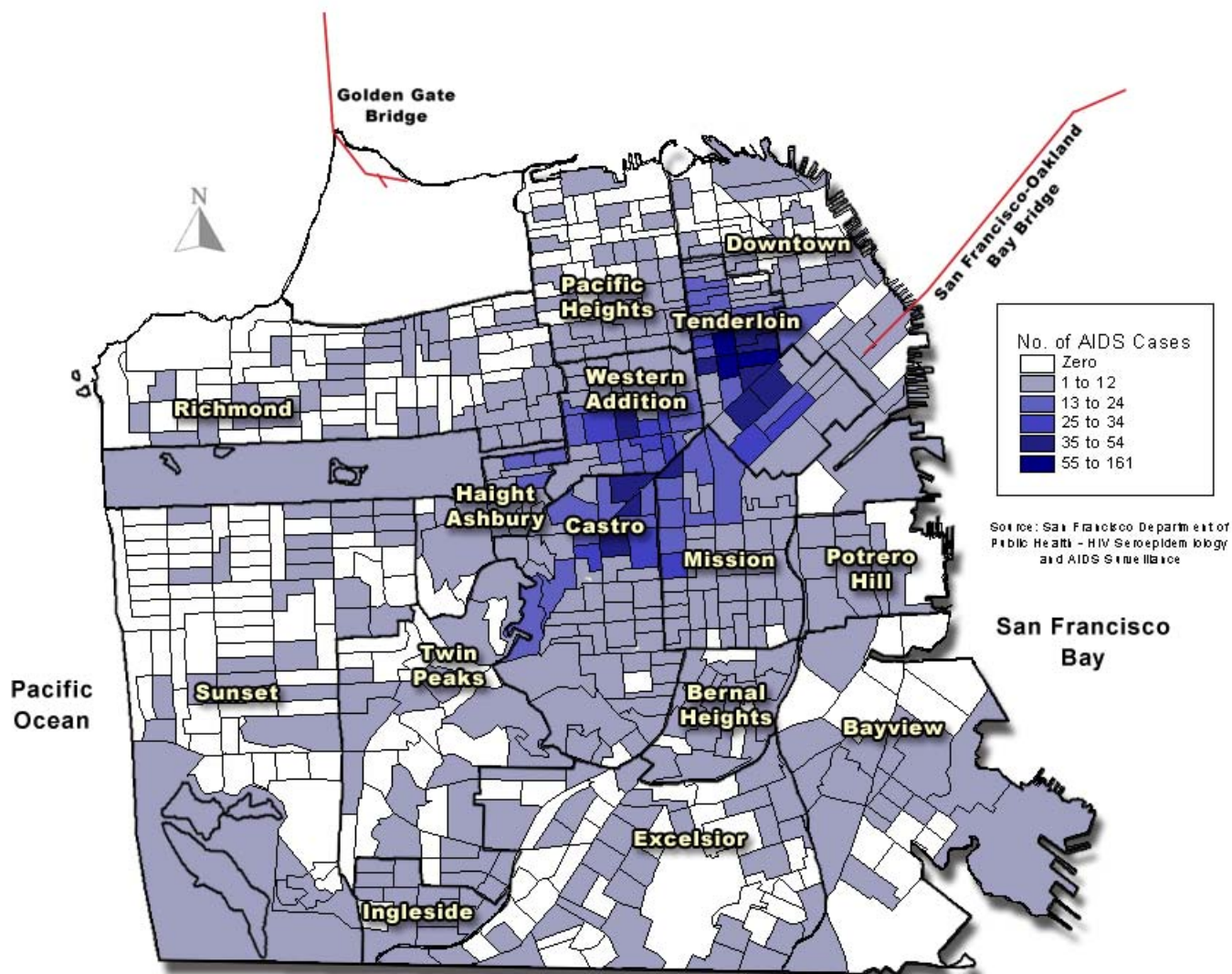


MSM-IDU AIDS Cases

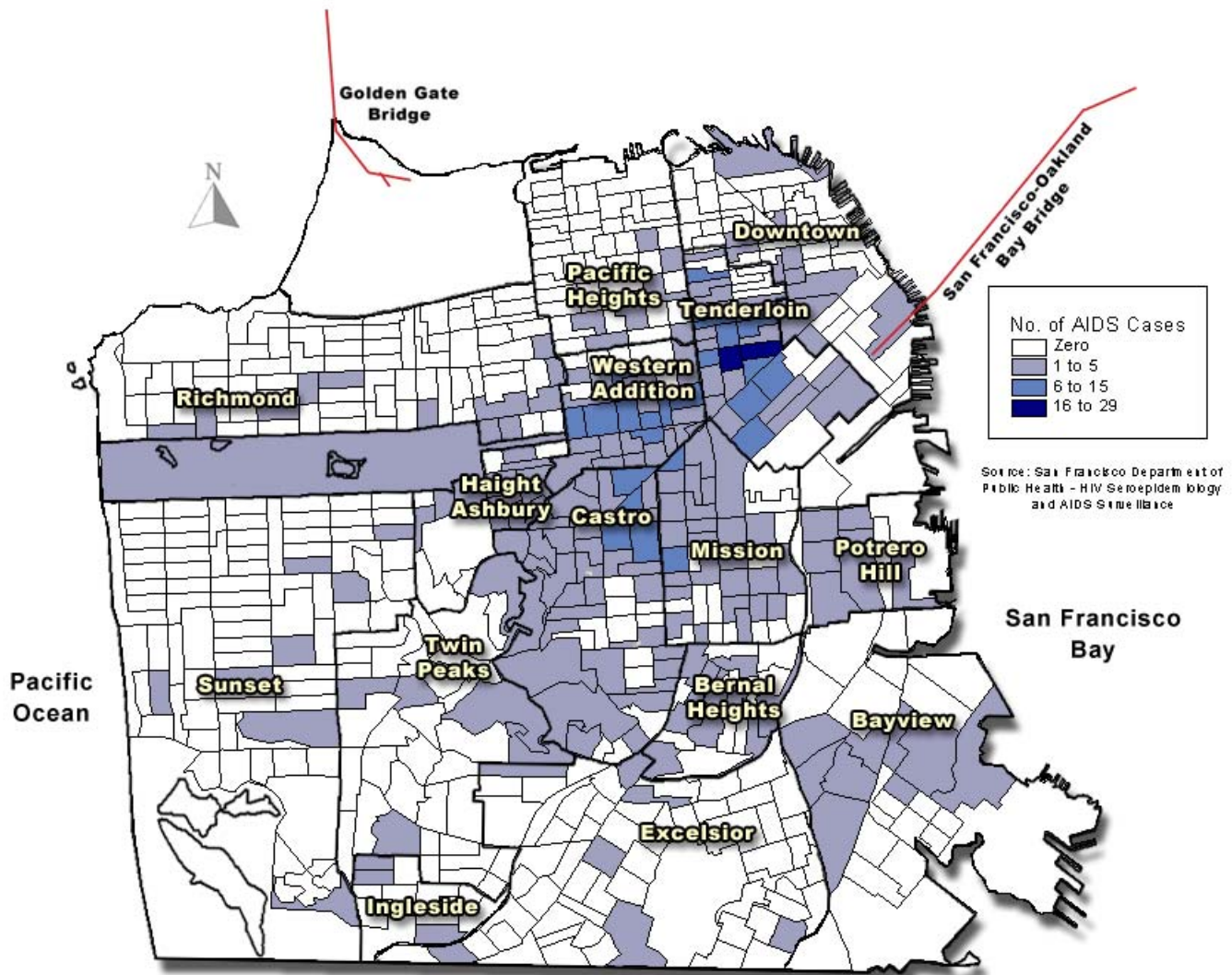
Cumulative AIDS cases among men who have sex with men and are injection drug users (MSM-IDU), 1981 - 2000



This map shows the geographic distribution of AIDS cases among MSM-IDU from 1981 through 2000 by US Census Block Groups in San Francisco City and County. MSM-IDU AIDS cases have been concentrated in a low-income, inner-city zone that includes the Tenderloin, SOMA, Western Addition, Duboce Triangle, Mission Dolores, and Mission in areas near the Castro. There are relatively few MSM-IDU in the Castro in comparison to MSM (non-IDU).

Data include persons who were residents of San Francisco at the time of their diagnosis. Data do not include persons with HIV infection who have not progressed to an AIDS diagnosis.

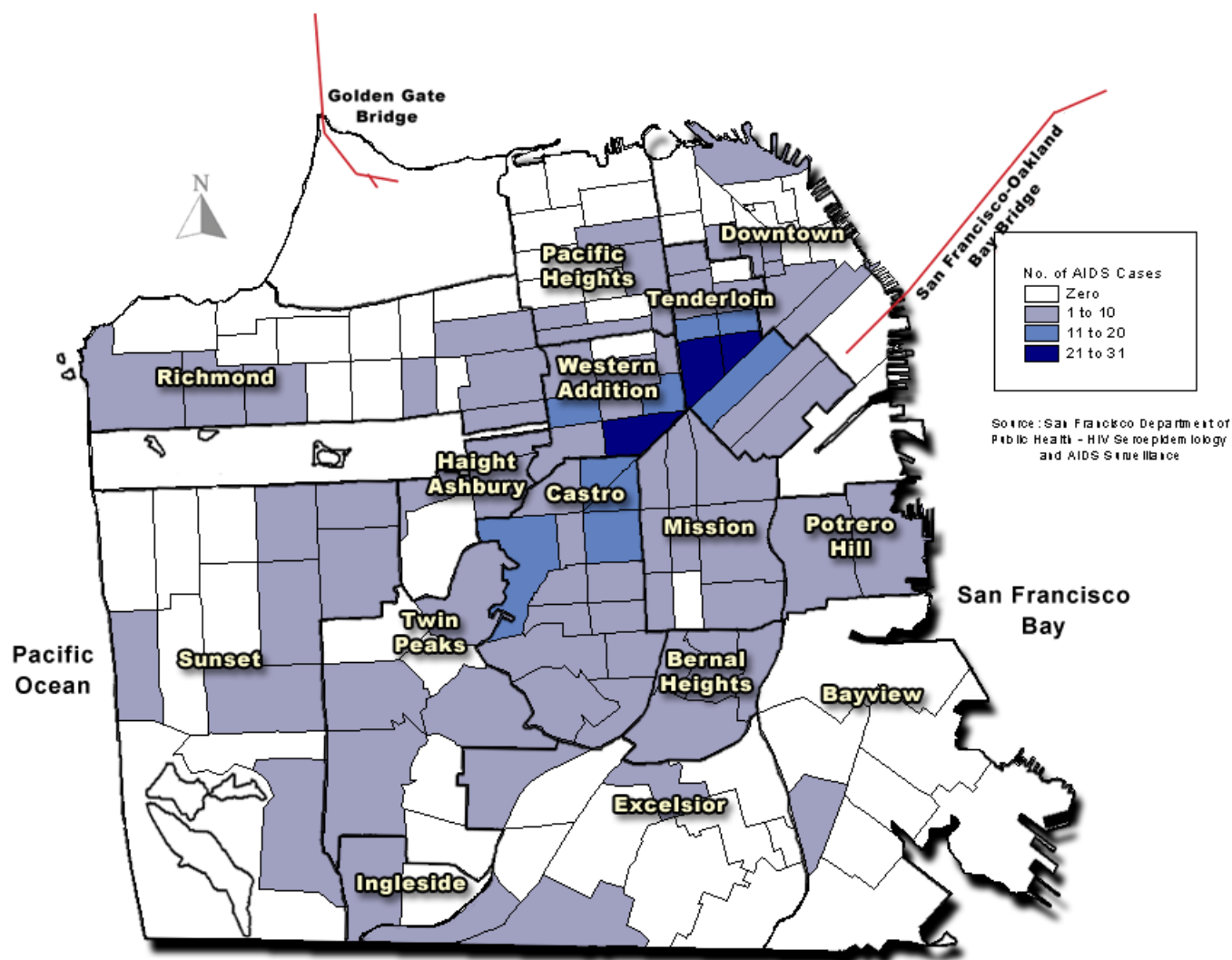
Men who have sex with men and are injection drug users (MSM-IDU) living with AIDS, 2000



This map shows the geographic distribution of MSM-IDU living with AIDS as of 2000 by US Census Block Groups in San Francisco City and County. The highest concentration of MSM-IDU living with AIDS is in the Tenderloin, a low-income, inner-city neighborhood. Other inner-city areas of Western Addition, Duboce Triangle, and Mission near the Castro also have concentrations of MSM-IDU living with AIDS.

Data include persons who were residents of San Francisco at the time of their diagnosis and who were known to be alive on 31 December, 2000. Data do not include persons with HIV infection who have not progressed to an AIDS diagnosis.

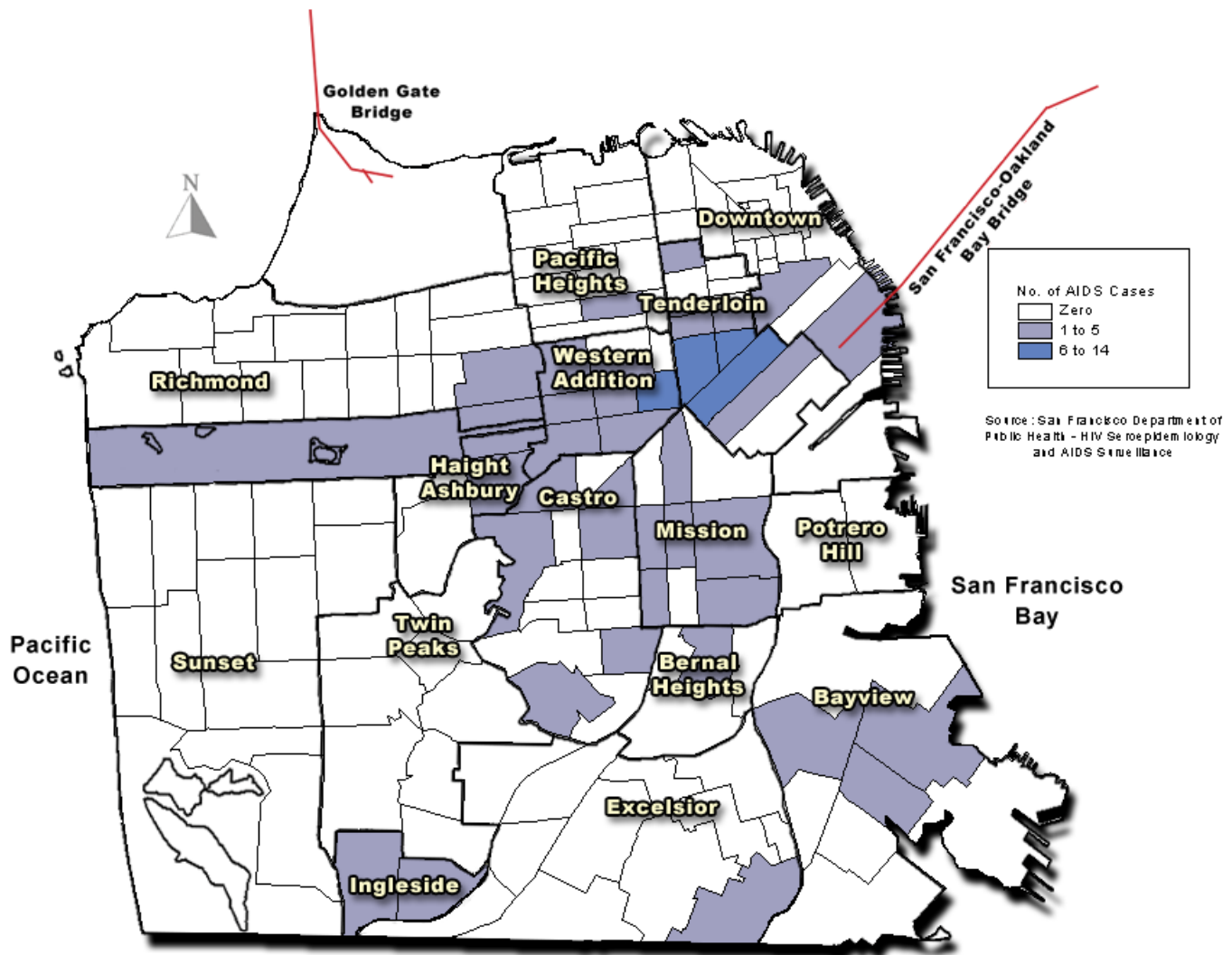
Men who have sex with men and are injection drug users (MSM-IDU) living with AIDS by race/ethnicity, 2000



White MSM-IDU living with AIDS , 2000

This map shows the geographic distribution of white MSM-IDU persons living with AIDS as of 2000 by US Census Tracts in San Francisco City and County. Two concentrations of white MSM-IDU living with AIDS are apparent: one centered in low-income areas around the Tenderloin extending from lower Nob Hill through SOMA and a second centered on the transitional area between Mission and the Castro including Duboce Triangle, Mission Dolores, and parts of Western Addition.

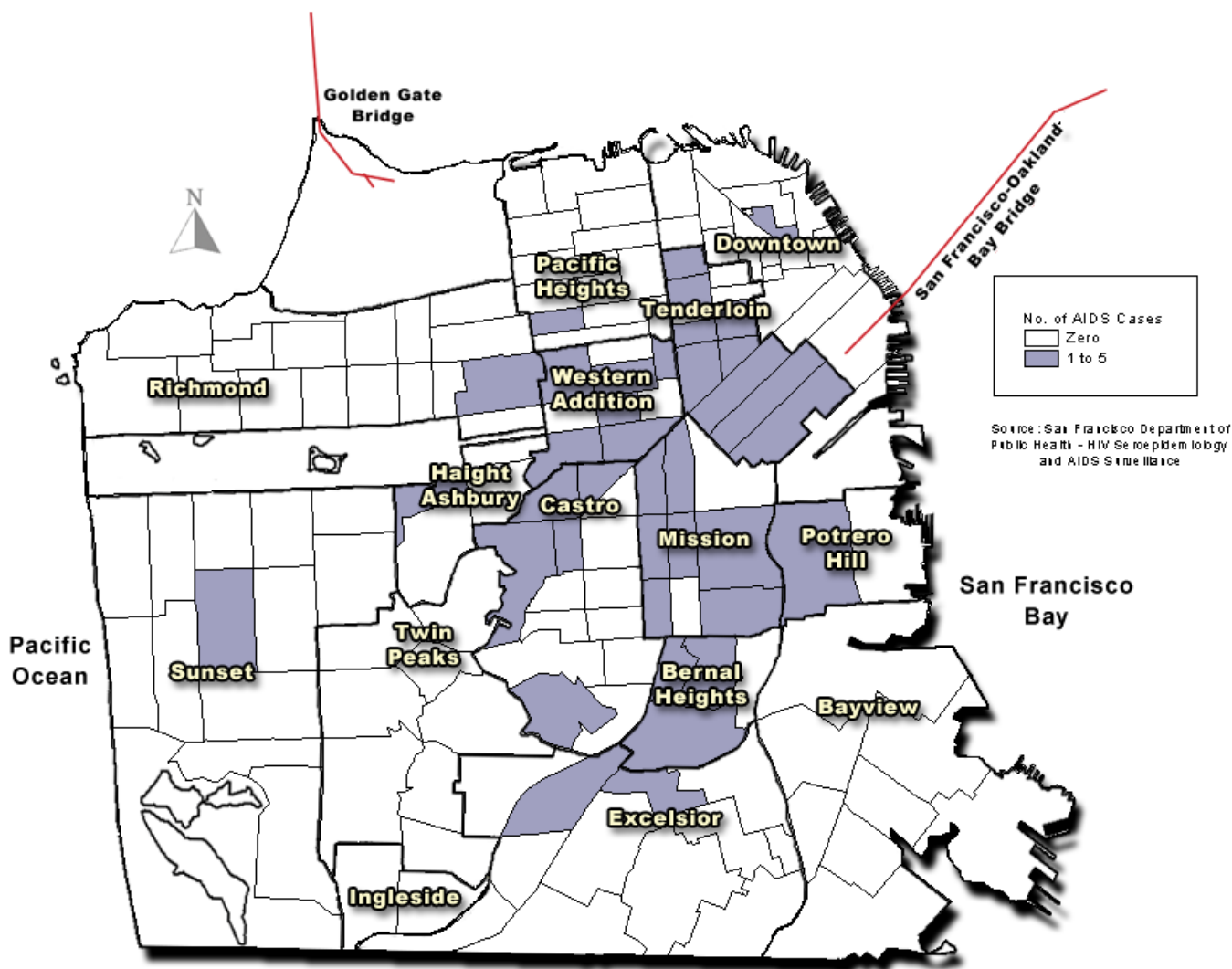
Data include persons who were residents of San Francisco at the time of their diagnosis and who were known to be alive on 31 December, 2000. Data do not include persons with HIV infection who have not progressed to an AIDS diagnosis.



African American MSM-IDU living with AIDS, 2000

This map shows the geographic distribution of African American MSM-IDU living with AIDS as of 2000 by US Census Tracts in San Francisco City and County. African American MSM-IDU living with AIDS are concentrated in low-income, inner-city Tenderloin extending through SOMA. Dispersed areas with high numbers of African Americans in general are also home to many African American MSM-IDU living with AIDS, including Bayview, Western Addition, Mission, Ingleside, and Excelsior.

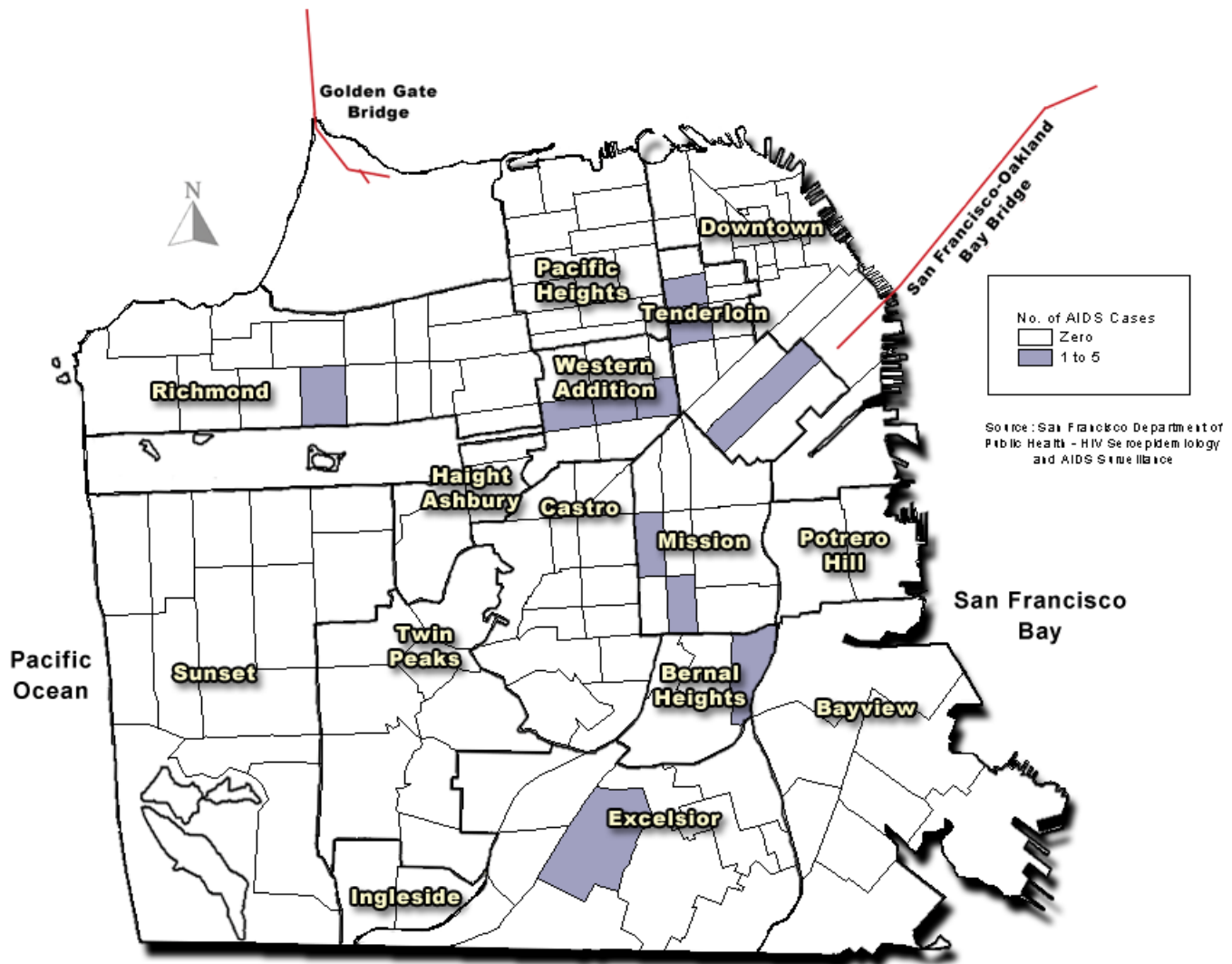
Data include persons who were residents of San Francisco at the time of their diagnosis and who were known to be alive on 31 December, 2000. Data do not include persons with HIV infection who have not progressed to an AIDS diagnosis.



Latino MSM-IDU living with AIDS, 2000

This map shows the geographic distribution of Latino MSM-IDU living with AIDS as of 2000 by US Census Tracts in San Francisco City and County. Latino MSM-IDU living with AIDS tend to live in low-income, inner-city areas of Mission (home to a large Latino community), the Tenderloin, SOMA, Western Addition, and Duboce Triangle.

Data include persons who were residents of San Francisco at the time of their diagnosis and who were known to be alive on 31 December, 2000. Data do not include persons with HIV infection who have not progressed to an AIDS diagnosis.

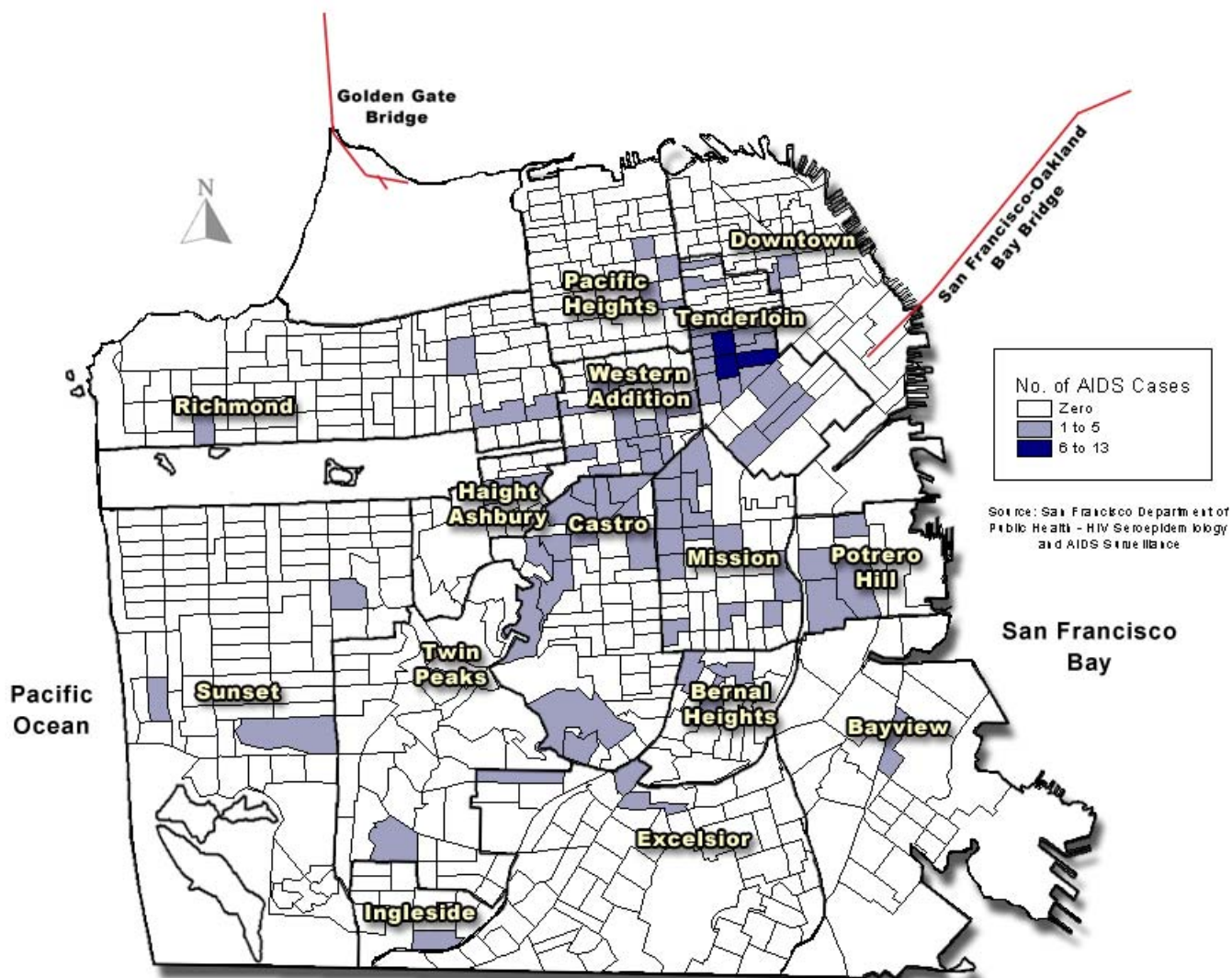


Asian/Pacific Islander MSM-IDU living with AIDS, 2000

This map shows the geographic distribution of Asian/Pacific Islander MSM-IDU living with AIDS as of 2000 by US Census Tracts in San Francisco City and County. Asian/Pacific Islander MSM-IDU living with AIDS reside in a few scattered areas of the Tenderloin, Western Addition, Mission, and other low-income neighborhoods.

Data include persons who were residents of San Francisco at the time of their diagnosis and who were known to be alive on 31 December, 2000. Data do not include persons with HIV infection who have not progressed to an AIDS diagnosis.

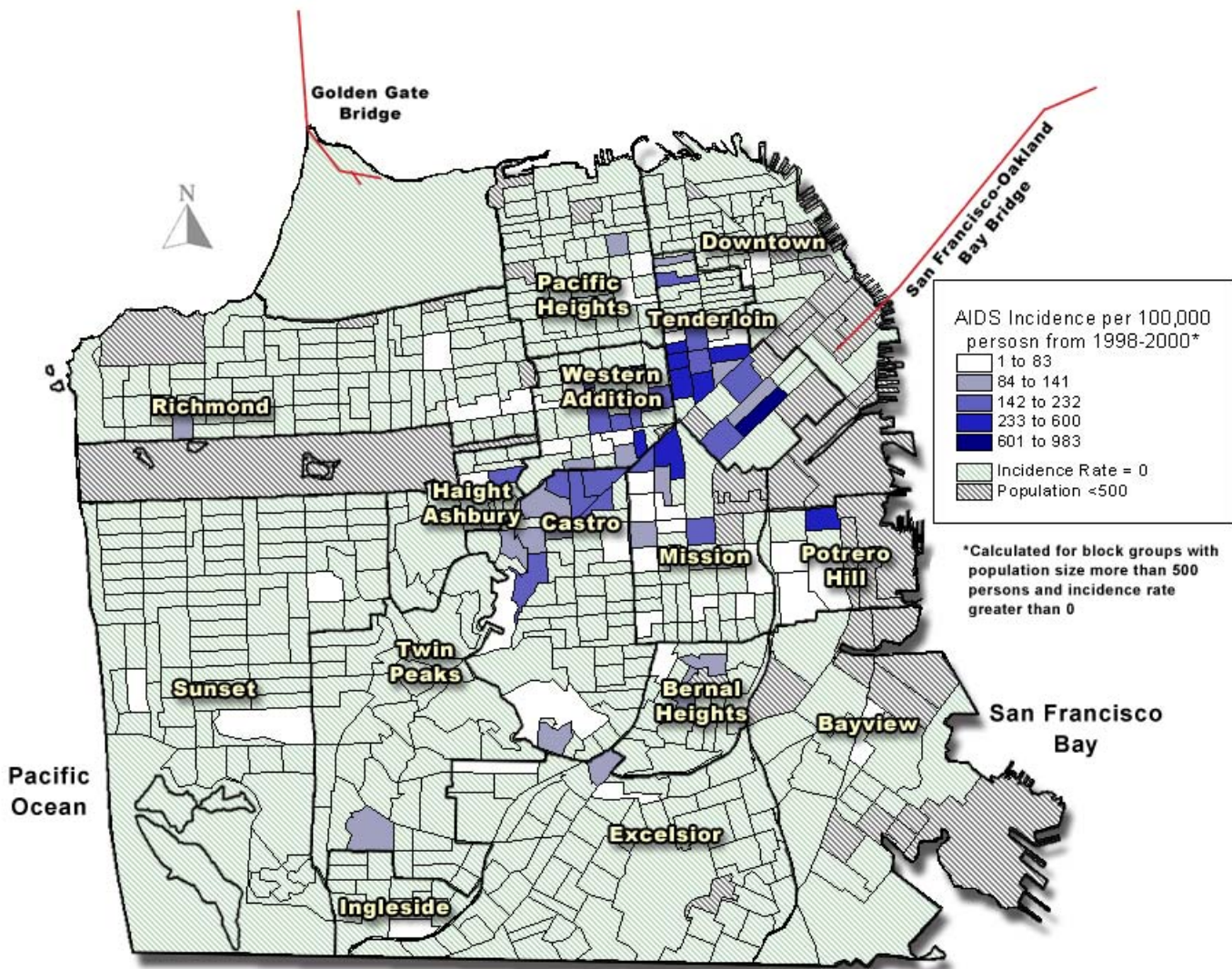
Recent AIDS cases among men who have sex with men and are injection drug users (MSM-IDU), 1997 - 2000



This map shows the geographic distribution of MSM-IDU AIDS cases diagnosed between 1997 and 2000 by US Census Block Groups in San Francisco City and County. MSM-IDU recently diagnosed with AIDS are concentrated in the Tenderloin and diffusely scattered in other low-income, inner city areas including SOMA, Western Addition, Diamond Heights, Potrero Hill, and Mission.

Data include persons who were residents of San Francisco at the time of their diagnosis. Data do not include persons with HIV infection who have not progressed to an AIDS diagnosis.

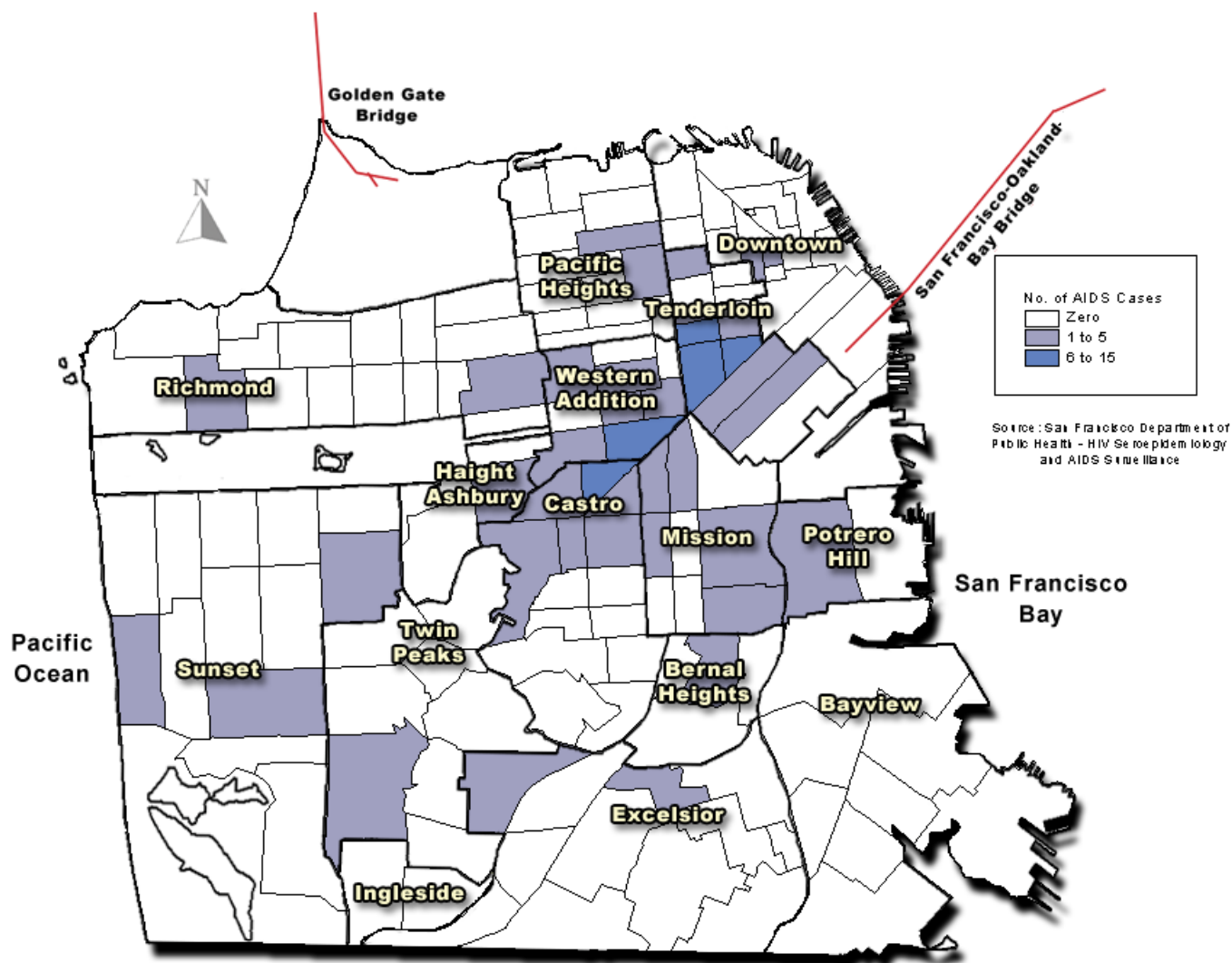
AIDS incidence among men who have sex with men and are injection drug users (MSM-IDU) per 100,000 population, 1997 - 2000



This map shows incidence of AIDS cases MSM-IDU per 100,000 persons between 1997 and 2000 by US Census Block Groups in San Francisco City and County. High incidence AIDS among MSM-IDU is most apparent in low-income Tenderloin and nearby areas of SOMA and Mission. A high incidence is also observed in Potrero Hill.

Incidence rates are calculated as the number of AIDS cases diagnosed from 1997 through 2000 divided by the estimated Block Group population in 1999 (GeoLytics, Inc., Update). Data from Block Groups with population less than 500 residents are not shown in order to avoid low precision due to small sample sizes. Data include persons who were residents of San Francisco at the time of their diagnosis. Data do not include persons with HIV infection who have not progressed to an AIDS diagnosis.

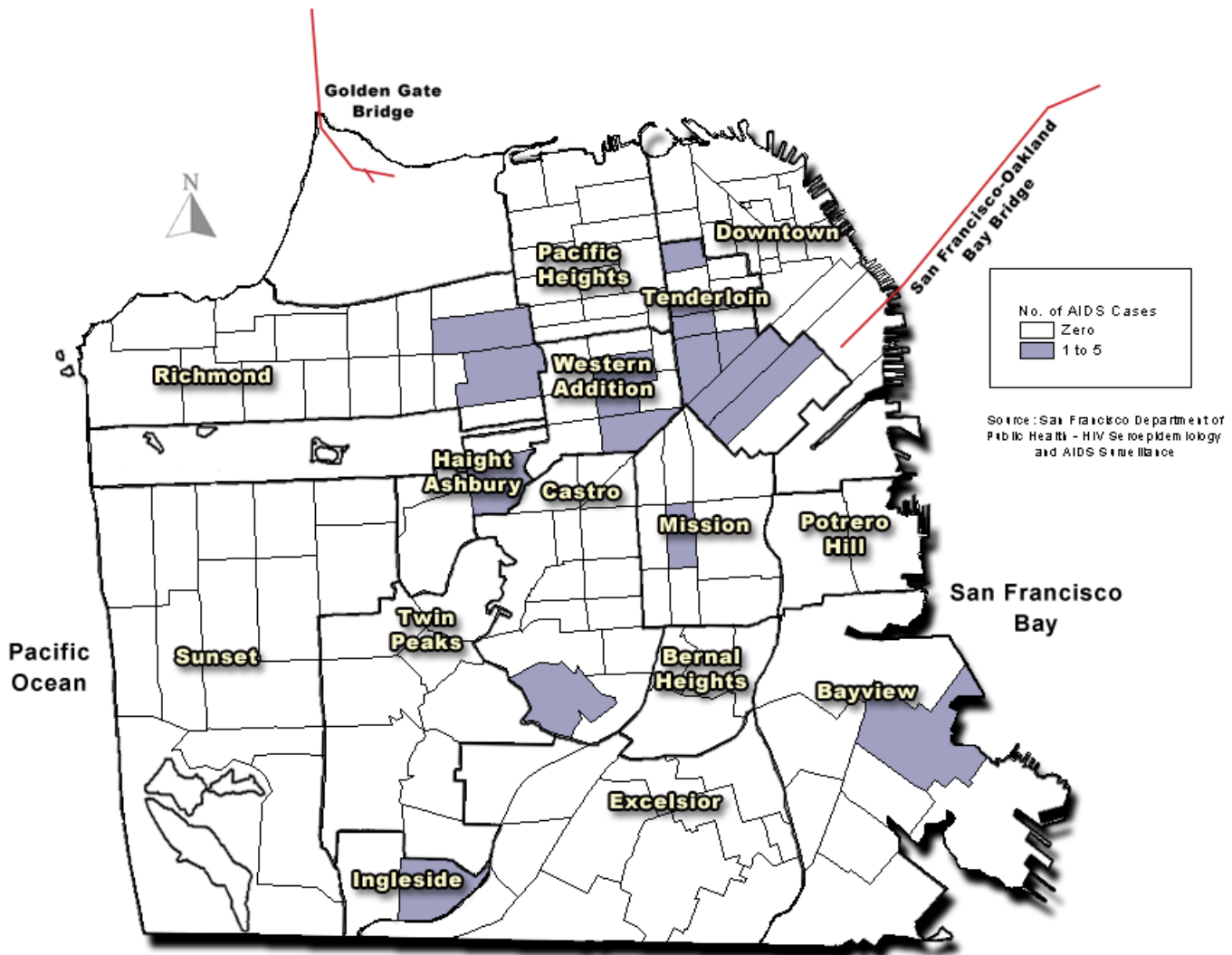
Recent AIDS cases among men who have sex with men and are injection drug users (MSM-IDU) by race/ethnicity, 2000



Recent AIDS cases among white MSM-IDU, 2000

This map shows the geographic distribution of AIDS cases diagnosed among white MSM-IDU from 1997 through 2000 by US Census Tracts in San Francisco City and County. White MSM-IDU recently diagnosed with AIDS tend to live in Tenderloin and Duboce Triangle.

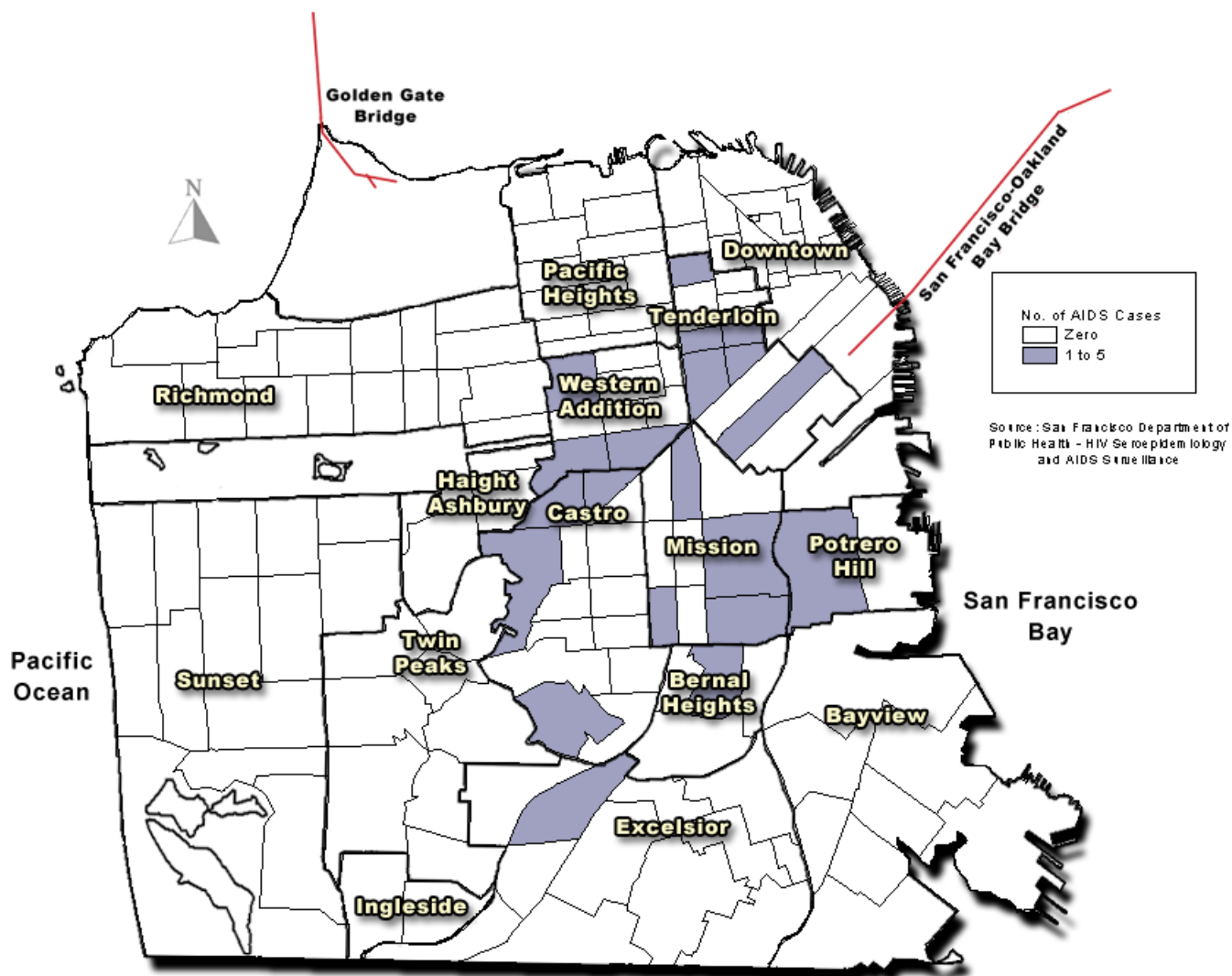
Data include persons who were residents of San Francisco at the time of their diagnosis. Data do not include persons with HIV infection who have not progressed to an AIDS diagnosis.



Recent AIDS cases among African American MSM-IDU, 2000

This map shows the geographic distribution of AIDS cases diagnosed among African American MSM-IDU from 1997 through 2000 by US Census Tracts in San Francisco City and County. African American MSM-IDU recently diagnosed with AIDS live a low-income, inner-city zone of the northeast extending from SOMA through Western Addition. A few areas of Bayview, Diamond Heights, and Ingleside are also home to recent African American MSM-IDU AIDS cases.

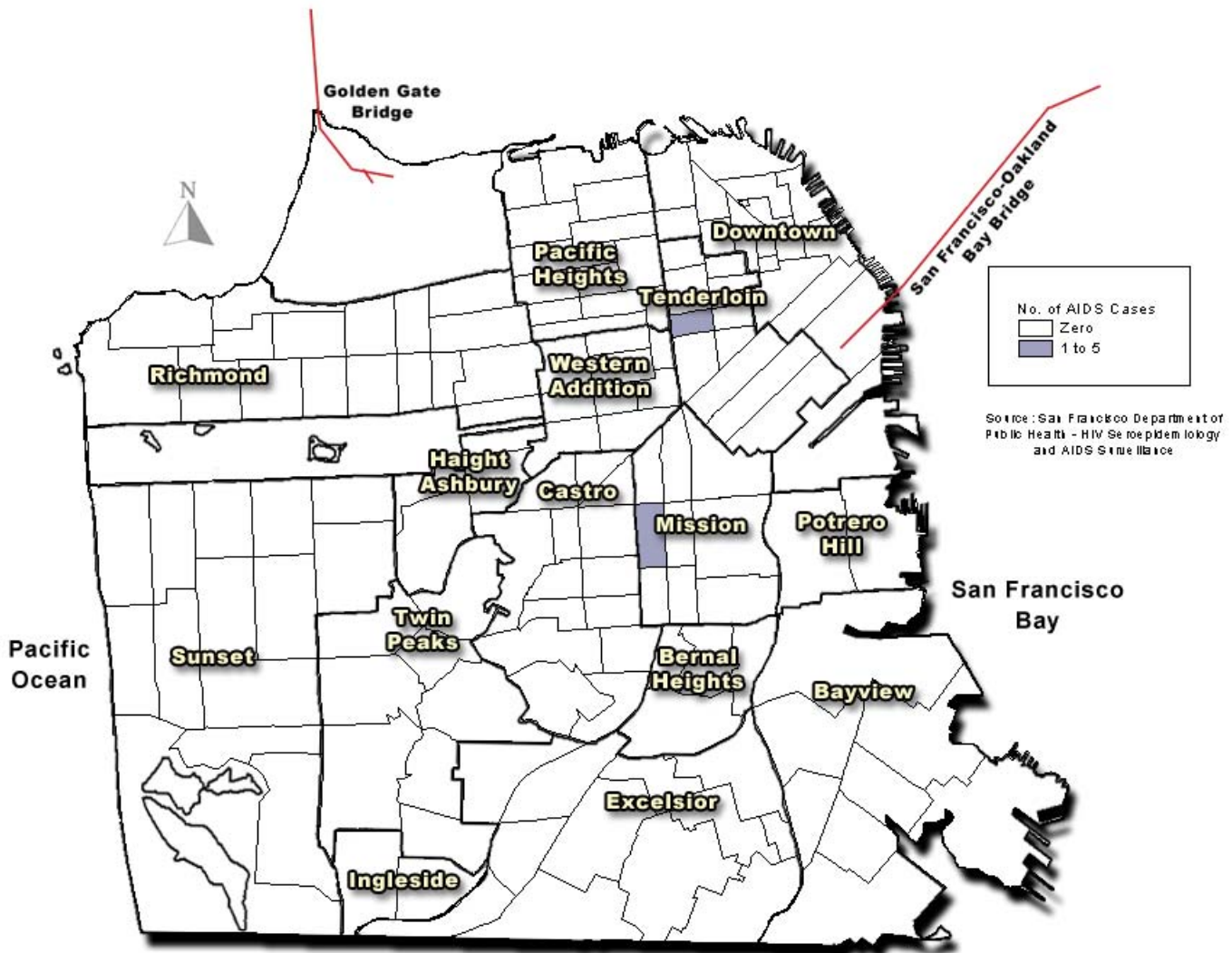
Data include persons who were residents of San Francisco at the time of their diagnosis. Data do not include persons with HIV infection who have not progressed to an AIDS diagnosis.



Recent AIDS cases among Latino MSM-IDU, 2000

This map shows the geographic distribution of AIDS cases diagnosed among Latino MSM-IDU from 1997 through 2000 by US Census Tracts in San Francisco City and County. The low-income, inner-city areas of the Tenderloin, SOMA, Mission, Duboce Triangle, Western Addition, and Diamond Heights account for most recent MSM-IDU AIDS cases among Latinos.

Data include persons who were residents of San Francisco at the time of their diagnosis. Data do not include persons with HIV infection who have not progressed to an AIDS diagnosis.



Recent AIDS cases among Asian/Pacific Islander MSM-IDU, 2000

This map shows the geographic distribution of AIDS cases diagnosed among Asian/Pacific Islander MSM-IDU from 1997 through 2000 by US Census Tracts in San Francisco City and County. Recent Asian/Pacific MSM-IDU cases have been observed in only two low-income areas: one in the Tenderloin, the other in the Mission.

Data do not include persons with HIV infection who have not progressed to an AIDS diagnosis.