

Firearms

How many firearms were booked into evidence?

Fifty-two (27%); however, only 16% (25) of the guns used in a homicide or an assault were booked.

How often were multiple firearms used in these incidents?

In 8% (14) of the incidents.

What was the most common known type of firearm used in these incidents?

While firearms were not always recovered, based on other evidence 89% (129) were handguns, 62% (57) were of a medium caliber, and 96% (139) involved a conventional or semi-automatic firing mechanism.

If the injury occurred at home, how was the firearm stored?

This piece of information was not consistently documented.

How often were the firearms reported stolen?

Four of the 17 firearms that were used in an assault were reported to have been stolen. Two of the 4 guns involved in a legal intervention were also reported stolen. However, this piece of information is not consistently documented within the police incident report.

Where did youth obtain the firearm they used?

This piece of information was not routinely available.

If the victim had a felony criminal history, how did they obtain the firearm?

This piece of information was not available.

How often were safety features present on the gun?

This piece of information was not routinely collected.

How often were assault rifles involved in shootings?

Assault weapons were involved in 6 incidents. However, in one of these incidents the weapon belonged to a law enforcement officer, and in another incident it was not known at the time of incident report if the assault weapon retrieved had actually been used in the incident.

What suspects used large caliber firearms?

Young people aged 24 or less were the primary users of large caliber firearms.

Where were the firearms obtained?

This piece of information was not available.

In this section

- Fatal and Nonfatal Firearm-related Injuries
- Number of Firearms by Incident
- Ballistic Information
- Type of Firearm, Caliber, Firing Mechanism, and Make
- Relationship of Caliber to Victim's Age and Known Suspect's Age
- Location of Caliber of Firearm Used

Firearms

Fatal and Nonfatal Firearm-related Injuries

Number of Firearms by Incident

There were 176 firearm-related incidents involving approximately 194 firearms. Overall, 27% (52) of the firearms were recovered. Table 44 shows the number of firearms that were recovered, grouped by incident intent. All of the firearms used in suicide incidents were recovered, followed 20% (8) of firearms used in homicides, by 14% (17) of firearms used in assaults .

Table 44: Firearms Recovered, by Incident Intent: San Francisco, 1999

Incident intent	Number of incidents	Number of victims	Number of firearms	Firearms recovered	Percent recovered
Overall	176	213	194	52	26.8
Homicide	38	40	40	8	20.0
Assault	106	137	118	17	14.4
Suicide	19	21	19	19	100.0
Legal Intervention	6	8	10	4	40.0
Self-inflicted ^a	5	5	5	2	40.0
Another-inflicted ^b	2	2	2	2	100.0

^aSelf-inflicted incidents are those in which victims unintentionally shot themselves.

^bAnother-inflicted incidents are those in which victims were unintentionally shot by another person.

As Table 45 shows, in 93% (164) of firearm-related incidents a single firearm was used. Overall, in only 8% (14) of the incidents were multiple firearms used.

Table 45: Number of Firearms Used per Incident, by Incident Intent: San Francisco, 1999

	Overall		Homicide		Assault		Suicide		Legal Intervention		Self-inflicted ^a		Another-inflicted ^b	
	N=176	%	n=38	%	n=106	%	n=19	%	n=6	%	n=5	%	n=2	%
One	164	93.2	36	94.7	99	93.4	19	100.0	3	50.0	5	100.0	2	100.0
Two	12	6.8	2	5.3	8	7.5	0	--	2	33.3	0	--	0	--
Three	2	1.1	0	--	1	0.9	0	--	1	16.7	0	--	0	--

^aSelf-inflicted incidents are those in which victims unintentionally shot themselves.

^bAnother-inflicted incidents are those in which victims were unintentionally shot by another person.

Ballistic Information

Table 46 shows sources of ballistic information—other than the recovered firearm itself—regarding the firearm used, including: bullets or casings recovered from the scene, findings documented from the Medical Examiner’s report, and eyewitness accounts from either the victim or other sources. Physical evidence was recovered for 57% (110) of all firearm-related incidents and physical evidence was recovered in 80% (32) of homicide incidents. Overall, bullet(s) and/or casing(s) were recovered from the scene for 32% (62) and 38% (74) of all firearm-related incidents, respectively.

Table 46: Evidence Recovered for Each Firearm Used, by Incident Intent: San Francisco, 1999

	Overall		Homicide		Assault		Suicide		Legal Intervention		Self-inflicted ^b		Another-inflicted ^c	
	n=194	%	n=40	%	n=118	%	n=19	%	n=10	%	n=5	%	n=2	%
Physical evidence recovered ^a	110	56.7	32	80.0	50	42.4	19	100.0	6	60.0	2	40.0	1	50.0
Bullet recovered	62	32.0	22	55.0	25	21.2	12	63.2	1	10.0	1	20.0	1	50.0
Casing recovered	74	38.1	20	50.0	39	33.1	11	57.9	3	30.0	0	--	1	50.0
Informant information	62	32.0	3	7.5	53	44.9	0	--	4	40.0	2	40.0	0	--
Both physical and informant	8	4.1	3	7.5	4	3.4	0	--	0	--	0	--	1	50.0
No firearm information available ^d	14	7.2	2	5.0	11	9.3	0	--	0	--	1	20.0	0	--

^aPhysical evidence includes firearm, bullet, casing, and other information found at the scene to help identify the firearm.

^bSelf-inflicted incidents are those in which victims unintentionally shot themselves.

^cAnother-inflicted incidents are those in which victims were unintentionally shot by another person.

^dIf firearm information is indicated as unavailable, none of the incident reports contained any indication that physical evidence was recovered, nor was any other information reported on the type of firearm used.

Type of Firearm, Caliber, Firing Mechanism, and Make

Of all firearms used to cause injury or death, 67% (129) were handguns, followed by 5% (9) shotguns, and 3% (6) assault weapons. No information was reported on the firearm type for 25% (49) of the incidents (Table 47, Figure 90).

Table 47: Type of Firearm Used, by Incident Intent: San Francisco, 1999

	Overall		Homicide		Assault		Suicide		Legal Intervention		Self-inflicted ^a		Another-inflicted ^b	
	n=194	%	n=40	%	n=118	%	n=19	%	n=10	%	n=5	%	n=2	%
Handgun	129	66.5	23	57.5	76	64.4	16	84.2	8	80.0	4	80.0	2	100.0
Rifle	1	0.5	0	--	0	--	1	5.3	0	--	0	--	0	--
Shotgun	9	4.6	4	10.0	3	2.5	2	10.5	0	--	0	--	0	--
Assault weapon ^c	6	3.1	3	7.5	2	1.7	0	--	1	10.0	0	--	0	--
Unknown	49	25.2	10	25.0	37	31.4	0	--	1	10.0	1	20.0	0	--

^aSelf-inflicted incidents are those in which victims unintentionally shot themselves.

^bAnother-inflicted incidents are those in which victims were unintentionally shot by another person.

^cAssault weapons include submachine guns. Please see Glossary and Appendix for description of assault weapons.

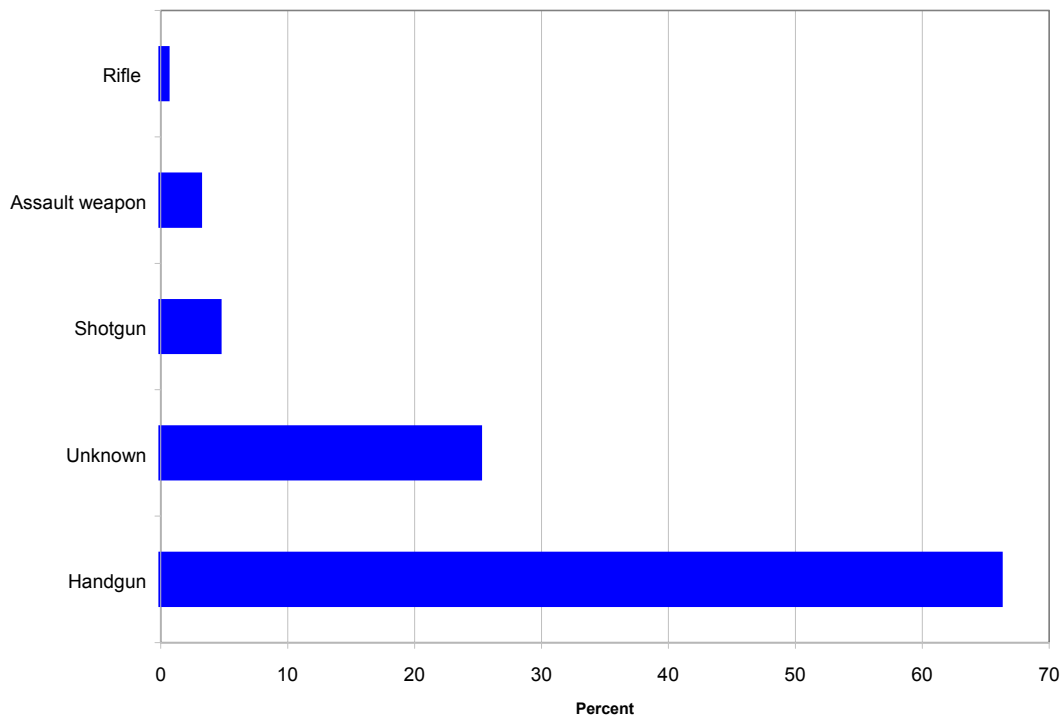


Figure 90: Firearm Type Used: San Francisco, 1999 (n=195)

Seventy-two percent (139) of the reported firearms used a conventional or semi-automatic firing mechanism, and 3% (6) of the firearms used an automatic firing mechanism (Table 48).

Table 48: Firing Mechanism of Firearms Used, by Incident Intent: San Francisco, 1999

	Overall		Homicide		Assault		Suicide		Legal Intervention		Self-inflicted ^b		Another-inflicted ^c	
	n=194	%	n=40	%	n=118	%	n=19	%	n=10	%	n=5	%	n=2	%
Semiautomatic ^a	139	71.6	27	67.5	79	66.9	19	100.0	8	80.0	4	80.0	2	100.0
Automatic	6	3.1	3	7.5	2	1.7	0	--	1	10.0	0	--	0	--
Unknown	49	25.3	10	25.0	37	31.4	0	--	1	10.0	1	20.0	0	--

^aIncludes conventional firing mechanism including rifles and shotguns.

^bSelf-inflicted incidents are those in which victims unintentionally shot themselves.

^cAnother-inflicted incidents are those in which victims were unintentionally shot by another person.

As Table 49 shows, a medium caliber firearm was most frequently used. Of the firearms for which caliber was known, approximately 62% (57) were of medium size (>.32 and <10mm/.40) and 21% (19) were of large caliber (>=10mm/.40) (Figure 91).¹⁵

Table 49: Caliber and Gauge of Firearms Used, by Incident Intent: San Francisco, 1999

	Overall		Homicide		Assault		Suicide		Legal Intervention		Self-inflicted ^b		Another-inflicted ^c	
	n=194	%	n=40	%	n=118	%	n=19	%	n=10	%	n=5	%	n=2	%
Small ^a	16	8.2	5	12.5	7	5.9	3	15.8	0	--	1	20.0	0	--
Medium	57	29.4	14	35.0	25	21.2	11	57.9	3	30.0	2	40.0	2	100
Large	19	9.8	3	7.5	11	9.3	2	10.5	2	20.0	1	20.0	0	--
Unknown	93	47.9	15	37.5	72	61.0	0	--	5	50.0	1	20.0	0	--
Shotgun Gauge	9	4.6	3	7.5	3	2.5	3	15.8	0	--	0	--	0	--

^aSmall caliber: <=.32; medium caliber: >.32 and <10mm/.40; large caliber: >=10mm/.40

^bSelf-inflicted incidents are those in which victims unintentionally shot themselves.

^cAnother-inflicted incidents are those in which victims were unintentionally shot by another person.

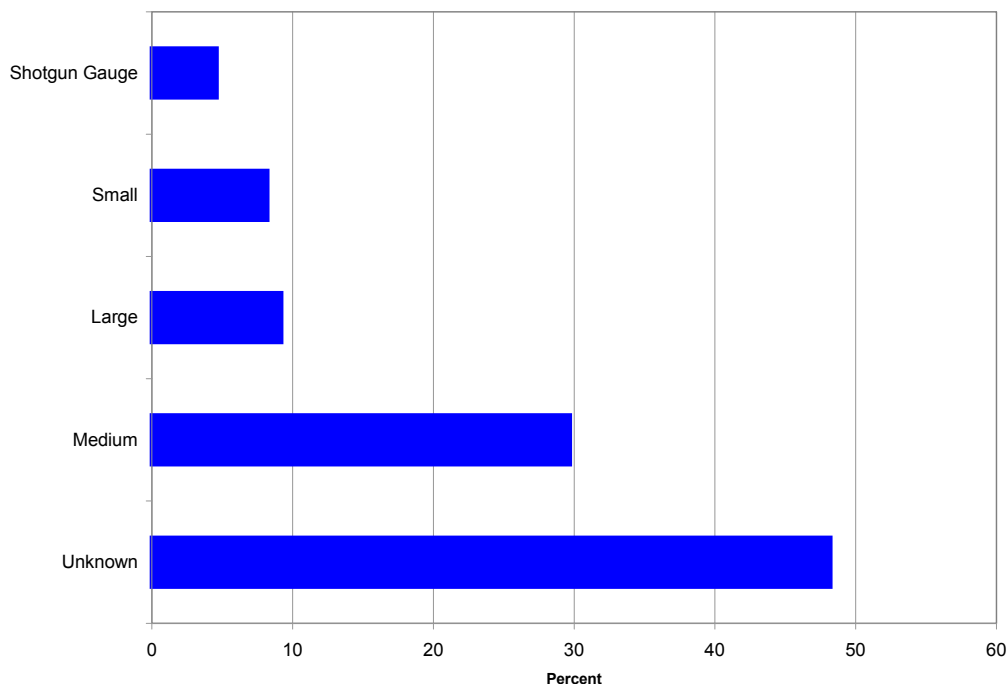


Figure 91: Caliber and Gauge of Firearms Used: San Francisco, 1999 (n=194)

¹⁵Denominator used was 194 minus the unknowns minus the shotguns; overall, the denominator was 92.

Information on the make of the firearm was available for only 25% (48) of the guns that were involved in a firearm-related injury. As Table 46 shows, some of the makes were identified by the victim or by a witness, thus the number of makes by intent do not necessarily equal the number of firearms that were recovered from the incidents. The reported firearm makes are shown in Table 50. Nineteen percent (10) of the guns recovered were Smith & Wesson, followed by 10% (5) each for Colt, Sturm Ruger, and Taurus.

	Overall n=194	Homicide n=40 ^a	Assault n=118	Suicide n=19	Legal Intervention n=10	Self- inflicted n=5 ^b	Another- inflicted n=2 ^c
Unknown	145	34	101	0	7	3	0
Rossi, Armadeo	1	0	1	0	0	0	0
Beretta	1	0	1	0	0	0	0
Bryco	1	0	1	0	0	0	0
Colt	5	0	2	3	0	0	0
Feg Union	1	0	0	0	1	0	0
Llama	1	0	0	0	0	1	0
Glock	2	0	1	0	0	0	1
Heckler & Koch	2	0	0	1	1	0	0
Hi-Point	1	1	0	0	0	0	0
Harrington & Richardson	1	0	0	0	0	1	0
Lorcin	1	0	1	0	0	0	0
Mossberg	1	1	0	0	0	0	0
Raven	1	0	0	1	0	0	0
Remington	1	0	1	0	0	0	0
Savage Arms	1	0	0	1	0	0	0
Sturm Ruger	5	0	3	2	0	0	0
Smith & Wesson	10	0	4	6	0	0	0
Taurus	5	0	1	2	1	0	1
Victor	1	1	0	0	0	0	0
Walther	1	0	0	1	0	0	0
Winchester	1	0	0	1	0	0	0
Uzi	1	1	0	0	0	0	0
Lawman	1	1	0	0	0	0	0
Mac assault	1	0	1	0	0	0	0
F Lipetta	1	0	0	1	0	0	0
Identified Makes	48	5	17	19	3 ^a	2	2
Recovered Gun	52	8	17	19	4	2	2

^aHomicide—there was a single unknown type of assault rifle and no make was provided. There were 2 guns that also had no make identified even though it was recovered. Legal Intervention also had a single firearm where the make was not recorded.

^bSelf-inflicted incidents are those in which victims unintentionally shot themselves.

^cAnother-inflicted incidents are those in which victims were unintentionally shot by another person.

Relationship of Caliber to Victim's Age and Known Suspect's Age

Figures 92 to 94 display the relationship between the suspect's known age and the victim's age, grouped by caliber of firearm if known for all homicide and assault incidents. If multiple suspects were involved in the incident and if only a single firearm was used, an average of the suspects' ages was computed to compare to the victim's age.

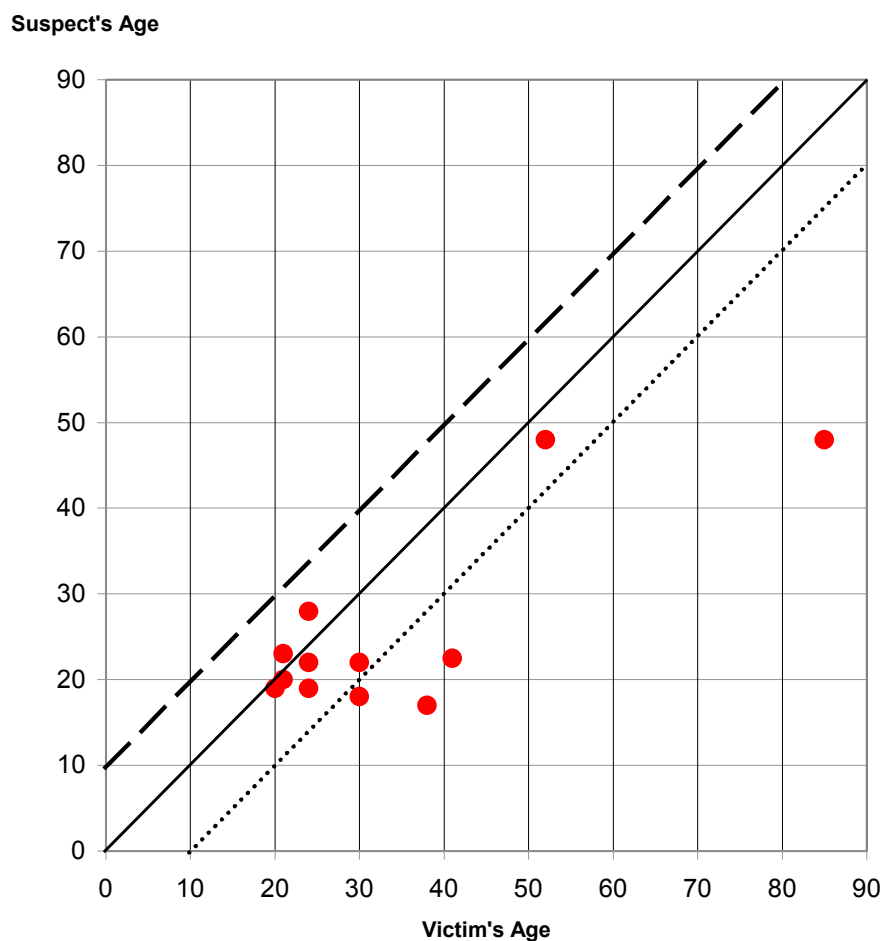


Figure 92: Relationship Between Victim's Age and Suspect's Known Age for Incidents Involving Use of Small Caliber Firearms: San Francisco, 1999 (n=12)

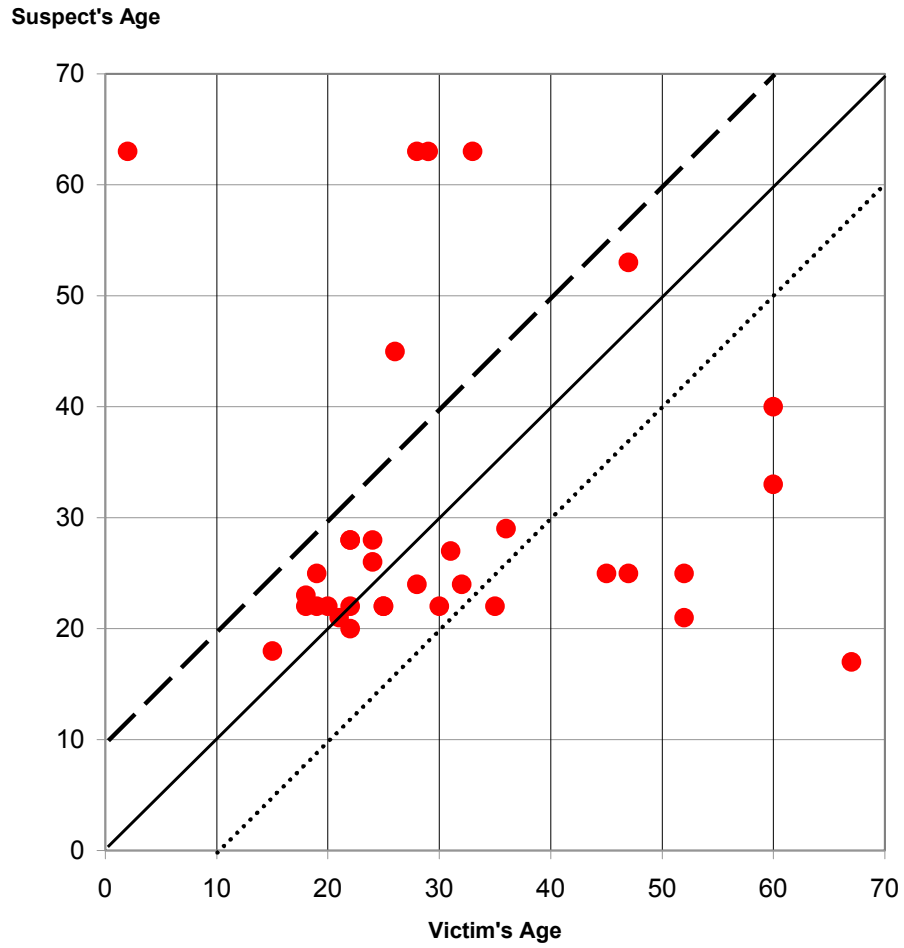


Figure 93: Relationship Between Victim's Age and Suspect's Known Age for Incidents Involving Use of Medium Caliber Firearms: San Francisco, 1999 (n=34)

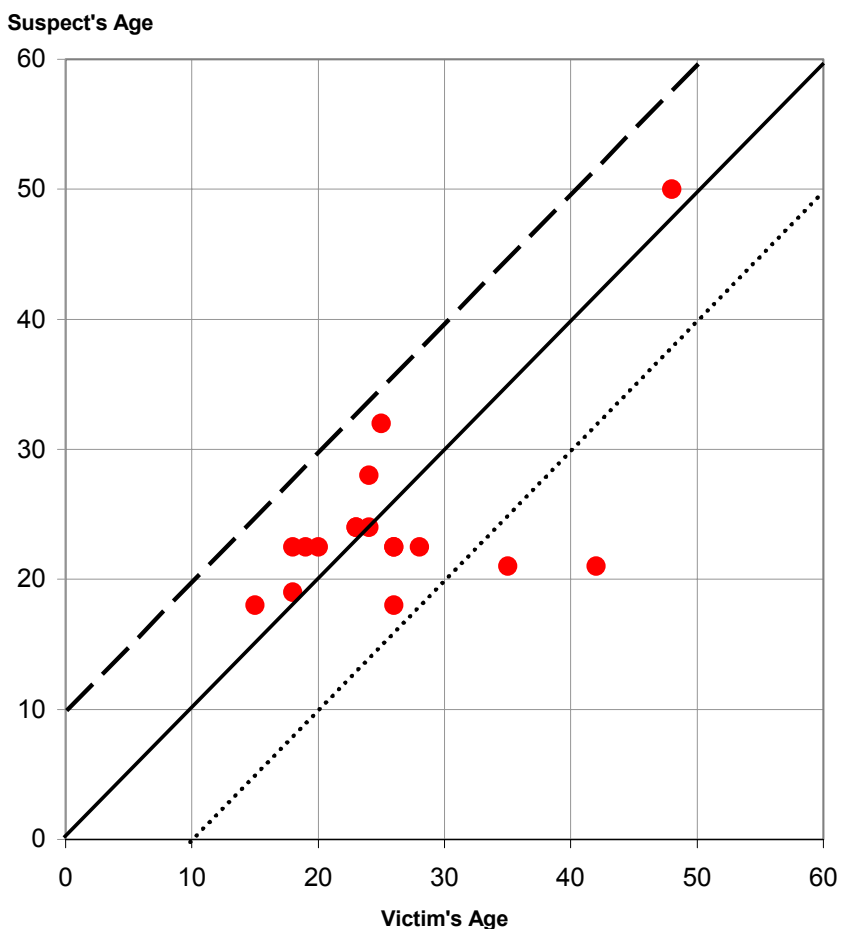


Figure 94: Relationship Between Victim's Age and Suspect's Known Age for Incidents Involving Use of Large Caliber Firearms: San Francisco, 1999 (n=17)

Suspects aged 17 to 48 years with a mean age of 26 and a median of 22 used small caliber firearms (Table 51). Medium caliber firearms were used by suspects aged 17 to 63, with a mean age of 30 and a median of 25 years. Sixty-five percent (11) of the suspects with a known age who used a large caliber firearm were aged 24 years or less.

Table 51: Suspect's Age, by Caliber of Firearm Used: San Francisco, 1999

Caliber	Suspect's Age		Range
	Mean	Median	
Small (n=12)	26	22	17-48
Medium (n=34)	30	25	17-63
Large (n=17)	24	23	18-50

Location of Caliber of Firearm Used

Figure 95 shows the location of the incident by the type of caliber used. Large caliber firearms were primarily used in zip codes 94124, 94112, and 94110.

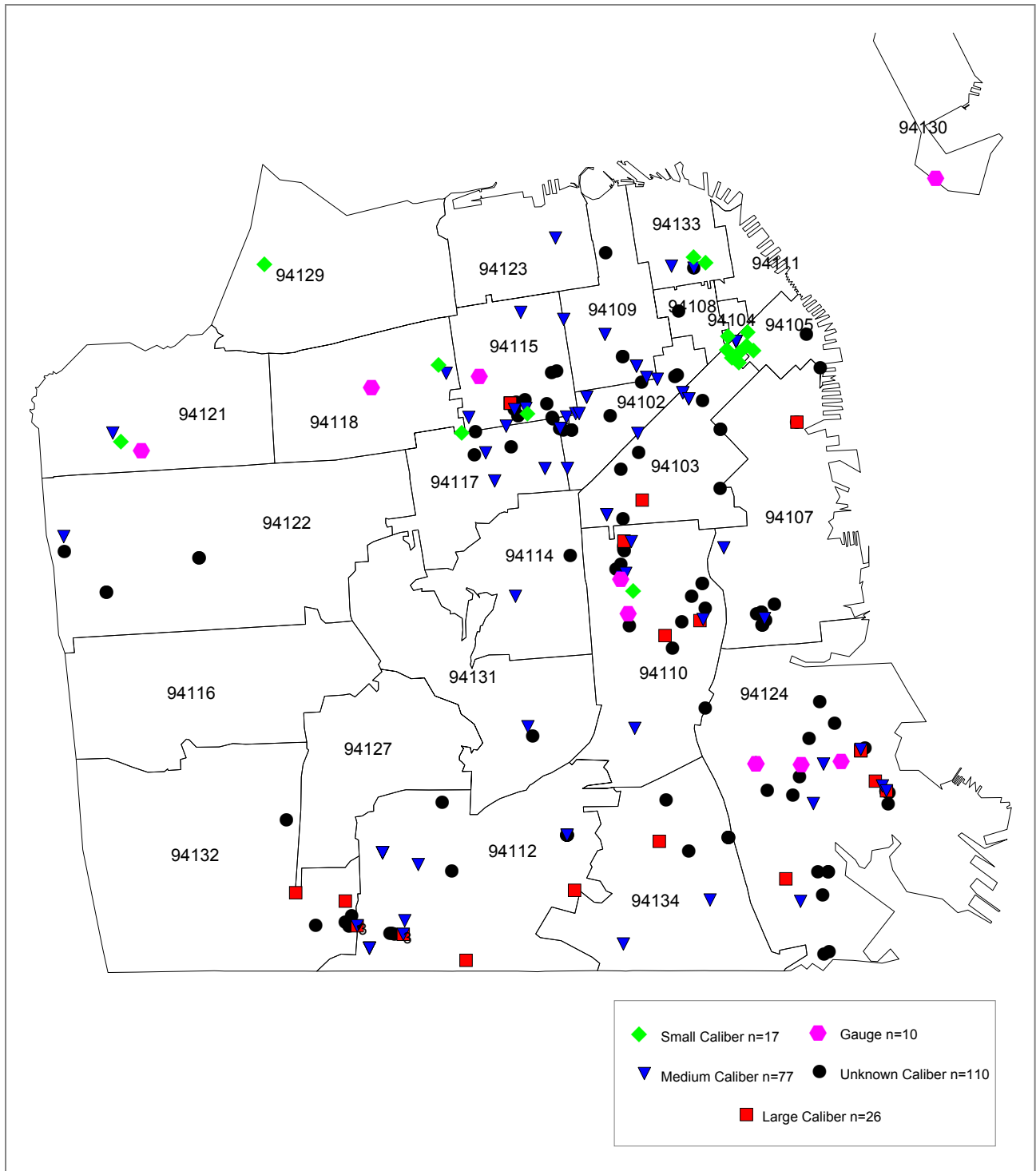


Figure 95: Location of Firearm-related Injury Incident, by Firearm Caliber and Gauge: San Francisco, 1999 (n=240)

Note: There were 2 incidents with unknown locations that are not included. The following data points overlapped: 1 small caliber, 27 medium calibers, 9 large calibers, and 1 gauge.