

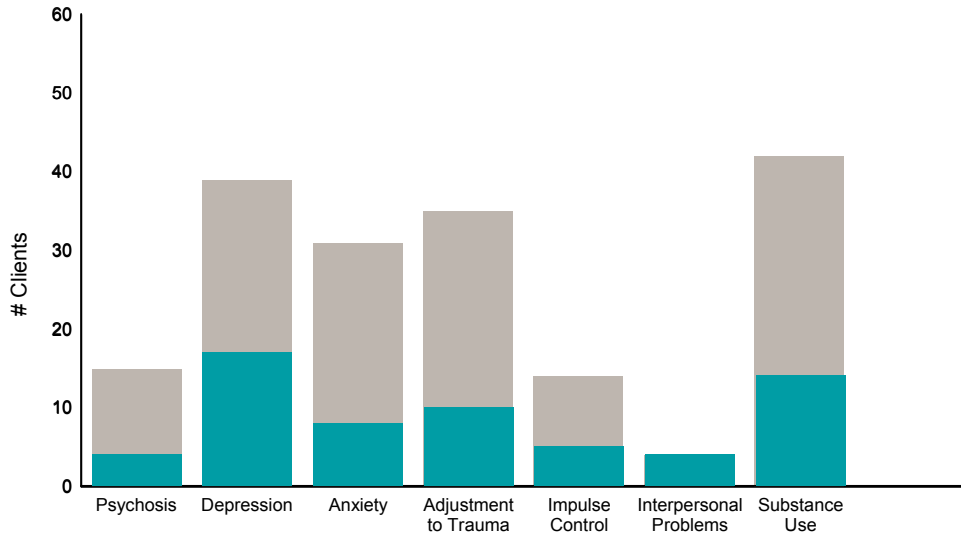
A Woman's Place (38BKOP)

■ Didn't Improve
■ Improved

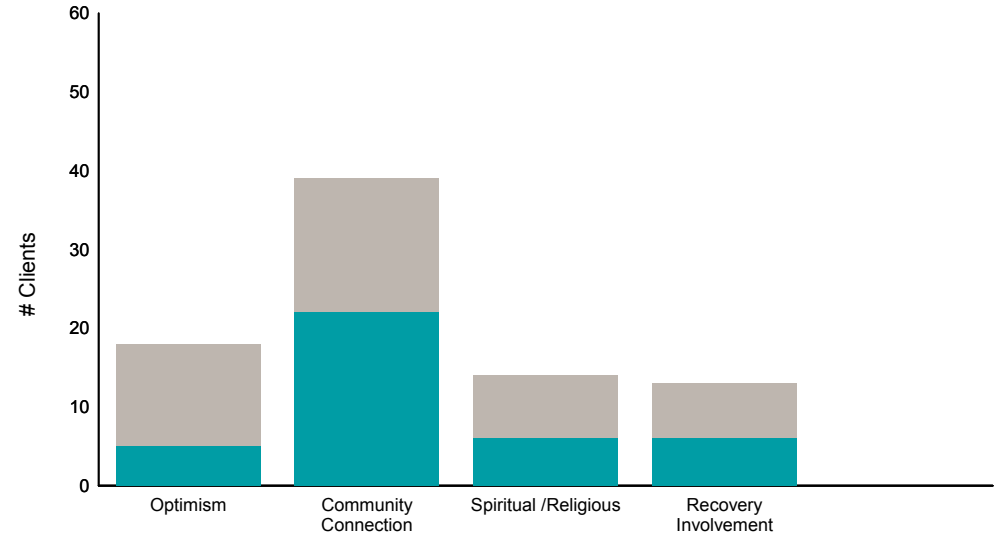
This report looks at current ANSAs to see how many clients improved on items rated 2 or 3 from the prior ANSA.

Num of episodes w/ min. 2 ANSAs: 58 Average days between ANSAs: 252.6 % clients improved on min. 30% of actionable items: **55% (= 32/58)**

Behavioral Health Domain

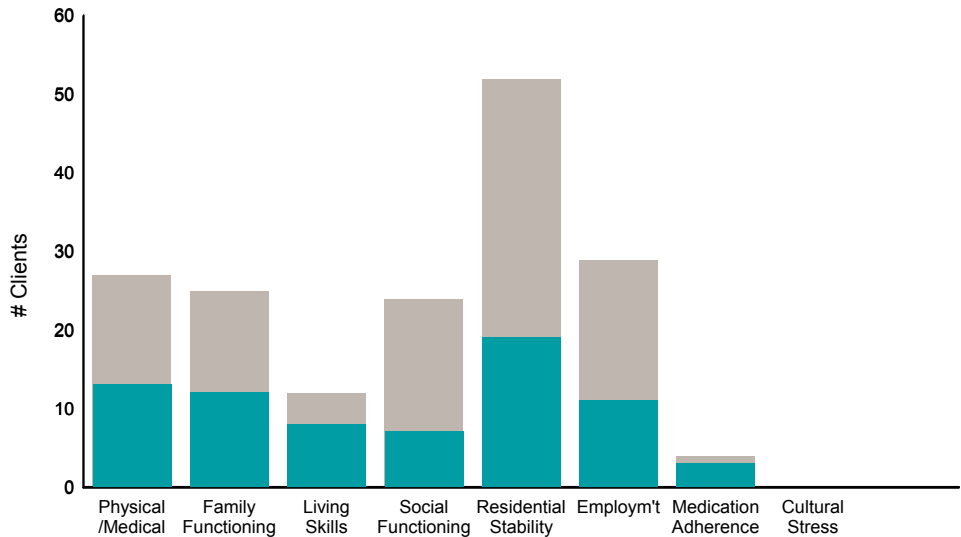


Strengths

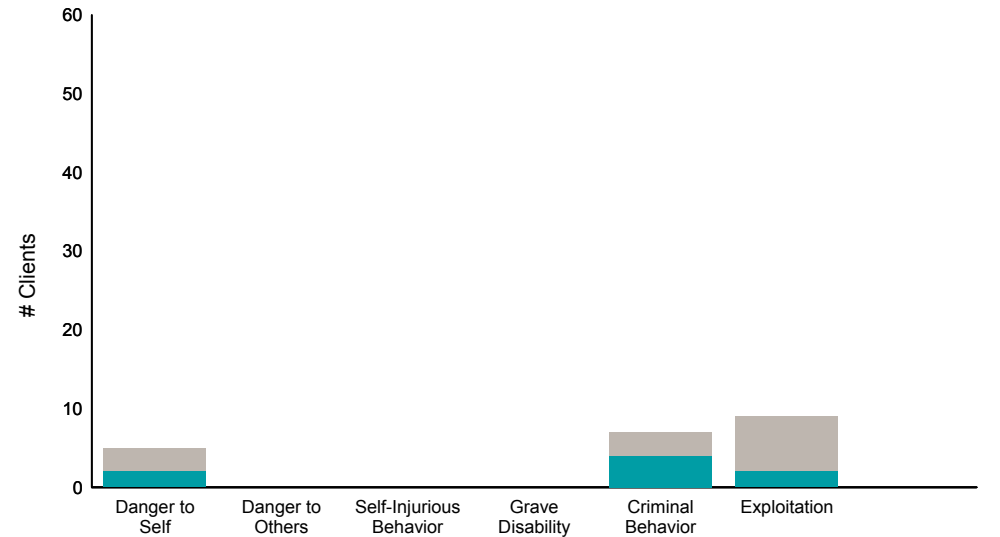


| Item | % improvement |
|------------------------|---------------|
| Psychosis | 27% (4/15) |
| Depression | 44% (17/39) |
| Anxiety | 26% (8/31) |
| Adjustment to Trauma | 29% (10/35) |
| Impulse Control | 36% (5/14) |
| Interpersonal Problems | 100% (4/4) |
| Substance Use | 33% (14/42) |
| Optimism | 28% (5/18) |
| Community Connection | 56% (22/39) |
| Spiritual /Religious | 43% (6/14) |
| Recovery Involvement | 46% (6/13) |

Life Domain Functioning



Risk Behaviors

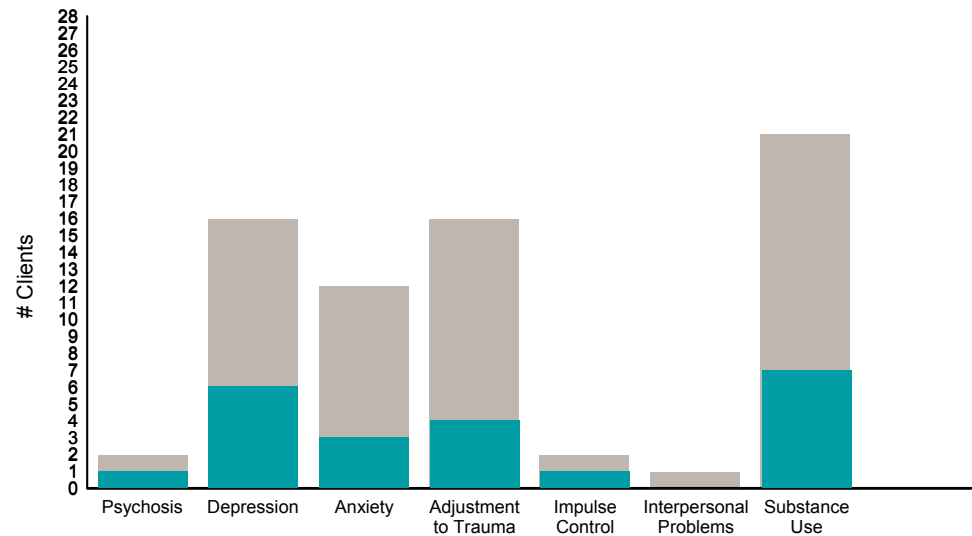


| Item | % improvement |
|-------------------------|---------------|
| Physical /Medical | 48% (13/27) |
| Family Functioning | 48% (12/25) |
| Living Skills | 67% (8/12) |
| Social Functioning | 29% (7/24) |
| Residential Stability | 37% (19/52) |
| Employ'm't | 38% (11/29) |
| Medication Adherence | 75% (3/4) |
| Cultural Stress | 0% (0/0) |
| Danger to Self | 40% (2/5) |
| Danger to Others | 0% (0/0) |
| Self-Injurious Behavior | 0% (0/0) |
| Grave Disability | 0% (0/0) |
| Criminal Behavior | 57% (4/7) |
| Exploitation | 22% (2/9) |

Didn't Improve
 Improved
 This report looks at current ANSAs to see how many clients improved on items rated 2 or 3 from the prior ANSA.

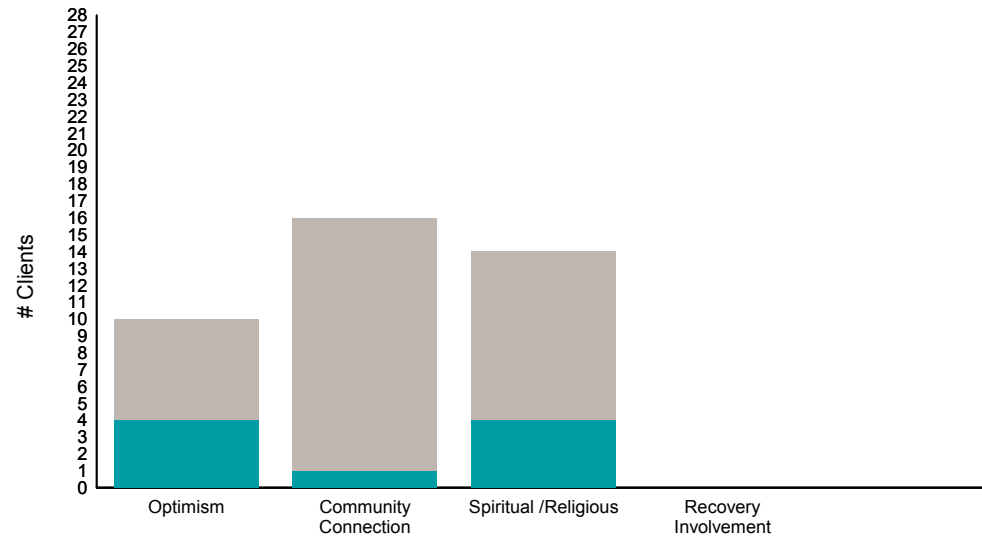
Num of episodes w/ min. 2 ANSAs: 26 Average days between ANSAs: 207.4 % clients improved on min. 30% of actionable items: **58% (= 15/26)**

Behavioral Health Domain



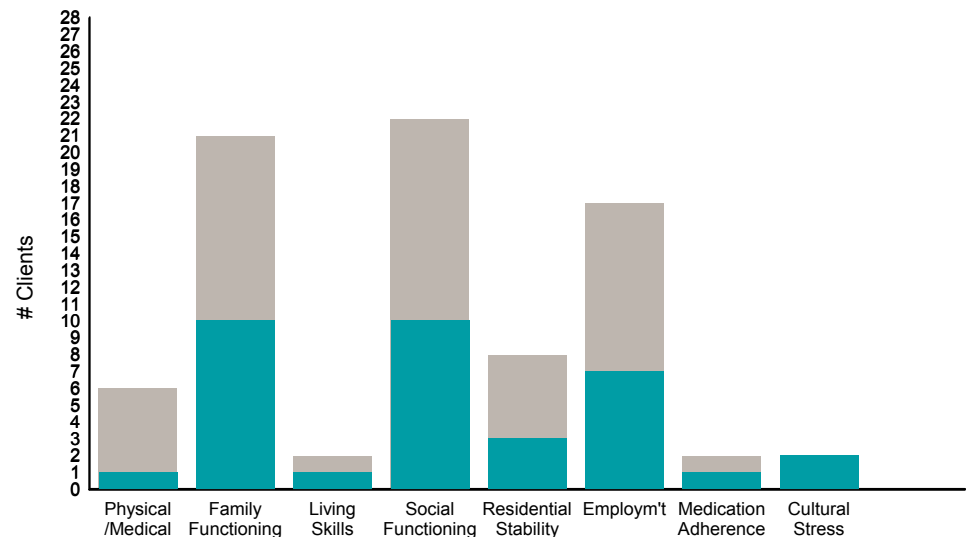
| Item | % improvement |
|------------------------|---------------|
| Psychosis | 50% (1/2) |
| Depression | 38% (6/16) |
| Anxiety | 25% (3/12) |
| Adjustment to Trauma | 25% (4/16) |
| Impulse Control | 50% (1/2) |
| Interpersonal Problems | 0% (0/1) |
| Substance Use | 33% (7/21) |

Strengths



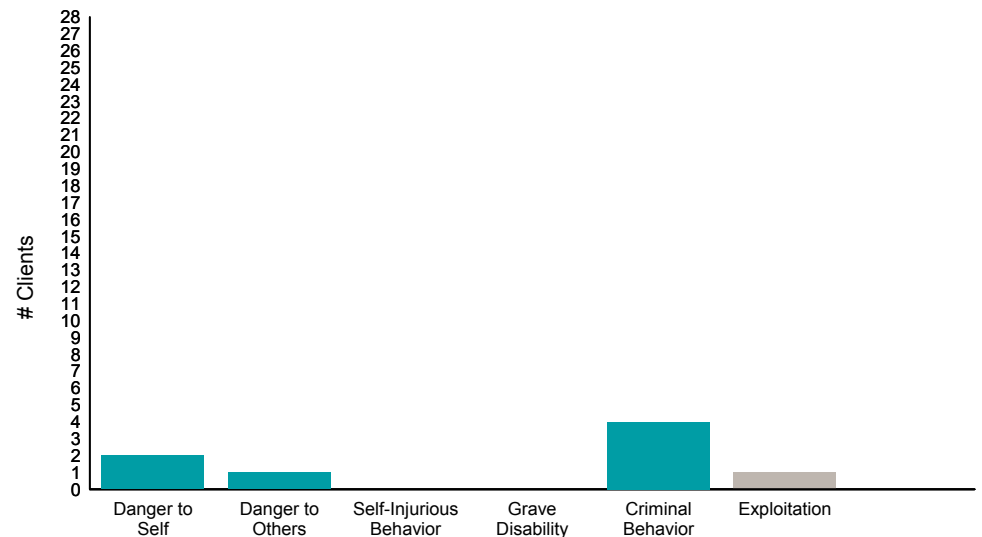
| Item | % improvement |
|----------------------|---------------|
| Optimism | 40% (4/10) |
| Community Connection | 6% (1/16) |
| Spiritual /Religious | 29% (4/14) |
| Recovery Involvement | 0% (0/0) |

Life Domain Functioning



| Item | % improvement |
|-----------------------|---------------|
| Physical /Medical | 17% (1/6) |
| Family Functioning | 48% (10/21) |
| Living Skills | 50% (1/2) |
| Social Functioning | 45% (10/22) |
| Residential Stability | 38% (3/8) |
| Employ'm't | 41% (7/17) |
| Medication Adherence | 50% (1/2) |
| Cultural Stress | 100% (2/2) |

Risk Behaviors



| Item | % improvement |
|-------------------------|---------------|
| Danger to Self | 100% (2/2) |
| Danger to Others | 100% (1/1) |
| Self-Injurious Behavior | 0% (0/0) |
| Grave Disability | 0% (0/0) |
| Criminal Behavior | 100% (4/4) |
| Exploitation | 0% (0/1) |

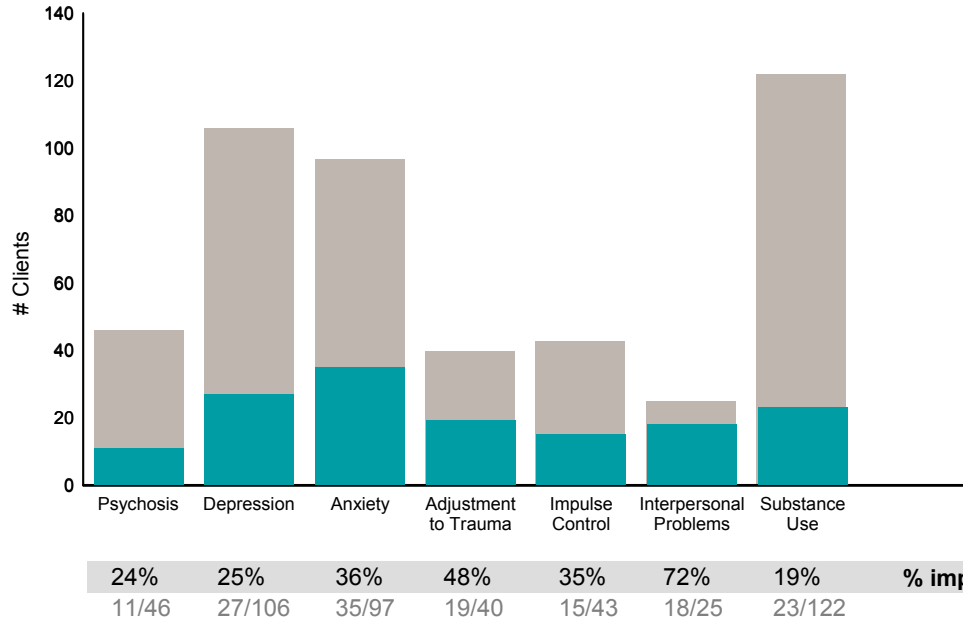
FY17-18 Q1-4 Objective A.2 ANSA Outcomes Item-Level Report
BAART Community Healthcare Sup (38J8OP)

Didn't Improve
 Improved

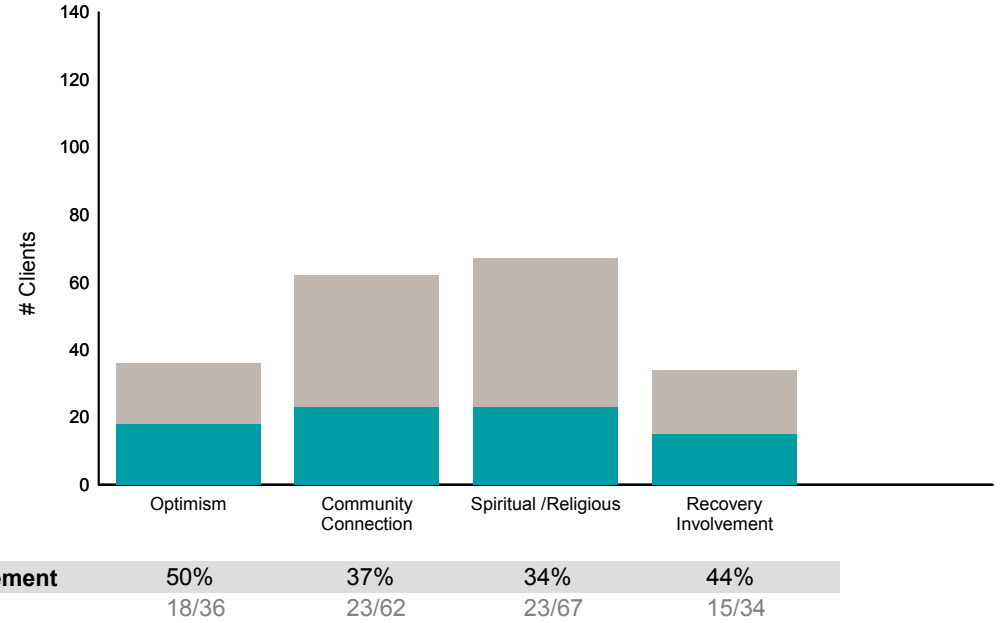
This report looks at current ANSAs to see how many clients improved on items rated 2 or 3 from the prior ANSA.

Num of episodes w/ min. 2 ANSAs: 138 Average days between ANSAs: 250.6 % clients improved on min. 30% of actionable items: **62% (= 74/119)**

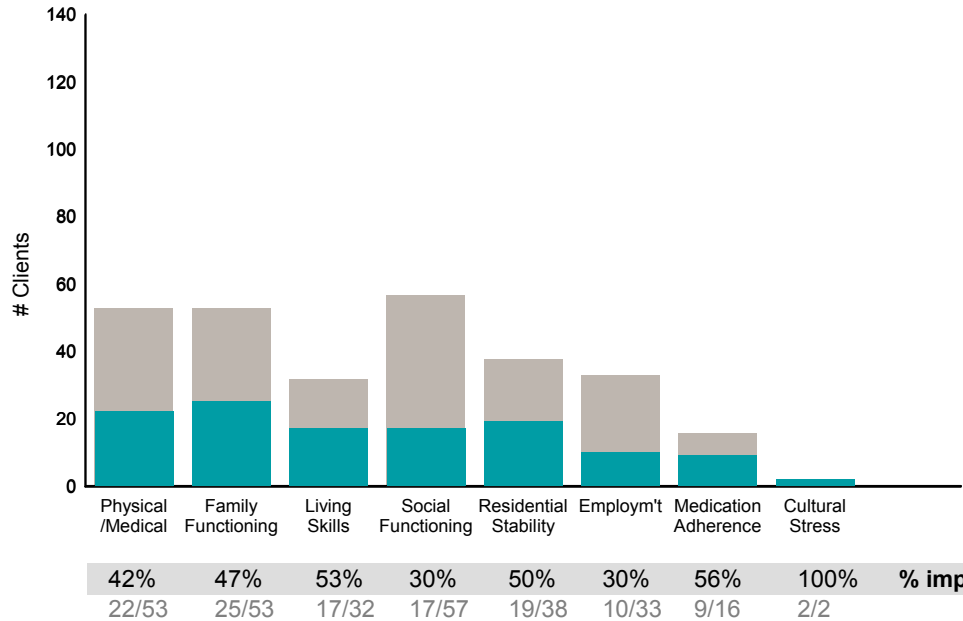
Behavioral Health Domain



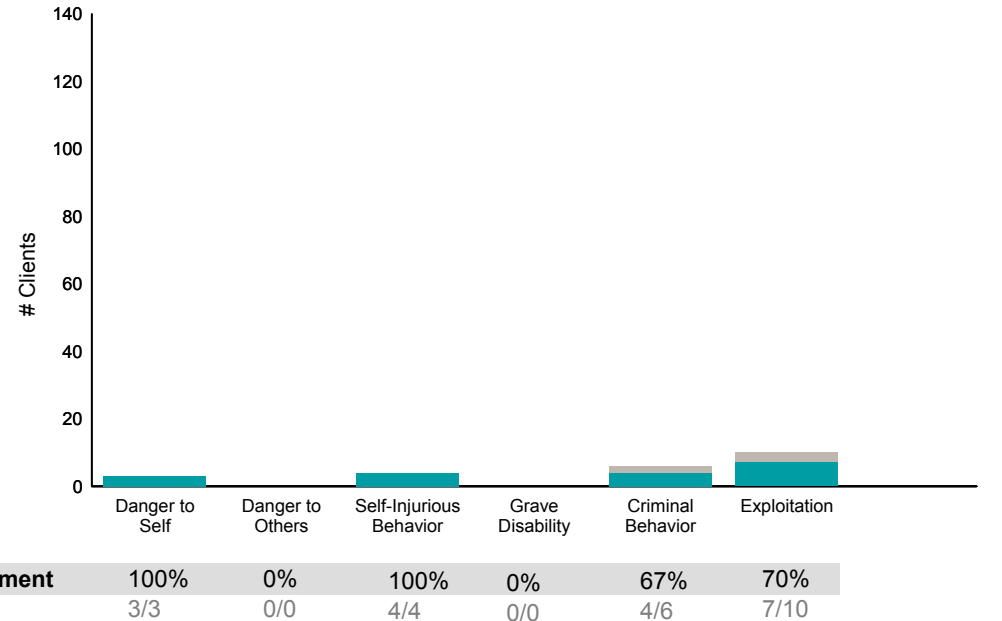
Strengths



Life Domain Functioning



Risk Behaviors



This report reflects data from 7/1/2017 - 6/30/2018

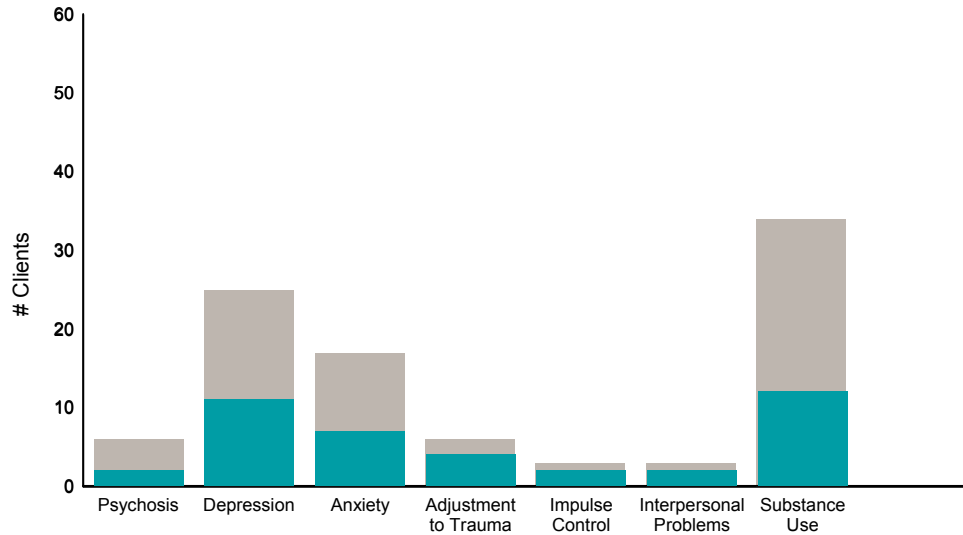
Baker Adult Independent LivingOP (8908OP)

■ Didn't Improve
■ Improved

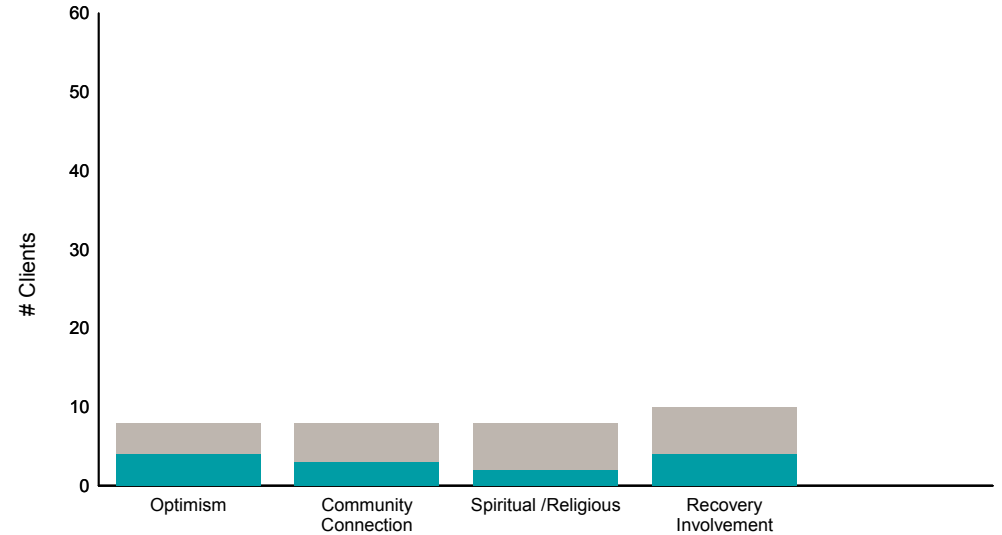
This report looks at current ANSAs to see how many clients improved on items rated 2 or 3 from the prior ANSA.

Num of episodes w/ min. 2 ANSAs: 51 Average days between ANSAs: 290.1 % clients improved on min. 30% of actionable items: **65% (= 33/51)**

Behavioral Health Domain

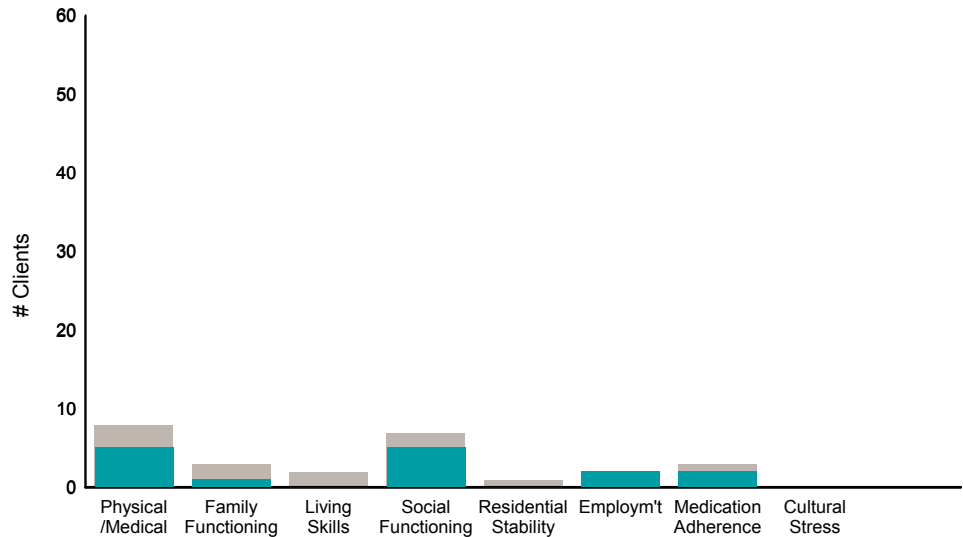


Strengths

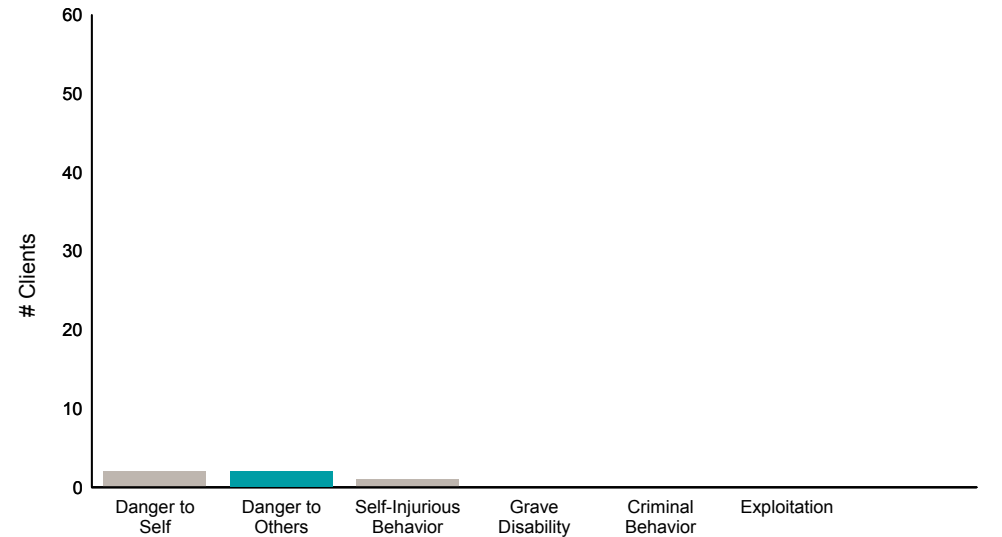


| Item | % improvement |
|------------------------|---------------|
| Psychosis | 33% (2/6) |
| Depression | 44% (11/25) |
| Anxiety | 41% (7/17) |
| Adjustment to Trauma | 67% (4/6) |
| Impulse Control | 67% (2/3) |
| Interpersonal Problems | 67% (2/3) |
| Substance Use | 35% (12/34) |
| Optimism | 50% (4/8) |
| Community Connection | 38% (3/8) |
| Spiritual /Religious | 25% (2/8) |
| Recovery Involvement | 40% (4/10) |

Life Domain Functioning



Risk Behaviors



| Item | % improvement |
|-------------------------|---------------|
| Physical /Medical | 63% (5/8) |
| Family Functioning | 33% (1/3) |
| Living Skills | 0% (0/2) |
| Social Functioning | 71% (5/7) |
| Residential Stability | 0% (0/1) |
| Employ'm't | 100% (2/2) |
| Medication Adherence | 67% (2/3) |
| Cultural Stress | 0% (0/0) |
| Danger to Self | 0% (0/2) |
| Danger to Others | 100% (2/2) |
| Self-Injurious Behavior | 0% (0/1) |
| Grave Disability | 0% (0/0) |
| Criminal Behavior | 0% (0/0) |
| Exploitation | 0% (0/0) |

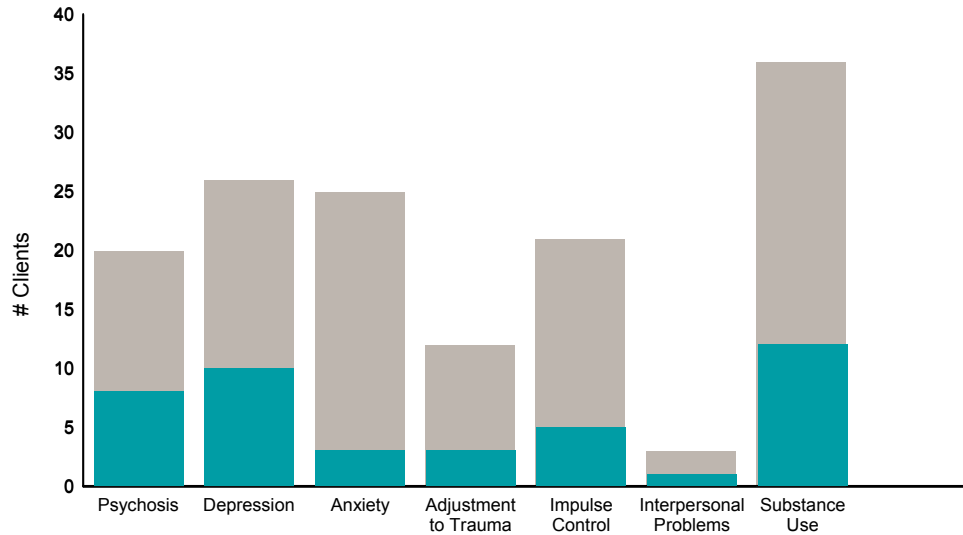
Baker Grove St Crisis Residence(89781)

■ Didn't Improve
■ Improved

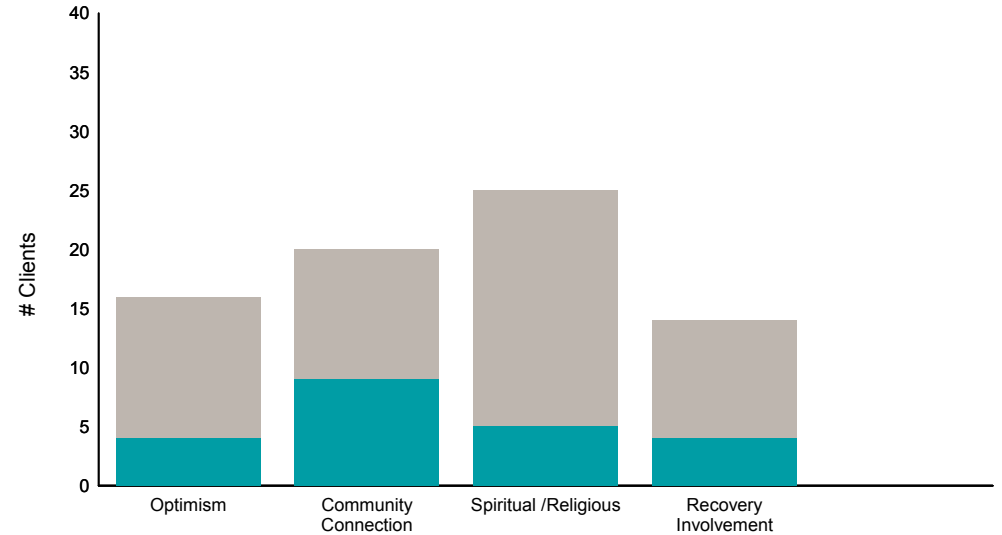
This report looks at current ANSAs to see how many clients improved on items rated 2 or 3 from the prior ANSA.

Num of episodes w/ min. 2 ANSAs: 37 Average days between ANSAs: 49.7 % clients improved on min. 30% of actionable items: **46% (= 17/37)**

Behavioral Health Domain

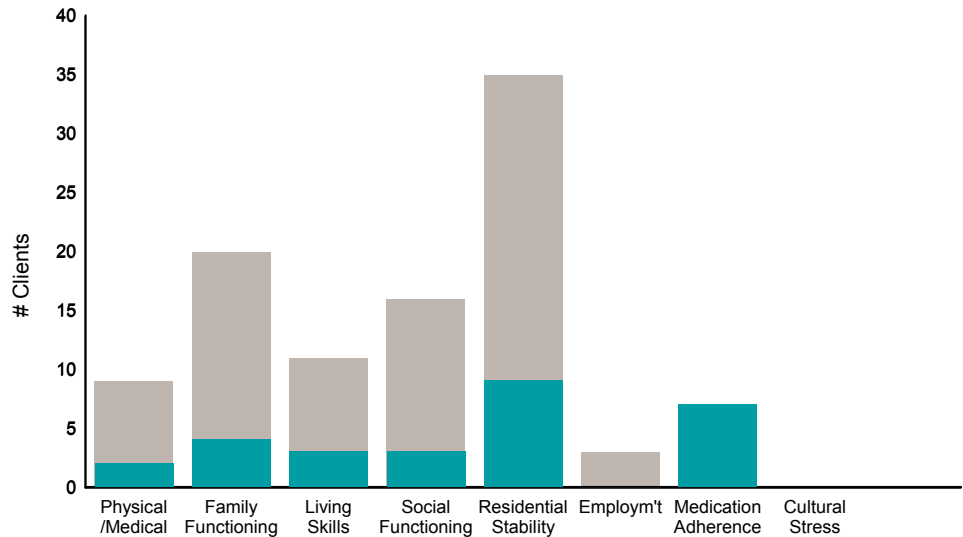


Strengths

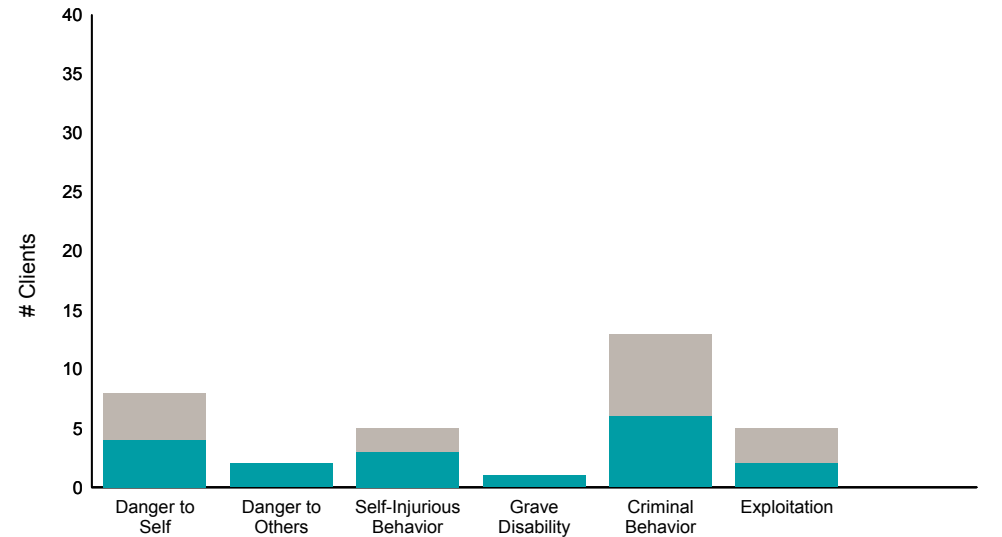


| Item | % improvement | Item | % improvement |
|------------------------|---------------|----------------------|---------------|
| Psychosis | 40% | Optimism | 25% |
| Depression | 38% | Community Connection | 45% |
| Anxiety | 12% | Spiritual /Religious | 20% |
| Adjustment to Trauma | 25% | Recovery Involvement | 29% |
| Impulse Control | 24% | | |
| Interpersonal Problems | 33% | | |
| Substance Use | 33% | | |

Life Domain Functioning



Risk Behaviors

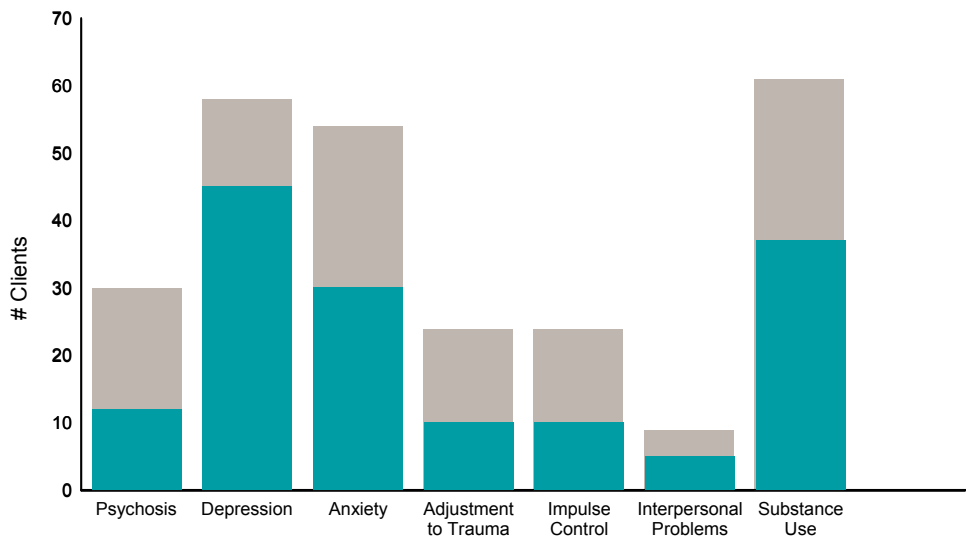


| Item | % improvement | Item | % improvement |
|-----------------------|---------------|-------------------------|---------------|
| Physical /Medical | 22% | Danger to Self | 50% |
| Family Functioning | 20% | Danger to Others | 100% |
| Living Skills | 27% | Self-Injurious Behavior | 60% |
| Social Functioning | 19% | Grave Disability | 100% |
| Residential Stability | 26% | Criminal Behavior | 46% |
| Employ'm't | 0% | Exploitation | 40% |
| Medication Adherence | 100% | | |
| Cultural Stress | 0% | | |

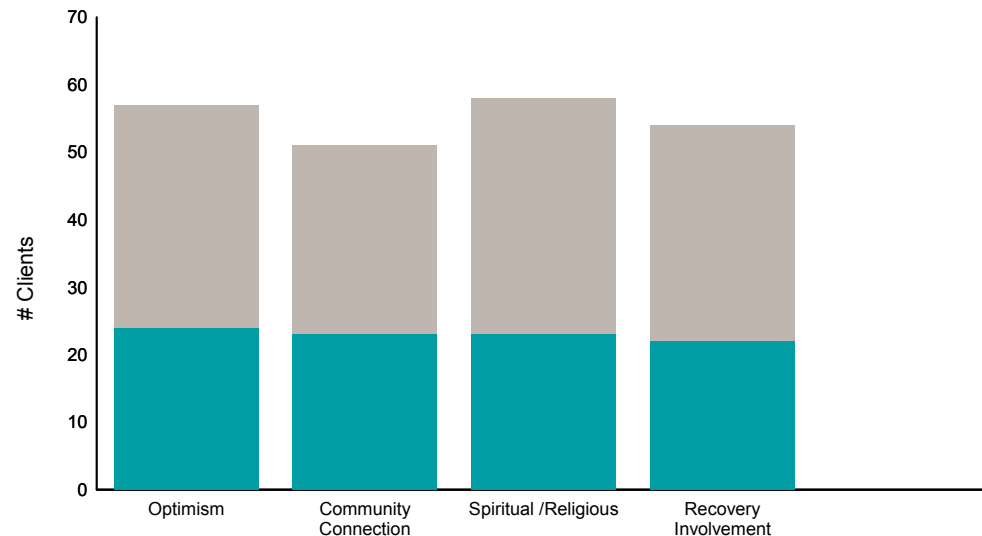
Didn't Improve
 Improved
 This report looks at current ANSAs to see how many clients improved on items rated 2 or 3 from the prior ANSA.

Num of episodes w/ min. 2 ANSAs: 63 Average days between ANSAs: 59.6 % clients improved on min. 30% of actionable items: **70% (= 44/63)**

Behavioral Health Domain

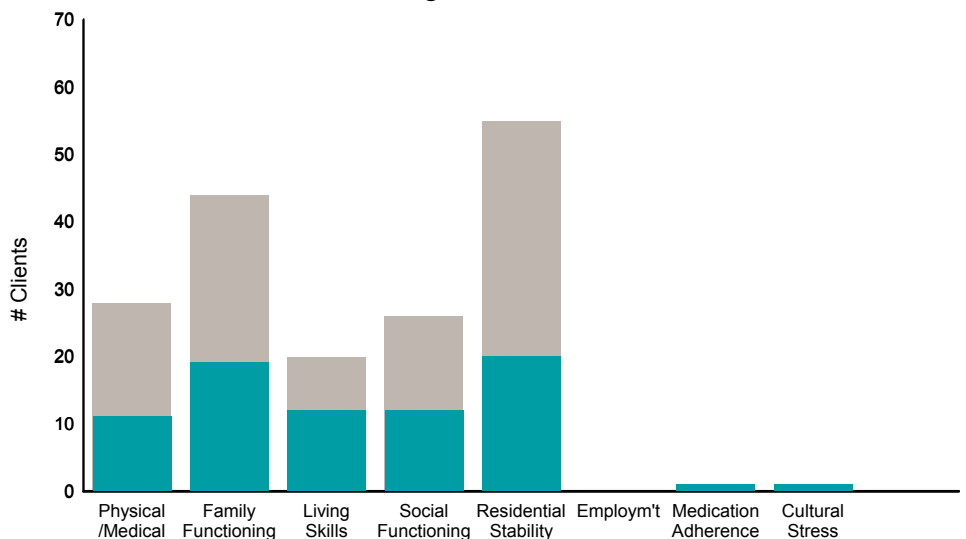


Strengths

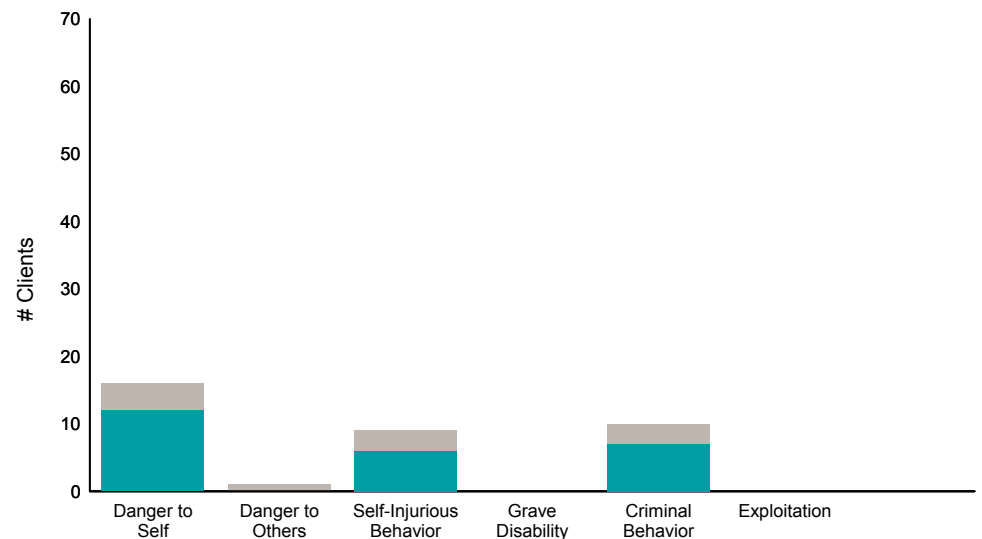


| Item | % improvement |
|------------------------|---------------|
| Psychosis | 40% (12/30) |
| Depression | 78% (45/58) |
| Anxiety | 56% (30/54) |
| Adjustment to Trauma | 42% (10/24) |
| Impulse Control | 42% (10/24) |
| Interpersonal Problems | 56% (5/9) |
| Substance Use | 61% (37/61) |
| Optimism | 42% (24/57) |
| Community Connection | 45% (23/51) |
| Spiritual /Religious | 40% (23/58) |
| Recovery Involvement | 41% (22/54) |

Life Domain Functioning



Risk Behaviors

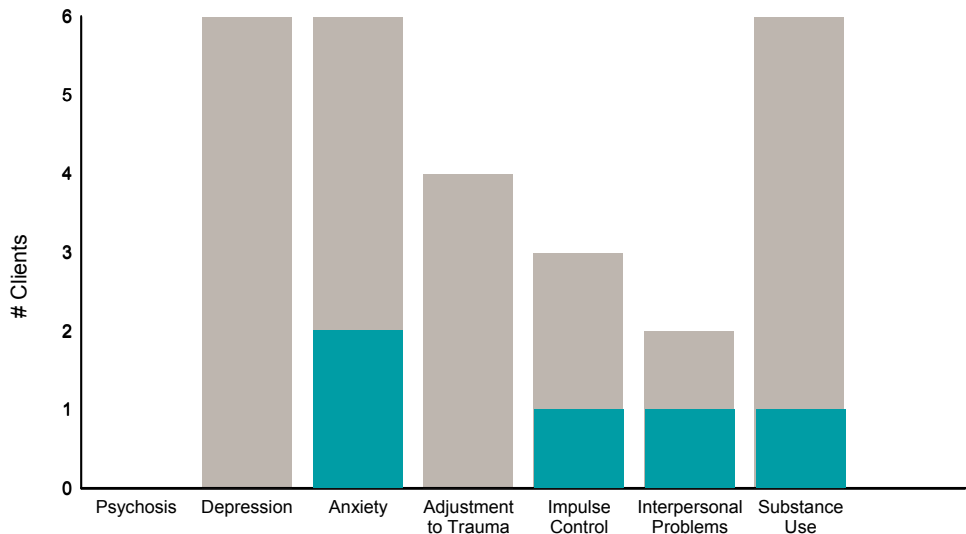


| Item | % improvement |
|-------------------------|---------------|
| Physical /Medical | 39% (11/28) |
| Family Functioning | 43% (19/44) |
| Living Skills | 60% (12/20) |
| Social Functioning | 46% (12/26) |
| Residential Stability | 36% (20/55) |
| Employ'm't | 0% (0/0) |
| Medication Adherence | 100% (1/1) |
| Cultural Stress | 100% (1/1) |
| Danger to Self | 75% (12/16) |
| Danger to Others | 0% (0/1) |
| Self-Injurious Behavior | 67% (6/9) |
| Grave Disability | 0% (0/0) |
| Criminal Behavior | 70% (7/10) |
| Exploitation | 0% (0/0) |

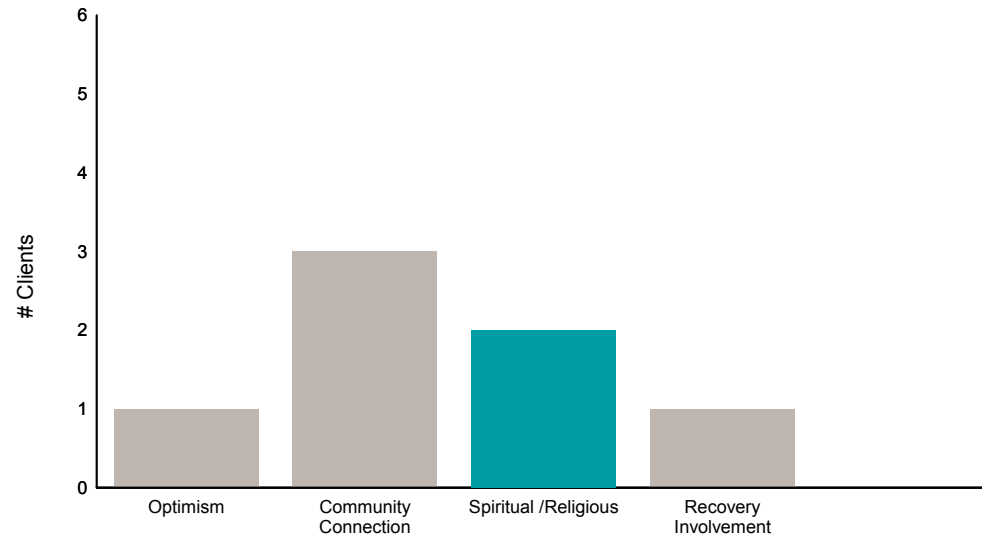
Didn't Improve
 Improved
 This report looks at current ANSAs to see how many clients improved on items rated 2 or 3 from the prior ANSA.

Num of episodes w/ min. 2 ANSAs: **6** Average days between ANSAs: **59.5** % clients improved on min. 30% of actionable items: **50% (= 3/6)**

Behavioral Health Domain

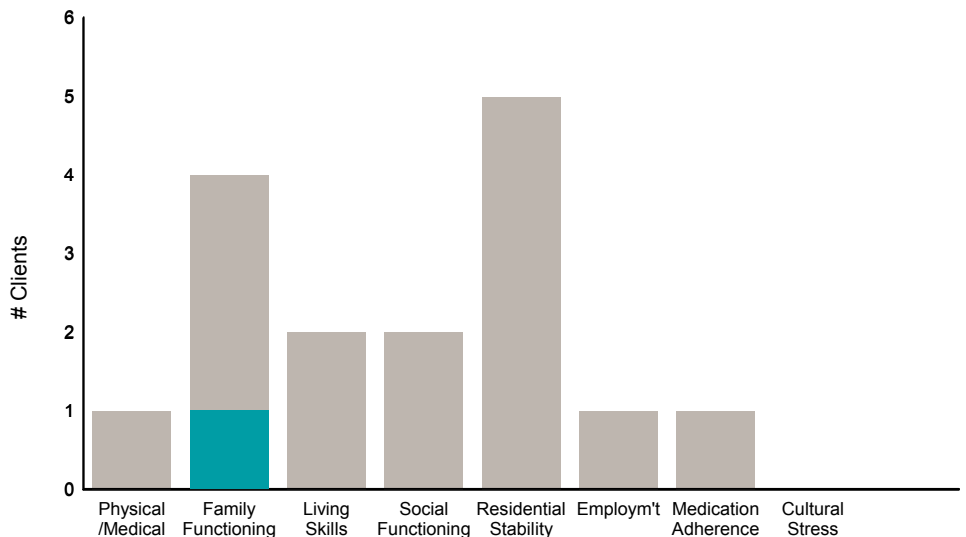


Strengths

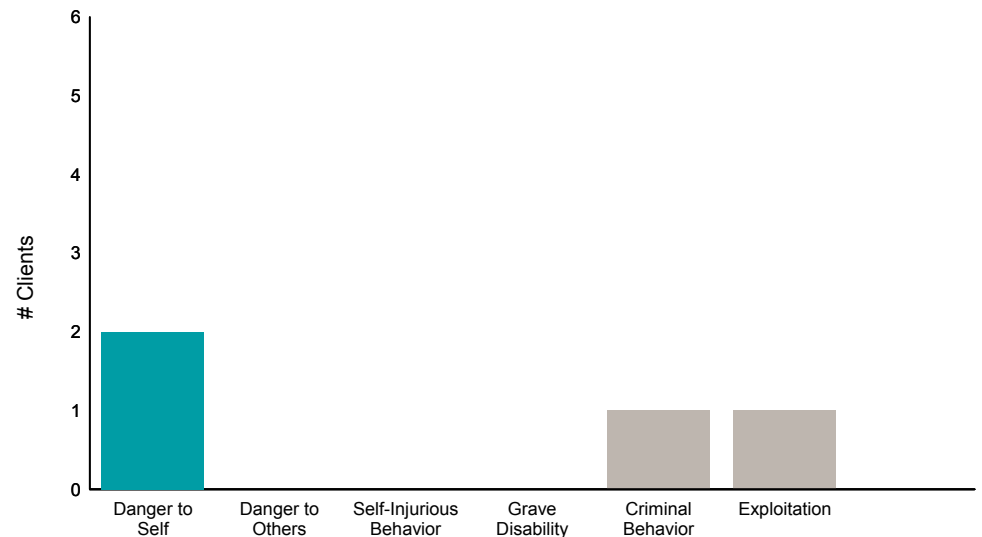


| Item | Improved | Didn't Improve | % improvement |
|------------------------|----------|----------------|---------------|
| Psychosis | 0/0 | 0/0 | 0% |
| Depression | 0/6 | 6/6 | 0% |
| Anxiety | 2/6 | 4/6 | 33% |
| Adjustment to Trauma | 0/4 | 4/4 | 0% |
| Impulse Control | 1/3 | 2/3 | 33% |
| Interpersonal Problems | 1/2 | 1/2 | 50% |
| Substance Use | 1/6 | 5/6 | 17% |

Life Domain Functioning



Risk Behaviors



| Item | Improved | Didn't Improve | % improvement |
|-----------------------|----------|----------------|---------------|
| Physical /Medical | 0/1 | 1/1 | 0% |
| Family Functioning | 1/4 | 3/4 | 25% |
| Living Skills | 0/2 | 2/2 | 0% |
| Social Functioning | 0/2 | 2/2 | 0% |
| Residential Stability | 0/5 | 5/5 | 0% |
| Employ'm't | 0/1 | 1/1 | 0% |
| Medication Adherence | 0/1 | 1/1 | 0% |
| Cultural Stress | 0/0 | 0/0 | 0% |

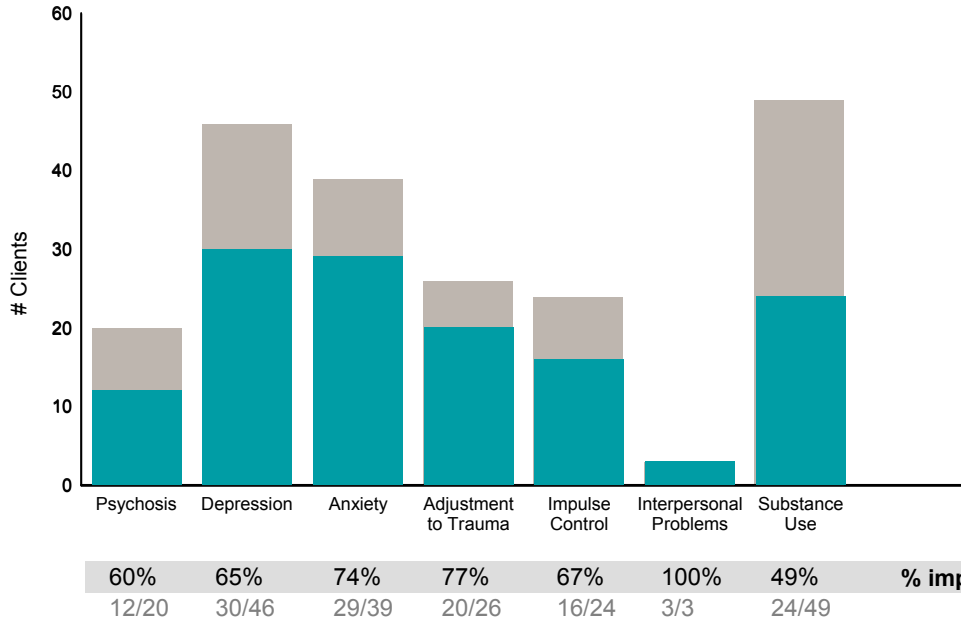
Baker San Jose Place Residence (38BS1)

■ Didn't Improve
■ Improved

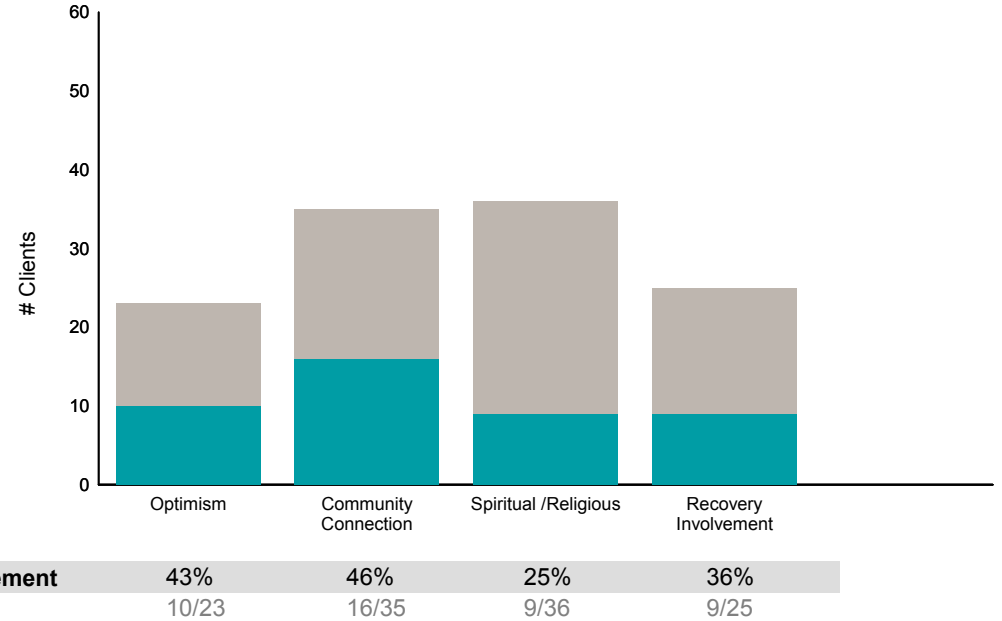
This report looks at current ANSAs to see how many clients improved on items rated 2 or 3 from the prior ANSA.

Num of episodes w/ min. 2 ANSAs: 53 Average days between ANSAs: 51.5 % clients improved on min. 30% of actionable items: **74% (= 39/53)**

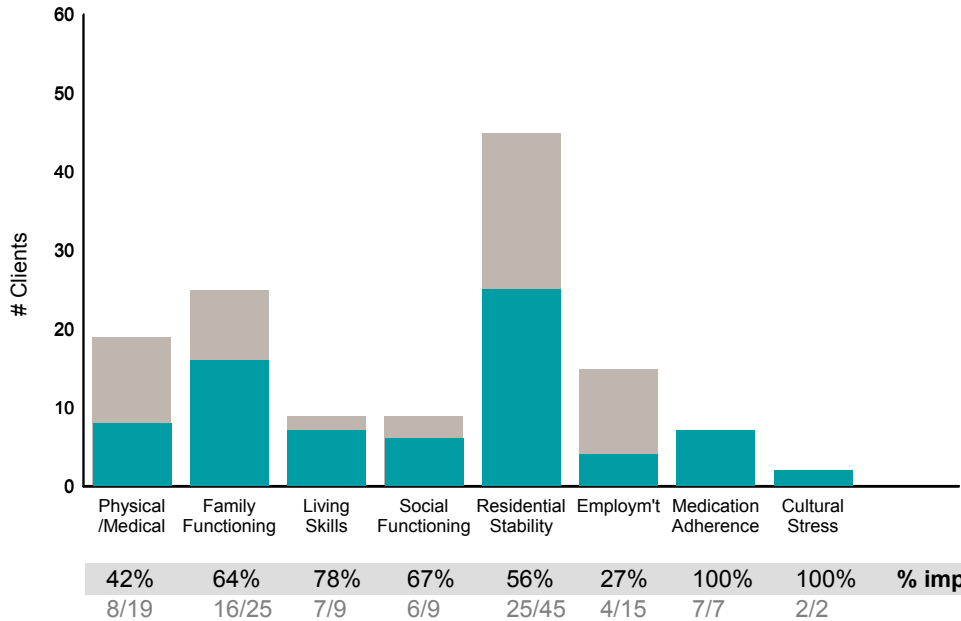
Behavioral Health Domain



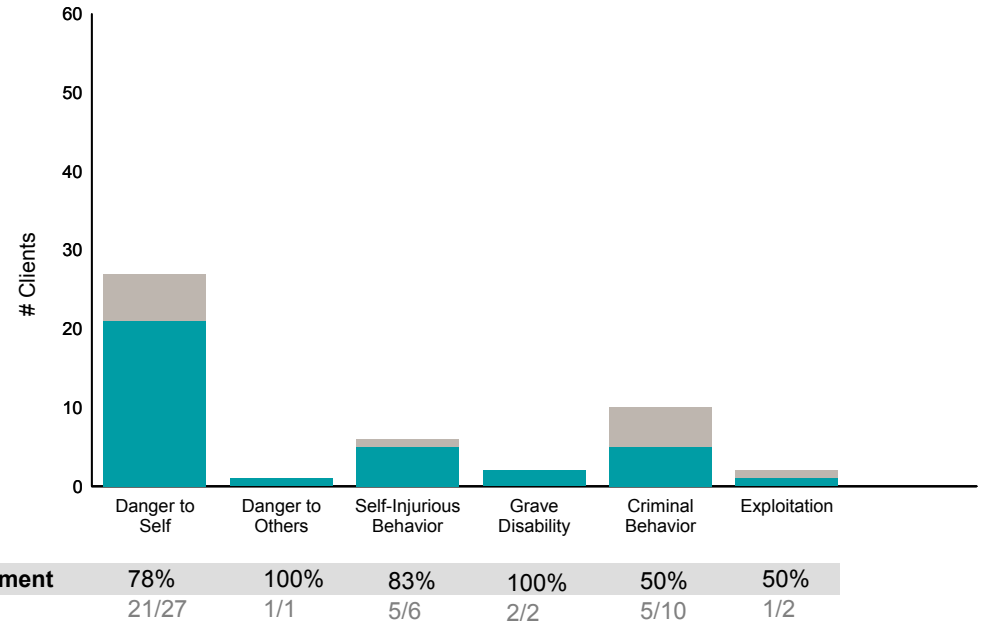
Strengths



Life Domain Functioning



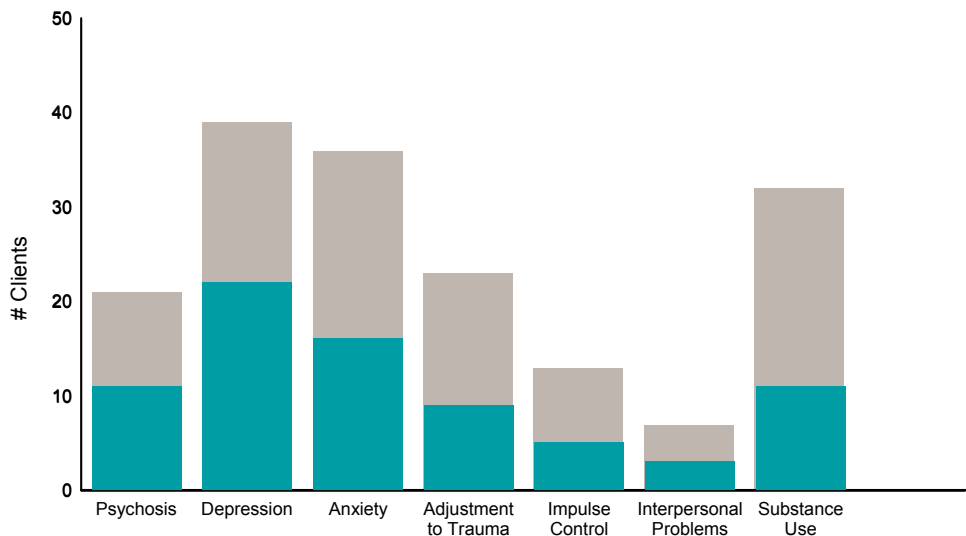
Risk Behaviors



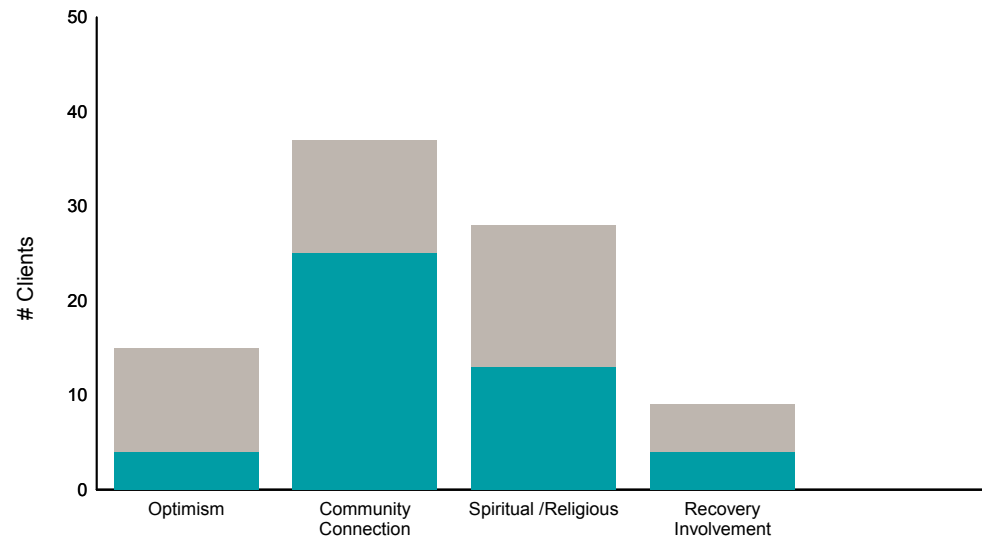
Didn't Improve
 Improved
 This report looks at current ANSAs to see how many clients improved on items rated 2 or 3 from the prior ANSA.

Num of episodes w/ min. 2 ANSAs: **49** Average days between ANSAs: **87.6** % clients improved on min. 30% of actionable items: **69% (= 34/49)**

Behavioral Health Domain

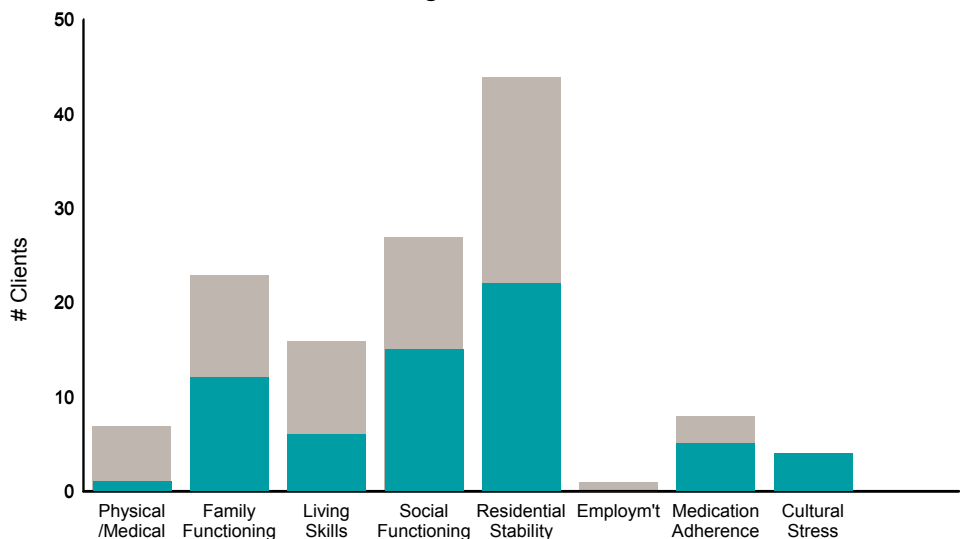


Strengths

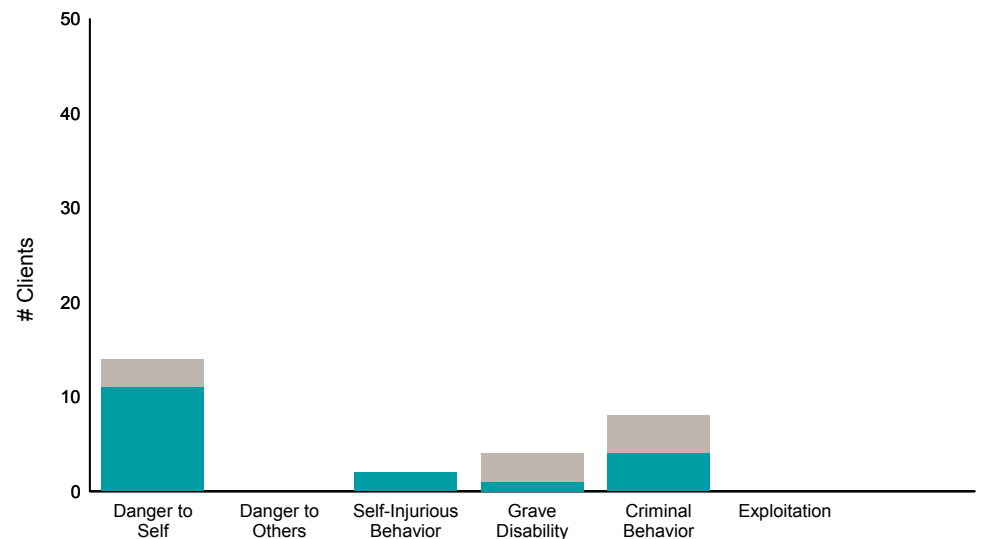


| Item | % improvement | Count |
|------------------------|---------------|-------|
| Psychosis | 52% | 11/21 |
| Depression | 56% | 22/39 |
| Anxiety | 44% | 16/36 |
| Adjustment to Trauma | 39% | 9/23 |
| Impulse Control | 38% | 5/13 |
| Interpersonal Problems | 43% | 3/7 |
| Substance Use | 34% | 11/32 |
| Optimism | 27% | 4/15 |
| Community Connection | 68% | 25/37 |
| Spiritual /Religious | 46% | 13/28 |
| Recovery Involvement | 44% | 4/9 |

Life Domain Functioning



Risk Behaviors



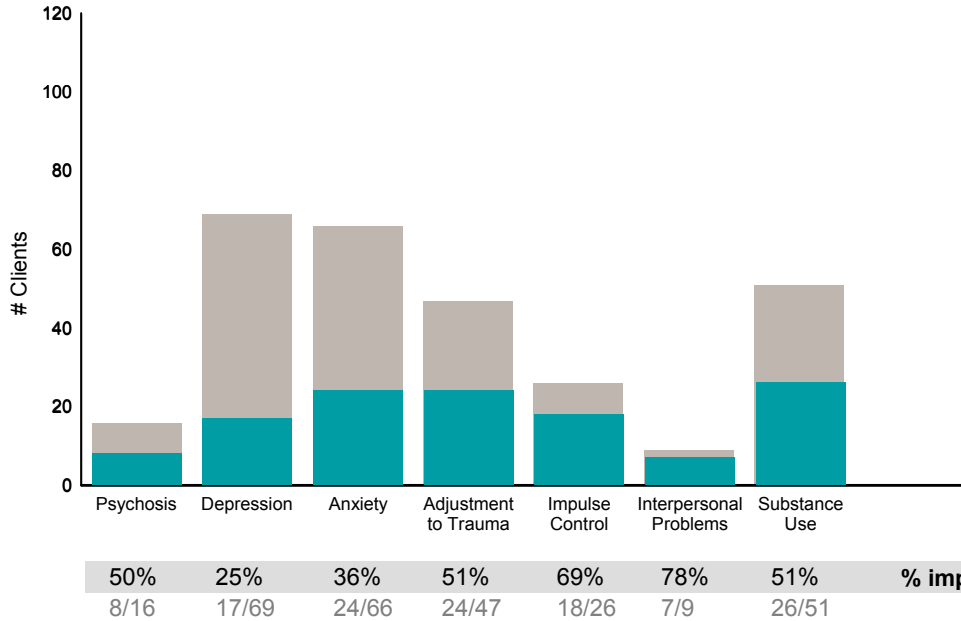
| Item | % improvement | Count |
|-------------------------|---------------|-------|
| Physical /Medical | 14% | 1/7 |
| Family Functioning | 52% | 12/23 |
| Living Skills | 38% | 6/16 |
| Social Functioning | 56% | 15/27 |
| Residential Stability | 50% | 22/44 |
| Employ'm't | 0% | 0/1 |
| Medication Adherence | 63% | 5/8 |
| Cultural Stress | 100% | 4/4 |
| Danger to Self | 79% | 11/14 |
| Danger to Others | 0% | 0/0 |
| Self-Injurious Behavior | 100% | 2/2 |
| Grave Disability | 25% | 1/4 |
| Criminal Behavior | 50% | 4/8 |
| Exploitation | 0% | 0/0 |

Didn't Improve
 Improved

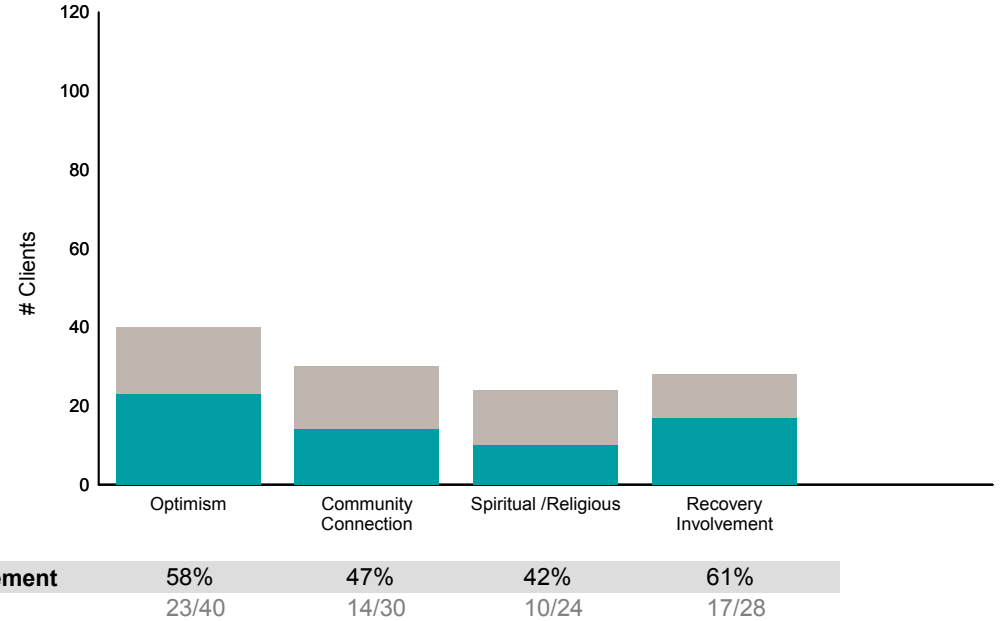
This report looks at current ANSAs to see how many clients improved on items rated 2 or 3 from the prior ANSA.

Num of episodes w/ min. 2 ANSAs: 102 Average days between ANSAs: 401.6 % clients improved on min. 30% of actionable items: **61% (= 57/93)**

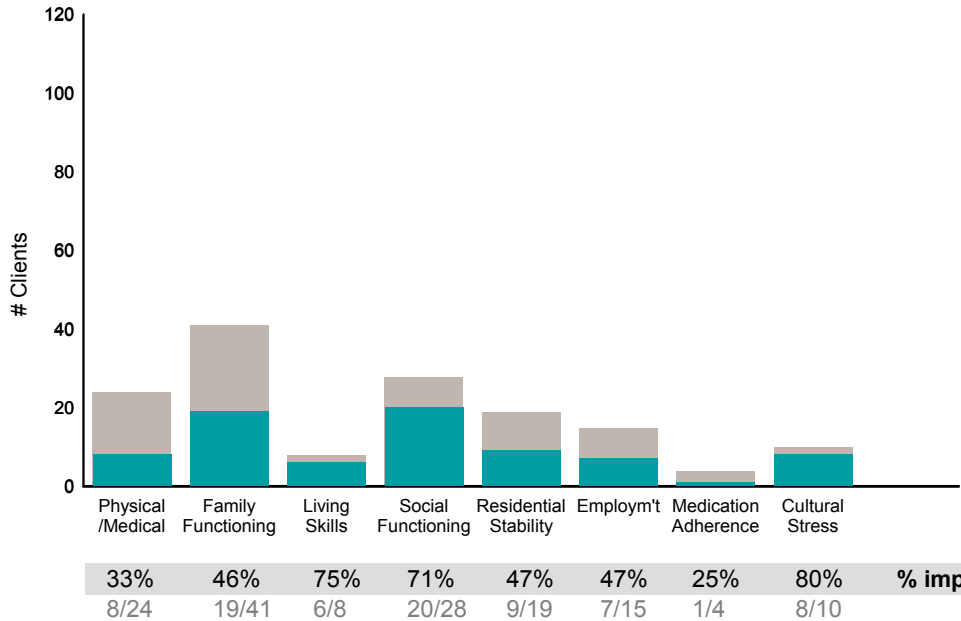
Behavioral Health Domain



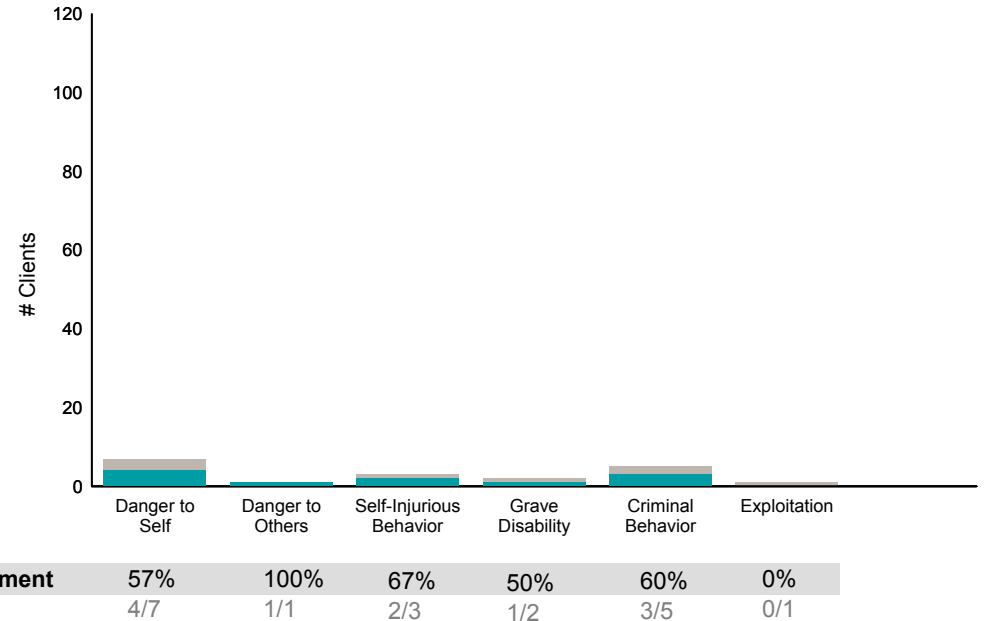
Strengths



Life Domain Functioning



Risk Behaviors

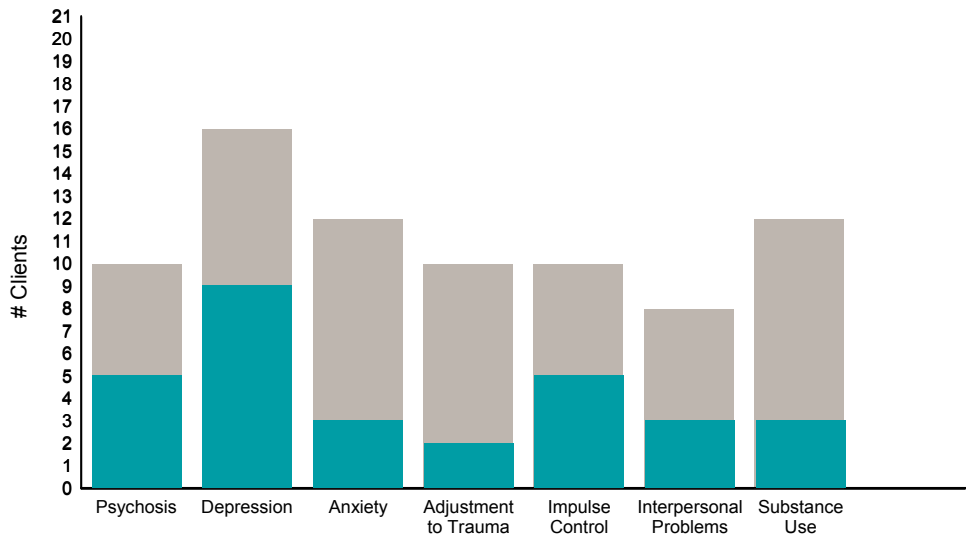


Carroll House Resid Geriatric (38541)

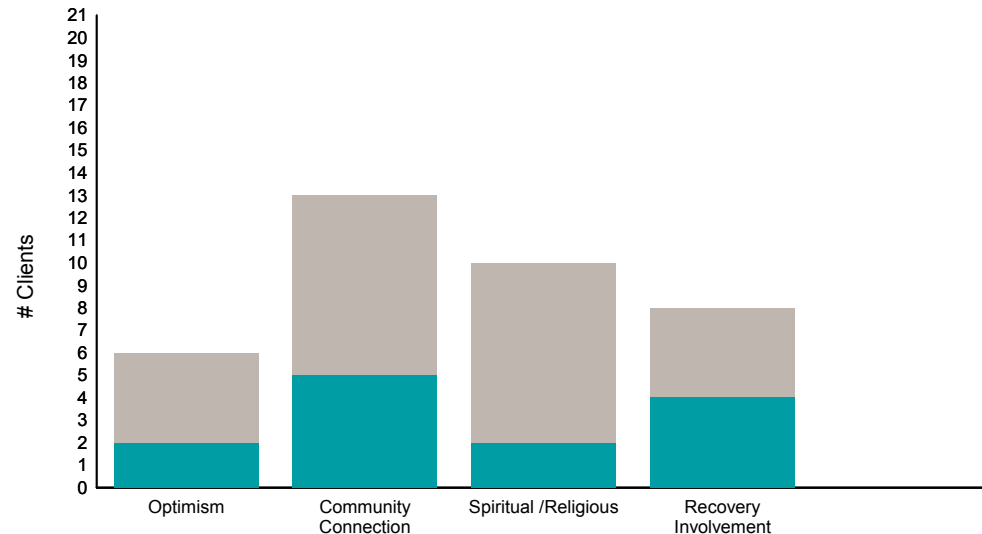
Didn't Improve
 Improved
 This report looks at current ANSAs to see how many clients improved on items rated 2 or 3 from the prior ANSA.

Num of episodes w/ min. 2 ANSAs: **21** Average days between ANSAs: **76.4** % clients improved on min. 30% of actionable items: **62% (= 13/21)**

Behavioral Health Domain

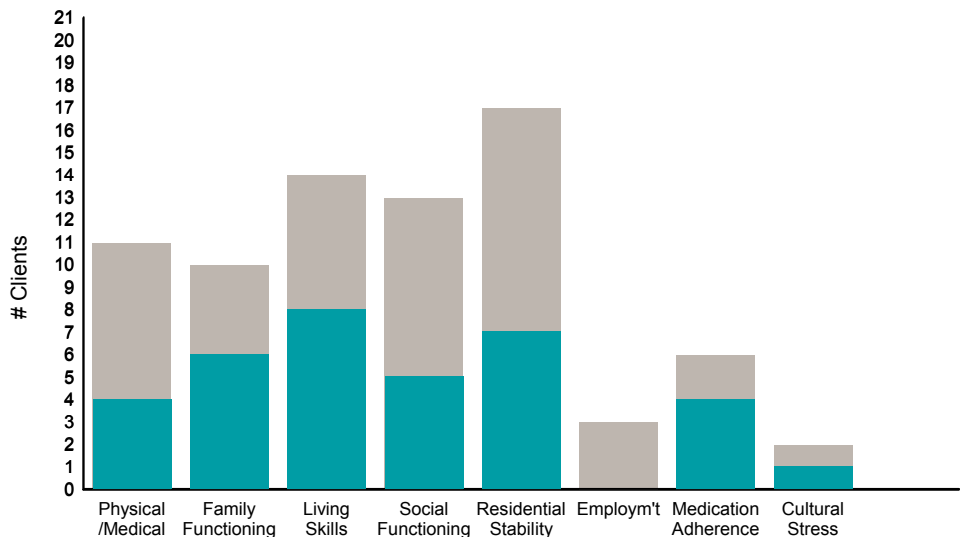


Strengths

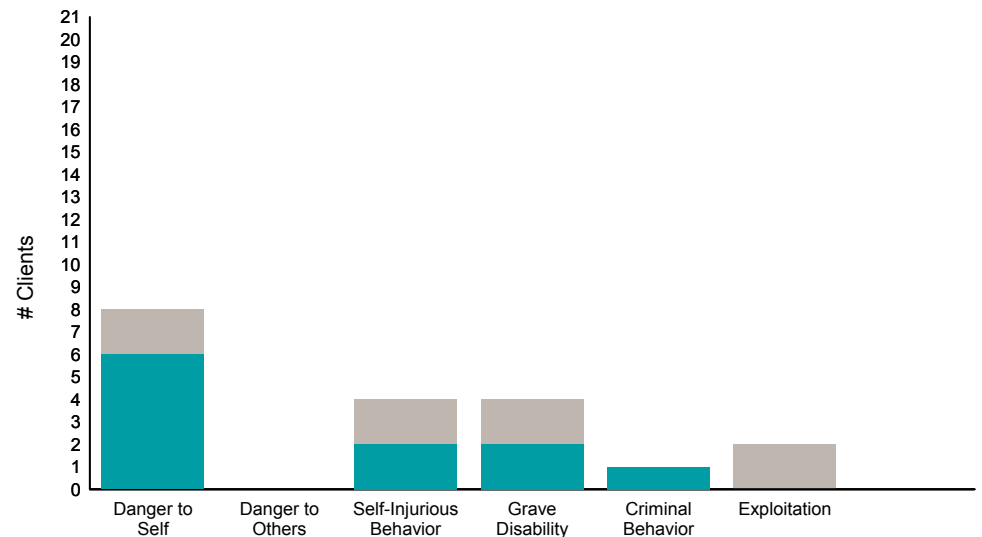


| Item | % improvement |
|------------------------|---------------|
| Psychosis | 50% (5/10) |
| Depression | 56% (9/16) |
| Anxiety | 25% (3/12) |
| Adjustment to Trauma | 20% (2/10) |
| Impulse Control | 50% (5/10) |
| Interpersonal Problems | 38% (3/8) |
| Substance Use | 25% (3/12) |
| Optimism | 33% (2/6) |
| Community Connection | 38% (5/13) |
| Spiritual /Religious | 20% (2/10) |
| Recovery Involvement | 50% (4/8) |

Life Domain Functioning



Risk Behaviors



| Item | % improvement |
|-------------------------|---------------|
| Physical /Medical | 36% (4/11) |
| Family Functioning | 60% (6/10) |
| Living Skills | 57% (8/14) |
| Social Functioning | 38% (5/13) |
| Residential Stability | 41% (7/17) |
| Employ'm't | 0% (0/3) |
| Medication Adherence | 67% (4/6) |
| Cultural Stress | 50% (1/2) |
| Danger to Self | 75% (6/8) |
| Danger to Others | 0% (0/0) |
| Self-Injurious Behavior | 50% (2/4) |
| Grave Disability | 50% (2/4) |
| Criminal Behavior | 100% (1/1) |
| Exploitation | 0% (0/2) |

Didn't Improve
 Improved

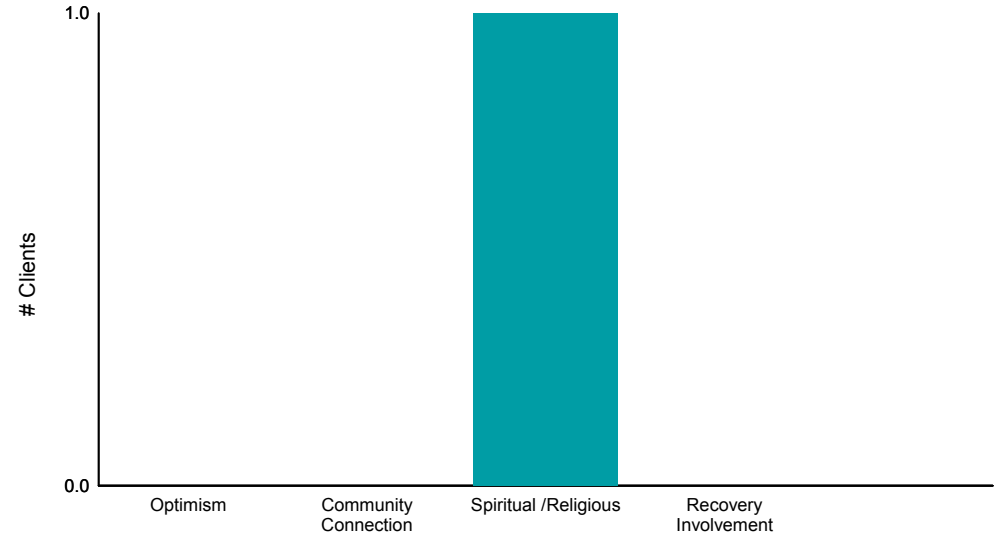
This report looks at current ANSAs to see how many clients improved on items rated 2 or 3 from the prior ANSA.

Num of episodes w/ min. 2 ANSAs: 1 Average days between ANSAs: 1,037.0 % clients improved on min. 30% of actionable items: **100% (= 1/1)**

Behavioral Health Domain

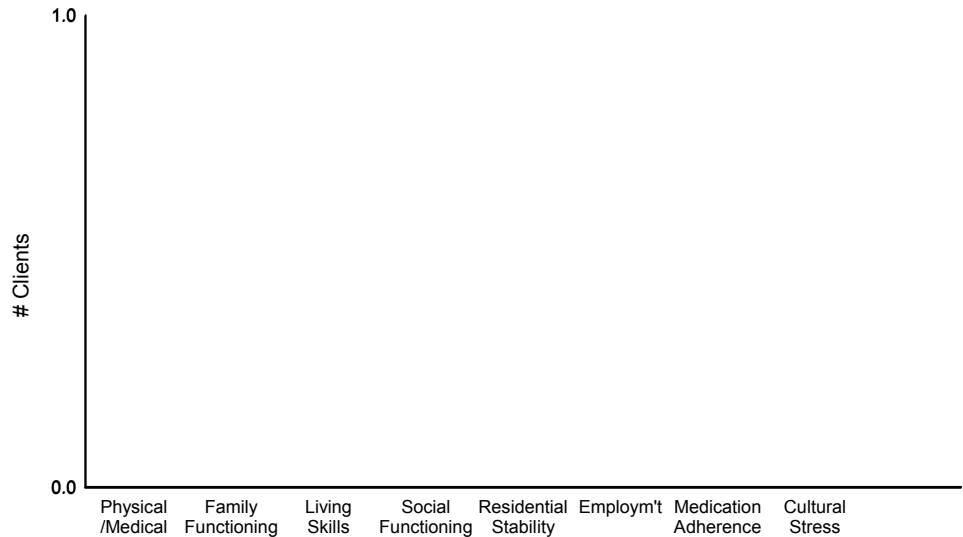


Strengths



| Item | % improvement |
|------------------------|-----------------|
| Psychosis | 0% (0/0) |
| Depression | 0% (0/1) |
| Anxiety | 0% (0/0) |
| Adjustment to Trauma | 0% (0/0) |
| Impulse Control | 0% (0/0) |
| Interpersonal Problems | 0% (0/0) |
| Substance Use | 0% (0/0) |
| % improvement | 0% (0/0) |
| Optimism | 0% (0/0) |
| Community Connection | 0% (0/0) |
| Spiritual /Religious | 100% (1/1) |
| Recovery Involvement | 0% (0/0) |

Life Domain Functioning



Risk Behaviors



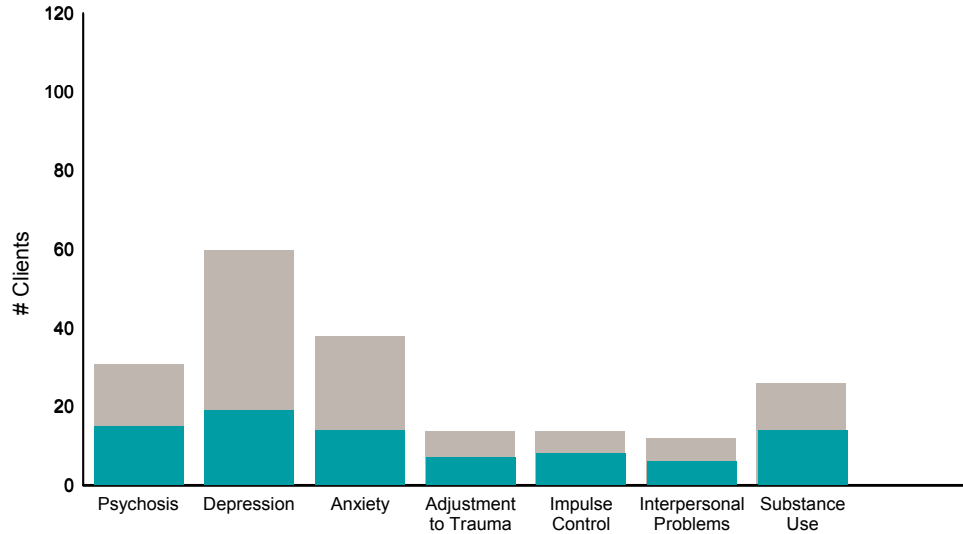
| Item | % improvement |
|-------------------------|-----------------|
| Physical /Medical | 0% (0/0) |
| Family Functioning | 0% (0/0) |
| Living Skills | 0% (0/0) |
| Social Functioning | 0% (0/0) |
| Residential Stability | 0% (0/0) |
| Employm't | 0% (0/0) |
| Medication Adherence | 0% (0/0) |
| Cultural Stress | 0% (0/0) |
| % improvement | 0% (0/0) |
| Danger to Self | 0% (0/0) |
| Danger to Others | 0% (0/0) |
| Self-Injurious Behavior | 0% (0/0) |
| Grave Disability | 0% (0/0) |
| Criminal Behavior | 0% (0/0) |
| Exploitation | 0% (0/0) |

Didn't Improve
Improved

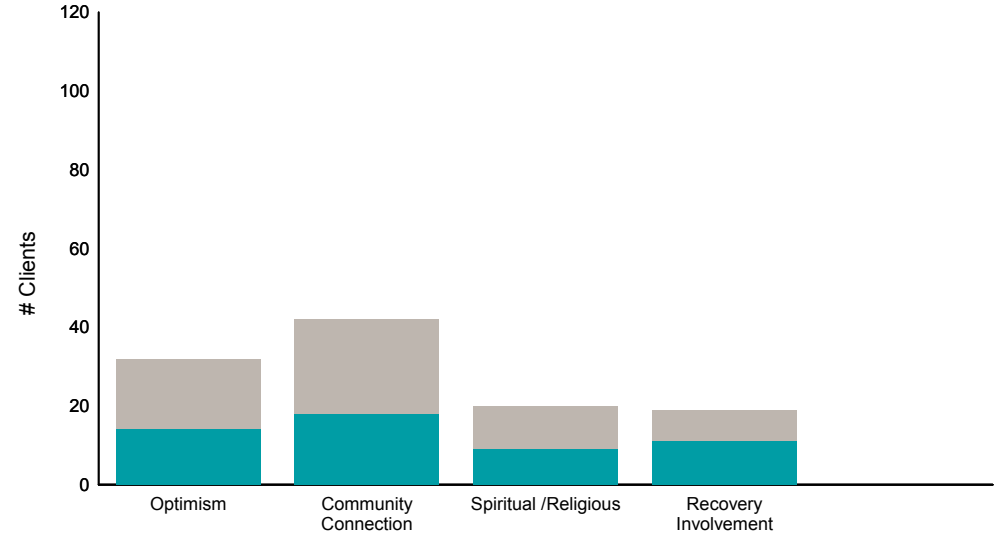
This report looks at current ANSAs to see how many clients improved on items rated 2 or 3 from the prior ANSA.

Num of episodes w/ min. 2 ANSAs: 110 Average days between ANSAs: 338.0 % clients improved on min. 30% of actionable items: **59% (= 59/100)**

Behavioral Health Domain

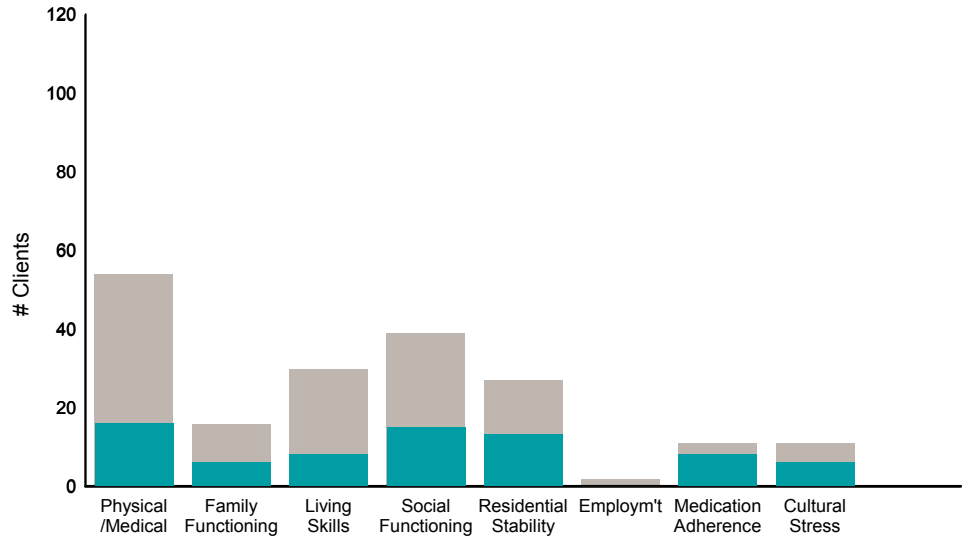


Strengths

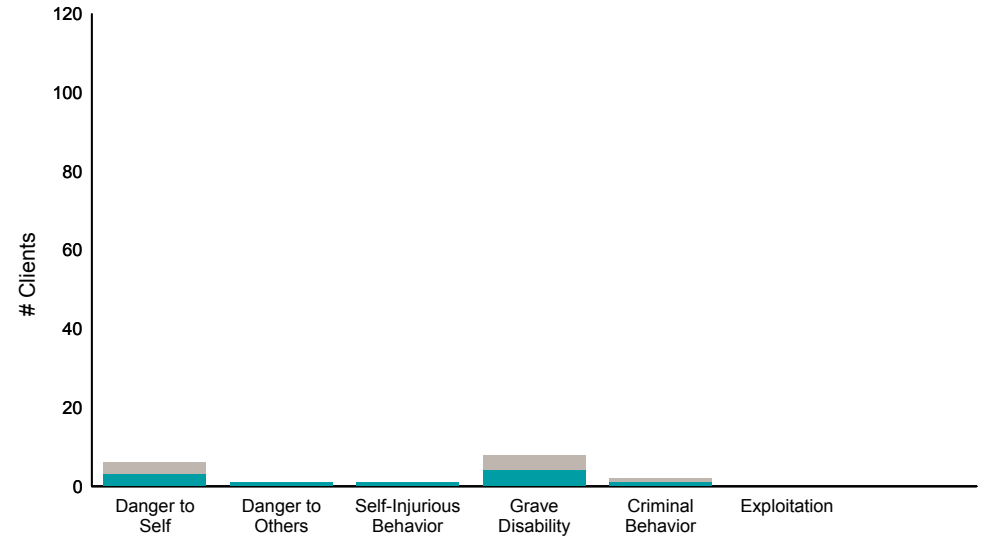


| Behavioral Health Domain | Strengths | % improvement |
|--------------------------|--------------|---------------|
| 48% 15/31 | 44% 14/32 | |
| 32% 19/60 | 43% 18/42 | |
| 37% 14/38 | 45% 9/20 | |
| 50% 7/14 | 58% 11/19 | |
| 57% 8/14 | | |
| 50% 6/12 | | |
| 54% 14/26 | | |

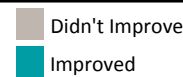
Life Domain Functioning



Risk Behaviors



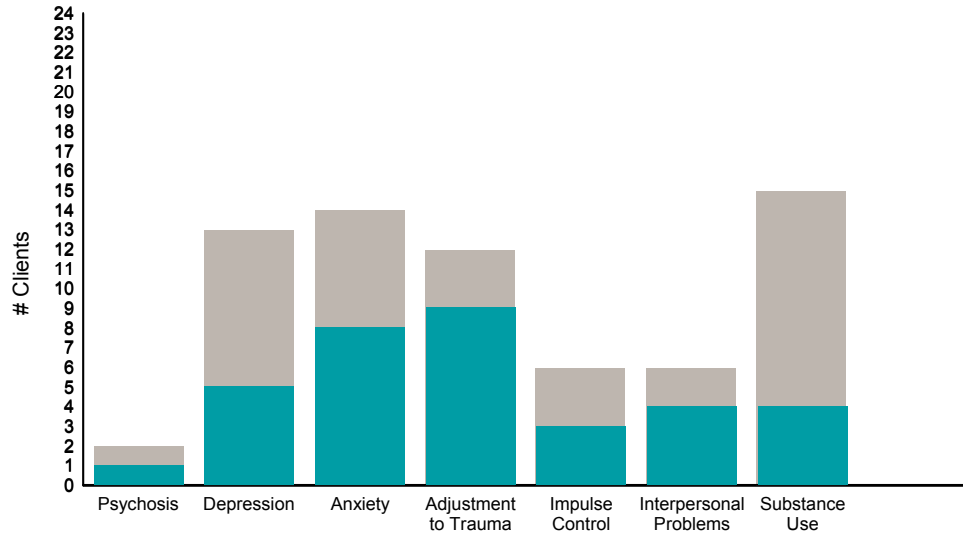
| Life Domain Functioning | Risk Behaviors | % improvement |
|-------------------------|----------------|---------------|
| 30% 16/54 | 50% 3/6 | |
| 38% 6/16 | 100% 1/1 | |
| 27% 8/30 | 100% 1/1 | |
| 38% 15/39 | 50% 4/8 | |
| 48% 13/27 | 50% 1/2 | |
| 0% 0/2 | 0% 0/0 | |
| 73% 8/11 | | |
| 55% 6/11 | | |



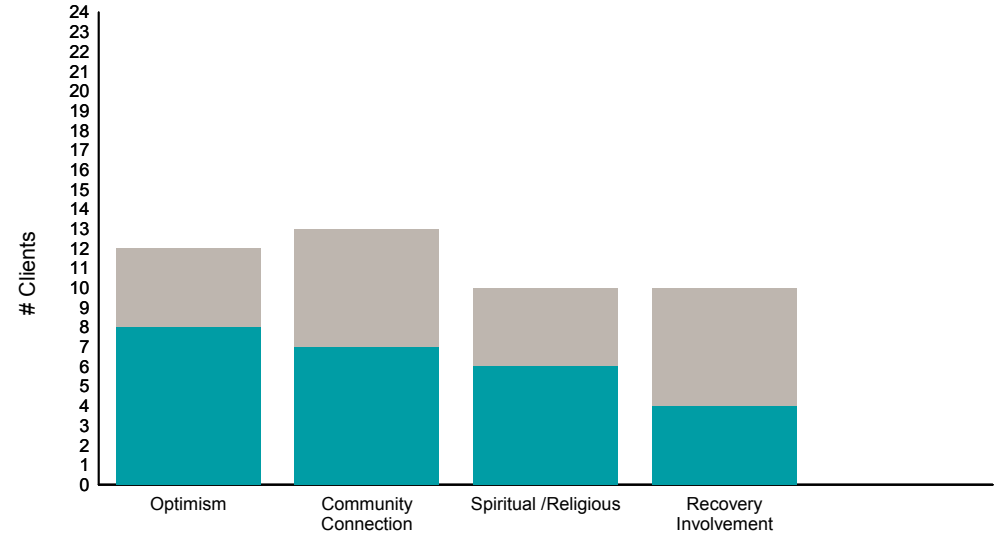
This report looks at current ANSAs to see how many clients improved on items rated 2 or 3 from the prior ANSA.

Num of episodes w/ min. 2 ANSAs: 24 Average days between ANSAs: 314.5 % clients improved on min. 30% of actionable items: **67% (= 16/24)**

Behavioral Health Domain

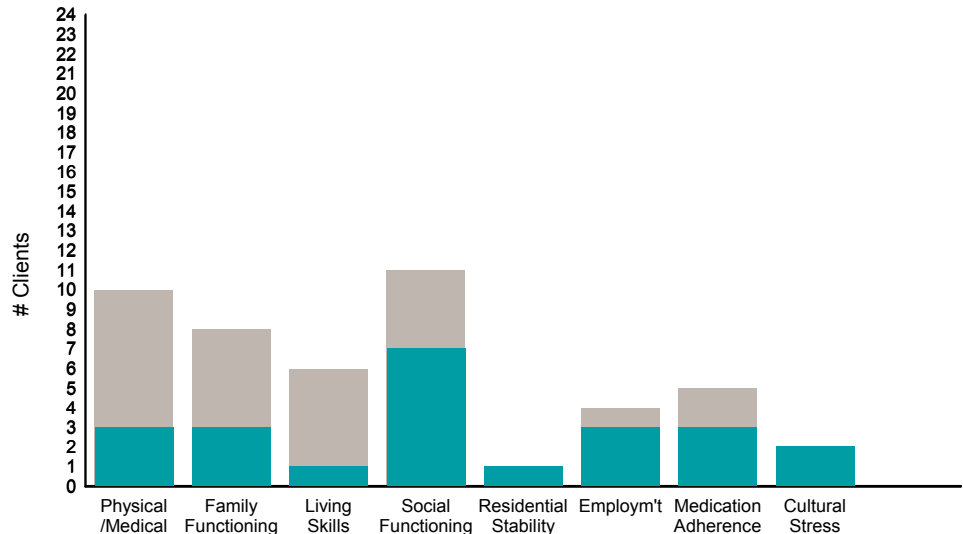


Strengths

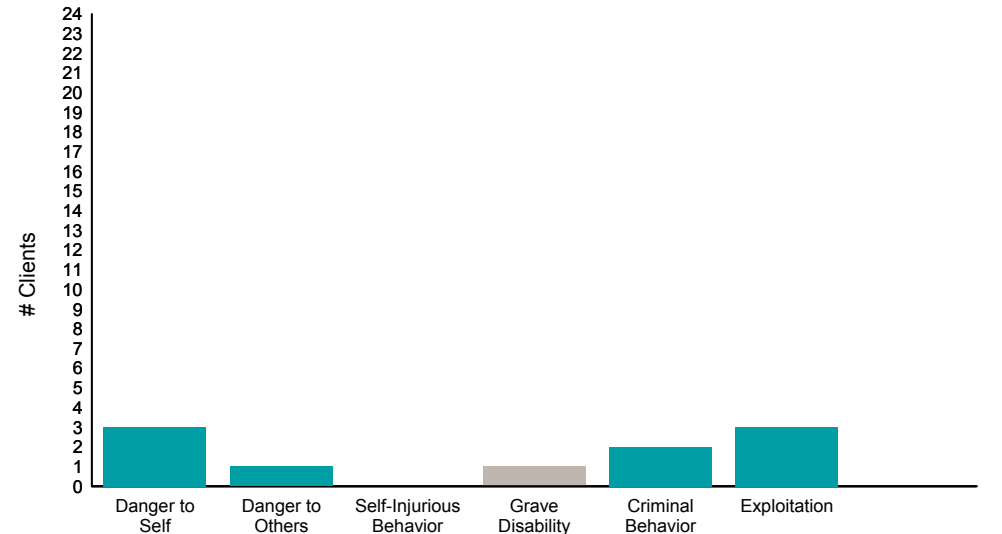


| Item | % improvement |
|------------------------|---------------|
| Psychosis | 50% (1/2) |
| Depression | 38% (5/13) |
| Anxiety | 57% (8/14) |
| Adjustment to Trauma | 75% (9/12) |
| Impulse Control | 50% (3/6) |
| Interpersonal Problems | 67% (4/6) |
| Substance Use | 27% (4/15) |
| Optimism | 67% (8/12) |
| Community Connection | 54% (7/13) |
| Spiritual /Religious | 60% (6/10) |
| Recovery Involvement | 40% (4/10) |

Life Domain Functioning



Risk Behaviors



| Item | % improvement |
|-------------------------|---------------|
| Physical /Medical | 30% (3/10) |
| Family Functioning | 38% (3/8) |
| Living Skills | 17% (1/6) |
| Social Functioning | 64% (7/11) |
| Residential Stability | 100% (1/1) |
| Employ'm't | 75% (3/4) |
| Medication Adherence | 60% (3/5) |
| Cultural Stress | 100% (2/2) |
| Danger to Self | 100% (3/3) |
| Danger to Others | 100% (1/1) |
| Self-Injurious Behavior | 0% (0/0) |
| Grave Disability | 0% (0/1) |
| Criminal Behavior | 100% (2/2) |
| Exploitation | 100% (3/3) |

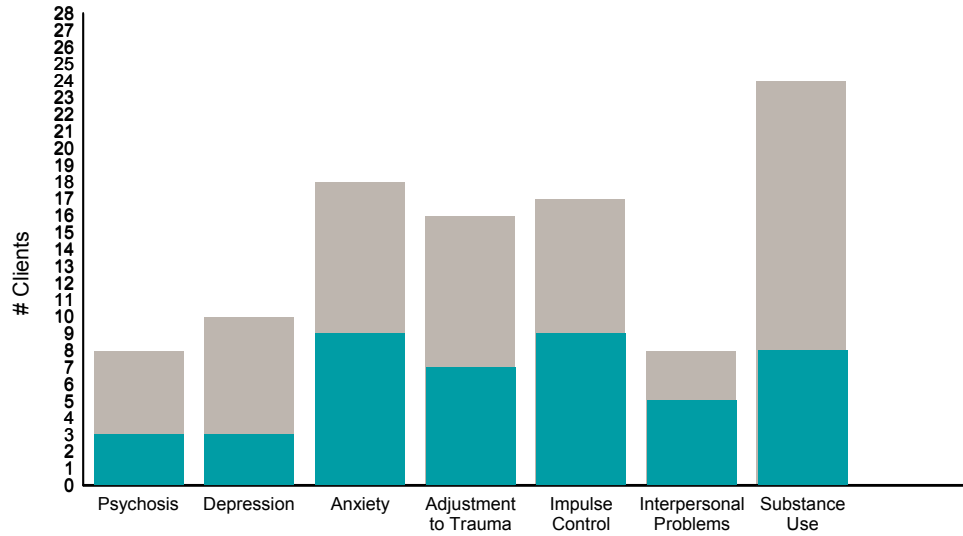
FY17-18 Q1-4 Objective A.2 ANSA Outcomes Item-Level Report
 Citywide Case Management-NOVA (8911NO)

Didn't Improve
 Improved

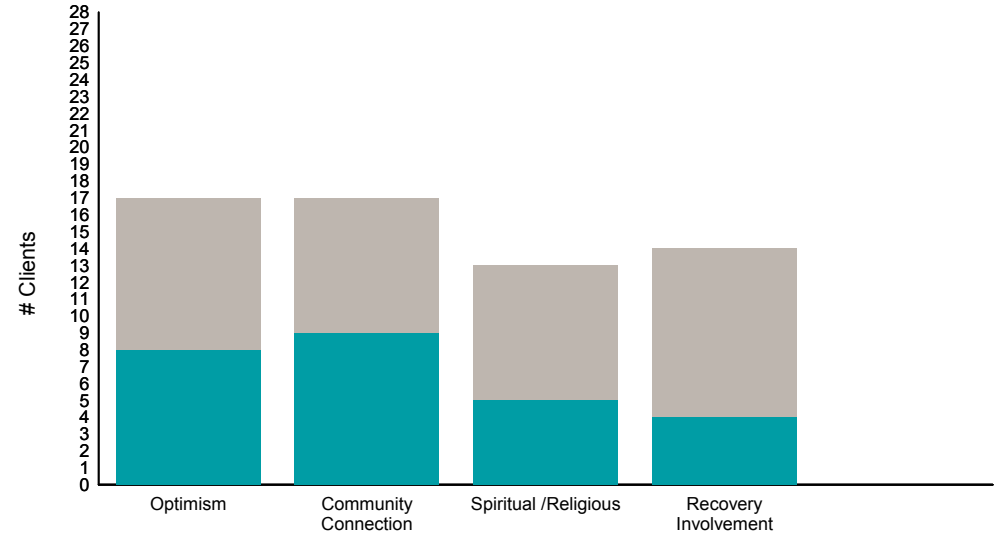
This report looks at current ANSAs to see how many clients improved on items rated 2 or 3 from the prior ANSA.

Num of episodes w/ min. 2 ANSAs: 27 Average days between ANSAs: 191.5 % clients improved on min. 30% of actionable items: **65% (= 17/26)**

Behavioral Health Domain

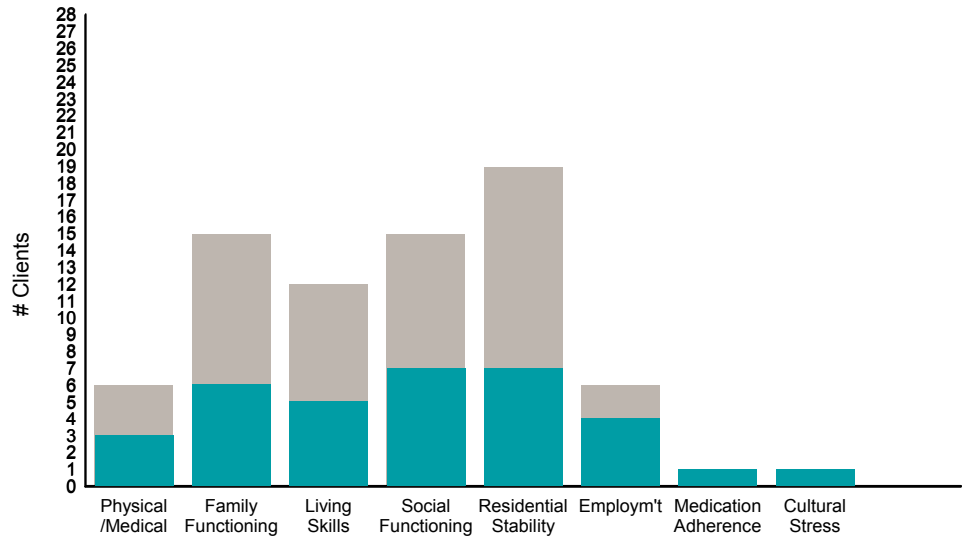


Strengths

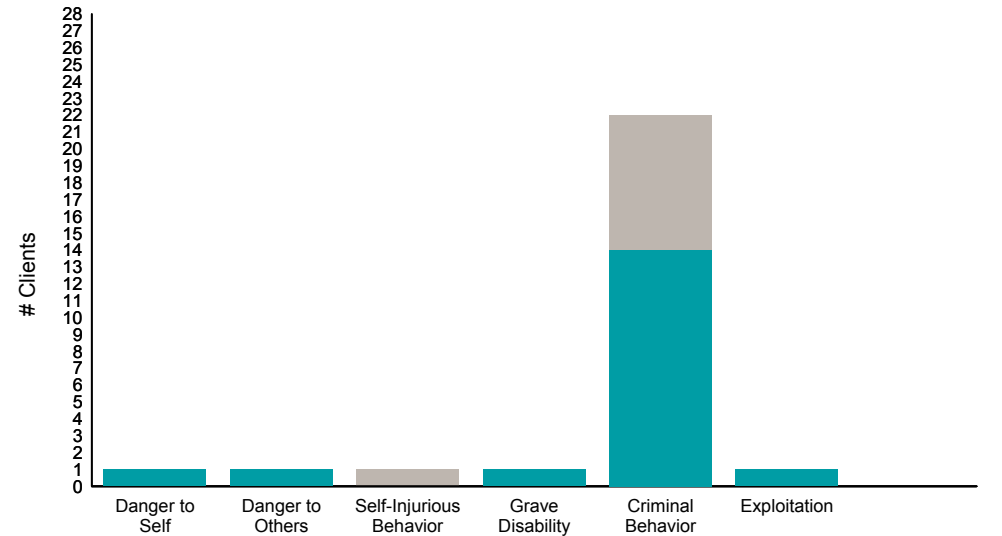


| Item | % improvement |
|------------------------|---------------|
| Psychosis | 38% (3/8) |
| Depression | 30% (3/10) |
| Anxiety | 50% (9/18) |
| Adjustment to Trauma | 44% (7/16) |
| Impulse Control | 53% (9/17) |
| Interpersonal Problems | 63% (5/8) |
| Substance Use | 33% (8/24) |
| Optimism | 47% (8/17) |
| Community Connection | 53% (9/17) |
| Spiritual /Religious | 38% (5/13) |
| Recovery Involvement | 29% (4/14) |

Life Domain Functioning



Risk Behaviors

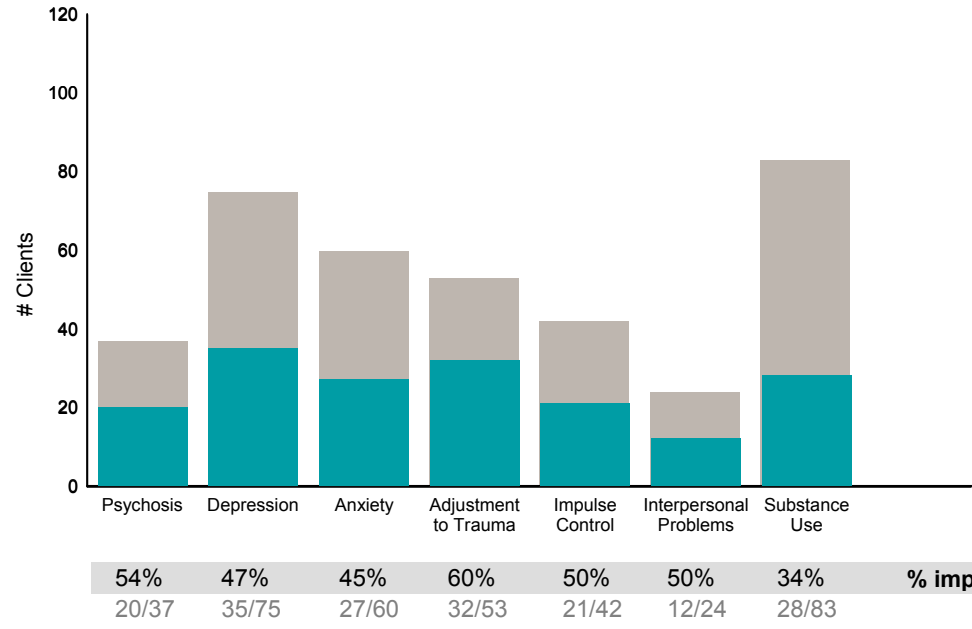


| Item | % improvement |
|-------------------------|---------------|
| Physical /Medical | 50% (3/6) |
| Family Functioning | 40% (6/15) |
| Living Skills | 42% (5/12) |
| Social Functioning | 47% (7/15) |
| Residential Stability | 37% (7/19) |
| Employ'm't | 67% (4/6) |
| Medication Adherence | 100% (1/1) |
| Cultural Stress | 100% (1/1) |
| Danger to Self | 100% (1/1) |
| Danger to Others | 100% (1/1) |
| Self-Injurious Behavior | 0% (0/1) |
| Grave Disability | 100% (1/1) |
| Criminal Behavior | 64% (14/22) |
| Exploitation | 100% (1/1) |

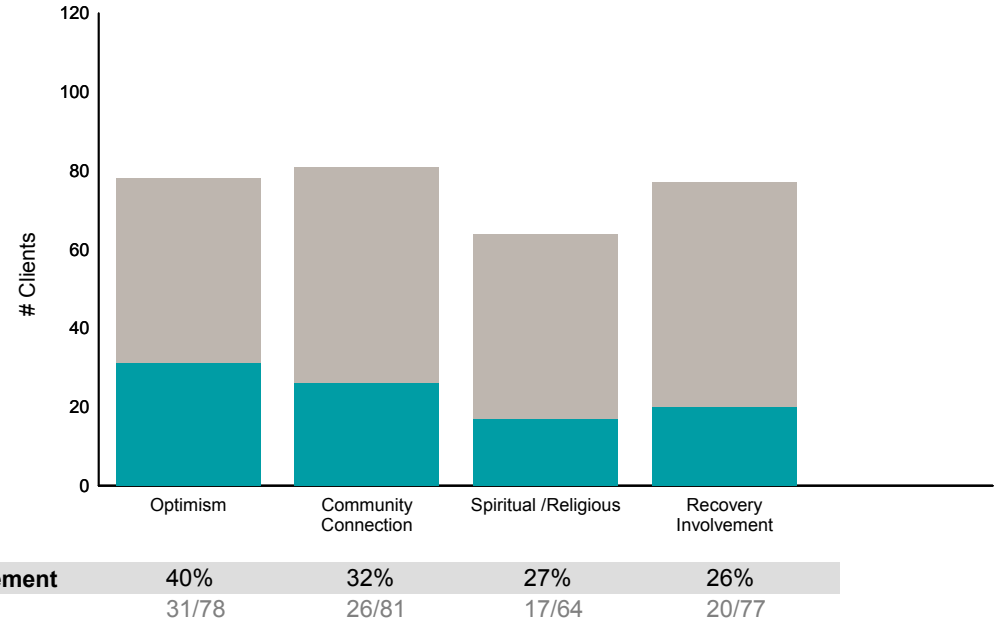
Didn't Improve
 Improved
 This report looks at current ANSAs to see how many clients improved on items rated 2 or 3 from the prior ANSA.

Num of episodes w/ min. 2 ANSAs: 108 Average days between ANSAs: 257.6 % clients improved on min. 30% of actionable items: **75% (= 81/108)**

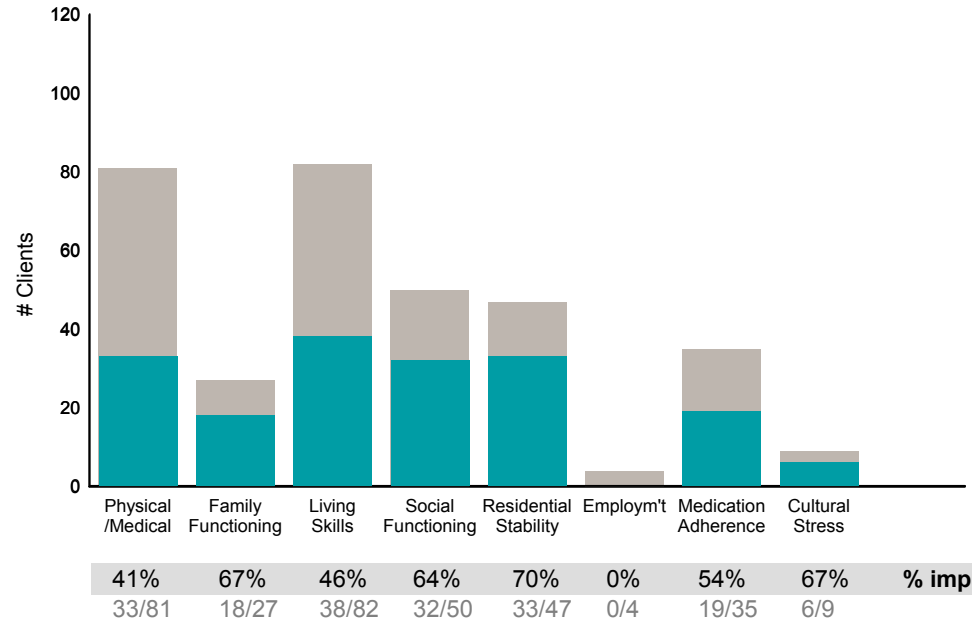
Behavioral Health Domain



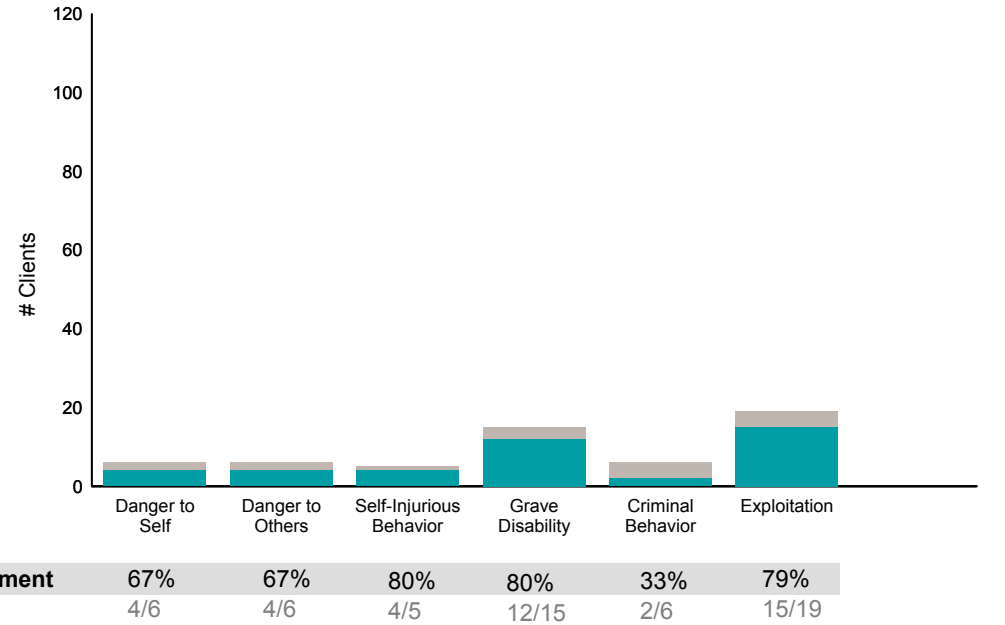
Strengths

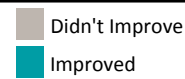


Life Domain Functioning



Risk Behaviors

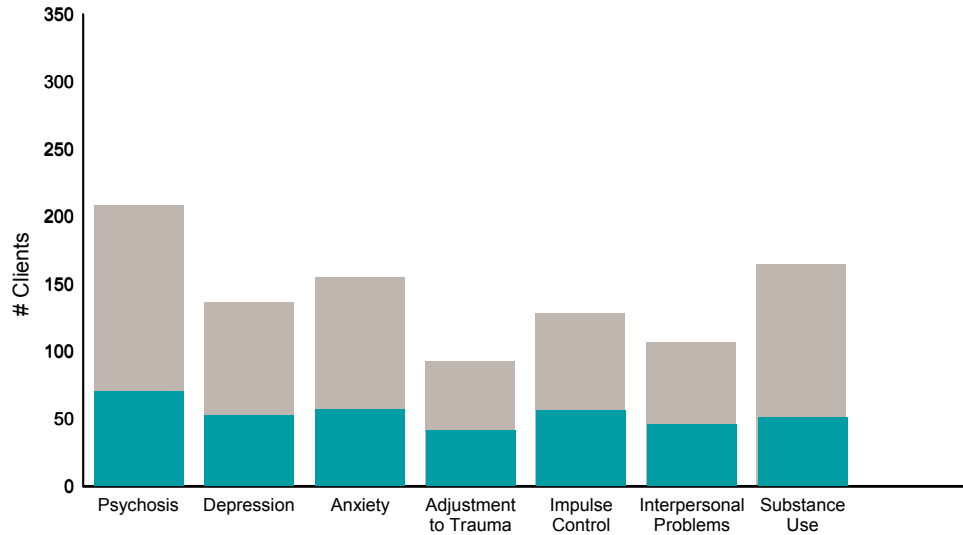




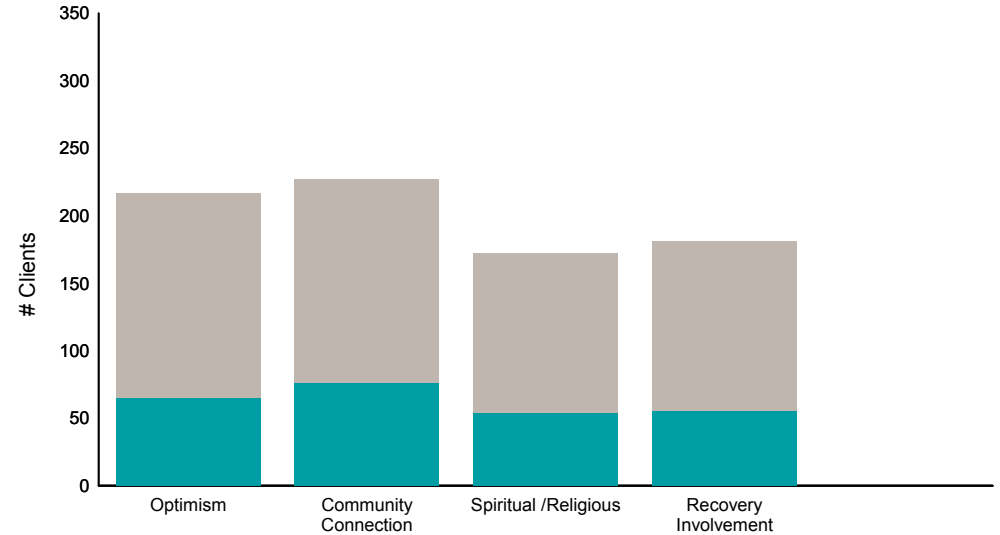
This report looks at current ANSAs to see how many clients improved on items rated 2 or 3 from the prior ANSA.

Num of episodes w/ min. 2 ANSAs: 328 Average days between ANSAs: 322.4 % clients improved on min. 30% of actionable items: **60% (= 194/321)**

Behavioral Health Domain

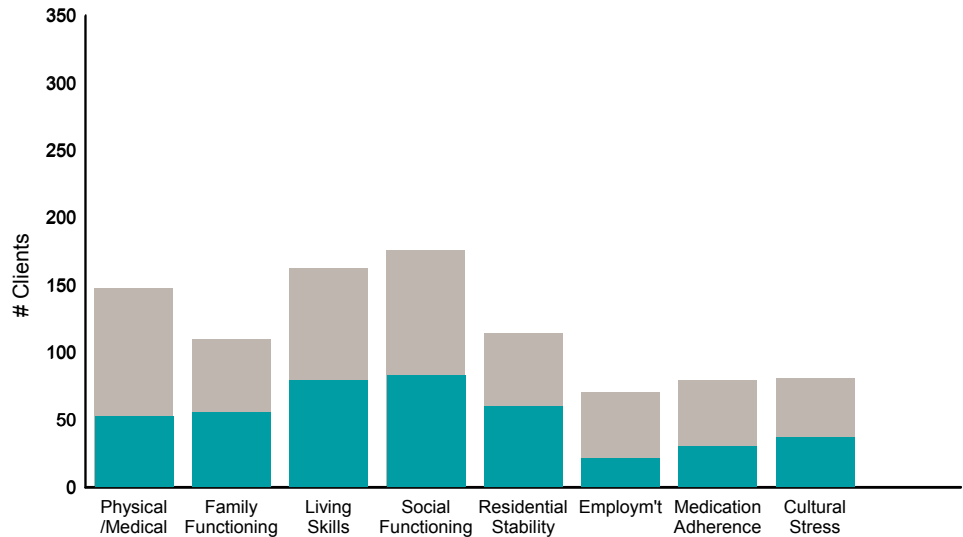


Strengths

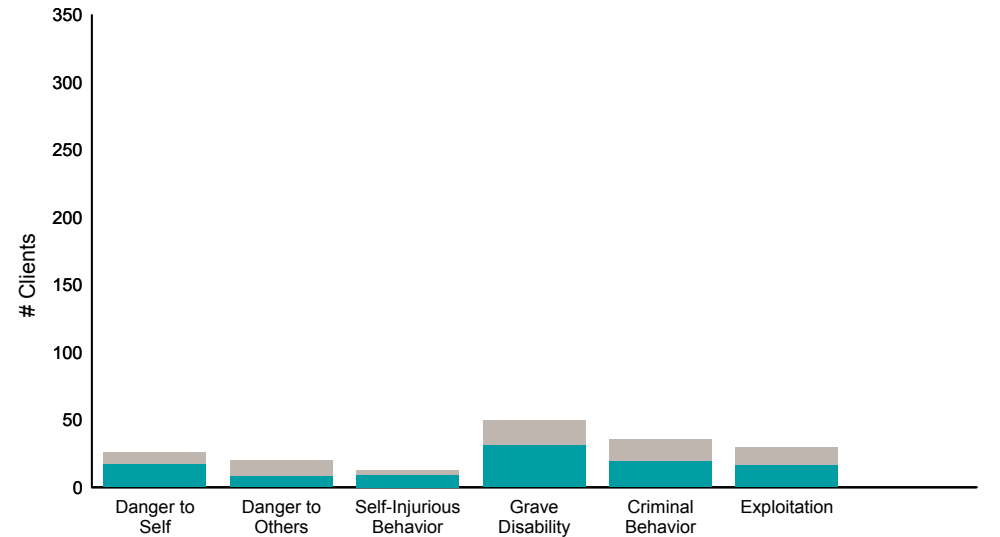


| Item | % improvement | Improved | Didn't Improve |
|------------------------|---------------|----------|----------------|
| Psychosis | 33% | 70/209 | 139 |
| Depression | 38% | 52/137 | 83 |
| Anxiety | 37% | 57/155 | 100 |
| Adjustment to Trauma | 44% | 41/93 | 52 |
| Impulse Control | 43% | 56/129 | 72 |
| Interpersonal Problems | 43% | 46/107 | 61 |
| Substance Use | 31% | 51/165 | 114 |
| Optimism | 30% | 65/217 | 152 |
| Community Connection | 33% | 76/227 | 152 |
| Spiritual /Religious | 31% | 54/172 | 120 |
| Recovery Involvement | 30% | 55/181 | 126 |

Life Domain Functioning



Risk Behaviors

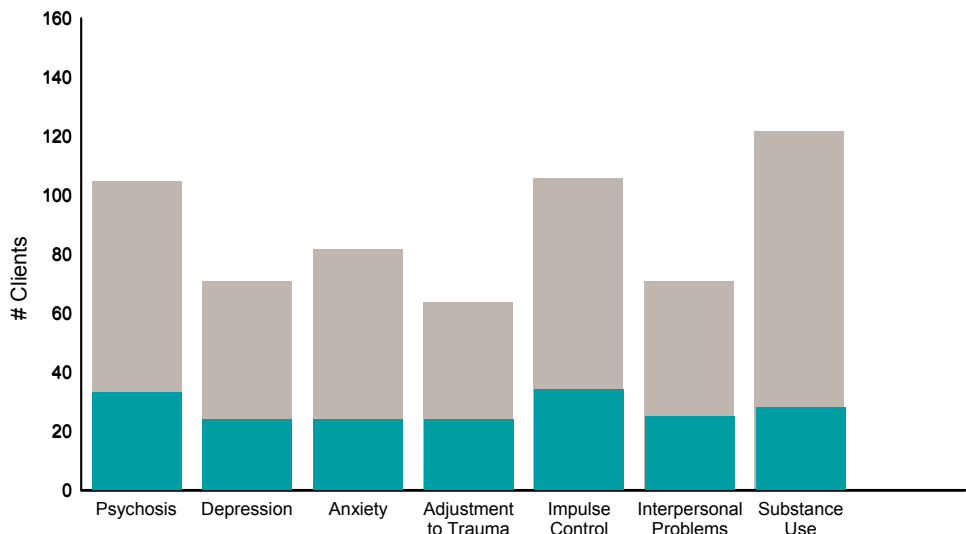


| Item | % improvement | Improved | Didn't Improve |
|-------------------------|---------------|----------|----------------|
| Physical /Medical | 35% | 52/148 | 96 |
| Family Functioning | 50% | 55/110 | 55 |
| Living Skills | 48% | 79/163 | 85 |
| Social Functioning | 47% | 83/176 | 94 |
| Residential Stability | 52% | 60/115 | 55 |
| Employ'm't | 30% | 21/71 | 48 |
| Medication Adherence | 38% | 30/80 | 48 |
| Cultural Stress | 46% | 37/81 | 44 |
| Danger to Self | 65% | 17/26 | 9 |
| Danger to Others | 40% | 8/20 | 12 |
| Self-Injurious Behavior | 69% | 9/13 | 3 |
| Grave Disability | 62% | 31/50 | 19 |
| Criminal Behavior | 53% | 19/36 | 17 |
| Exploitation | 53% | 16/30 | 14 |

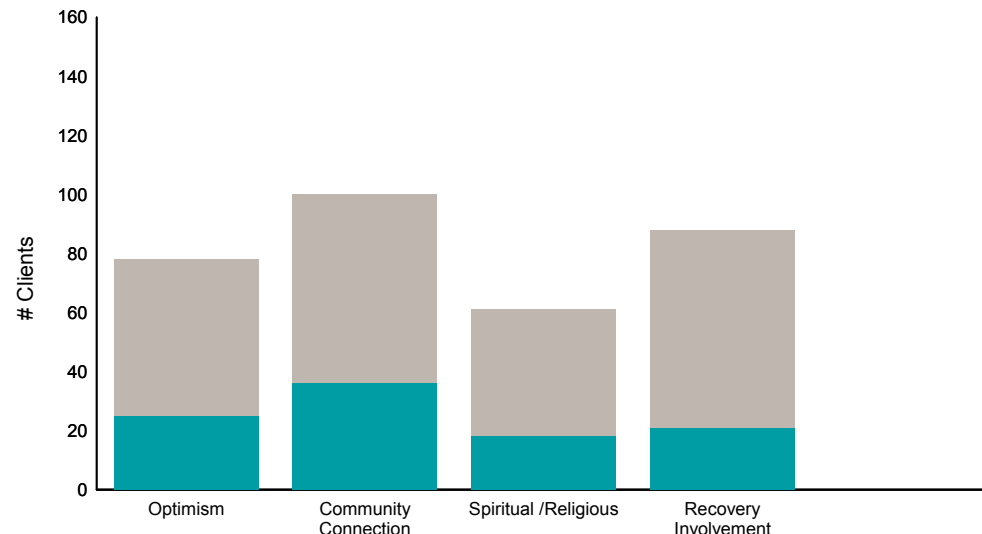
Didn't Improve
 Improved
 This report looks at current ANSAs to see how many clients improved on items rated 2 or 3 from the prior ANSA.

Num of episodes w/ min. 2 ANSAs: 147 Average days between ANSAs: 347.9 % clients improved on min. 30% of actionable items: **52% (= 76/145)**

Behavioral Health Domain

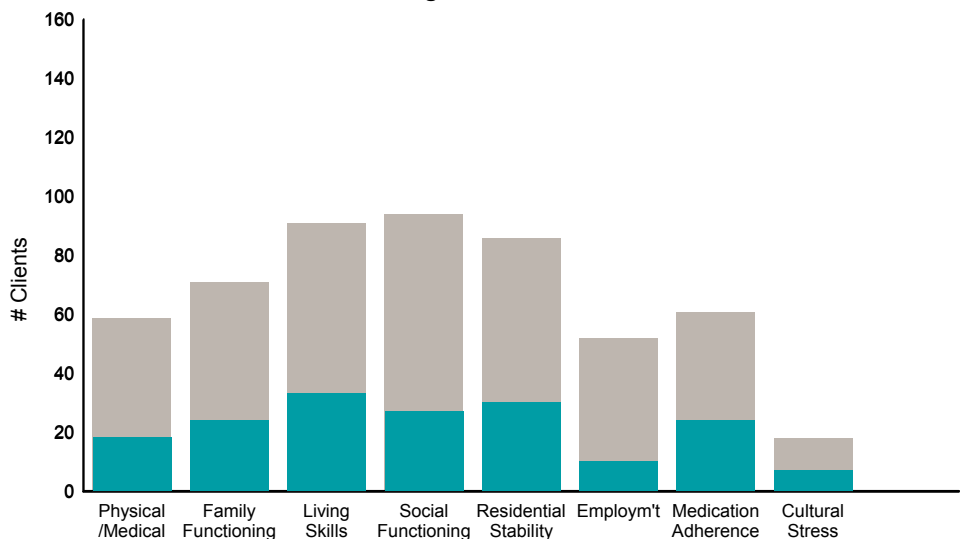


Strengths

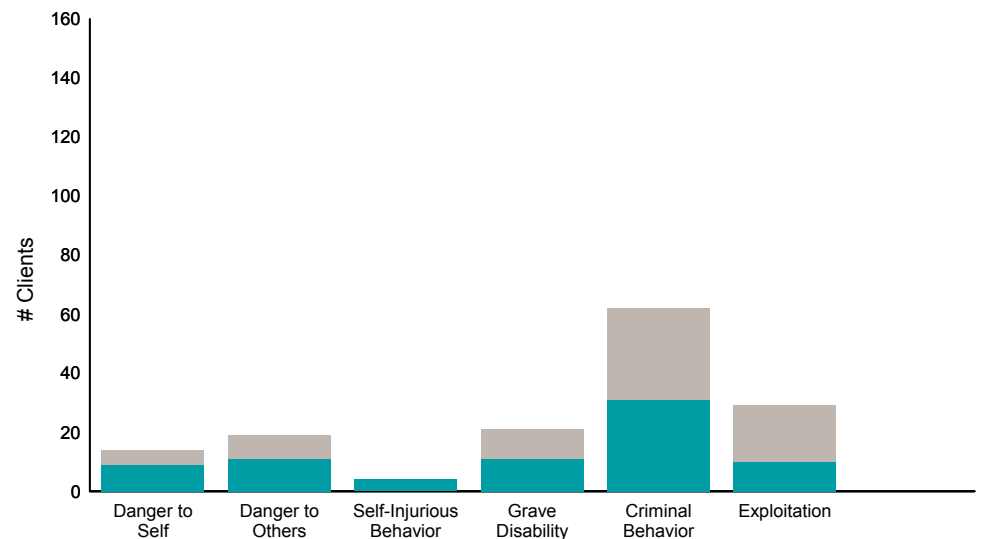


| Item | % improvement |
|------------------------|---------------|
| Psychosis | 31% (33/105) |
| Depression | 34% (24/71) |
| Anxiety | 29% (24/82) |
| Adjustment to Trauma | 38% (24/64) |
| Impulse Control | 32% (34/106) |
| Interpersonal Problems | 35% (25/71) |
| Substance Use | 23% (28/122) |
| Optimism | 32% (25/78) |
| Community Connection | 36% (36/100) |
| Spiritual /Religious | 30% (18/61) |
| Recovery Involvement | 24% (21/88) |

Life Domain Functioning



Risk Behaviors

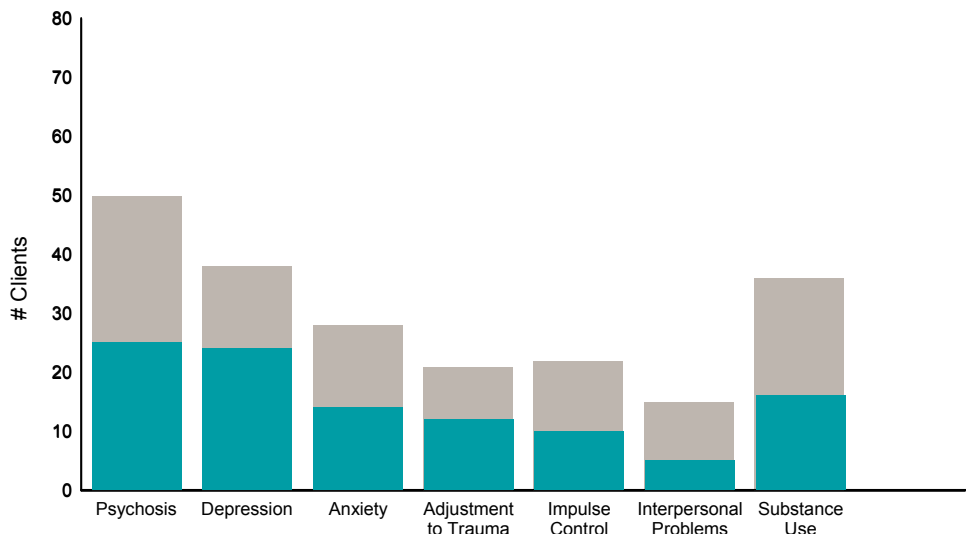


| Item | % improvement |
|-------------------------|---------------|
| Physical /Medical | 31% (18/59) |
| Family Functioning | 34% (24/71) |
| Living Skills | 36% (33/91) |
| Social Functioning | 29% (27/94) |
| Residential Stability | 35% (30/86) |
| Employ'm't | 19% (10/52) |
| Medication Adherence | 39% (24/61) |
| Cultural Stress | 39% (7/18) |
| Danger to Self | 64% (9/14) |
| Danger to Others | 58% (11/19) |
| Self-Injurious Behavior | 100% (4/4) |
| Grave Disability | 52% (11/21) |
| Criminal Behavior | 50% (31/62) |
| Exploitation | 34% (10/29) |

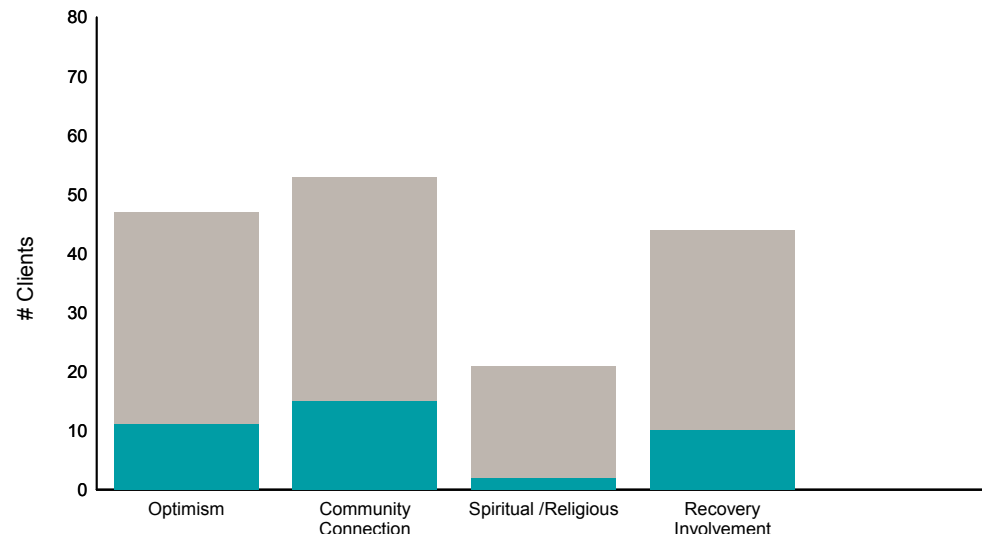
Didn't Improve
 Improved
 This report looks at current ANSAs to see how many clients improved on items rated 2 or 3 from the prior ANSA.

Num of episodes w/ min. 2 ANSAs: 74 Average days between ANSAs: 157.5 % clients improved on min. 30% of actionable items: **65% (= 48/74)**

Behavioral Health Domain

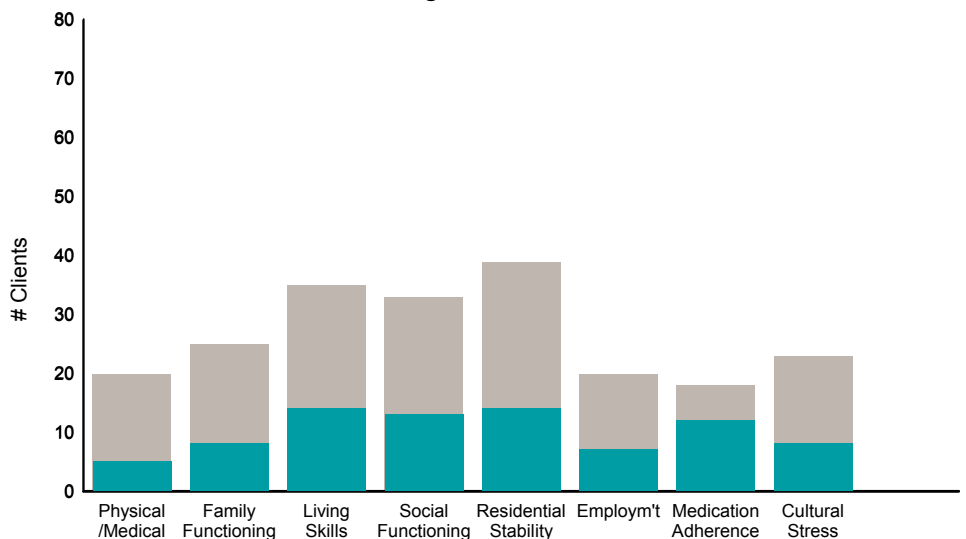


Strengths

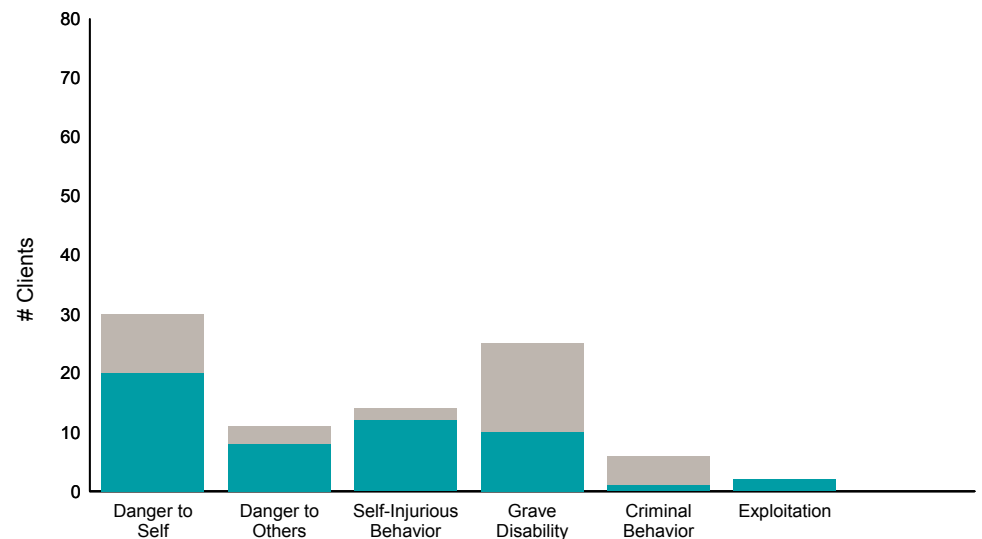


| Item | % improvement |
|------------------------|---------------|
| Psychosis | 50% (25/50) |
| Depression | 63% (24/38) |
| Anxiety | 50% (14/28) |
| Adjustment to Trauma | 57% (12/21) |
| Impulse Control | 45% (10/22) |
| Interpersonal Problems | 33% (5/15) |
| Substance Use | 44% (16/36) |
| Optimism | 23% (11/47) |
| Community Connection | 28% (15/53) |
| Spiritual /Religious | 10% (2/21) |
| Recovery Involvement | 23% (10/44) |

Life Domain Functioning



Risk Behaviors



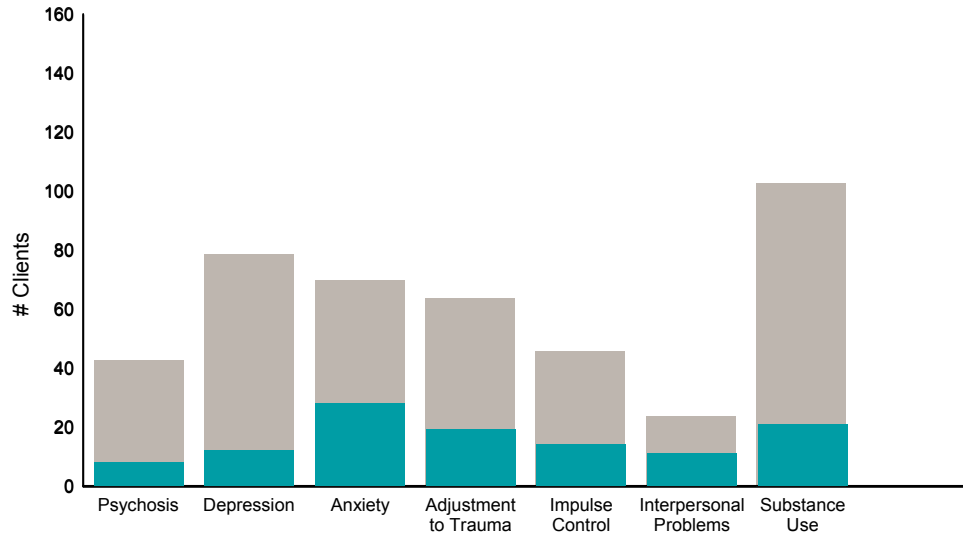
| Item | % improvement |
|-------------------------|---------------|
| Physical /Medical | 25% (5/20) |
| Family Functioning | 32% (8/25) |
| Living Skills | 40% (14/35) |
| Social Functioning | 39% (13/33) |
| Residential Stability | 36% (14/39) |
| Employ'm't | 35% (7/20) |
| Medication Adherence | 67% (12/18) |
| Cultural Stress | 35% (8/23) |
| Danger to Self | 67% (20/30) |
| Danger to Others | 73% (8/11) |
| Self-Injurious Behavior | 86% (12/14) |
| Grave Disability | 40% (10/25) |
| Criminal Behavior | 17% (1/6) |
| Exploitation | 100% (2/2) |

■ Didn't Improve
■ Improved

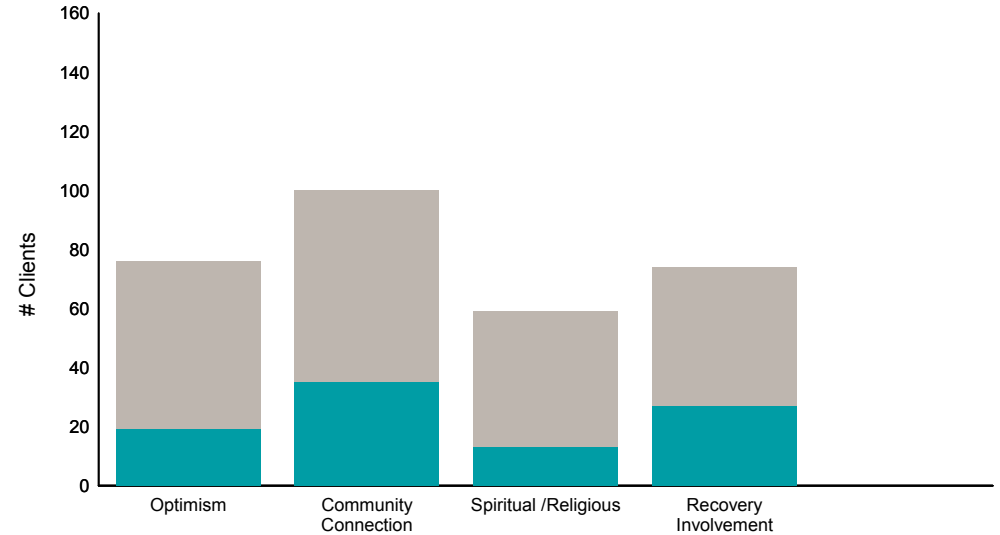
This report looks at current ANSAs to see how many clients improved on items rated 2 or 3 from the prior ANSA.

Num of episodes w/ min. 2 ANSAs: 142 Average days between ANSAs: 378.7 % clients improved on min. 30% of actionable items: **47% (= 62/133)**

Behavioral Health Domain

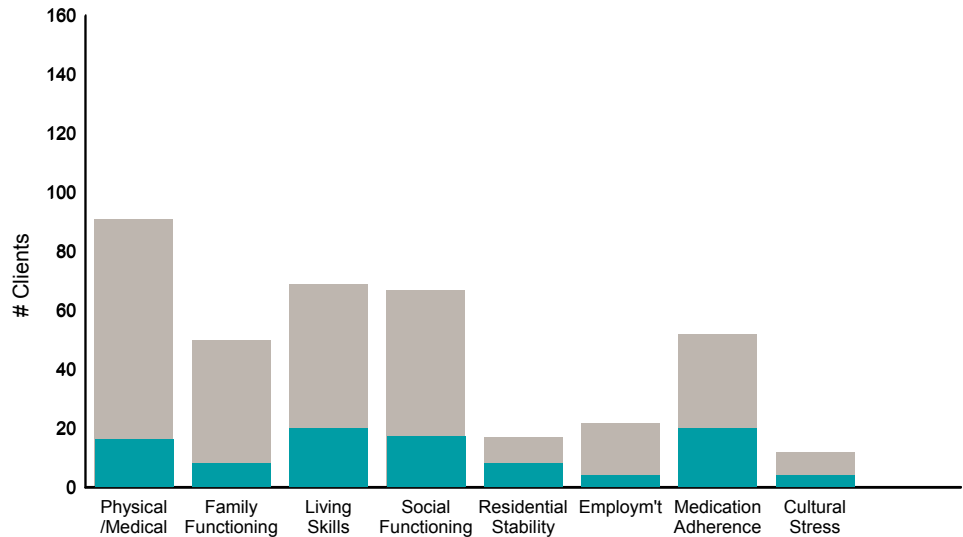


Strengths

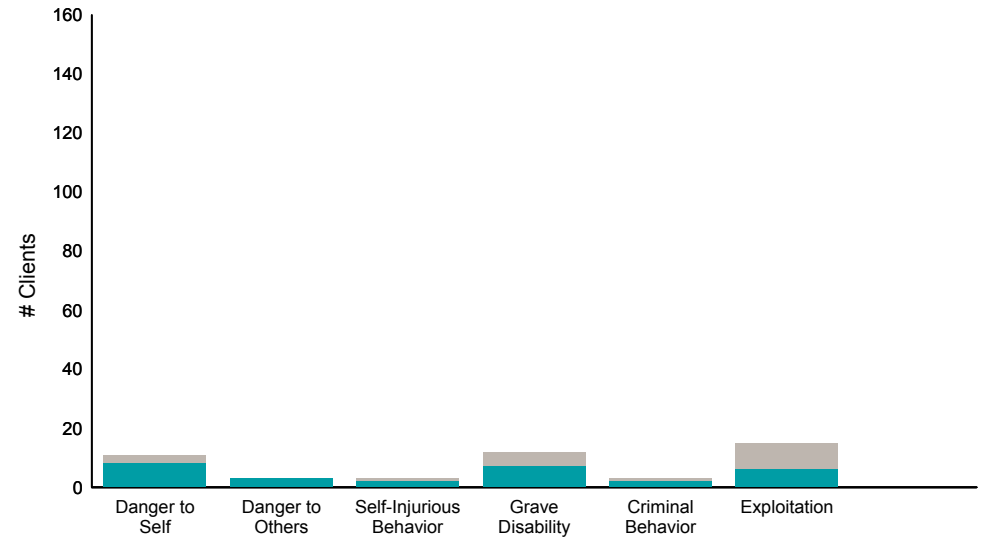


| Item | % improvement |
|------------------------|---------------|
| Psychosis | 19% (8/43) |
| Depression | 15% (12/79) |
| Anxiety | 40% (28/70) |
| Adjustment to Trauma | 30% (19/64) |
| Impulse Control | 30% (14/46) |
| Interpersonal Problems | 46% (11/24) |
| Substance Use | 20% (21/103) |
| Optimism | 25% (19/76) |
| Community Connection | 35% (35/100) |
| Spiritual /Religious | 22% (13/59) |
| Recovery Involvement | 36% (27/74) |

Life Domain Functioning



Risk Behaviors

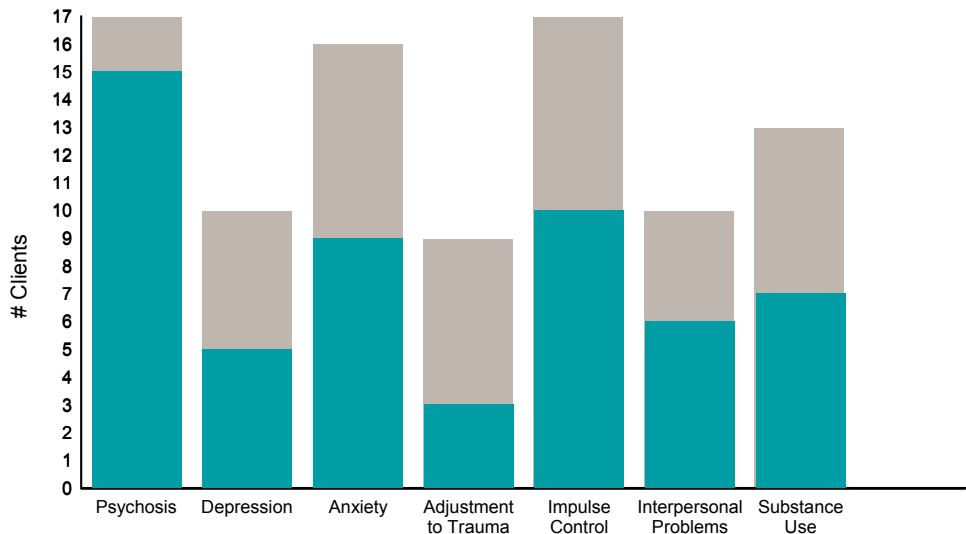


| Item | % improvement |
|-------------------------|---------------|
| Physical /Medical | 18% (16/91) |
| Family Functioning | 16% (8/50) |
| Living Skills | 29% (20/69) |
| Social Functioning | 25% (17/67) |
| Residential Stability | 47% (8/17) |
| Employ'm't | 18% (4/22) |
| Medication Adherence | 38% (20/52) |
| Cultural Stress | 33% (4/12) |
| Danger to Self | 73% (8/11) |
| Danger to Others | 100% (3/3) |
| Self-Injurious Behavior | 67% (2/3) |
| Grave Disability | 58% (7/12) |
| Criminal Behavior | 67% (2/3) |
| Exploitation | 40% (6/15) |

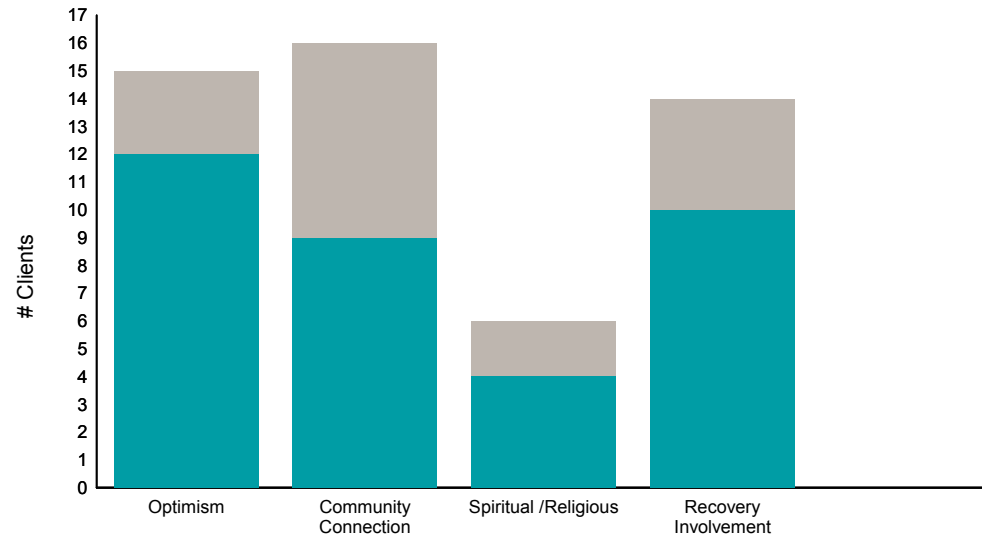
Didn't Improve
 Improved
 This report looks at current ANSAs to see how many clients improved on items rated 2 or 3 from the prior ANSA.

Num of episodes w/ min. 2 ANSAs: 17 Average days between ANSAs: 223.5 % clients improved on min. 30% of actionable items: **88% (= 15/17)**

Behavioral Health Domain

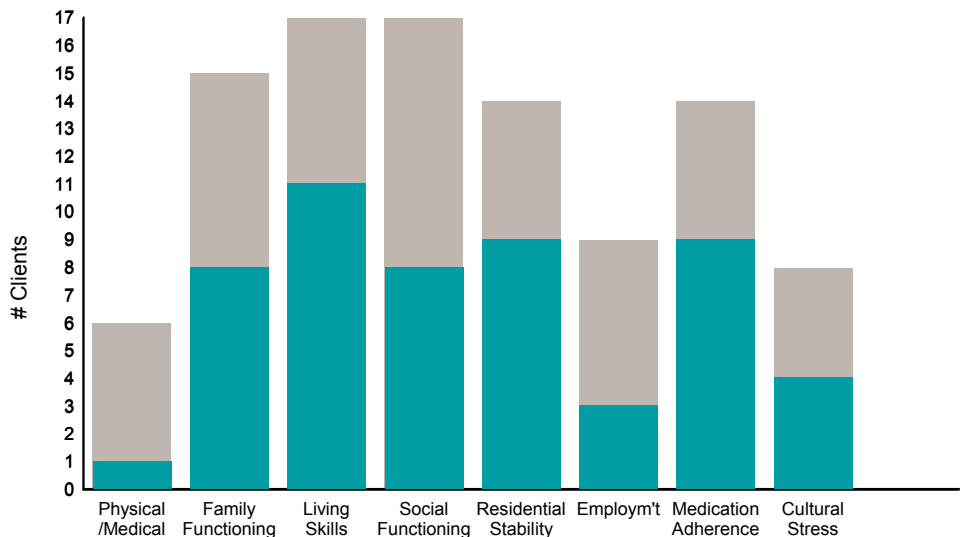


Strengths

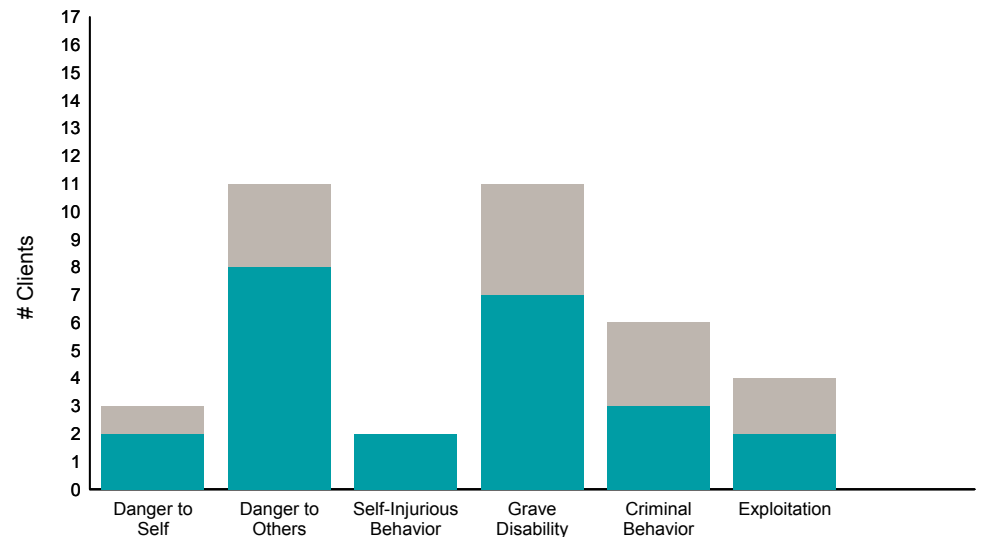


| Behavioral Health Domain | Strengths |
|--------------------------|--------------|
| 88% 15/17 | 80% 12/15 |
| 50% 5/10 | 56% 9/16 |
| 56% 9/16 | 67% 4/6 |
| 33% 3/9 | 71% 10/14 |
| 59% 10/17 | |
| 60% 6/10 | |
| 54% 7/13 | |

Life Domain Functioning



Risk Behaviors



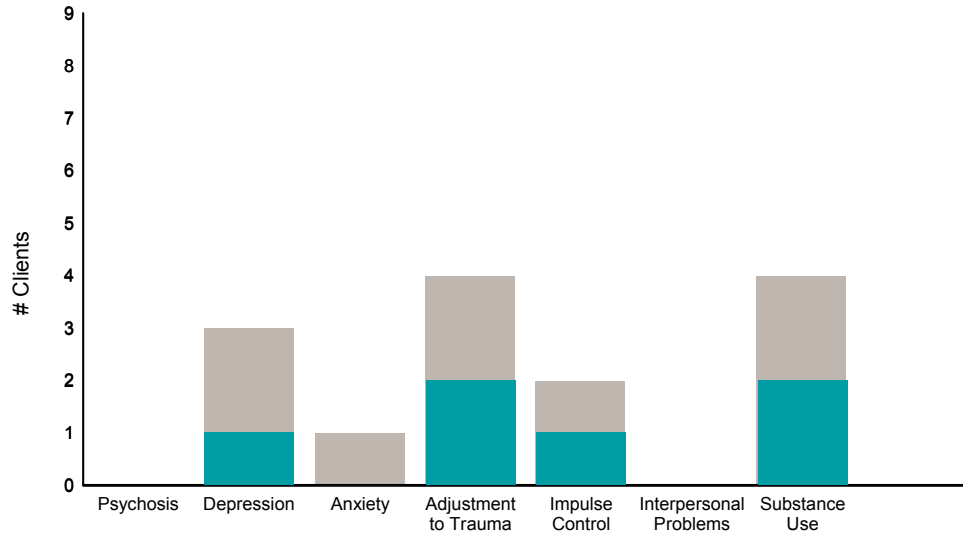
| Life Domain Functioning | Risk Behaviors |
|-------------------------|----------------|
| 17% 1/6 | 67% 2/3 |
| 53% 8/15 | 73% 8/11 |
| 65% 11/17 | 100% 2/2 |
| 47% 8/17 | 64% 7/11 |
| 64% 9/14 | 50% 3/6 |
| 33% 3/9 | 50% 2/4 |
| 64% 9/14 | |
| 50% 4/8 | |

Didn't Improve
 Improved

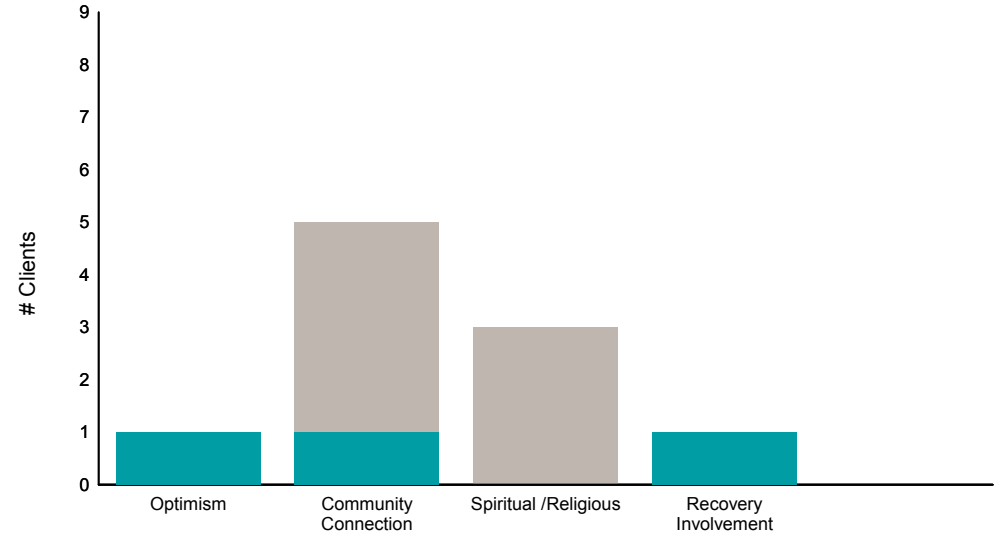
This report looks at current ANSAs to see how many clients improved on items rated 2 or 3 from the prior ANSA.

Num of episodes w/ min. 2 ANSAs: 9 Average days between ANSAs: 364.0 % clients improved on min. 30% of actionable items: **83% (= 5/6)**

Behavioral Health Domain

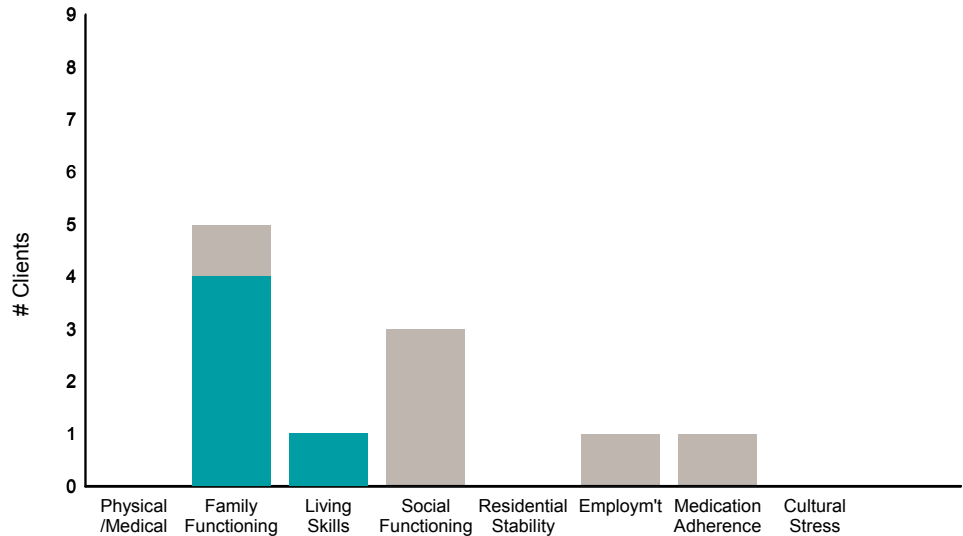


Strengths

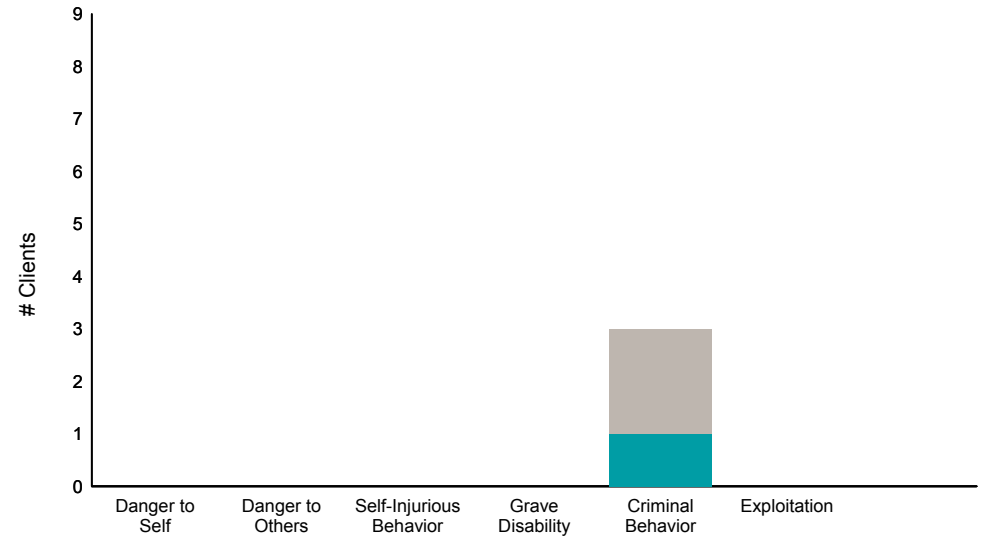


| Item | Improvement % | Improvement Ratio |
|------------------------|---------------|-------------------|
| Psychosis | 0% | 0/0 |
| Depression | 33% | 1/3 |
| Anxiety | 0% | 0/1 |
| Adjustment to Trauma | 50% | 2/4 |
| Impulse Control | 50% | 1/2 |
| Interpersonal Problems | 0% | 0/0 |
| Substance Use | 50% | 2/4 |
| % improvement | | |
| Optimism | 100% | 1/1 |
| Community Connection | 20% | 1/5 |
| Spiritual /Religious | 0% | 0/3 |
| Recovery Involvement | 100% | 1/1 |

Life Domain Functioning



Risk Behaviors

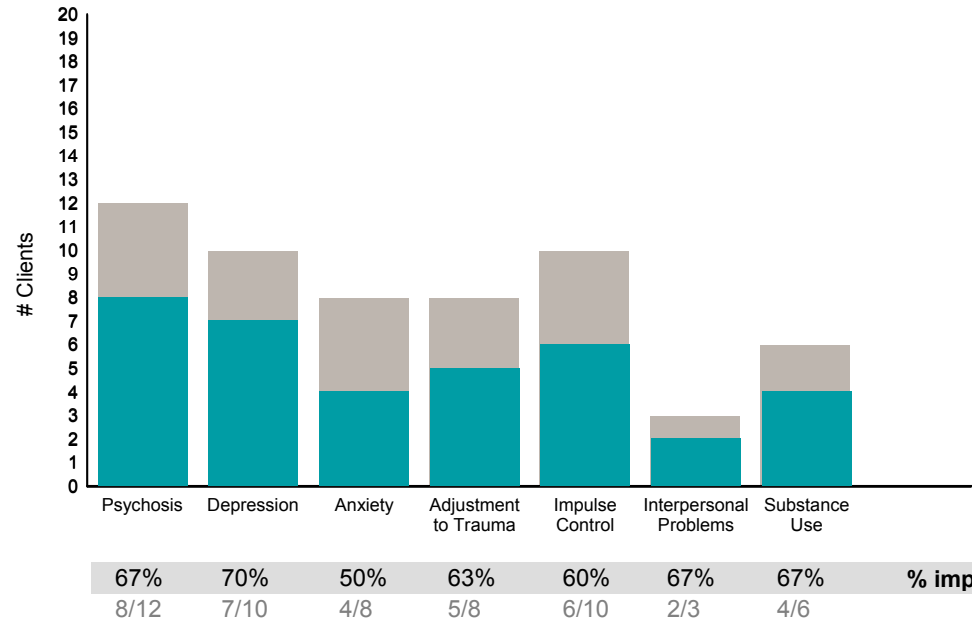


| Item | Improvement % | Improvement Ratio |
|-------------------------|---------------|-------------------|
| Physical /Medical | 0% | 0/0 |
| Family Functioning | 80% | 4/5 |
| Living Skills | 100% | 1/1 |
| Social Functioning | 0% | 0/3 |
| Residential Stability | 0% | 0/0 |
| Employ'm't | 0% | 0/1 |
| Medication Adherence | 0% | 0/1 |
| Cultural Stress | 0% | 0/0 |
| % improvement | | |
| Danger to Self | 0% | 0/0 |
| Danger to Others | 0% | 0/0 |
| Self-Injurious Behavior | 0% | 0/0 |
| Grave Disability | 0% | 0/0 |
| Criminal Behavior | 33% | 1/3 |
| Exploitation | 0% | 0/0 |

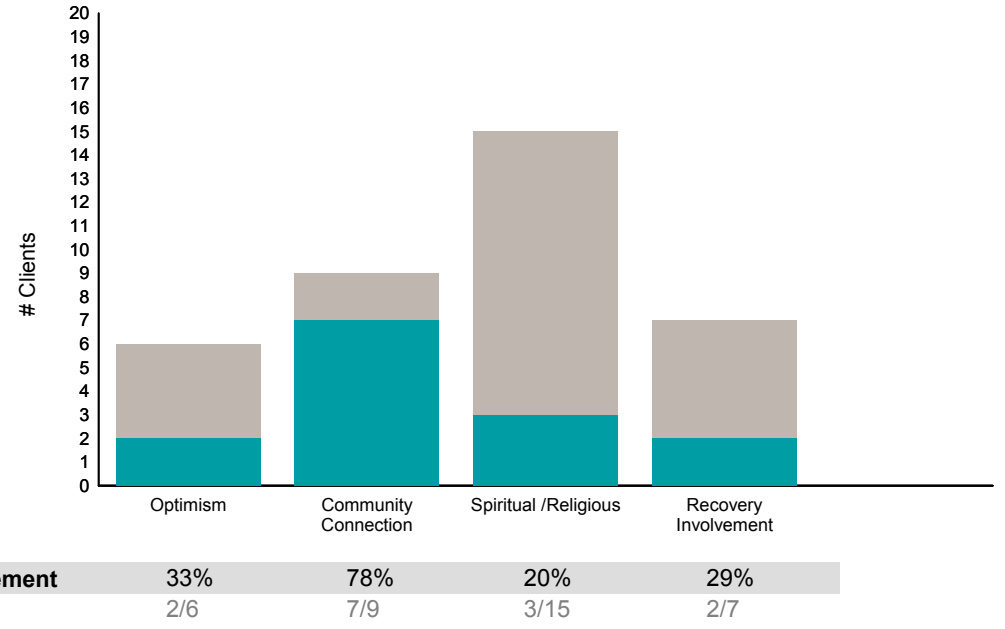
Didn't Improve
 Improved
 This report looks at current ANSAs to see how many clients improved on items rated 2 or 3 from the prior ANSA.

Num of episodes w/ min. 2 ANSAs: 20 Average days between ANSAs: 171.0 % clients improved on min. 30% of actionable items: **80% (= 16/20)**

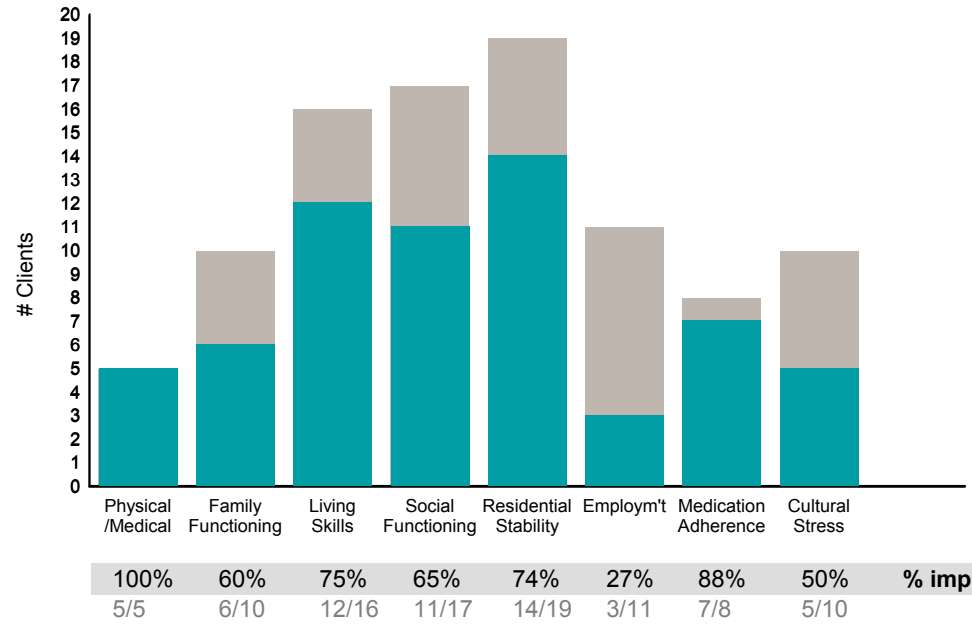
Behavioral Health Domain



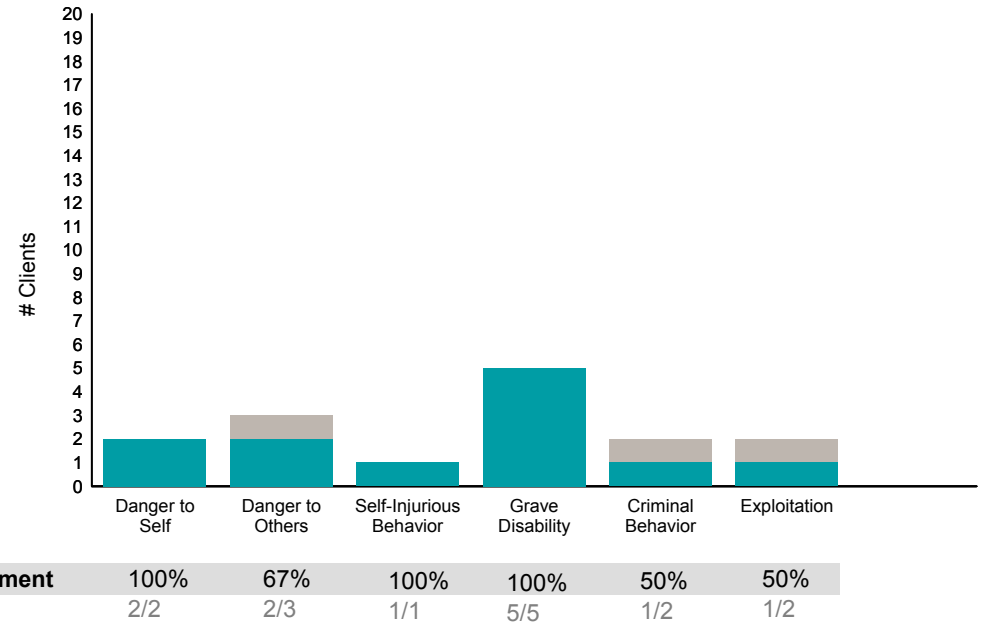
Strengths



Life Domain Functioning

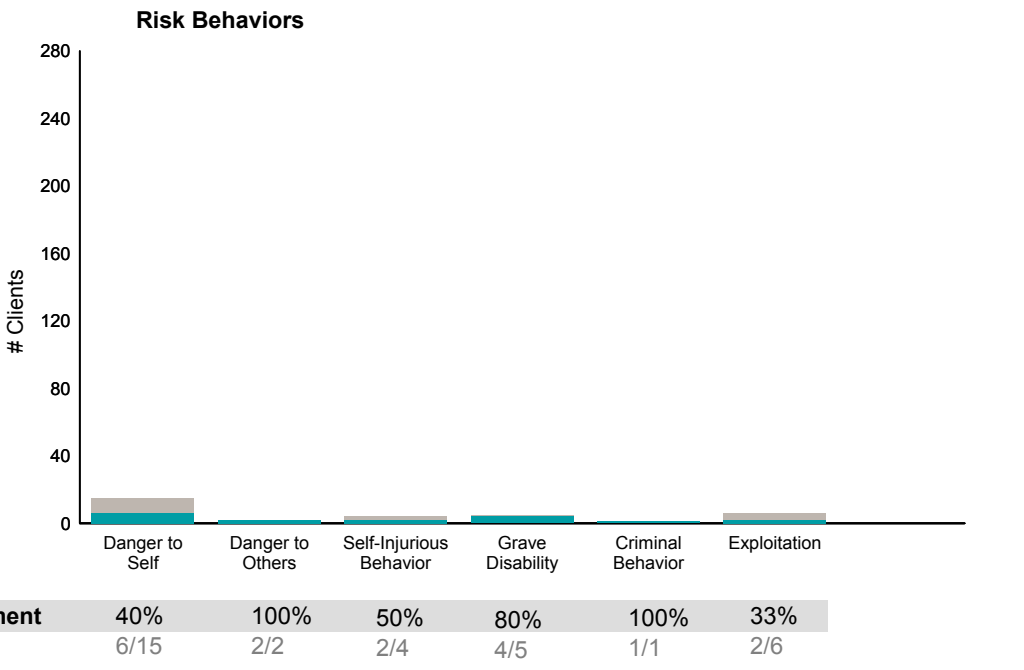
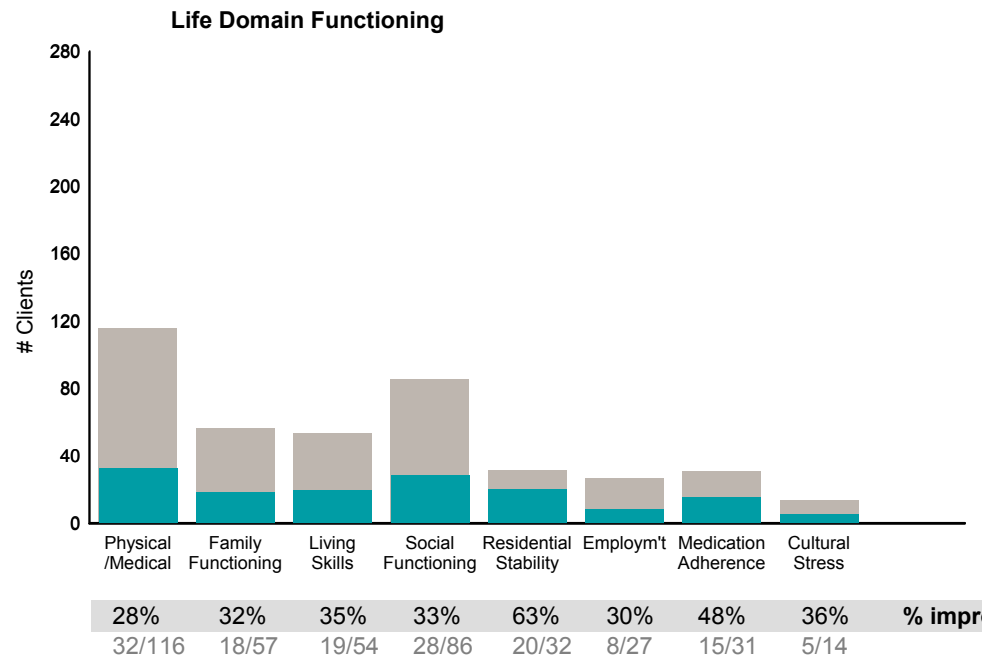
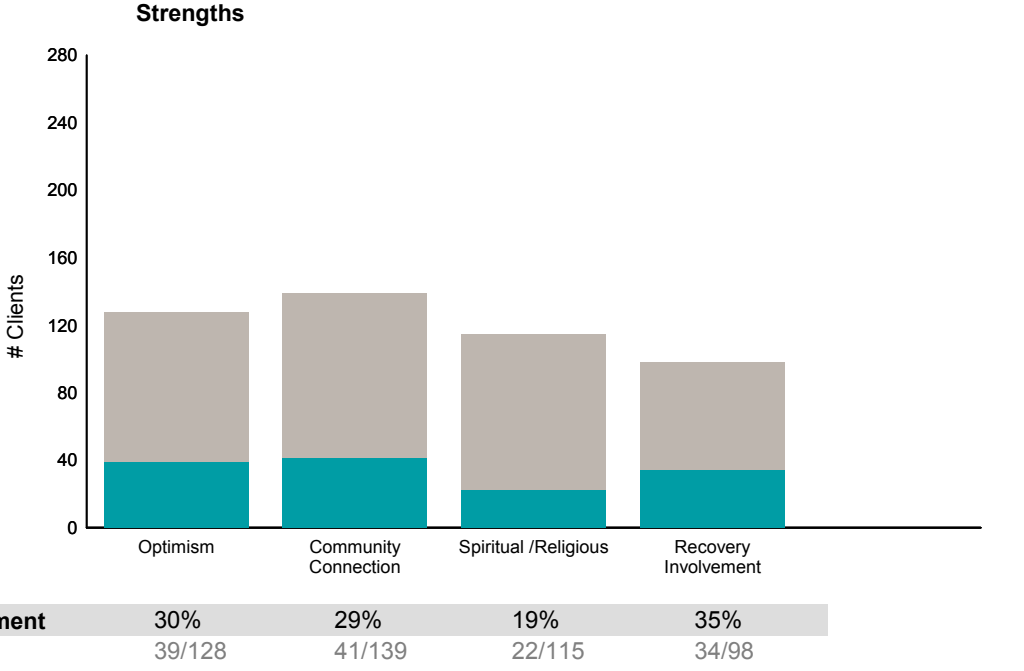
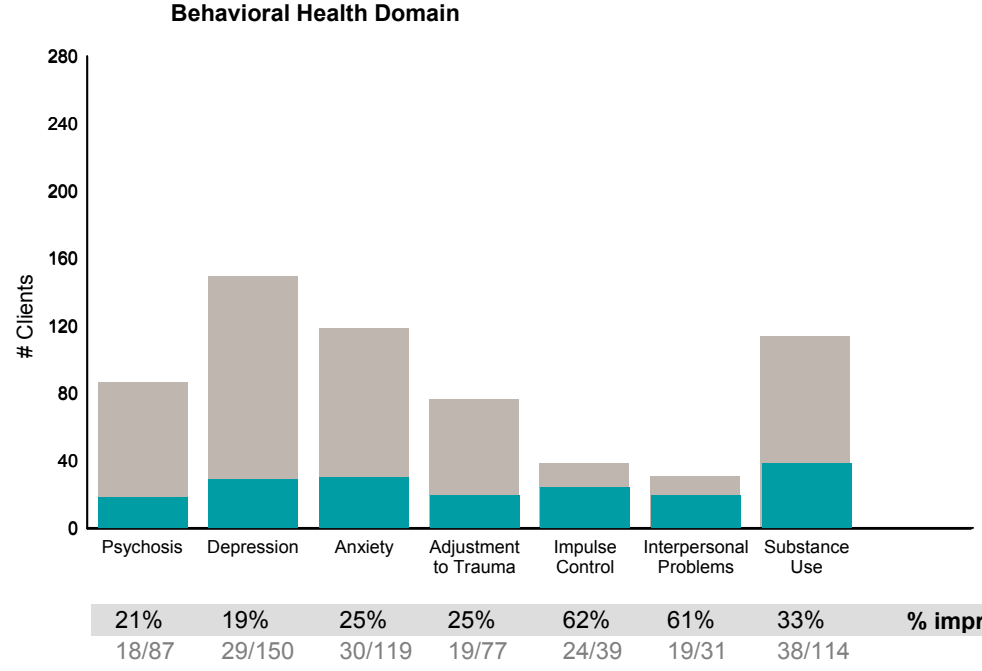


Risk Behaviors



Didn't Improve
 Improved
 This report looks at current ANSAs to see how many clients improved on items rated 2 or 3 from the prior ANSA.

Num of episodes w/ min. 2 ANSAs: 243 Average days between ANSAs: 347.7 % clients improved on min. 30% of actionable items: **46% (= 110/237)**



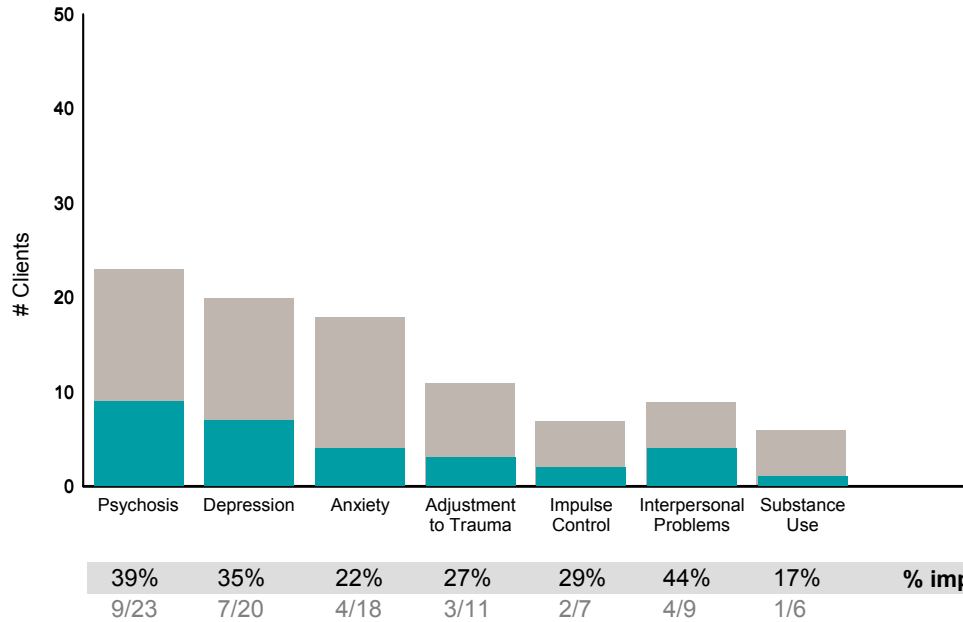
This report reflects data from 7/1/2017 - 6/30/2018

Didn't Improve
 Improved

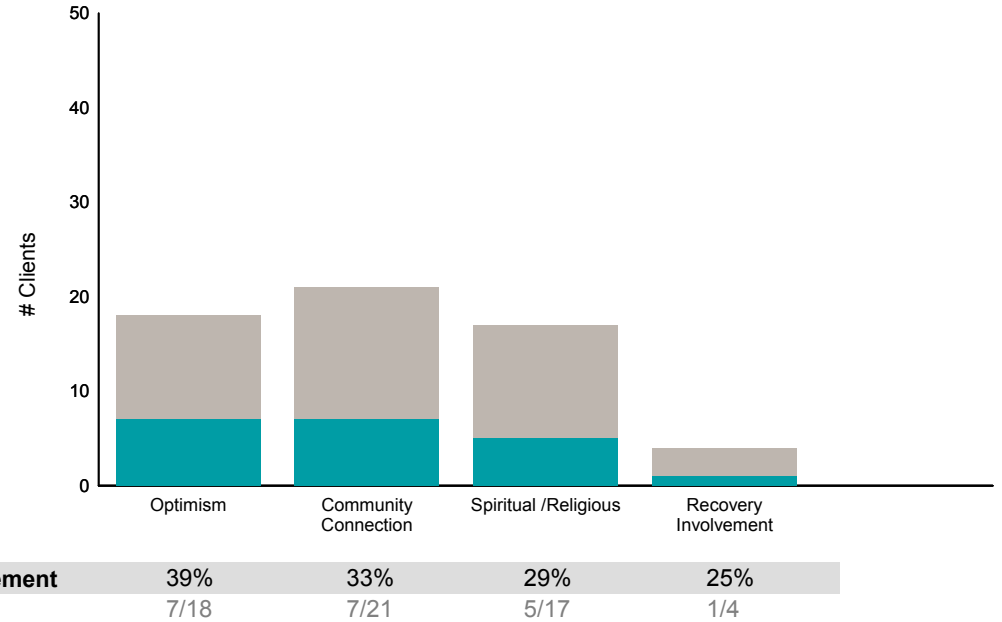
This report looks at current ANSAs to see how many clients improved on items rated 2 or 3 from the prior ANSA.

Num of episodes w/ min. 2 ANSAs: 46 Average days between ANSAs: 373.2 % clients improved on min. 30% of actionable items: **51% (= 23/45)**

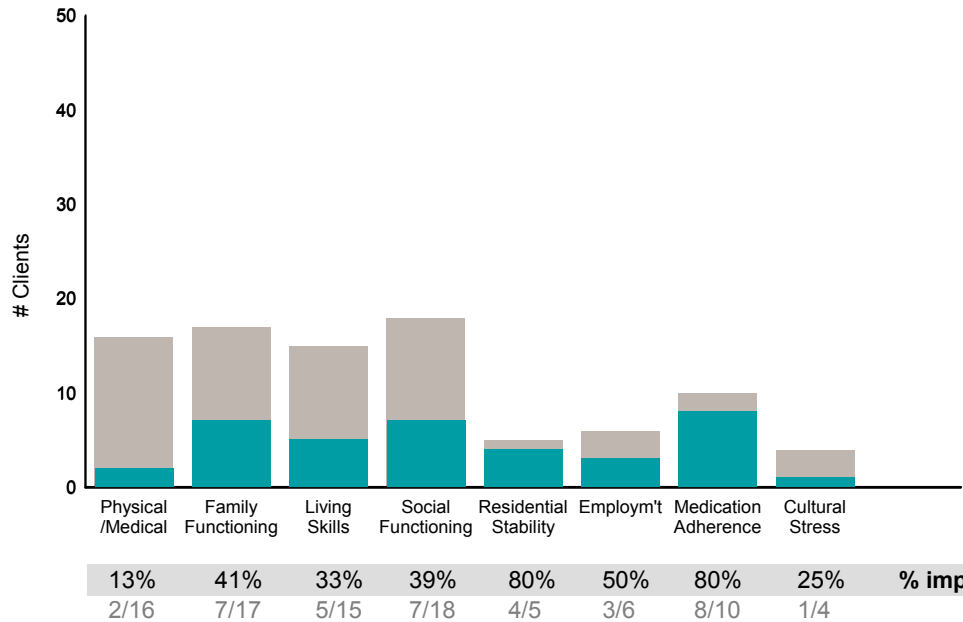
Behavioral Health Domain



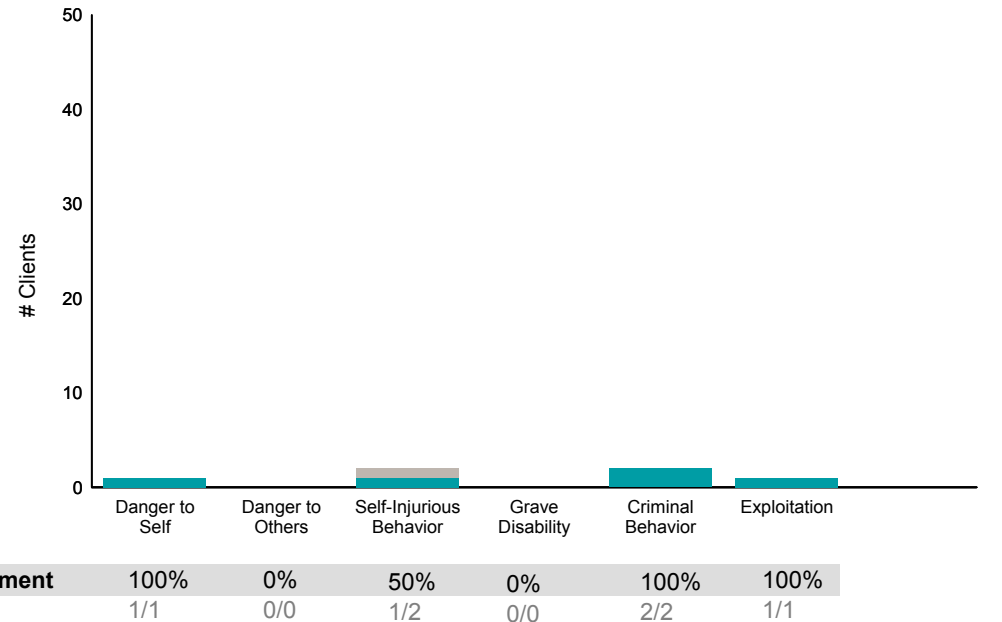
Strengths



Life Domain Functioning



Risk Behaviors

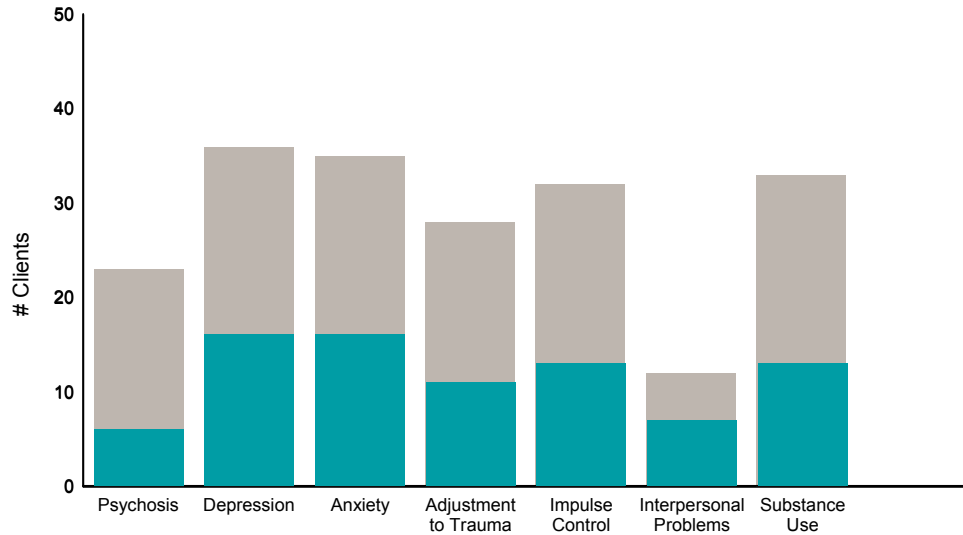


Didn't Improve
Improved

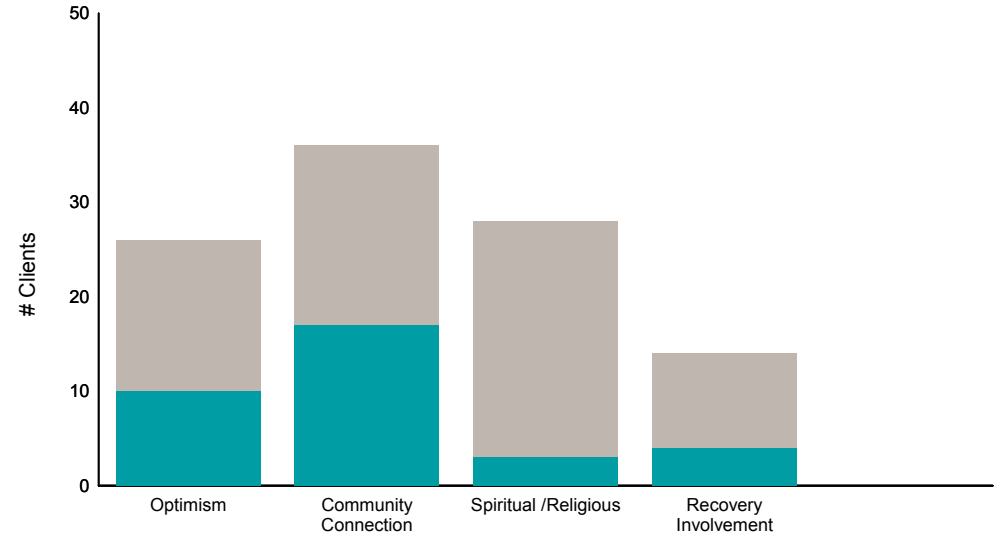
This report looks at current ANSAs to see how many clients improved on items rated 2 or 3 from the prior ANSA.

Num of episodes w/ min. 2 ANSAs: 46 Average days between ANSAs: 65.2 % clients improved on min. 30% of actionable items: **67% (= 31/46)**

Behavioral Health Domain

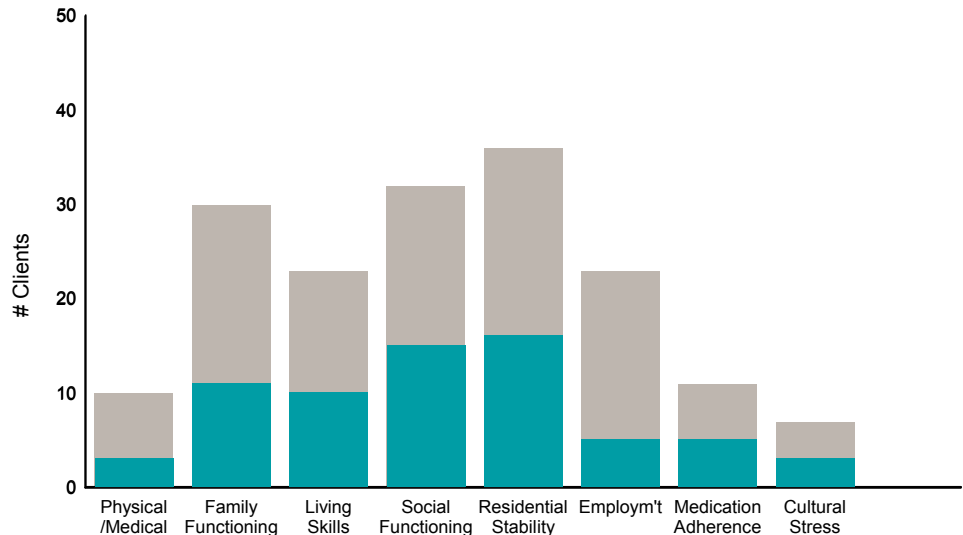


Strengths

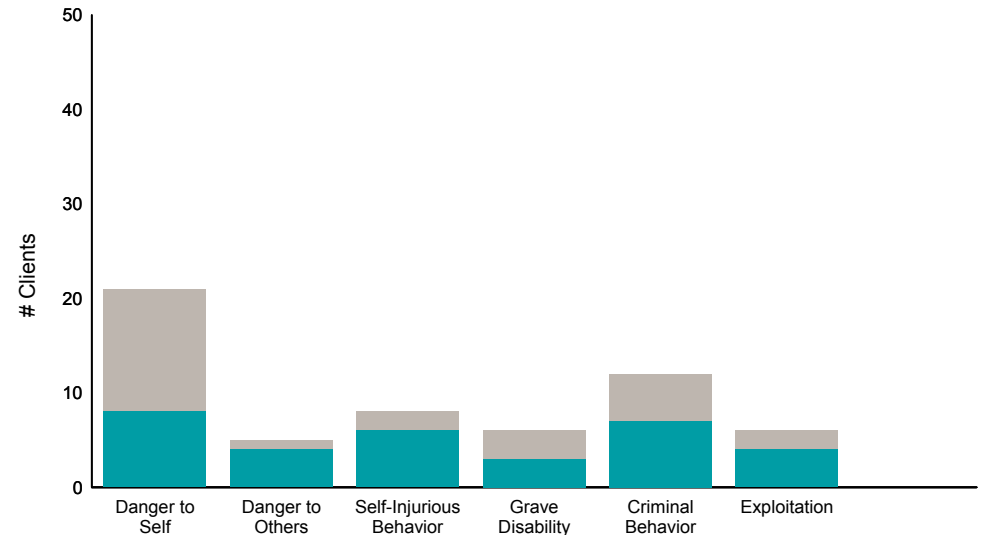


| Item | % improvement |
|------------------------|---------------|
| Psychosis | 26% (6/23) |
| Depression | 44% (16/36) |
| Anxiety | 46% (16/35) |
| Adjustment to Trauma | 39% (11/28) |
| Impulse Control | 41% (13/32) |
| Interpersonal Problems | 58% (7/12) |
| Substance Use | 39% (13/33) |
| Optimism | 38% (10/26) |
| Community Connection | 47% (17/36) |
| Spiritual /Religious | 11% (3/28) |
| Recovery Involvement | 29% (4/14) |

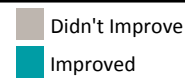
Life Domain Functioning



Risk Behaviors



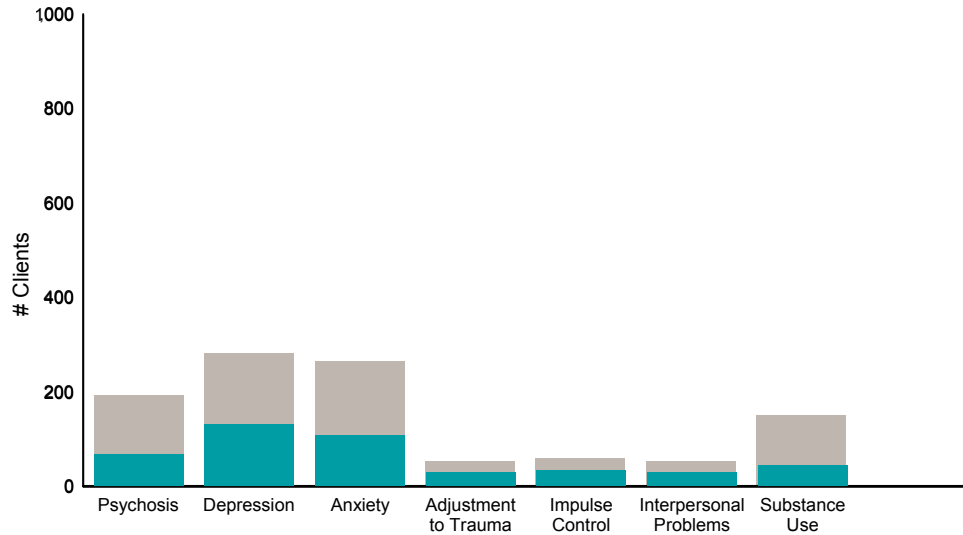
| Item | % improvement |
|-------------------------|---------------|
| Physical /Medical | 30% (3/10) |
| Family Functioning | 37% (11/30) |
| Living Skills | 43% (10/23) |
| Social Functioning | 47% (15/32) |
| Residential Stability | 44% (16/36) |
| Employ'm't | 22% (5/23) |
| Medication Adherence | 45% (5/11) |
| Cultural Stress | 43% (3/7) |
| Danger to Self | 38% (8/21) |
| Danger to Others | 80% (4/5) |
| Self-Injurious Behavior | 75% (6/8) |
| Grave Disability | 50% (3/6) |
| Criminal Behavior | 58% (7/12) |
| Exploitation | 67% (4/6) |



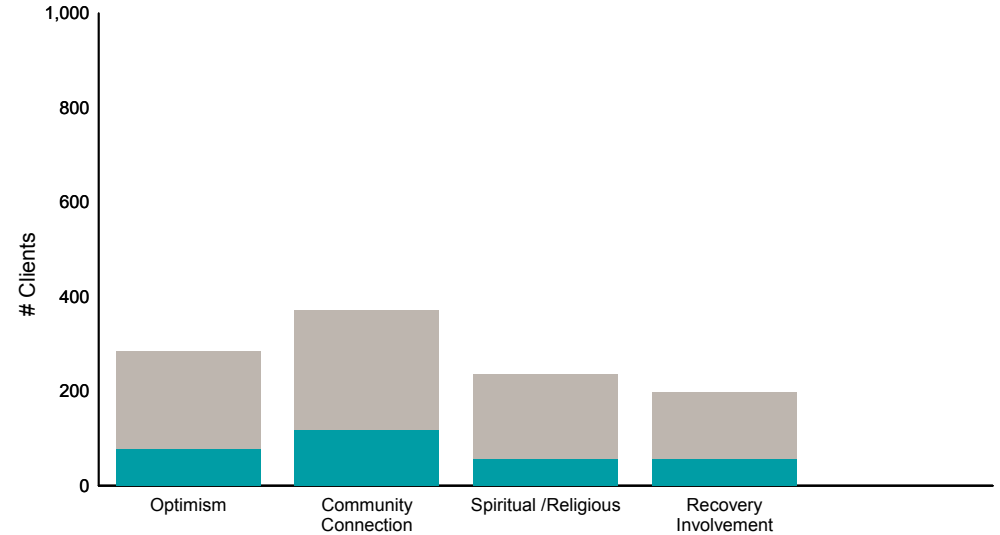
This report looks at current ANSAs to see how many clients improved on items rated 2 or 3 from the prior ANSA.

Num of episodes w/ min. 2 ANSAs: 828 Average days between ANSAs: 337.7 % clients improved on min. 30% of actionable items: **54% (= 376/702)**

Behavioral Health Domain

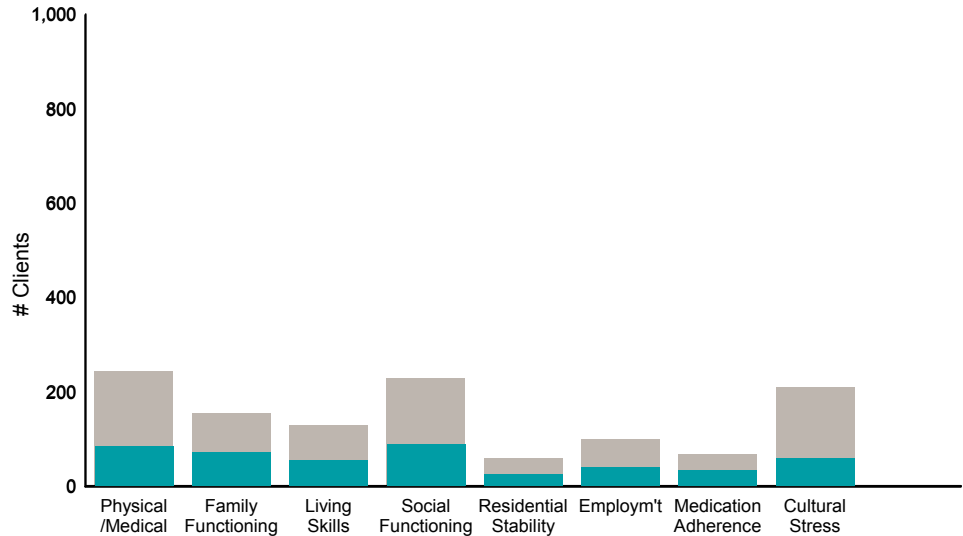


Strengths



| Item | % improvement |
|------------------------|---------------|
| Psychosis | 34% |
| Depression | 46% |
| Anxiety | 40% |
| Adjustment to Trauma | 55% |
| Impulse Control | 54% |
| Interpersonal Problems | 52% |
| Substance Use | 29% |
| Optimism | 27% |
| Community Connection | 32% |
| Spiritual /Religious | 24% |
| Recovery Involvement | 29% |

Life Domain Functioning



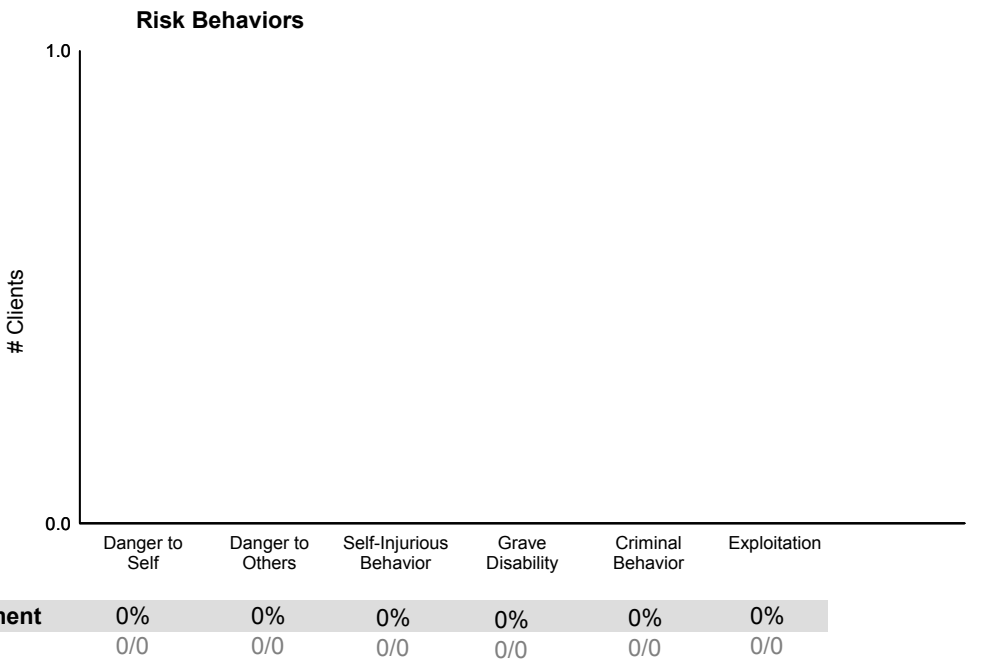
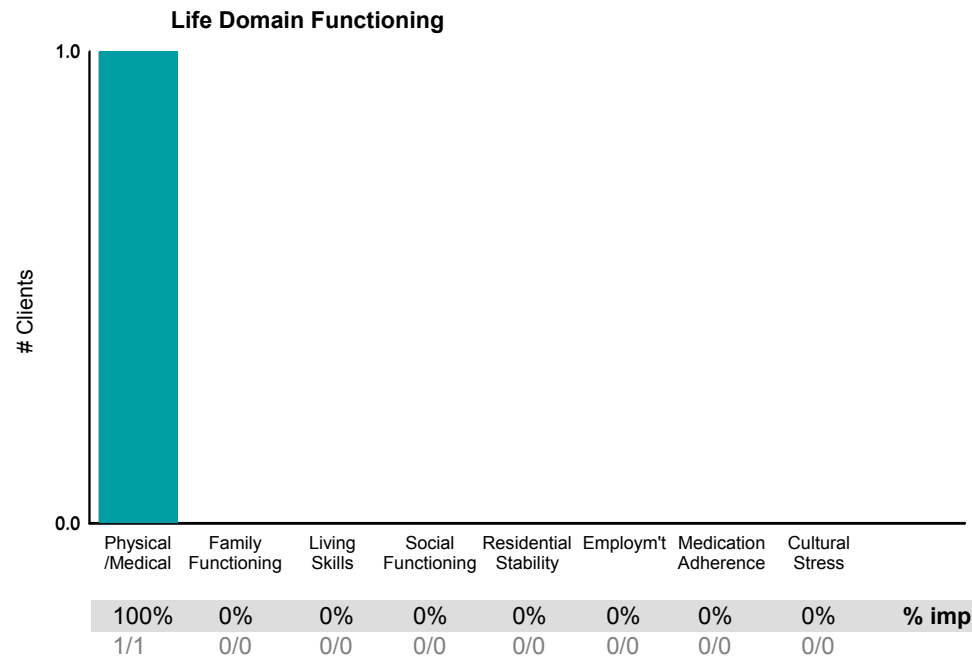
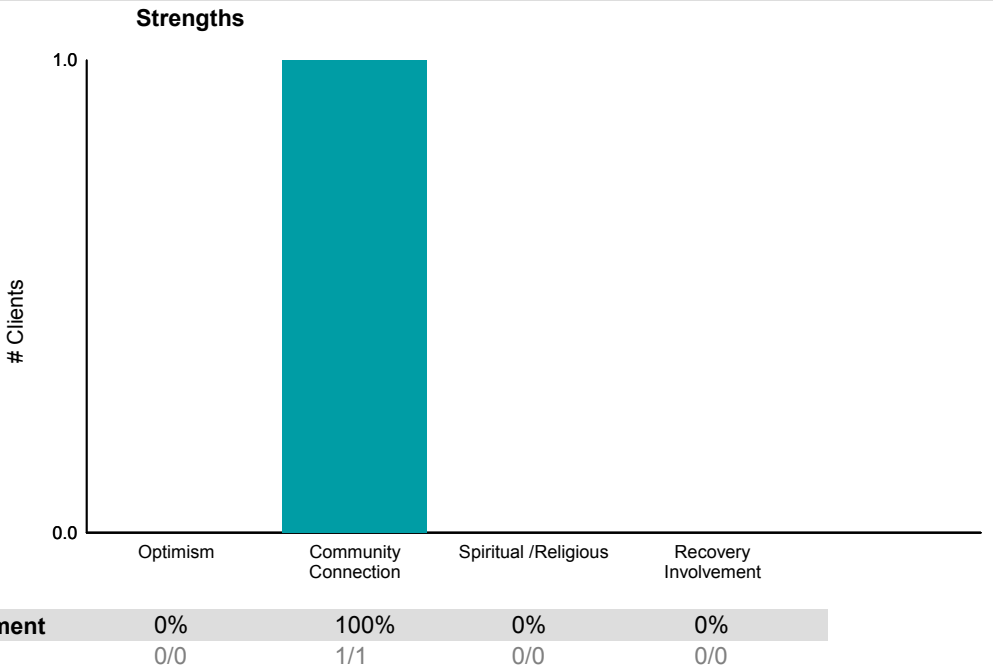
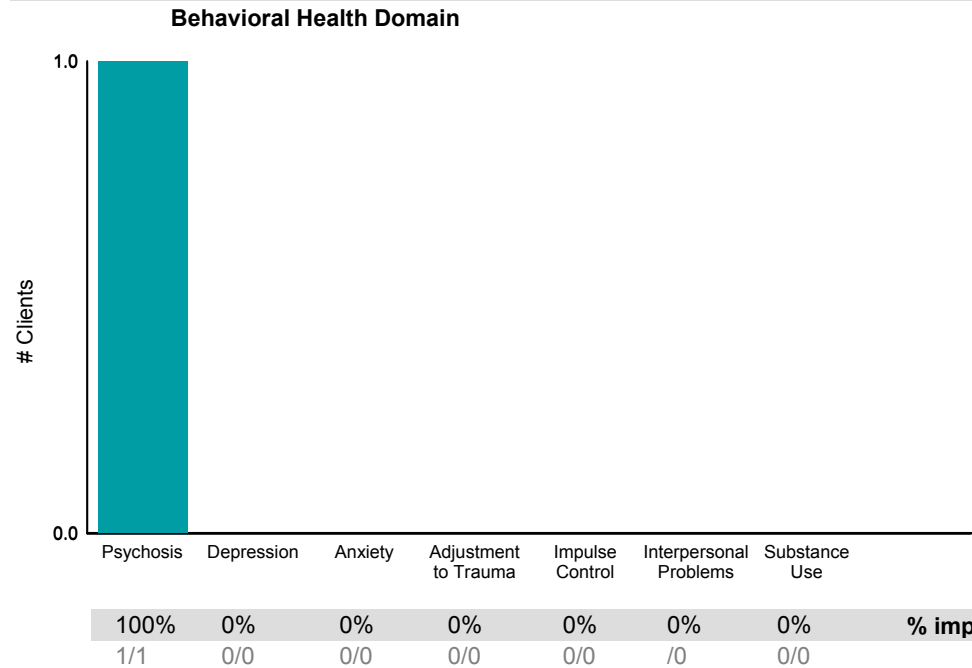
Risk Behaviors



| Item | % improvement |
|-------------------------|---------------|
| Physical /Medical | 34% |
| Family Functioning | 46% |
| Living Skills | 41% |
| Social Functioning | 38% |
| Residential Stability | 42% |
| Employ'm't | 39% |
| Medication Adherence | 46% |
| Cultural Stress | 28% |
| Danger to Self | 82% |
| Danger to Others | 75% |
| Self-Injurious Behavior | 75% |
| Grave Disability | 71% |
| Criminal Behavior | 67% |
| Exploitation | 25% |

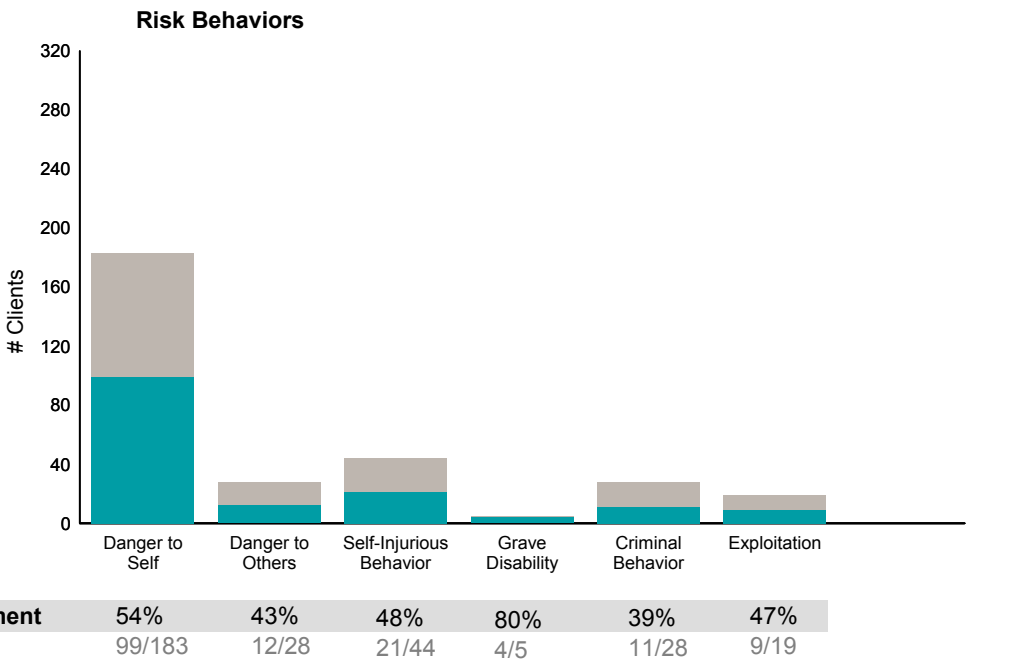
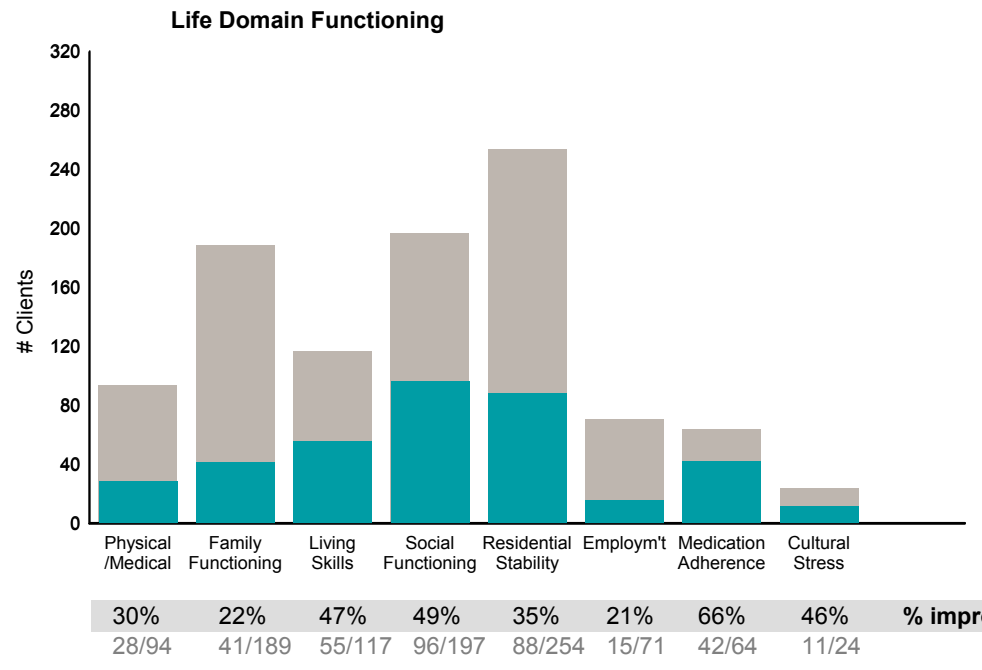
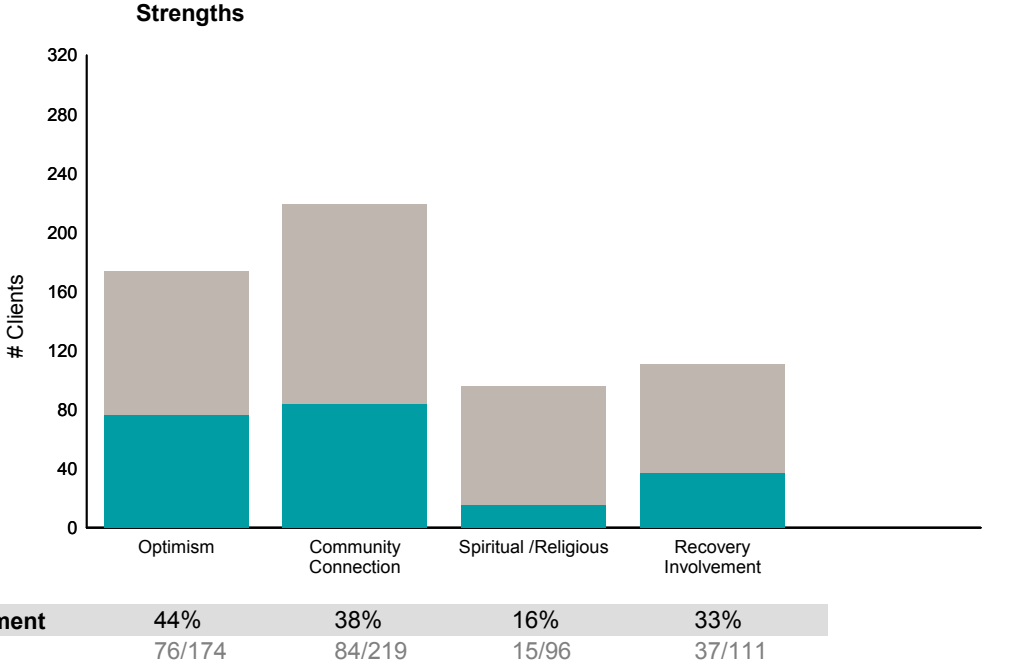
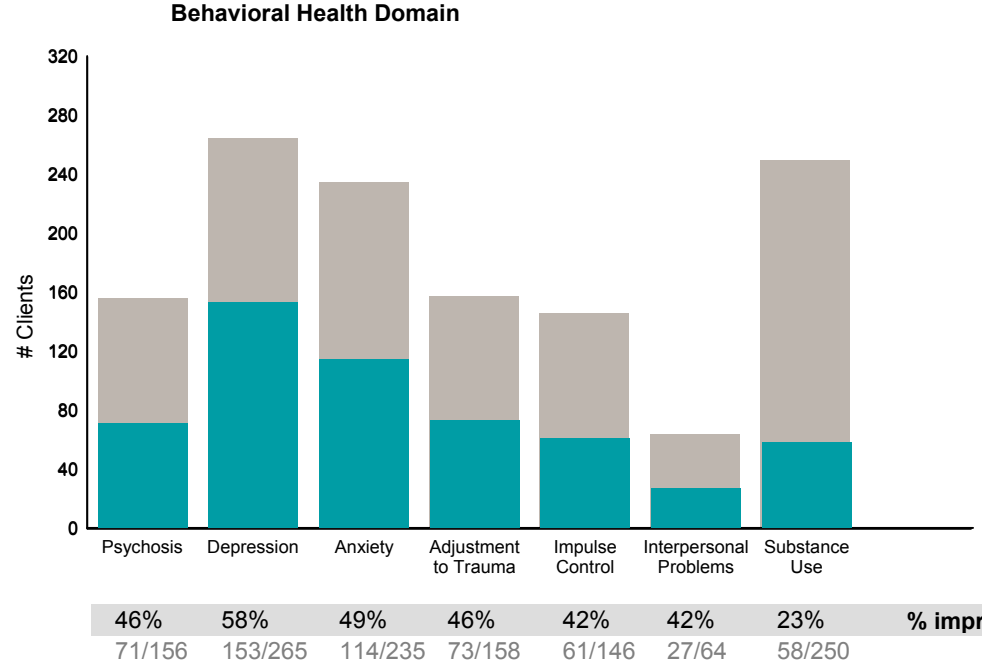
Didn't Improve
 Improved
 This report looks at current ANSAs to see how many clients improved on items rated 2 or 3 from the prior ANSA.

Num of episodes w/ min. 2 ANSAs: 1 Average days between ANSAs: 400.0 % clients improved on min. 30% of actionable items: **100% (= 1/1)**



Didn't Improve
 Improved
 This report looks at current ANSAs to see how many clients improved on items rated 2 or 3 from the prior ANSA.

Num of episodes w/ min. 2 ANSAs: 293 Average days between ANSAs: 34.2 % clients improved on min. 30% of actionable items: **62% (= 183/293)**

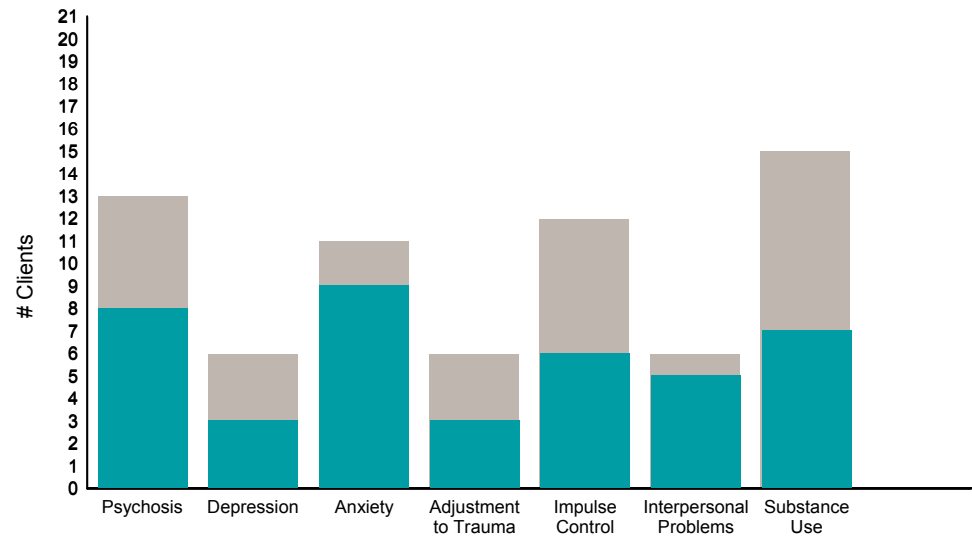


Dorine Loso House Resid and Day Tx (38GH1, 38GH2, EPISODE)

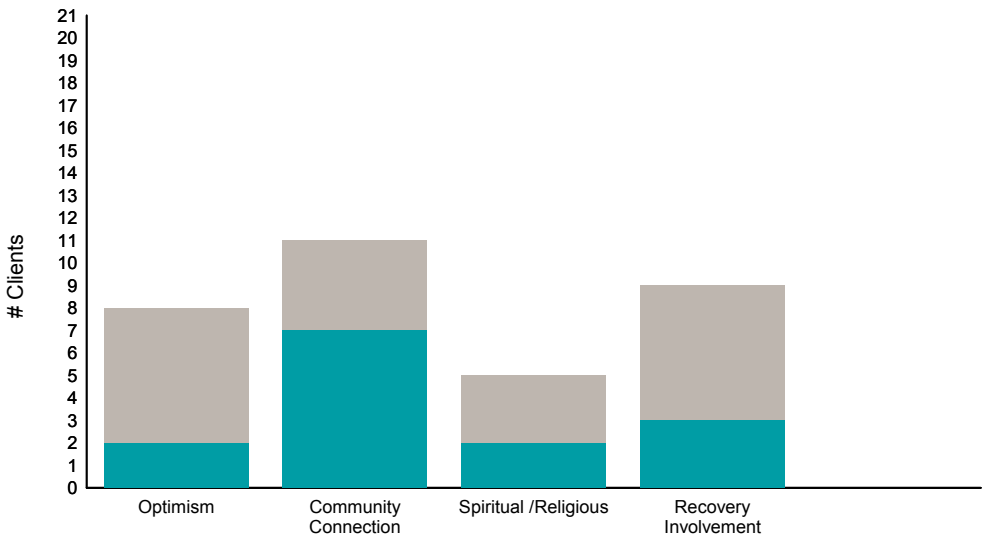
Didn't Improve
 Improved
 This report looks at current ANSAs to see how many clients improved on items rated 2 or 3 from the prior ANSA.

Num of episodes w/ min. 2 ANSAs: 21 Average days between ANSAs: 142.6 % clients improved on min. 30% of actionable items: **71% (= 15/21)**

Behavioral Health Domain

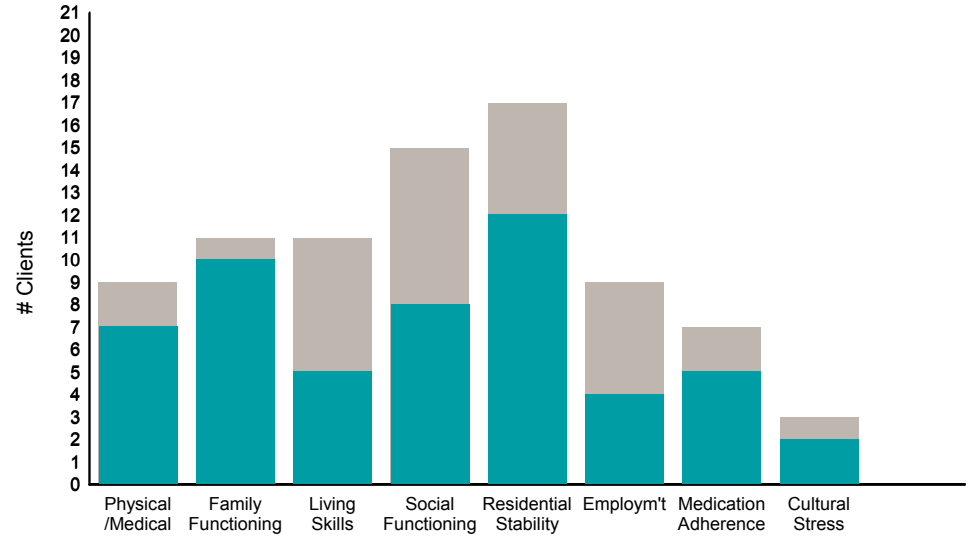


Strengths

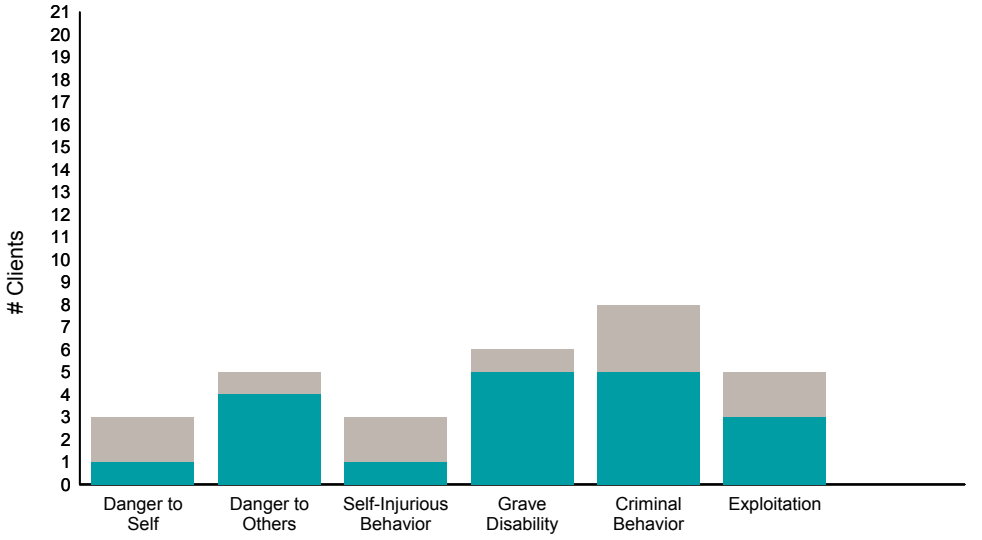


| Item | % improvement |
|------------------------|---------------|
| Psychosis | 62% (8/13) |
| Depression | 50% (3/6) |
| Anxiety | 82% (9/11) |
| Adjustment to Trauma | 50% (3/6) |
| Impulse Control | 50% (6/12) |
| Interpersonal Problems | 83% (5/6) |
| Substance Use | 47% (7/15) |
| Optimism | 25% (2/8) |
| Community Connection | 64% (7/11) |
| Spiritual /Religious | 40% (2/5) |
| Recovery Involvement | 33% (3/9) |

Life Domain Functioning



Risk Behaviors



| Item | % improvement |
|-------------------------|---------------|
| Physical /Medical | 78% (7/9) |
| Family Functioning | 91% (10/11) |
| Living Skills | 45% (5/11) |
| Social Functioning | 53% (8/15) |
| Residential Stability | 71% (12/17) |
| Employm't | 44% (4/9) |
| Medication Adherence | 71% (5/7) |
| Cultural Stress | 67% (2/3) |
| Danger to Self | 33% (1/3) |
| Danger to Others | 80% (4/5) |
| Self-Injurious Behavior | 33% (1/3) |
| Grave Disability | 83% (5/6) |
| Criminal Behavior | 63% (5/8) |
| Exploitation | 60% (3/5) |

This report reflects data from 7/1/2017 - 6/30/2018

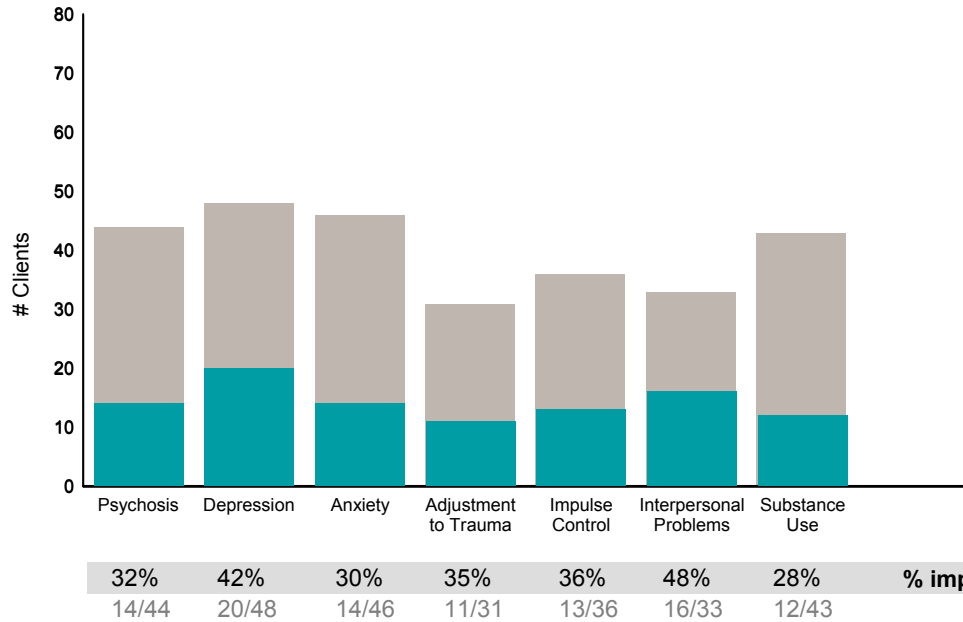


■ Didn't Improve
■ Improved

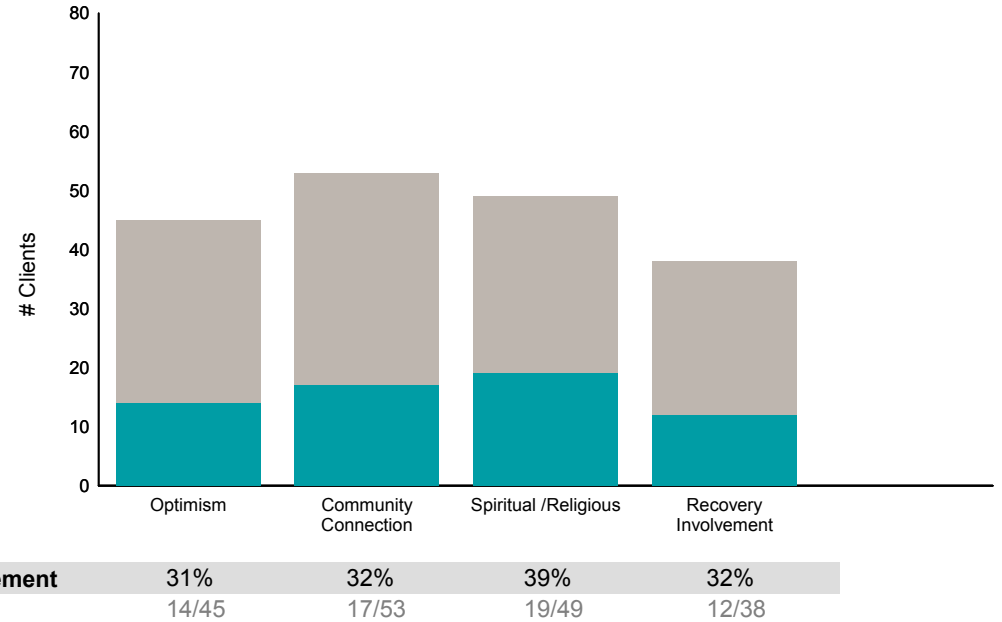
This report looks at current ANSAs to see how many clients improved on items rated 2 or 3 from the prior ANSA.

Num of episodes w/ min. 2 ANSAs: 76 Average days between ANSAs: 329.7 % clients improved on min. 30% of actionable items: **59% (= 44/74)**

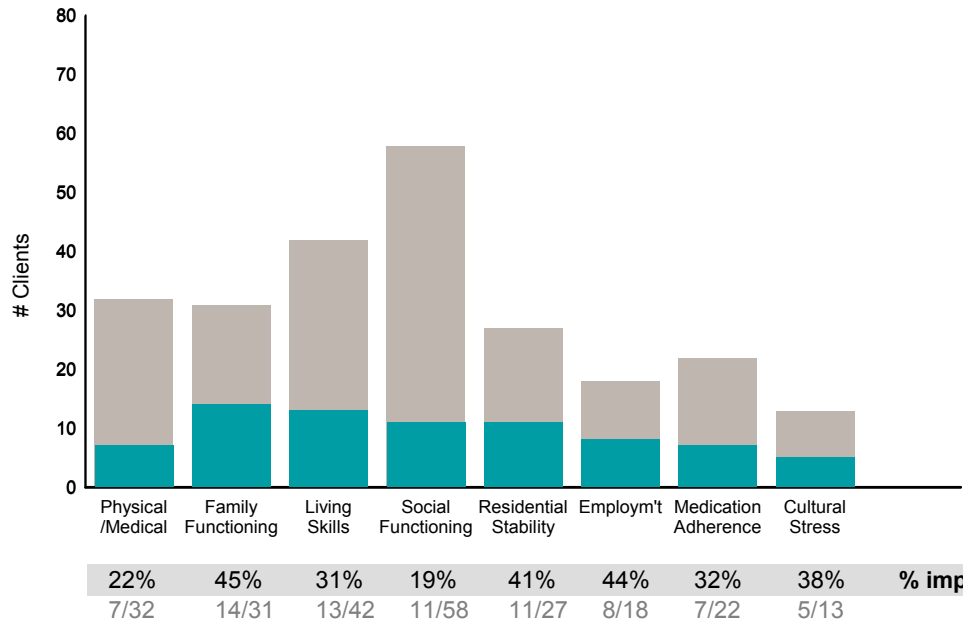
Behavioral Health Domain



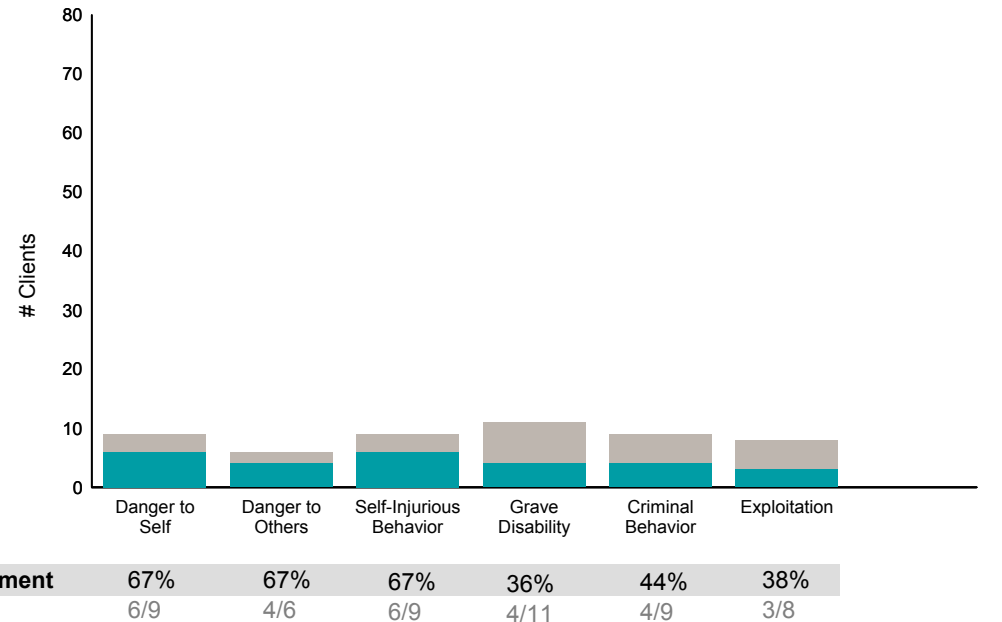
Strengths

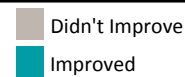


Life Domain Functioning



Risk Behaviors

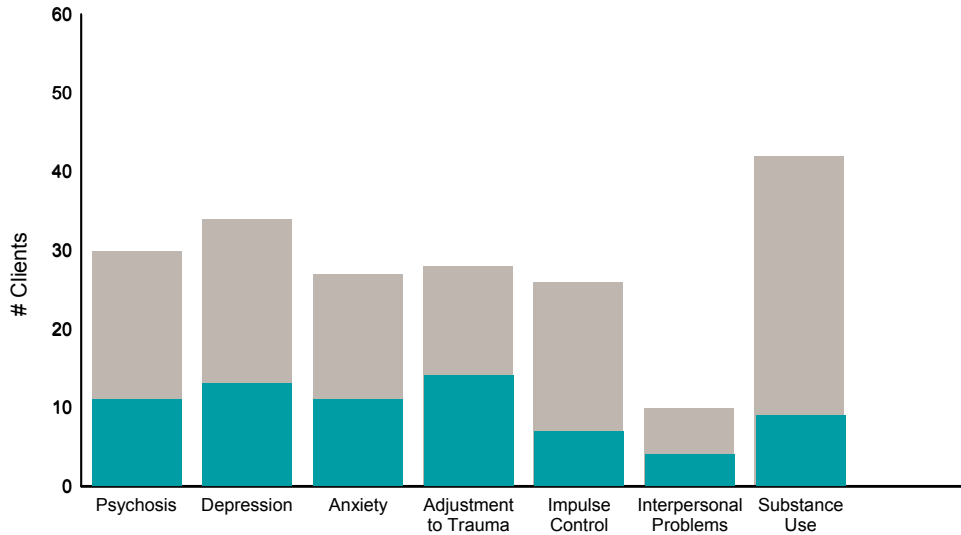




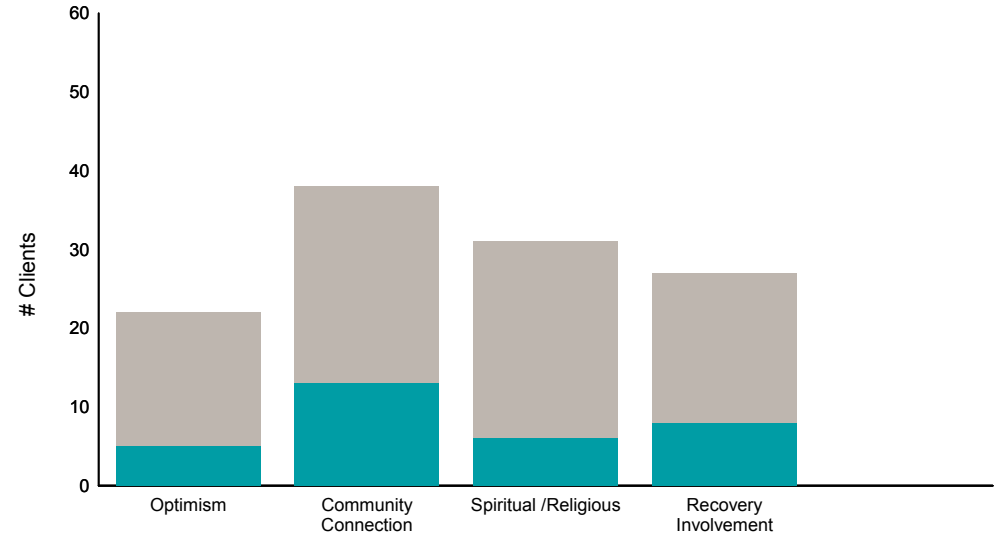
This report looks at current ANSAs to see how many clients improved on items rated 2 or 3 from the prior ANSA.

Num of episodes w/ min. 2 ANSAs: 60 Average days between ANSAs: 319.0 % clients improved on min. 30% of actionable items: **54% (= 32/59)**

Behavioral Health Domain

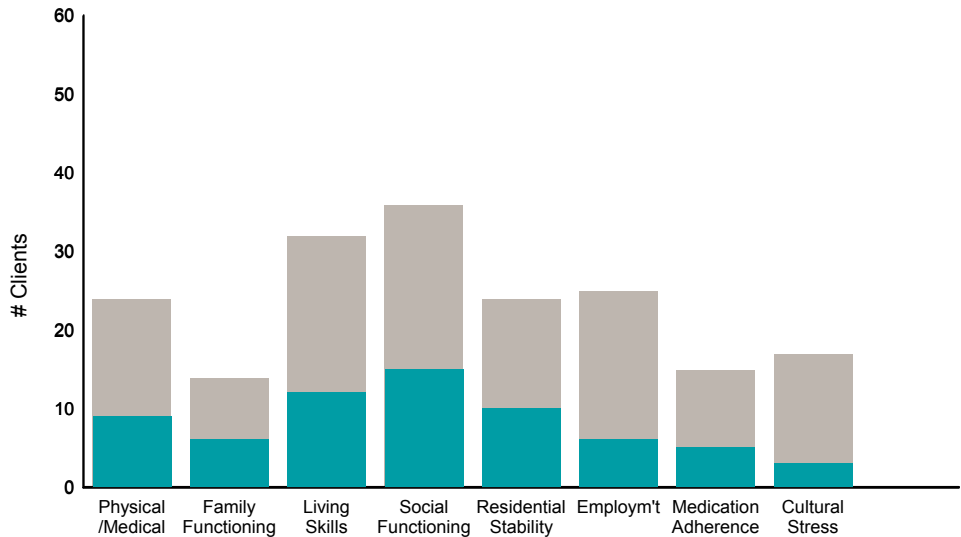


Strengths

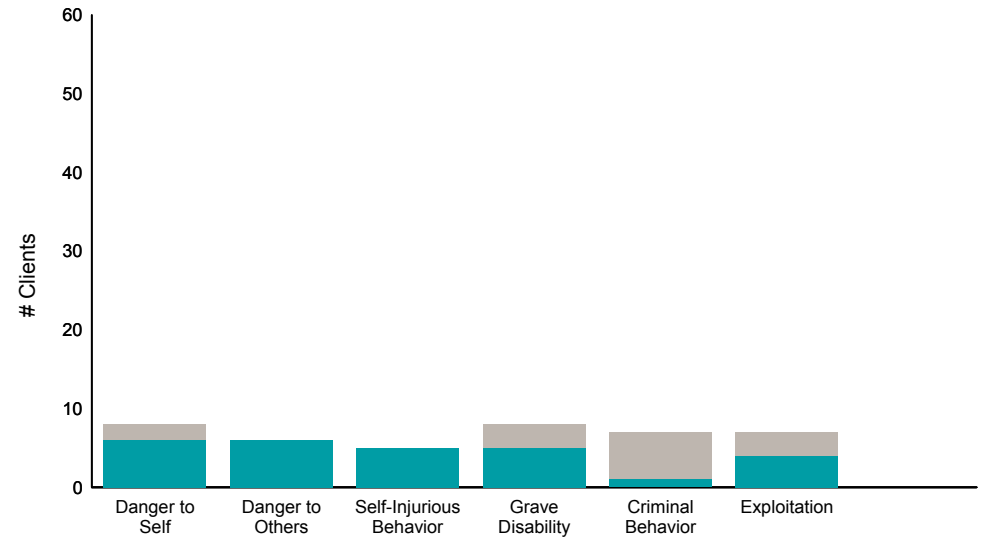


| Item | % improvement |
|------------------------|---------------|
| Psychosis | 37% (11/30) |
| Depression | 38% (13/34) |
| Anxiety | 41% (11/27) |
| Adjustment to Trauma | 50% (14/28) |
| Impulse Control | 27% (7/26) |
| Interpersonal Problems | 40% (4/10) |
| Substance Use | 21% (9/42) |
| Optimism | 23% (5/22) |
| Community Connection | 34% (13/38) |
| Spiritual /Religious | 19% (6/31) |
| Recovery Involvement | 30% (8/27) |

Life Domain Functioning



Risk Behaviors

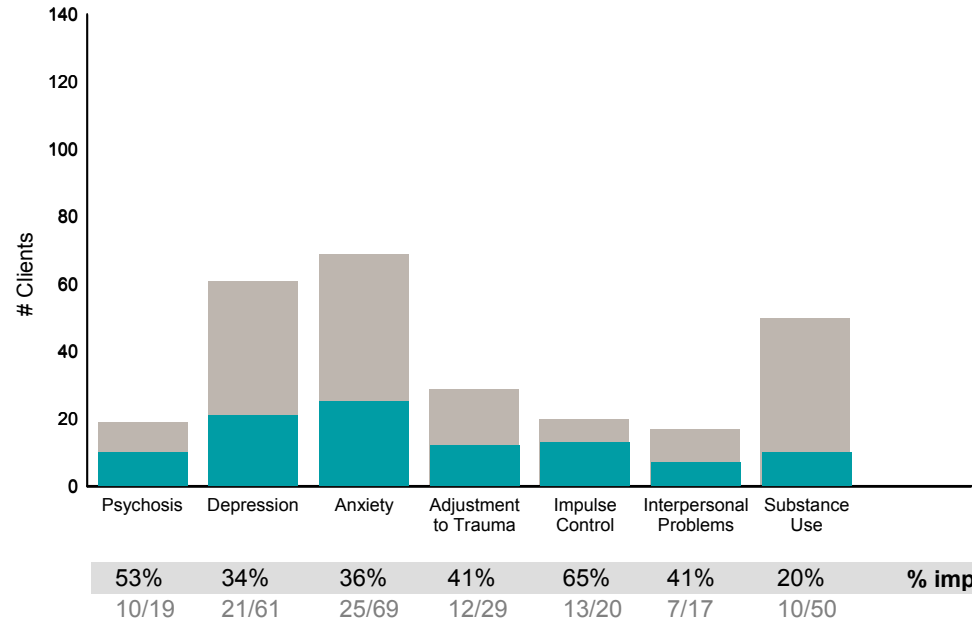


| Item | % improvement |
|-------------------------|---------------|
| Physical /Medical | 38% (9/24) |
| Family Functioning | 43% (6/14) |
| Living Skills | 38% (12/32) |
| Social Functioning | 42% (15/36) |
| Residential Stability | 42% (10/24) |
| Employ'm't | 24% (6/25) |
| Medication Adherence | 33% (5/15) |
| Cultural Stress | 18% (3/17) |
| Danger to Self | 75% (6/8) |
| Danger to Others | 100% (6/6) |
| Self-Injurious Behavior | 100% (5/5) |
| Grave Disability | 63% (5/8) |
| Criminal Behavior | 14% (1/7) |
| Exploitation | 57% (4/7) |

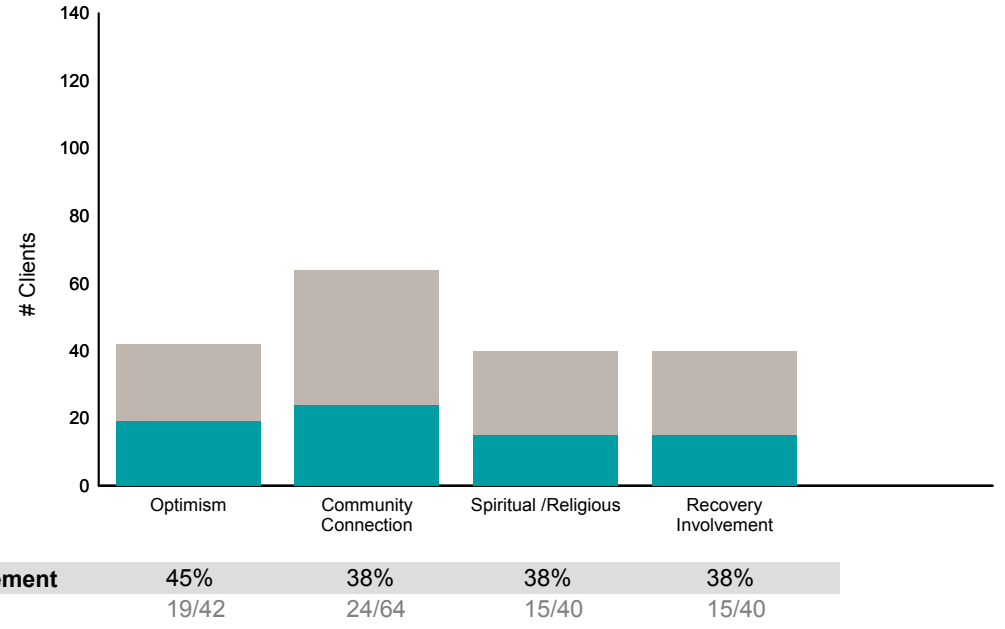
Didn't Improve
 Improved
 This report looks at current ANSAs to see how many clients improved on items rated 2 or 3 from the prior ANSA.

Num of episodes w/ min. 2 ANSAs: 121 Average days between ANSAs: 321.7 % clients improved on min. 30% of actionable items: **62% (= 73/117)**

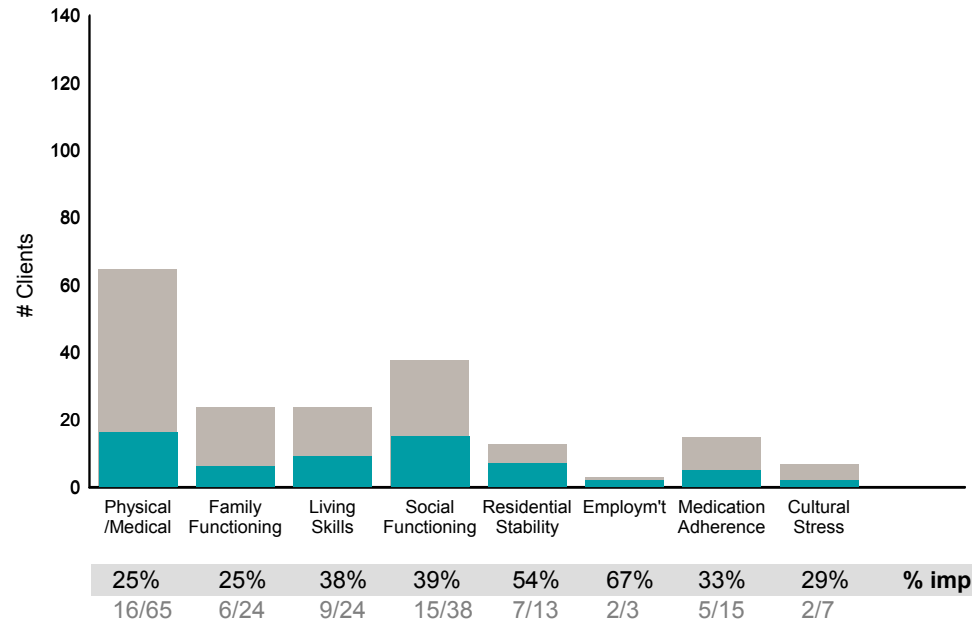
Behavioral Health Domain



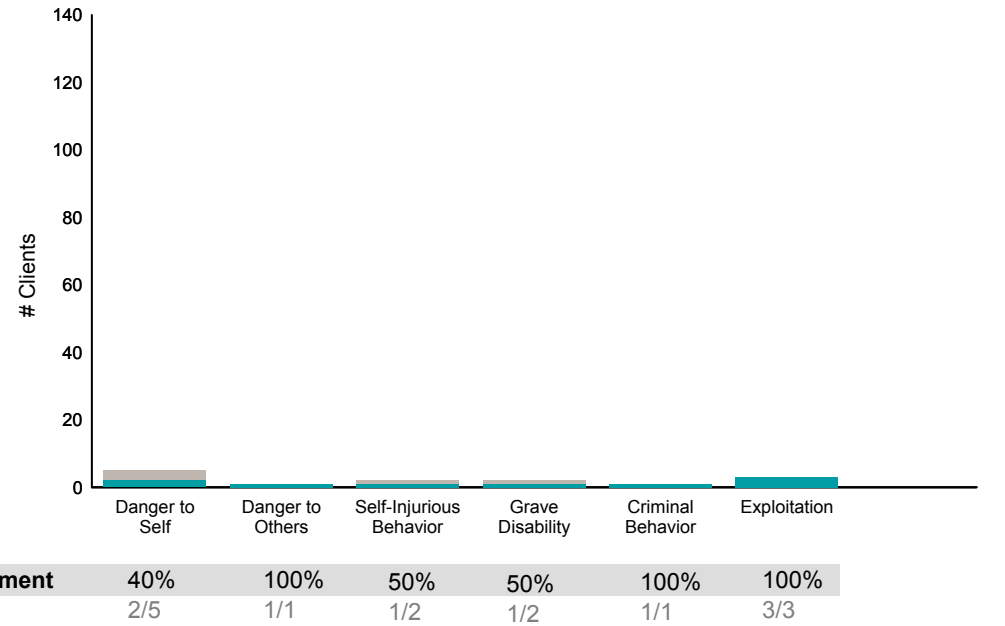
Strengths



Life Domain Functioning



Risk Behaviors



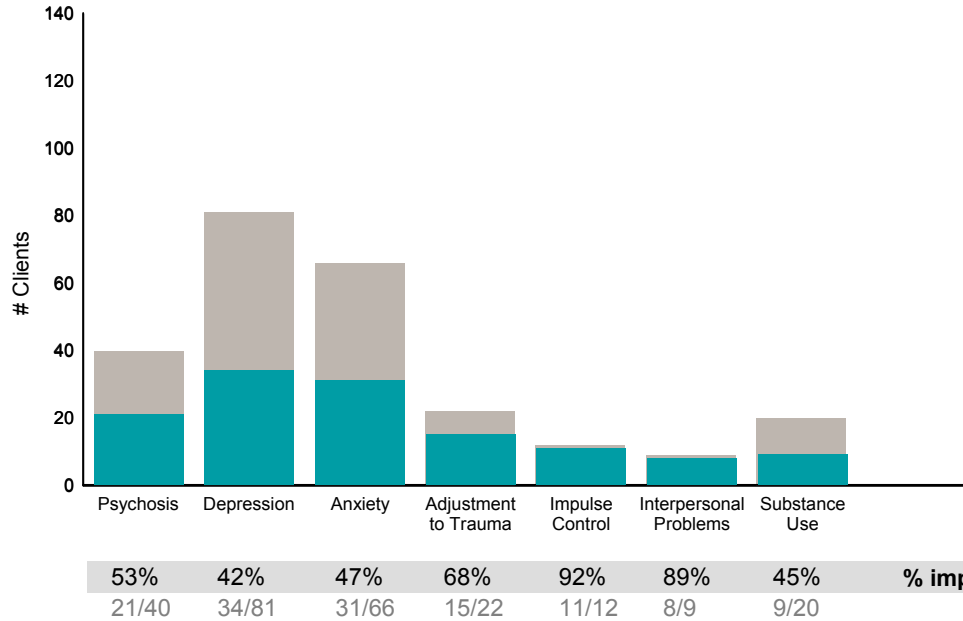
FY17-18 Q1-4 Objective A.2 ANSA Outcomes Item-Level Report
FSA Geriatric Services-West OP (89903)

Didn't Improve
 Improved

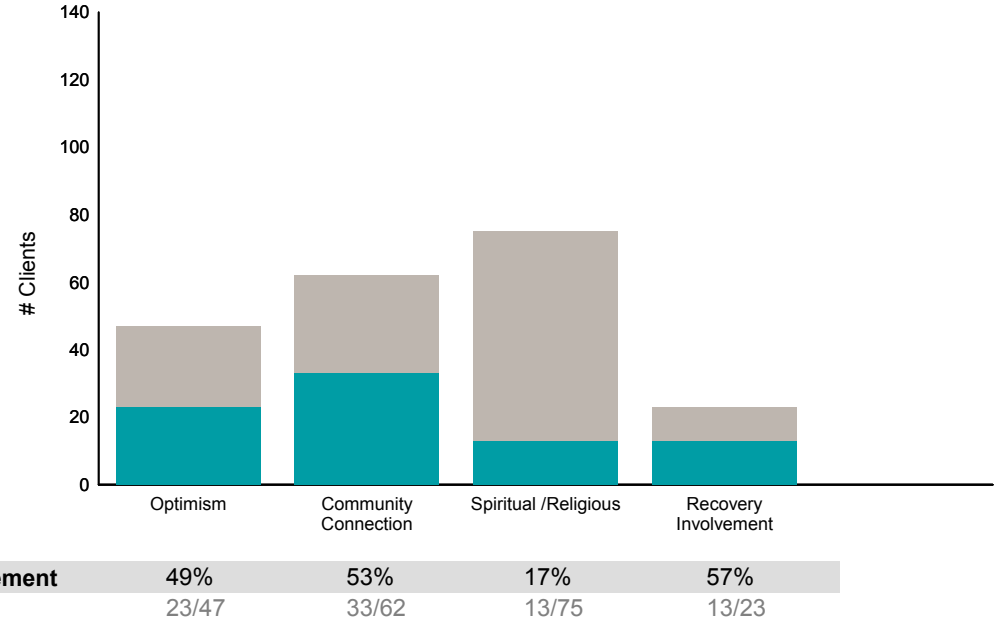
This report looks at current ANSAs to see how many clients improved on items rated 2 or 3 from the prior ANSA.

Num of episodes w/ min. 2 ANSAs: 125 Average days between ANSAs: 322.9 % clients improved on min. 30% of actionable items: **69% (= 86/125)**

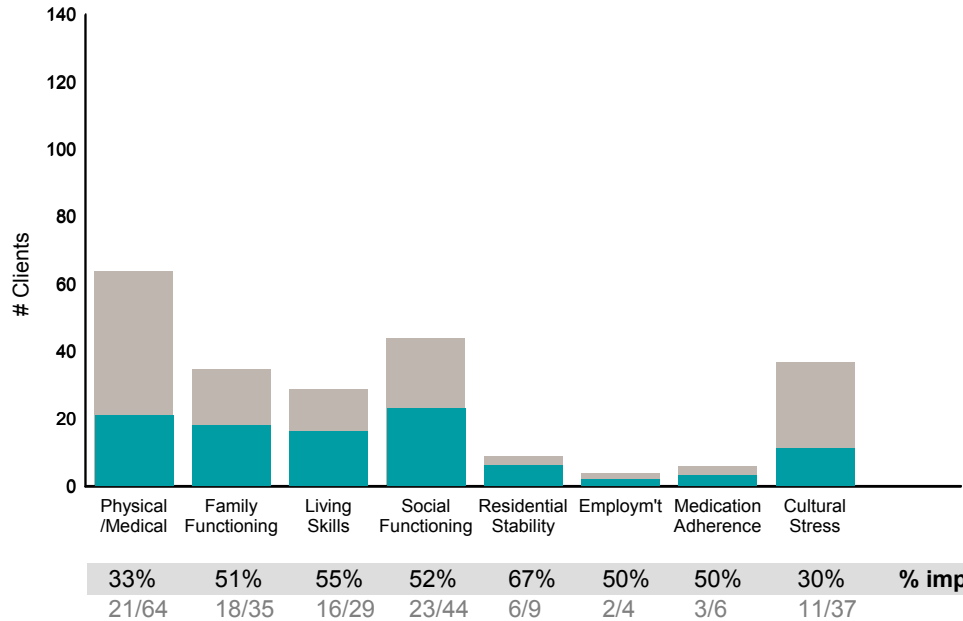
Behavioral Health Domain



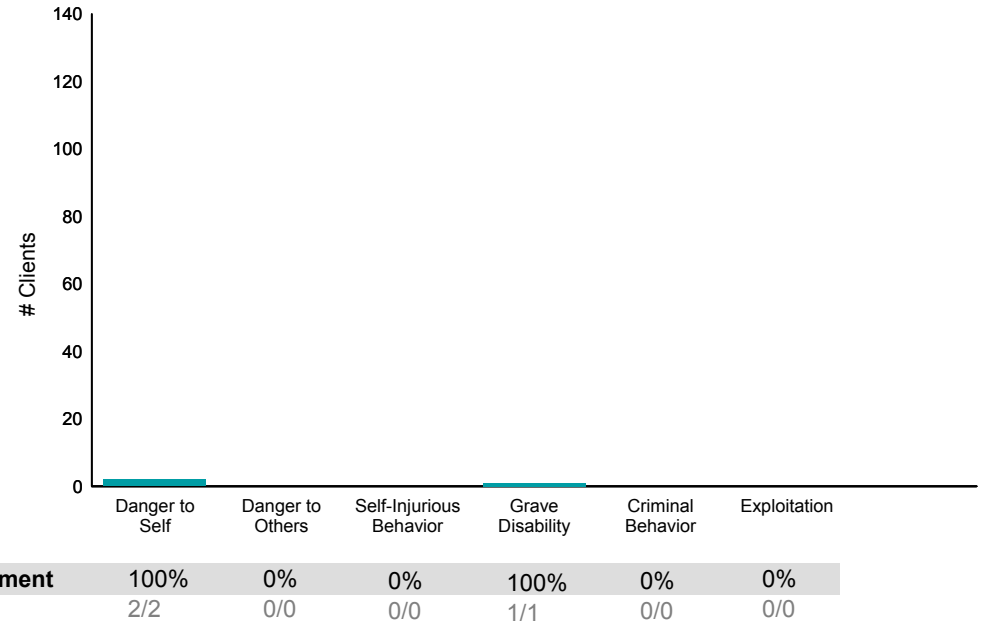
Strengths



Life Domain Functioning



Risk Behaviors



This report reflects data from 7/1/2017 - 6/30/2018

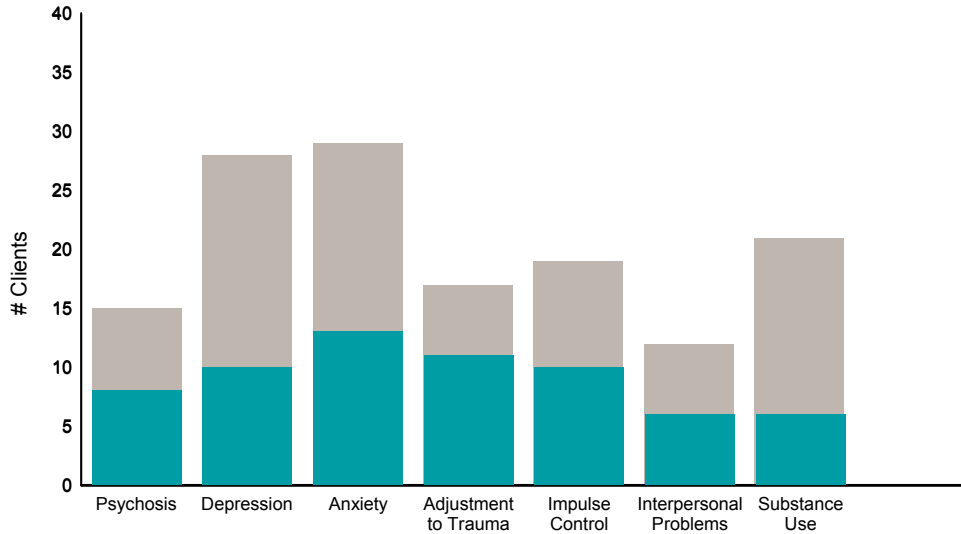
FY17-18 Q1-4 Objective A.2 ANSA Outcomes Item-Level Report
FSA Older Adult INT Case MGM (382213)

Didn't Improve
 Improved

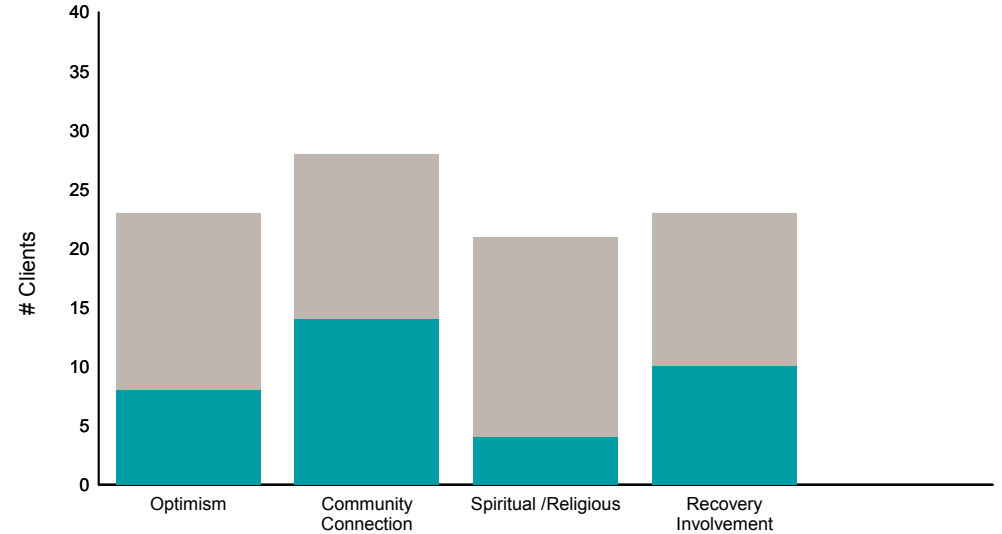
This report looks at current ANSAs to see how many clients improved on items rated 2 or 3 from the prior ANSA.

Num of episodes w/ min. 2 ANSAs: 38 Average days between ANSAs: 298.7 % clients improved on min. 30% of actionable items: **71% (= 27/38)**

Behavioral Health Domain

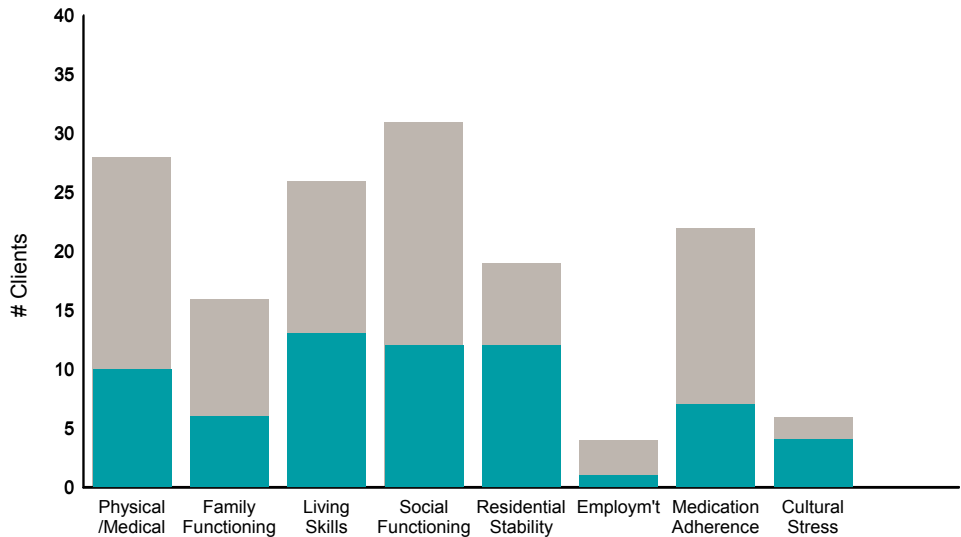


Strengths

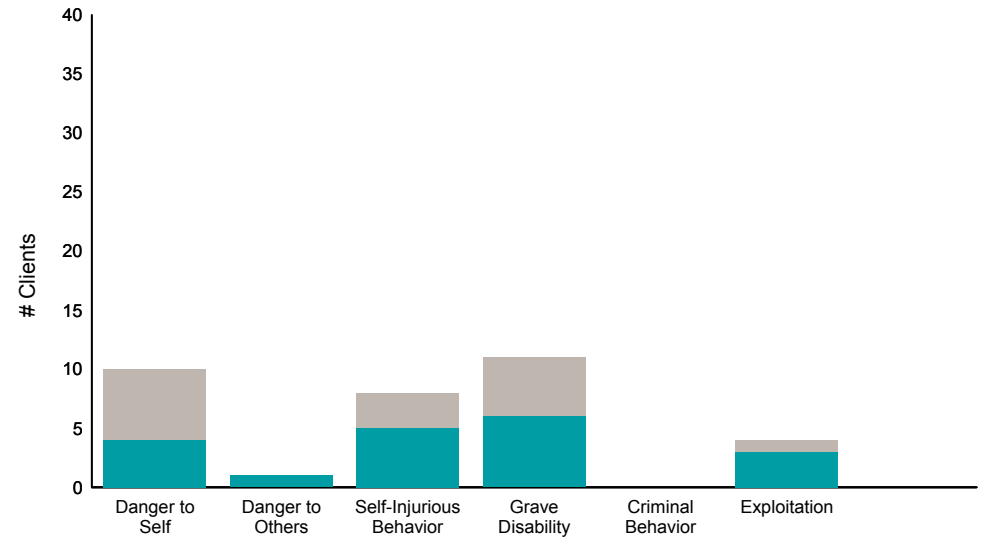


| Item | % improvement | Item | % improvement |
|------------------------|---------------|----------------------|---------------|
| Psychosis | 53% (8/15) | Optimism | 35% (8/23) |
| Depression | 36% (10/28) | Community Connection | 50% (14/28) |
| Anxiety | 45% (13/29) | Spiritual /Religious | 19% (4/21) |
| Adjustment to Trauma | 65% (11/17) | Recovery Involvement | 43% (10/23) |
| Impulse Control | 53% (10/19) | | |
| Interpersonal Problems | 50% (6/12) | | |
| Substance Use | 29% (6/21) | | |

Life Domain Functioning



Risk Behaviors



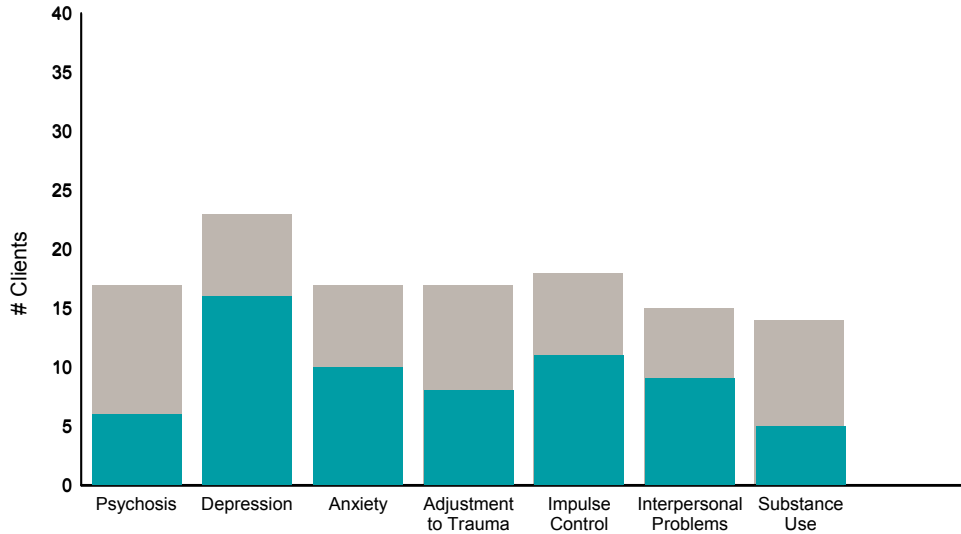
| Item | % improvement | Item | % improvement |
|-----------------------|---------------|-------------------------|---------------|
| Physical /Medical | 36% (10/28) | Danger to Self | 40% (4/10) |
| Family Functioning | 38% (6/16) | Danger to Others | 100% (1/1) |
| Living Skills | 50% (13/26) | Self-Injurious Behavior | 63% (5/8) |
| Social Functioning | 39% (12/31) | Grave Disability | 55% (6/11) |
| Residential Stability | 63% (12/19) | Criminal Behavior | 0% (0/0) |
| Employ'm't | 25% (1/4) | Exploitation | 75% (3/4) |
| Medication Adherence | 32% (7/22) | | |
| Cultural Stress | 67% (4/6) | | |

Didn't Improve
 Improved

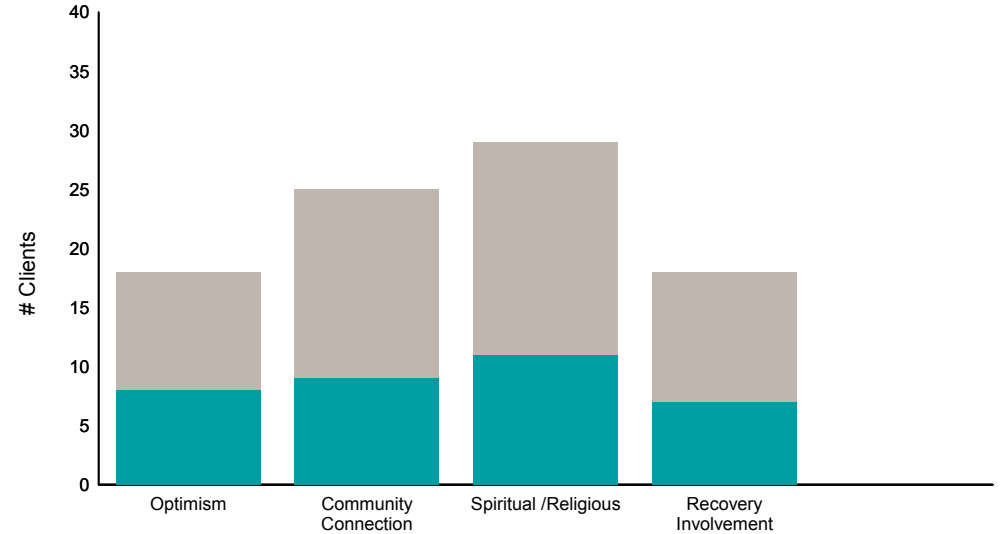
This report looks at current ANSAs to see how many clients improved on items rated 2 or 3 from the prior ANSA.

Num of episodes w/ min. 2 ANSAs: 40 Average days between ANSAs: 322.7 % clients improved on min. 30% of actionable items: **75% (= 30/40)**

Behavioral Health Domain

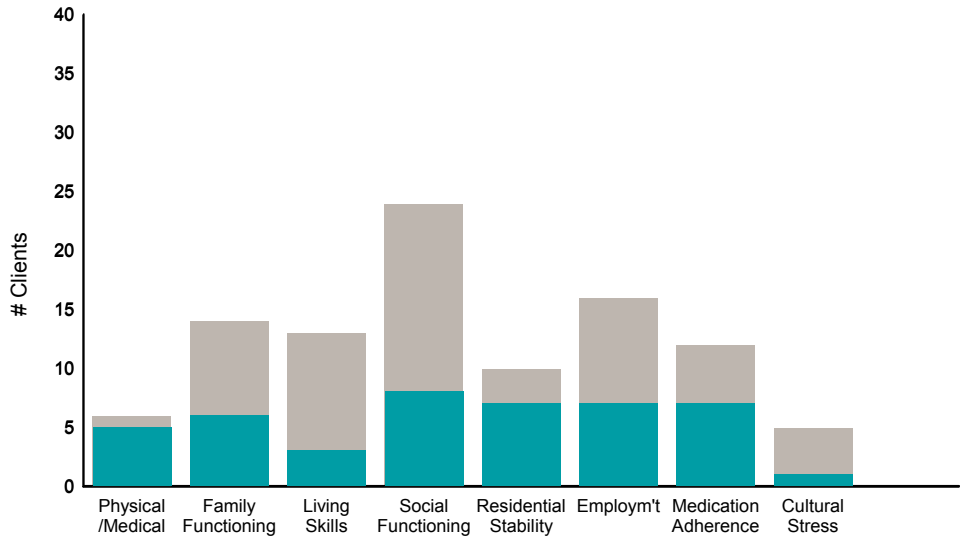


Strengths

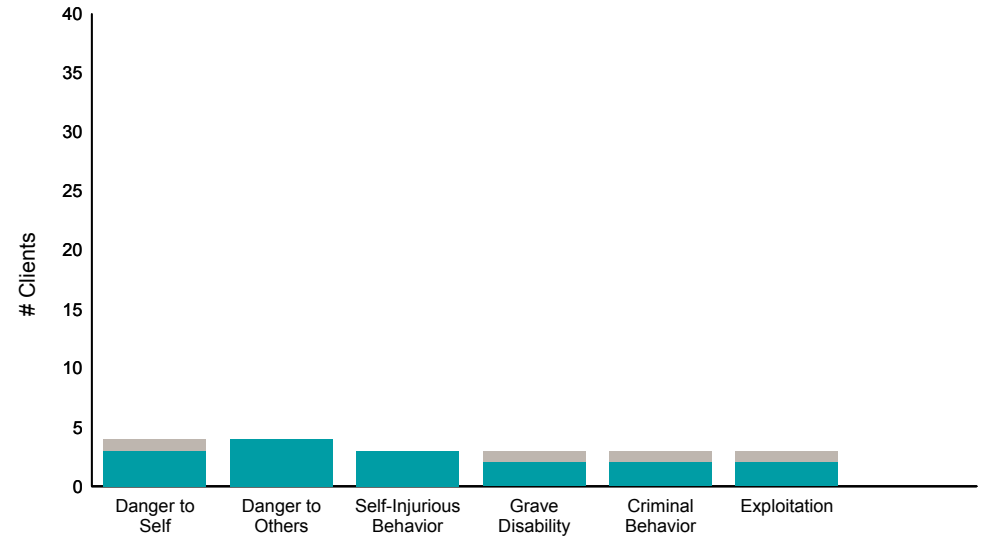


| Item | % improvement | Item | % improvement |
|------------------------|---------------|----------------------|---------------|
| Psychosis | 35% (6/17) | Optimism | 44% (8/18) |
| Depression | 70% (16/23) | Community Connection | 36% (9/25) |
| Anxiety | 59% (10/17) | Spiritual /Religious | 38% (11/29) |
| Adjustment to Trauma | 47% (8/17) | Recovery Involvement | 39% (7/18) |
| Impulse Control | 61% (11/18) | | |
| Interpersonal Problems | 60% (9/15) | | |
| Substance Use | 36% (5/14) | | |

Life Domain Functioning



Risk Behaviors



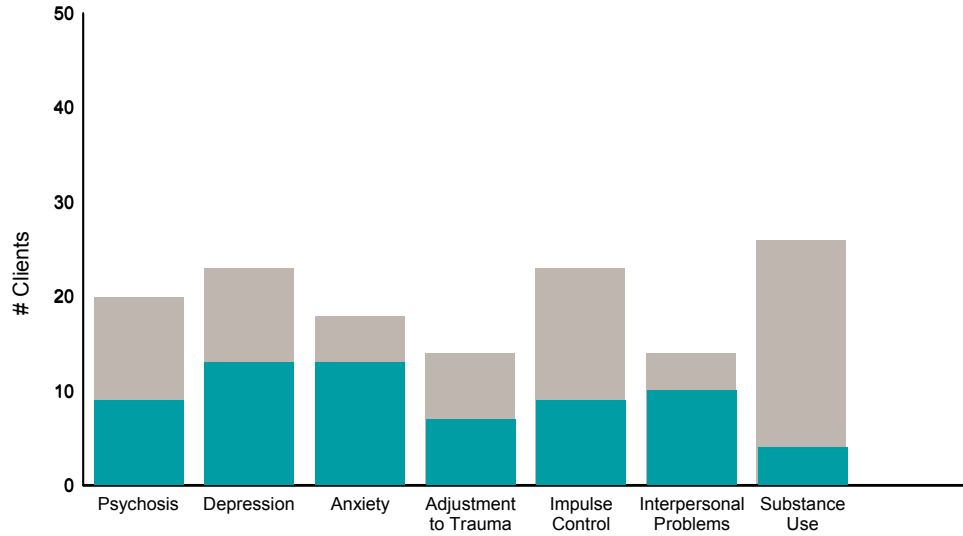
| Item | % improvement | Item | % improvement |
|-----------------------|---------------|-------------------------|---------------|
| Physical /Medical | 83% (5/6) | Danger to Self | 75% (3/4) |
| Family Functioning | 43% (6/14) | Danger to Others | 100% (4/4) |
| Living Skills | 23% (3/13) | Self-Injurious Behavior | 100% (3/3) |
| Social Functioning | 33% (8/24) | Grave Disability | 67% (2/3) |
| Residential Stability | 70% (7/10) | Criminal Behavior | 67% (2/3) |
| Employ'm't | 44% (7/16) | Exploitation | 67% (2/3) |
| Medication Adherence | 58% (7/12) | | |
| Cultural Stress | 20% (1/5) | | |

Didn't Improve
 Improved

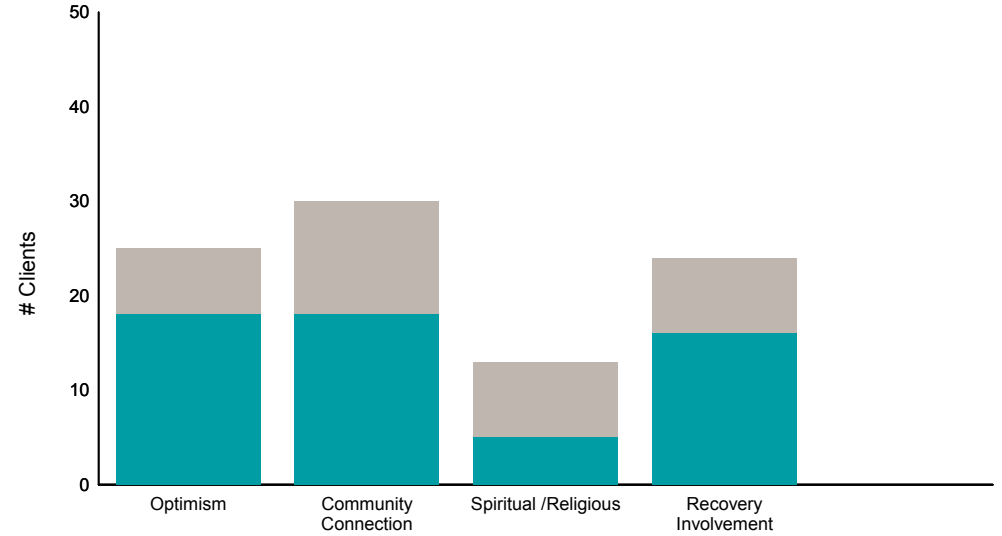
This report looks at current ANSAs to see how many clients improved on items rated 2 or 3 from the prior ANSA.

Num of episodes w/ min. 2 ANSAs: 46 Average days between ANSAs: 302.0 % clients improved on min. 30% of actionable items: **72% (= 33/46)**

Behavioral Health Domain

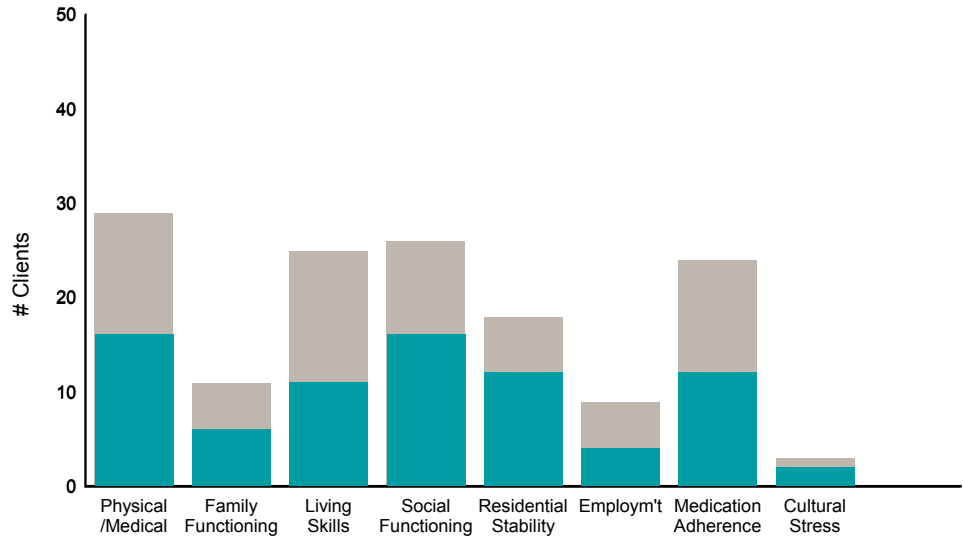


Strengths

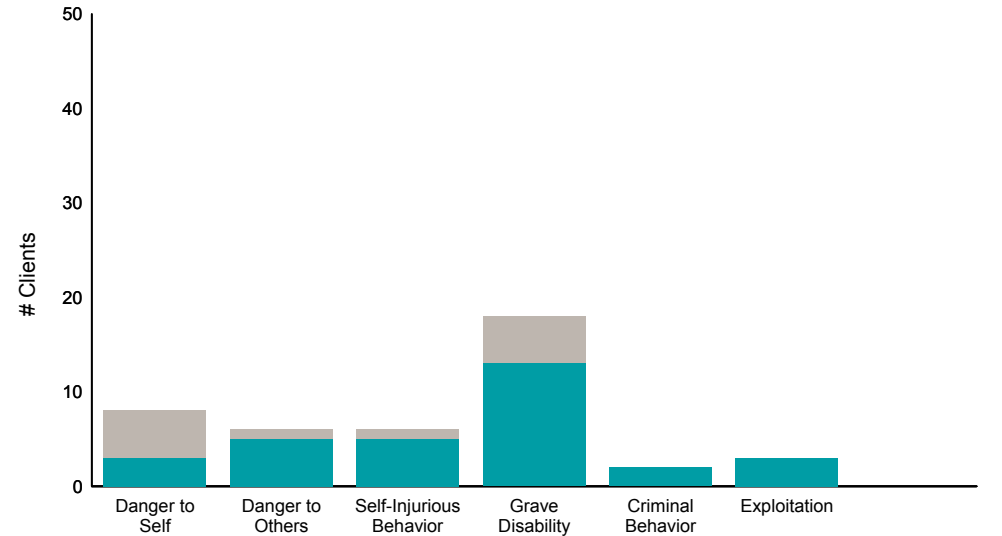


| Item | % improvement |
|------------------------|---------------|
| Psychosis | 45% (9/20) |
| Depression | 57% (13/23) |
| Anxiety | 72% (13/18) |
| Adjustment to Trauma | 50% (7/14) |
| Impulse Control | 39% (9/23) |
| Interpersonal Problems | 71% (10/14) |
| Substance Use | 15% (4/26) |
| Optimism | 72% (18/25) |
| Community Connection | 60% (18/30) |
| Spiritual /Religious | 38% (5/13) |
| Recovery Involvement | 67% (16/24) |

Life Domain Functioning



Risk Behaviors



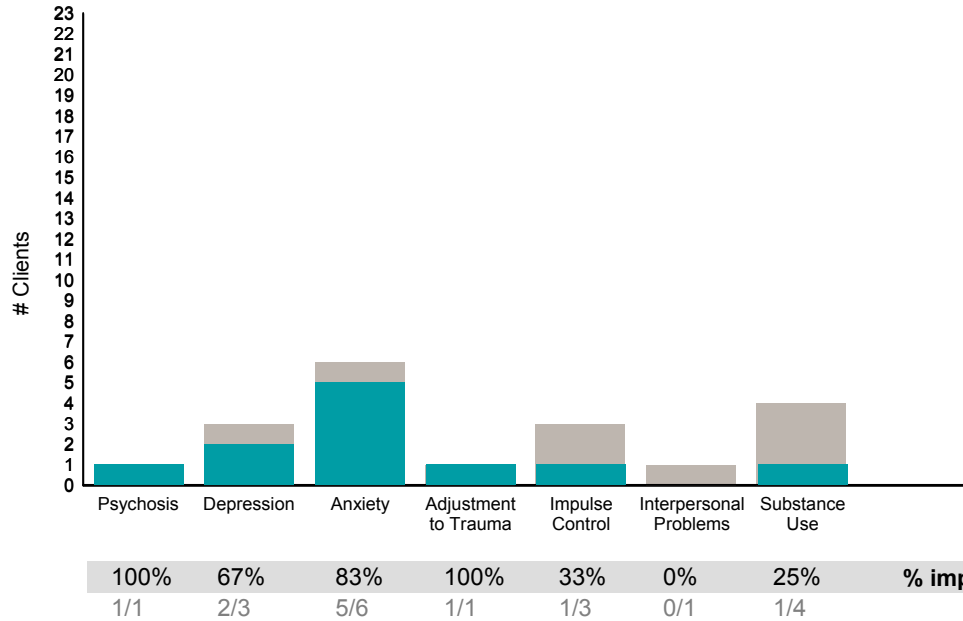
| Item | % improvement |
|-------------------------|---------------|
| Physical /Medical | 55% (16/29) |
| Family Functioning | 55% (6/11) |
| Living Skills | 44% (11/25) |
| Social Functioning | 62% (16/26) |
| Residential Stability | 67% (12/18) |
| Employ'm't | 44% (4/9) |
| Medication Adherence | 50% (12/24) |
| Cultural Stress | 67% (2/3) |
| Danger to Self | 38% (3/8) |
| Danger to Others | 83% (5/6) |
| Self-Injurious Behavior | 83% (5/6) |
| Grave Disability | 72% (13/18) |
| Criminal Behavior | 100% (2/2) |
| Exploitation | 100% (3/3) |

Didn't Improve
 Improved

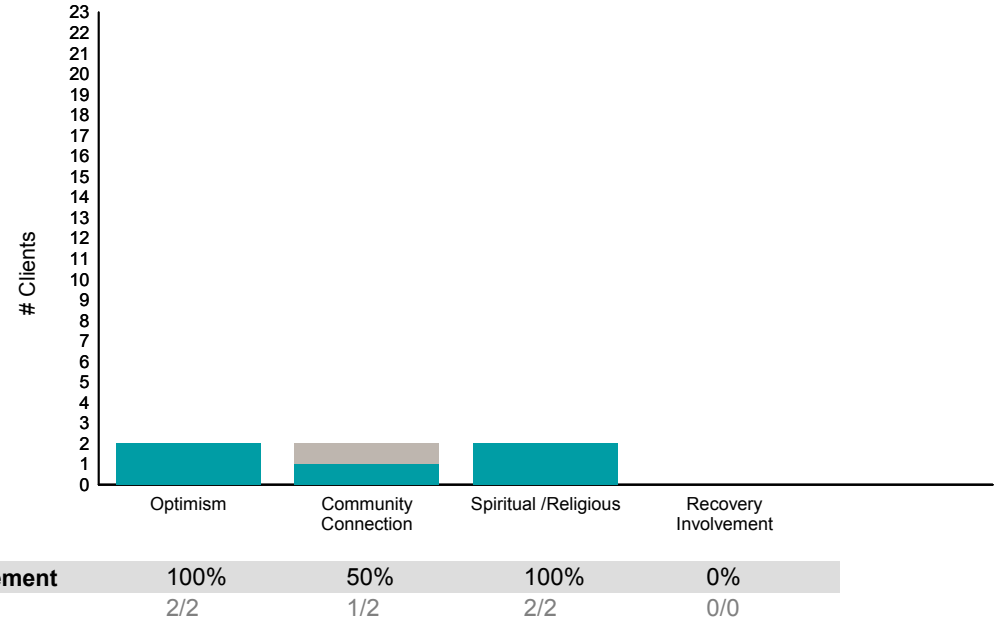
This report looks at current ANSAs to see how many clients improved on items rated 2 or 3 from the prior ANSA.

Num of episodes w/ min. 2 ANSAs: 23 Average days between ANSAs: 333.2 % clients improved on min. 30% of actionable items: **83% (= 10/12)**

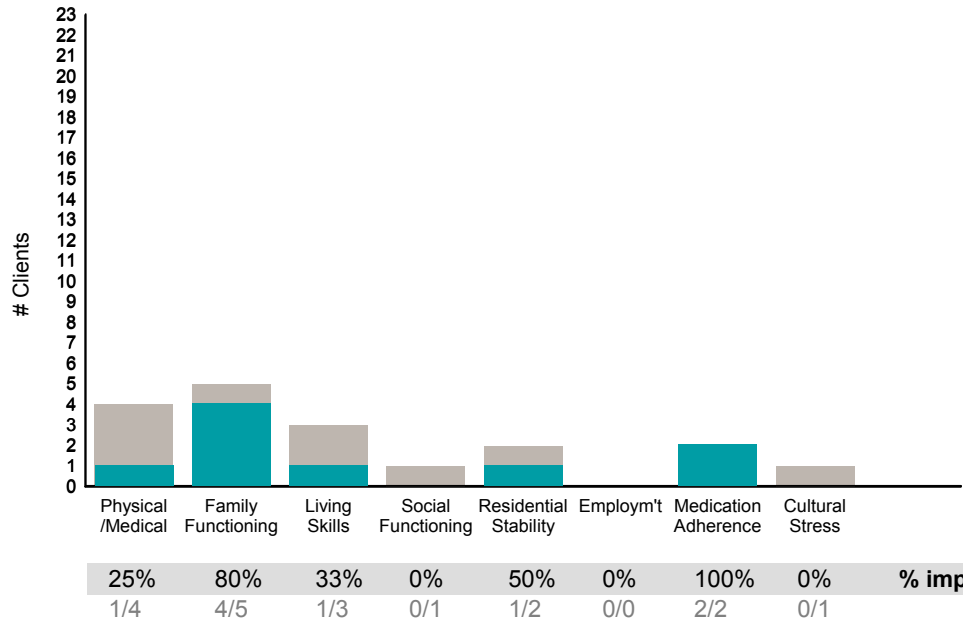
Behavioral Health Domain



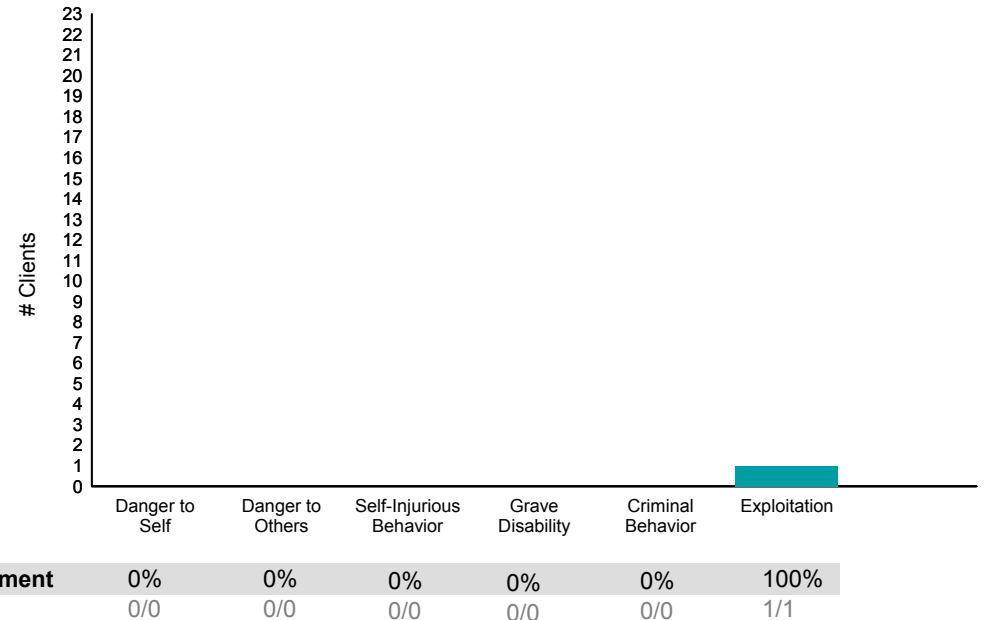
Strengths



Life Domain Functioning



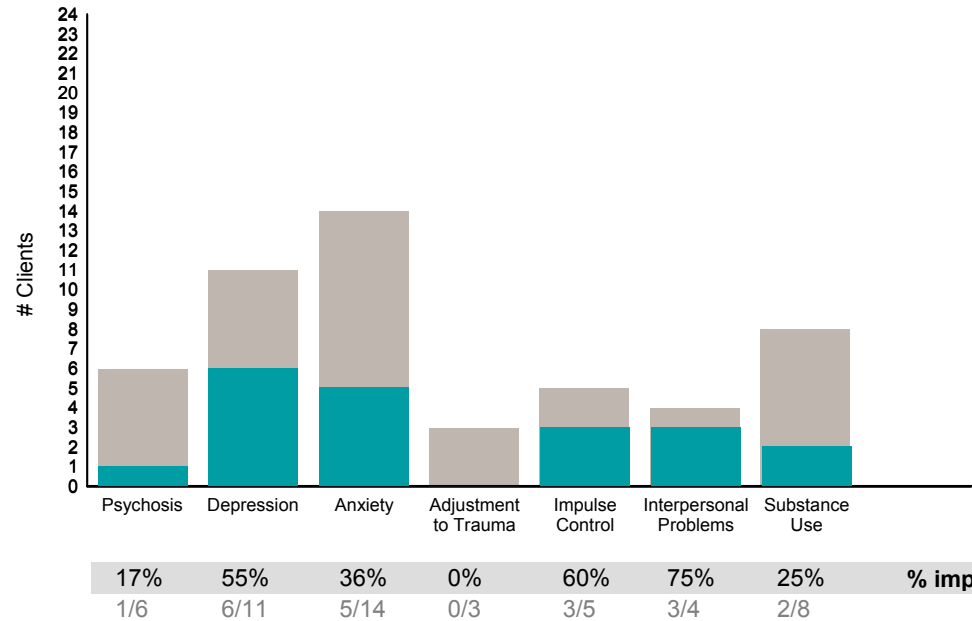
Risk Behaviors



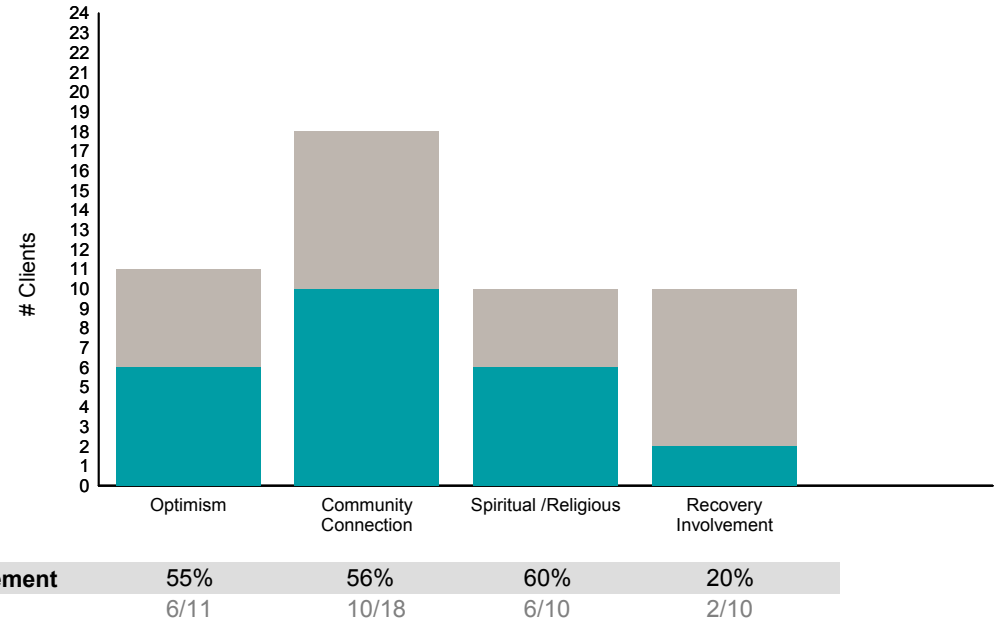
Didn't Improve This report looks at current ANSAs to see how many clients improved on items rated 2 or 3 from the prior ANSA.
 Improved

Num of episodes w/ min. 2 ANSAs: **24** Average days between ANSAs: **305.4** % clients improved on min. 30% of actionable items: **71% (= 17/24)**

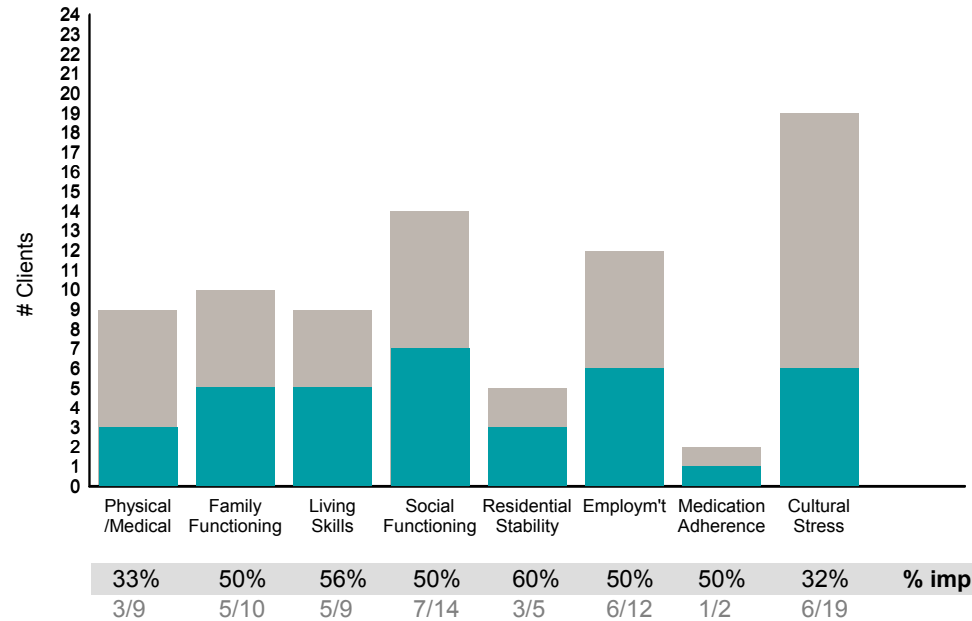
Behavioral Health Domain



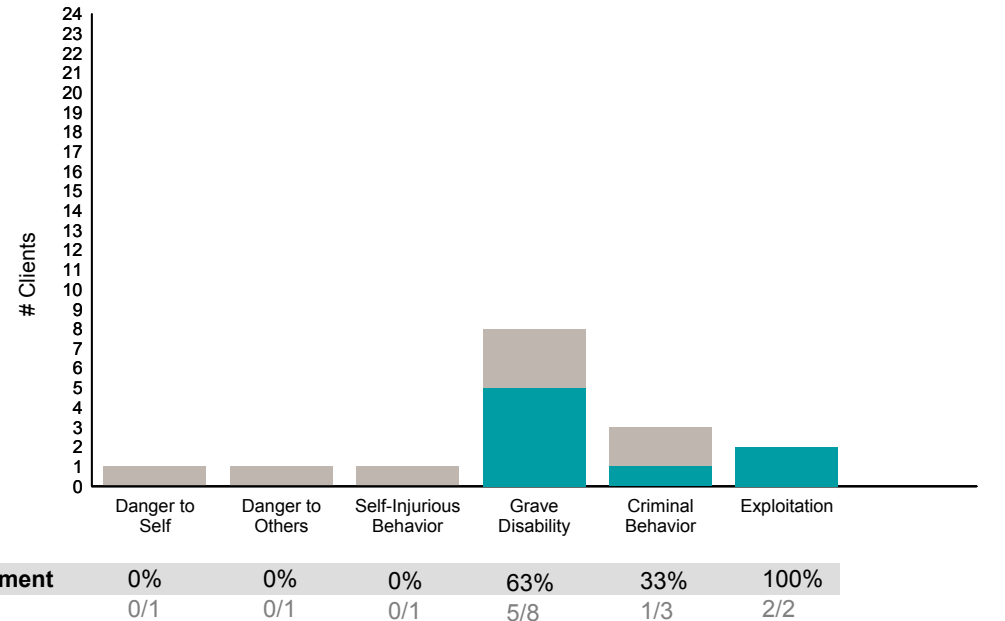
Strengths



Life Domain Functioning



Risk Behaviors



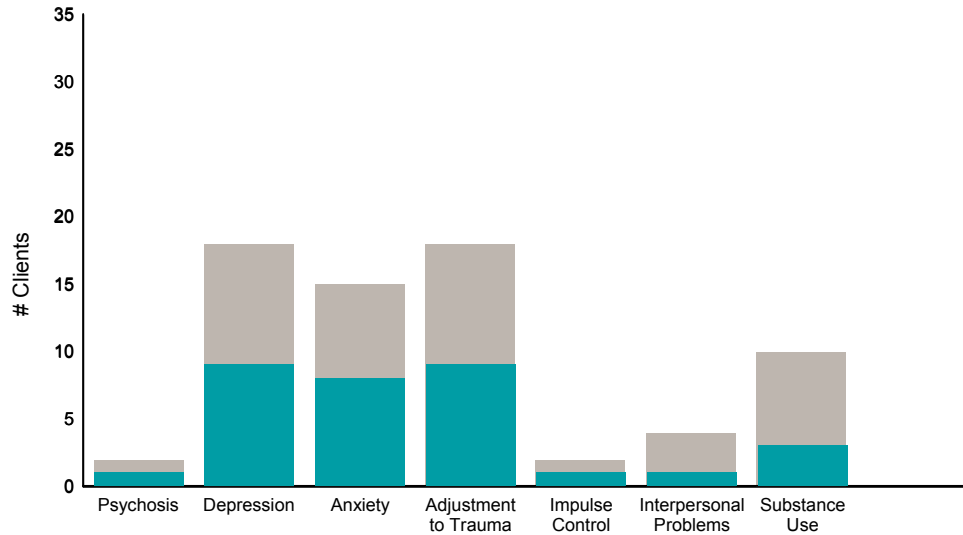
GENDER MENTAL HEALTH SERVICES (38BH08)

■ Didn't Improve
■ Improved

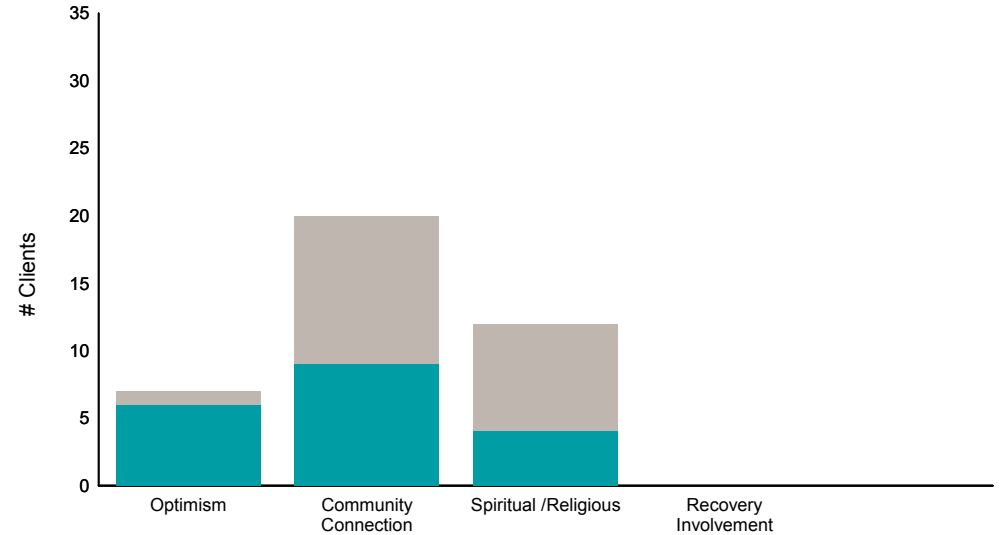
This report looks at current ANSAs to see how many clients improved on items rated 2 or 3 from the prior ANSA.

Num of episodes w/ min. 2 ANSAs: 35 Average days between ANSAs: 266.4 % clients improved on min. 30% of actionable items: **66% (= 21/32)**

Behavioral Health Domain

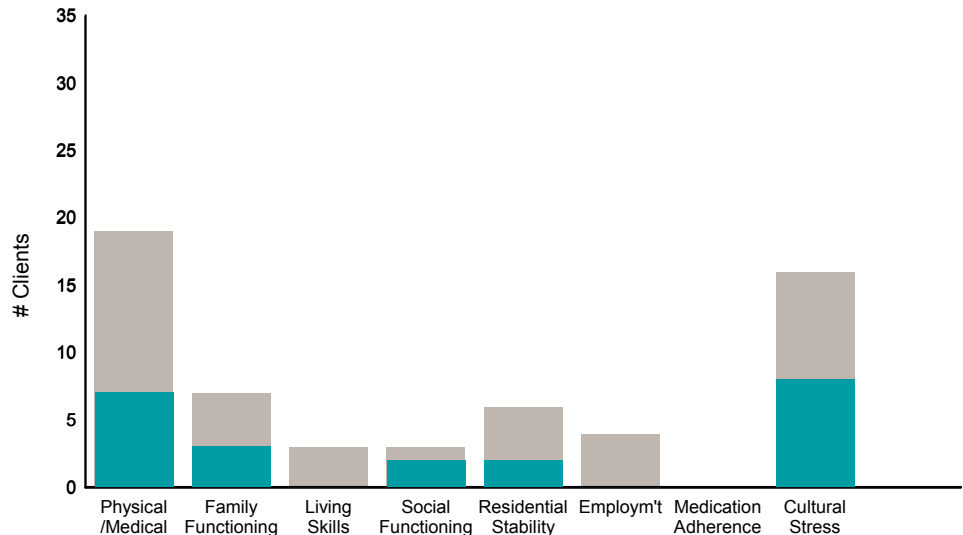


Strengths

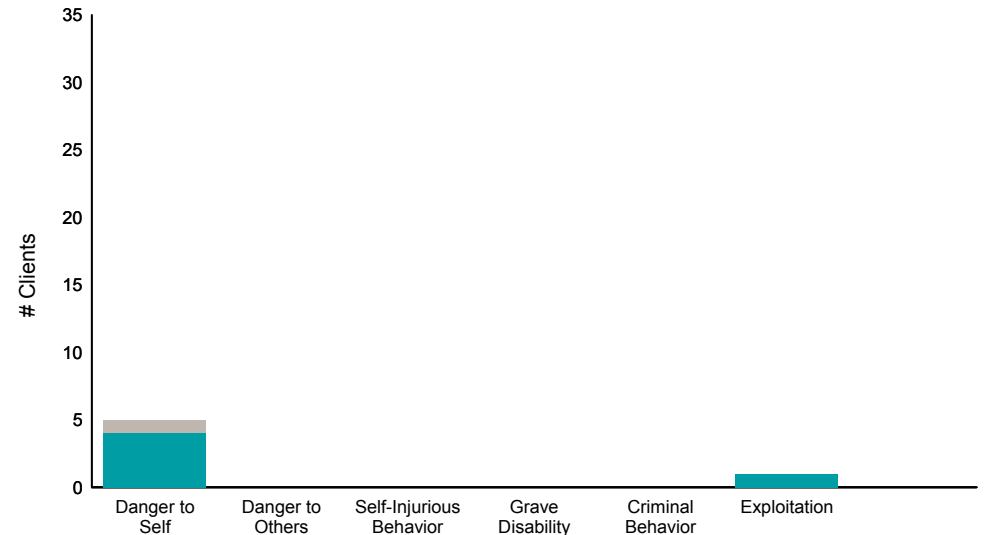


| Behavioral Health Domain | | | | | | | Strengths | | | | |
|--------------------------|------|------|------|-----|-----|------|---------------|-----|------|------|-----|
| 50% | 50% | 53% | 50% | 50% | 25% | 30% | % improvement | 86% | 45% | 33% | 0% |
| 1/2 | 9/18 | 8/15 | 9/18 | 1/2 | 1/4 | 3/10 | | 6/7 | 9/20 | 4/12 | 0/0 |

Life Domain Functioning



Risk Behaviors



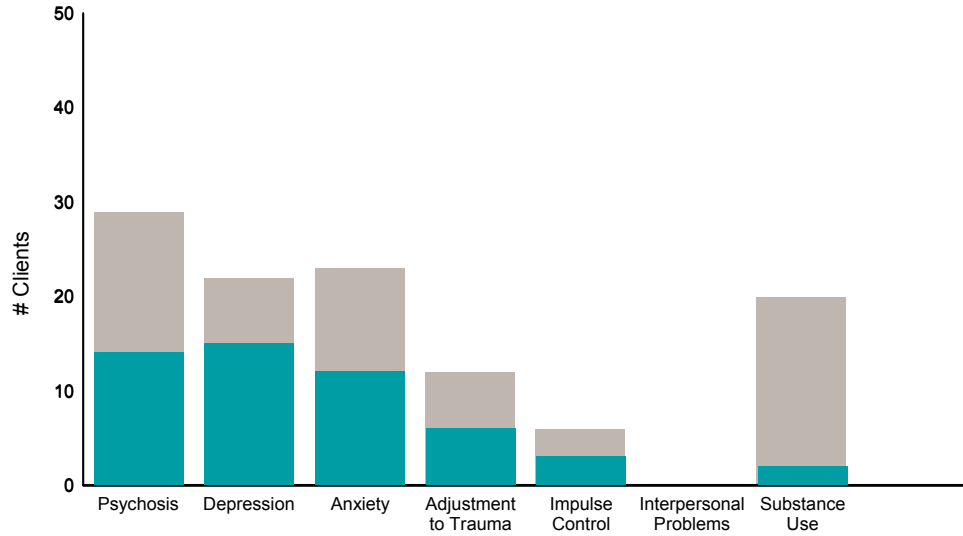
| Life Domain Functioning | | | | | | | | Risk Behaviors | | | | | | | |
|-------------------------|-----|-----|-----|-----|-----|-----|------|----------------|-----|-----|-----|-----|-----|-----|------|
| 37% | 43% | 0% | 67% | 33% | 0% | 0% | 50% | % improvement | 80% | 0% | 0% | 0% | 0% | 0% | 100% |
| 7/19 | 3/7 | 0/3 | 2/3 | 2/6 | 0/4 | 0/0 | 8/16 | | 4/5 | 0/0 | 0/0 | 0/0 | 0/0 | 0/0 | 1/1 |

Didn't Improve
 Improved

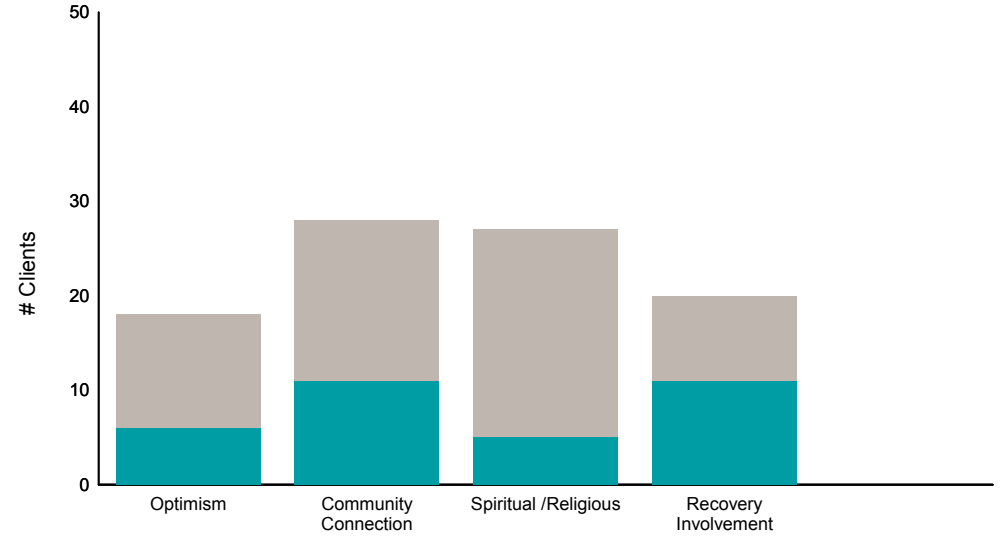
This report looks at current ANSAs to see how many clients improved on items rated 2 or 3 from the prior ANSA.

Num of episodes w/ min. 2 ANSAs: 50 Average days between ANSAs: 231.9 % clients improved on min. 30% of actionable items: **71% (= 35/49)**

Behavioral Health Domain

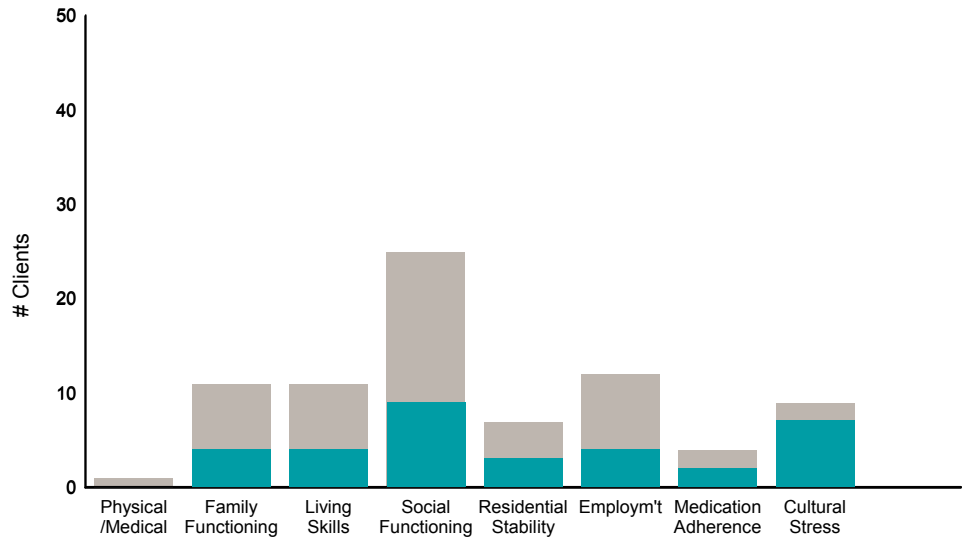


Strengths

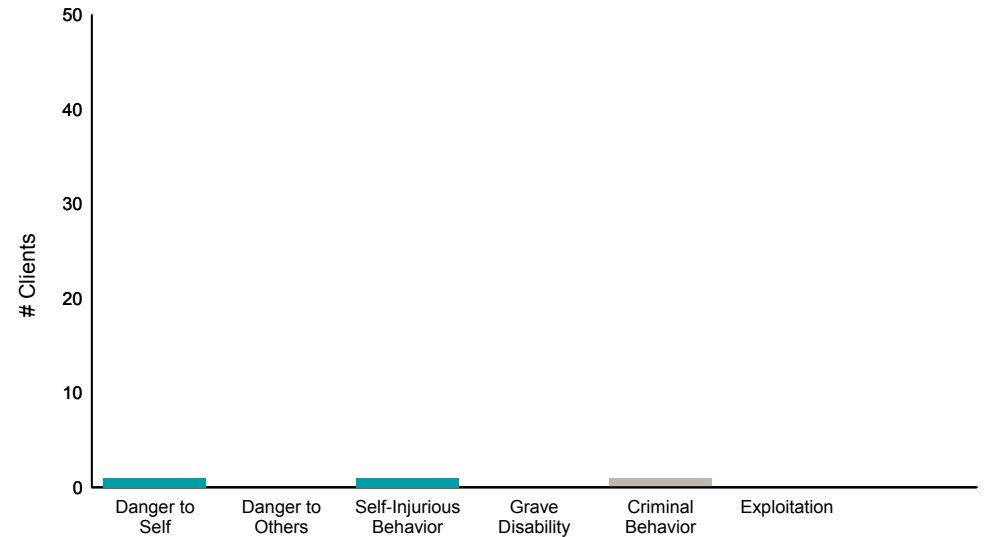


| Item | % improvement |
|------------------------|---------------|
| Psychosis | 48% |
| Depression | 68% |
| Anxiety | 52% |
| Adjustment to Trauma | 50% |
| Impulse Control | 50% |
| Interpersonal Problems | 0% |
| Substance Use | 10% |
| Optimism | 33% |
| Community Connection | 39% |
| Spiritual /Religious | 19% |
| Recovery Involvement | 55% |

Life Domain Functioning



Risk Behaviors



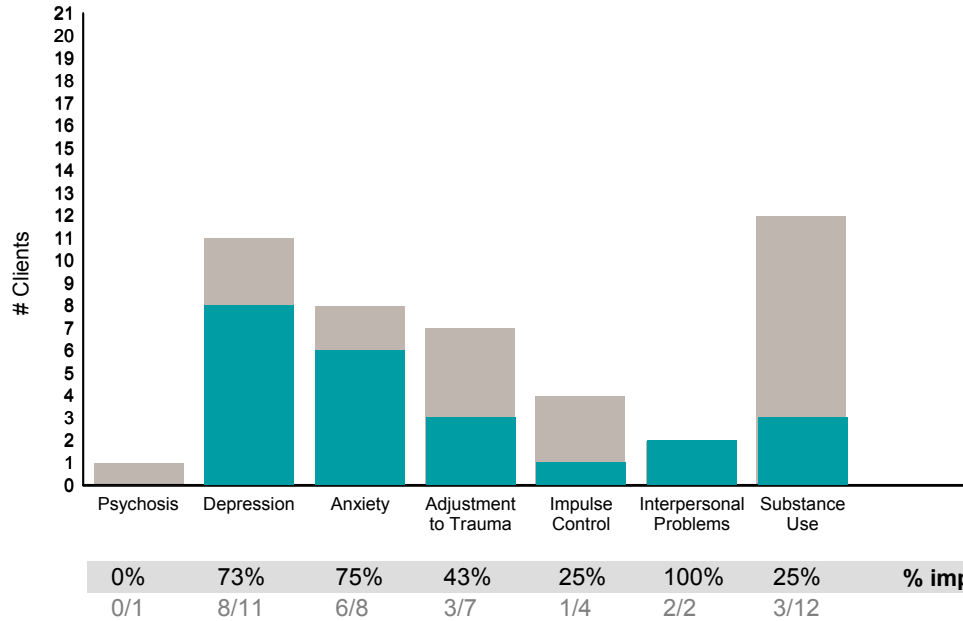
| Item | % improvement |
|-------------------------|---------------|
| Physical /Medical | 0% |
| Family Functioning | 36% |
| Living Skills | 36% |
| Social Functioning | 36% |
| Residential Stability | 43% |
| Employ'm't | 33% |
| Medication Adherence | 50% |
| Cultural Stress | 78% |
| Danger to Self | 100% |
| Danger to Others | 0% |
| Self-Injurious Behavior | 100% |
| Grave Disability | 0% |
| Criminal Behavior | 0% |
| Exploitation | 0% |

■ Didn't Improve
■ Improved

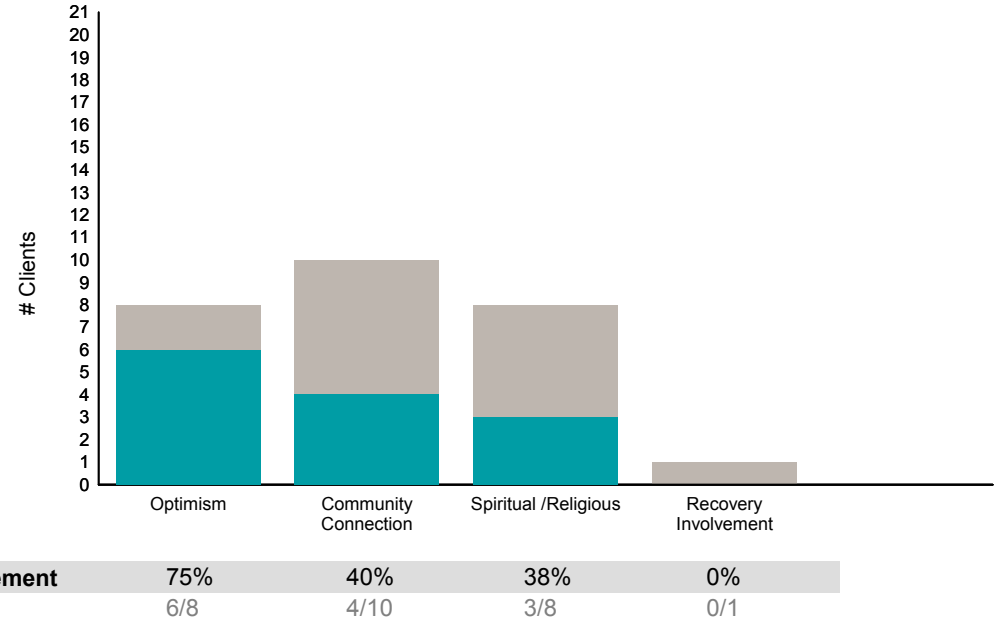
This report looks at current ANSAs to see how many clients improved on items rated 2 or 3 from the prior ANSA.

Num of episodes w/ min. 2 ANSAs: 21 Average days between ANSAs: 112.3 % clients improved on min. 30% of actionable items: **70% (= 14/20)**

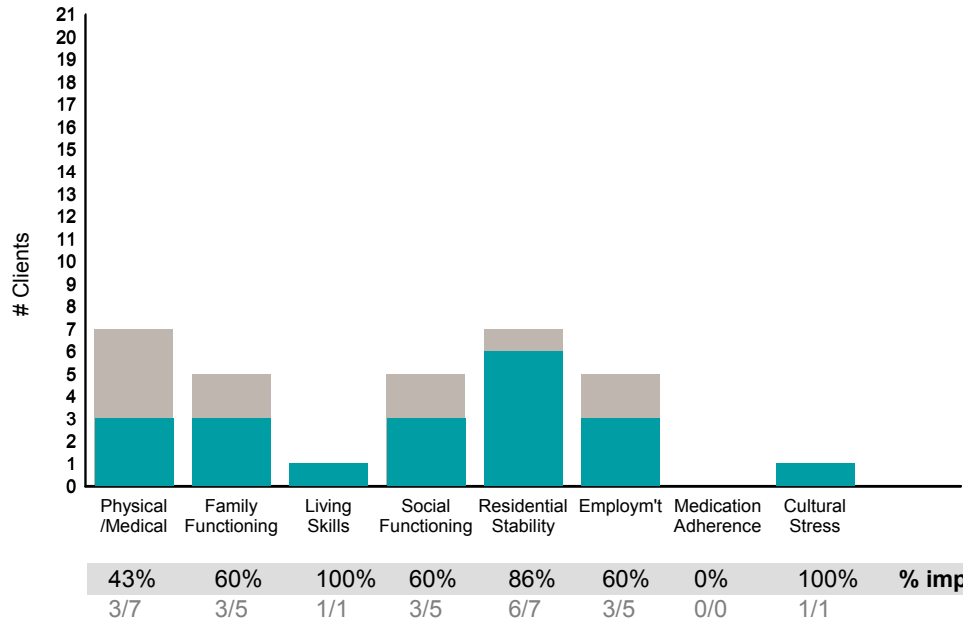
Behavioral Health Domain



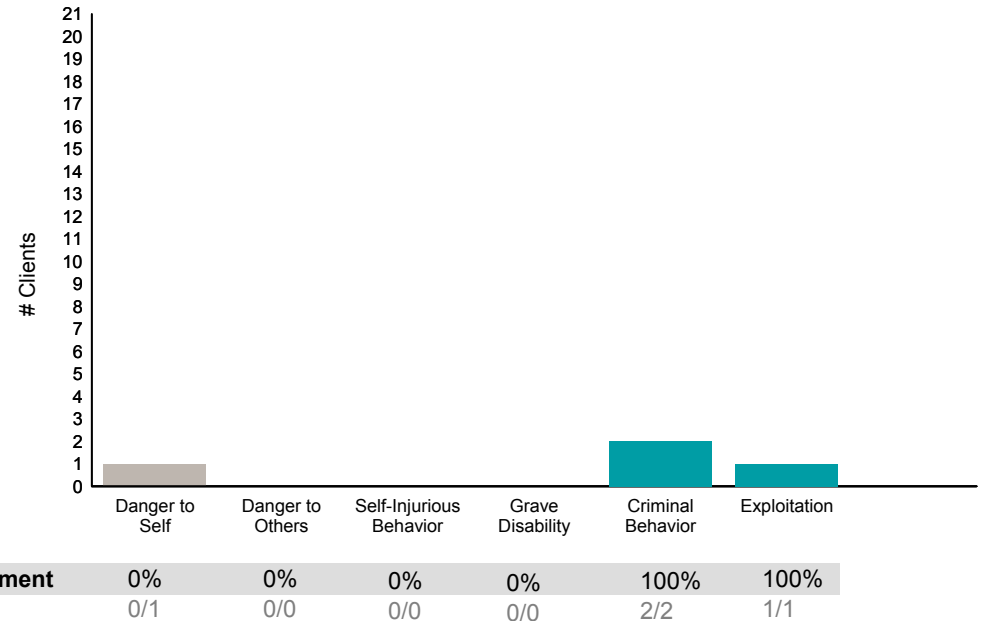
Strengths



Life Domain Functioning



Risk Behaviors

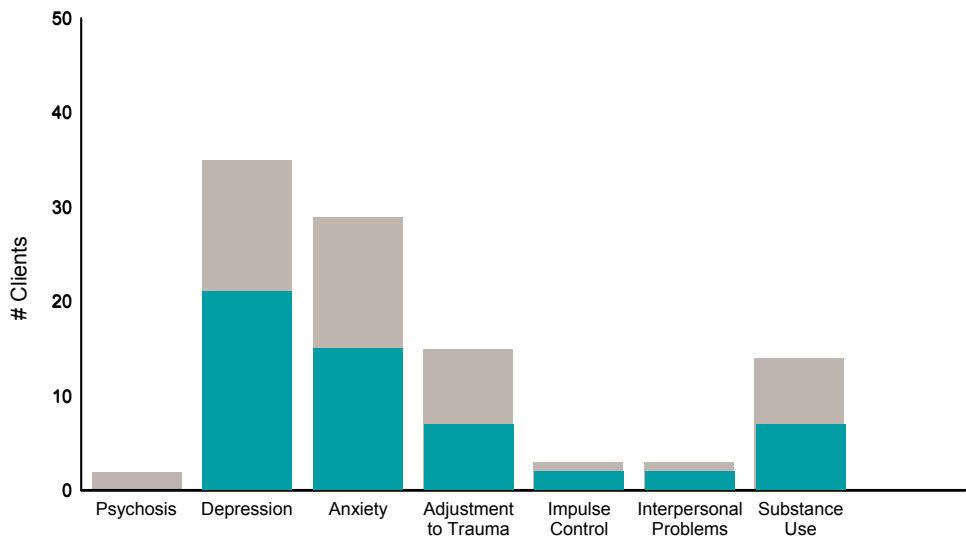


HIV MENTAL HEALTH CASE MGM (38BH02)

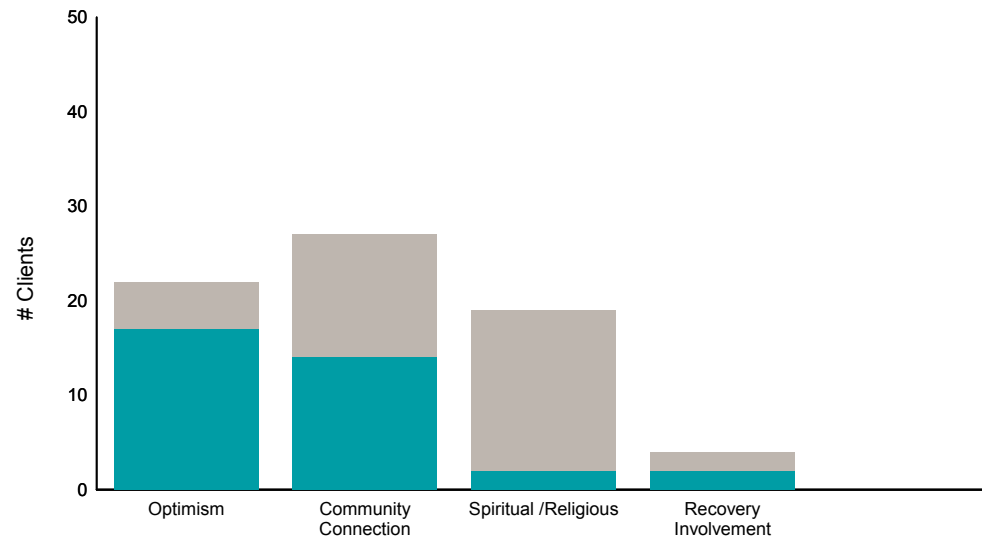
Didn't Improve
 Improved
 This report looks at current ANSAs to see how many clients improved on items rated 2 or 3 from the prior ANSA.

Num of episodes w/ min. 2 ANSAs: 46 Average days between ANSAs: 249.1 % clients improved on min. 30% of actionable items: **83% (= 38/46)**

Behavioral Health Domain

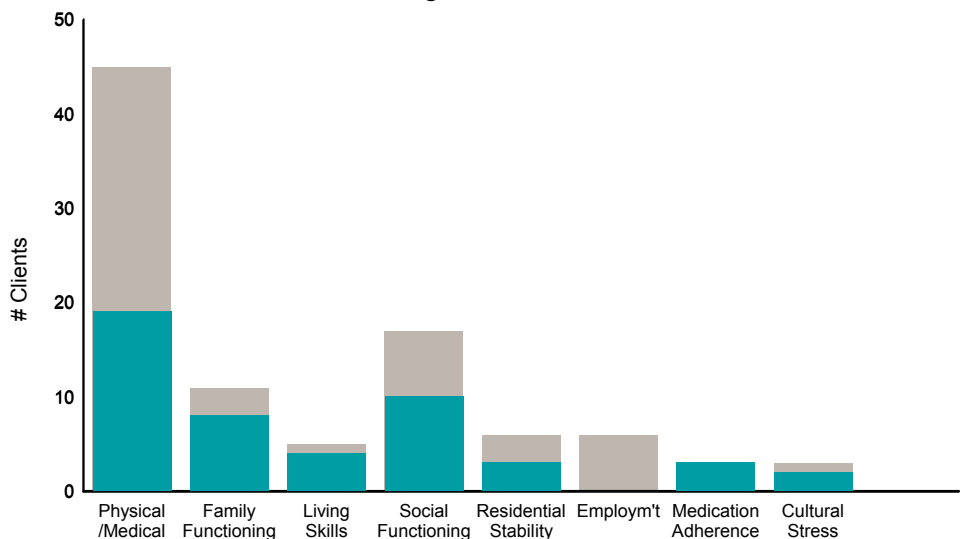


Strengths

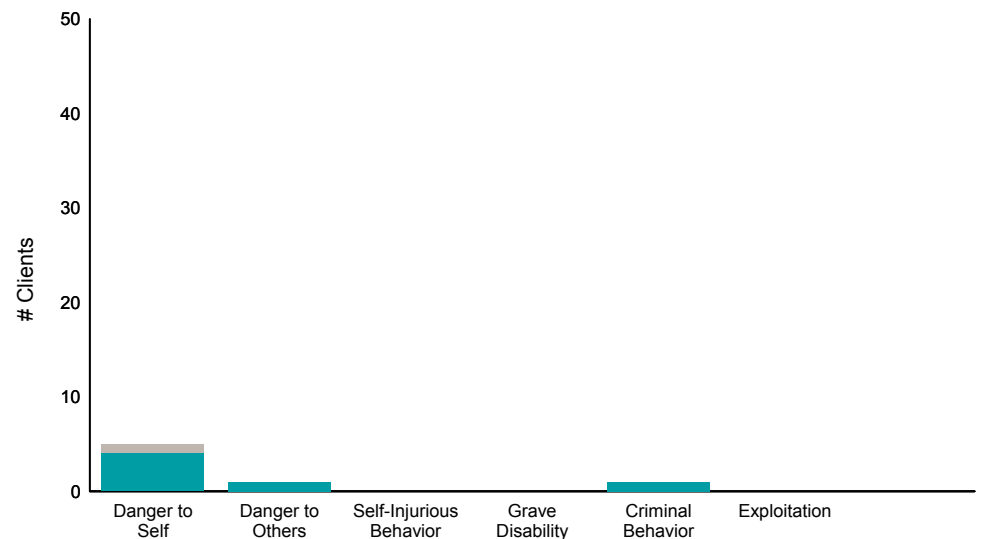


| Item | % improvement |
|------------------------|---------------|
| Psychosis | 0% (0/2) |
| Depression | 60% (21/35) |
| Anxiety | 52% (15/29) |
| Adjustment to Trauma | 47% (7/15) |
| Impulse Control | 67% (2/3) |
| Interpersonal Problems | 67% (2/3) |
| Substance Use | 50% (7/14) |
| Optimism | 77% (17/22) |
| Community Connection | 52% (14/27) |
| Spiritual /Religious | 11% (2/19) |
| Recovery Involvement | 50% (2/4) |

Life Domain Functioning



Risk Behaviors



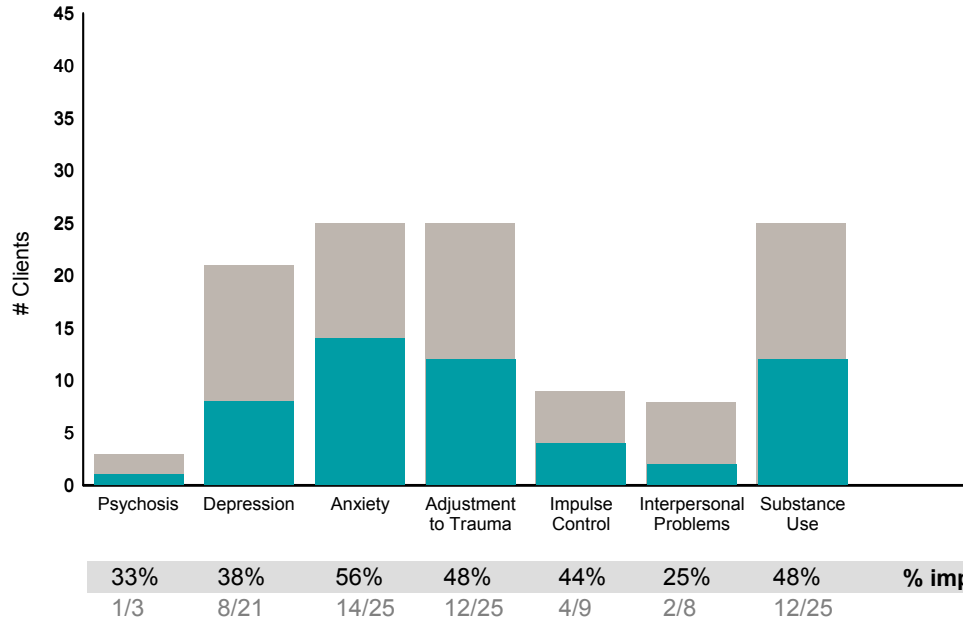
| Item | % improvement |
|-------------------------|---------------|
| Physical /Medical | 42% (19/45) |
| Family Functioning | 73% (8/11) |
| Living Skills | 80% (4/5) |
| Social Functioning | 59% (10/17) |
| Residential Stability | 50% (3/6) |
| Employ'm't | 0% (0/6) |
| Medication Adherence | 100% (3/3) |
| Cultural Stress | 67% (2/3) |
| Danger to Self | 80% (4/5) |
| Danger to Others | 100% (1/1) |
| Self-Injurious Behavior | 0% (0/0) |
| Grave Disability | 0% (0/0) |
| Criminal Behavior | 100% (1/1) |
| Exploitation | 0% (0/0) |

Didn't Improve
 Improved

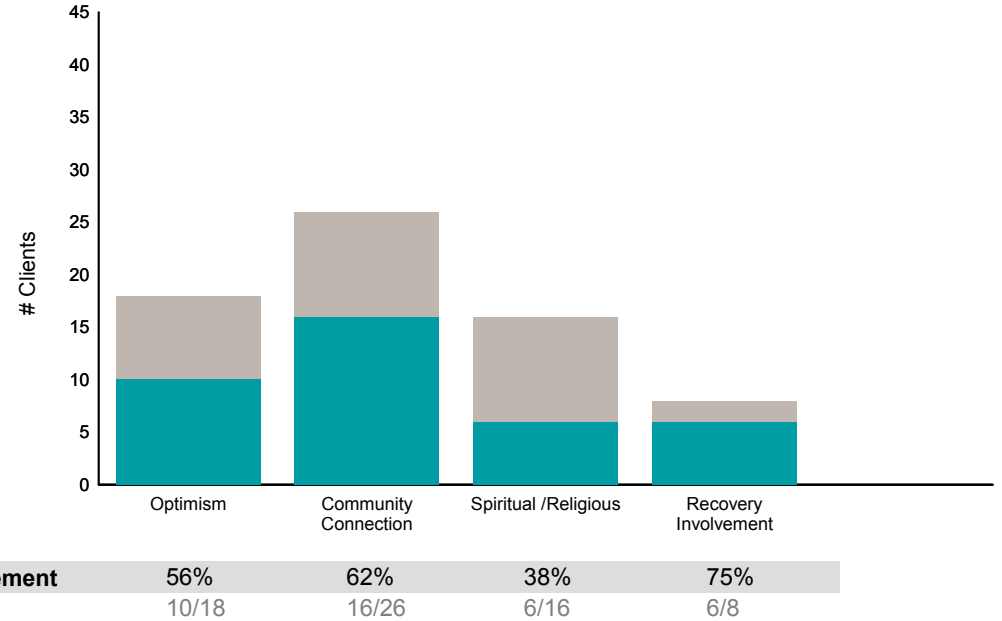
This report looks at current ANSAs to see how many clients improved on items rated 2 or 3 from the prior ANSA.

Num of episodes w/ min. 2 ANSAs: 44 Average days between ANSAs: 134.5 % clients improved on min. 30% of actionable items: **86% (= 37/43)**

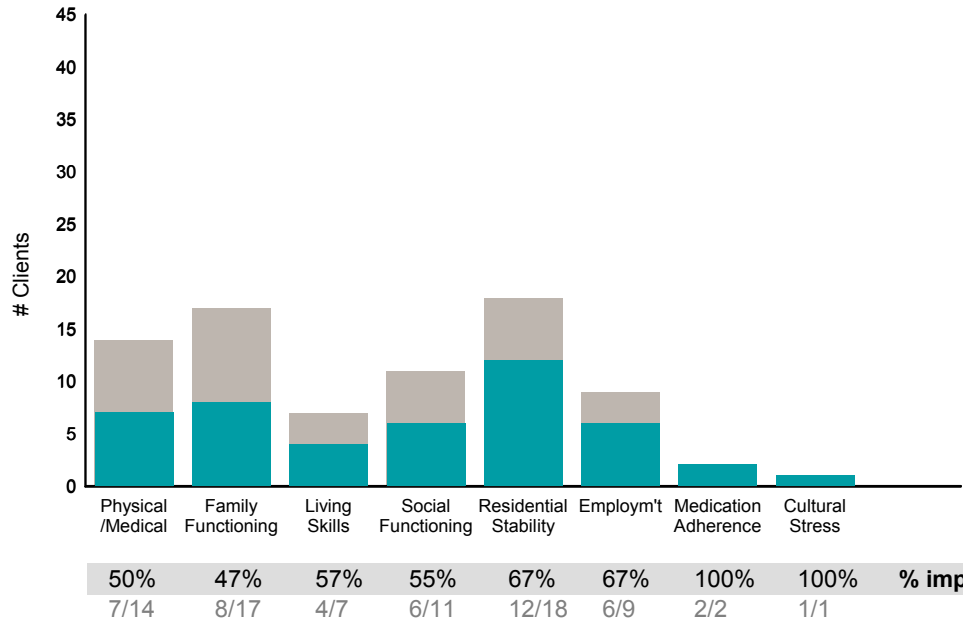
Behavioral Health Domain



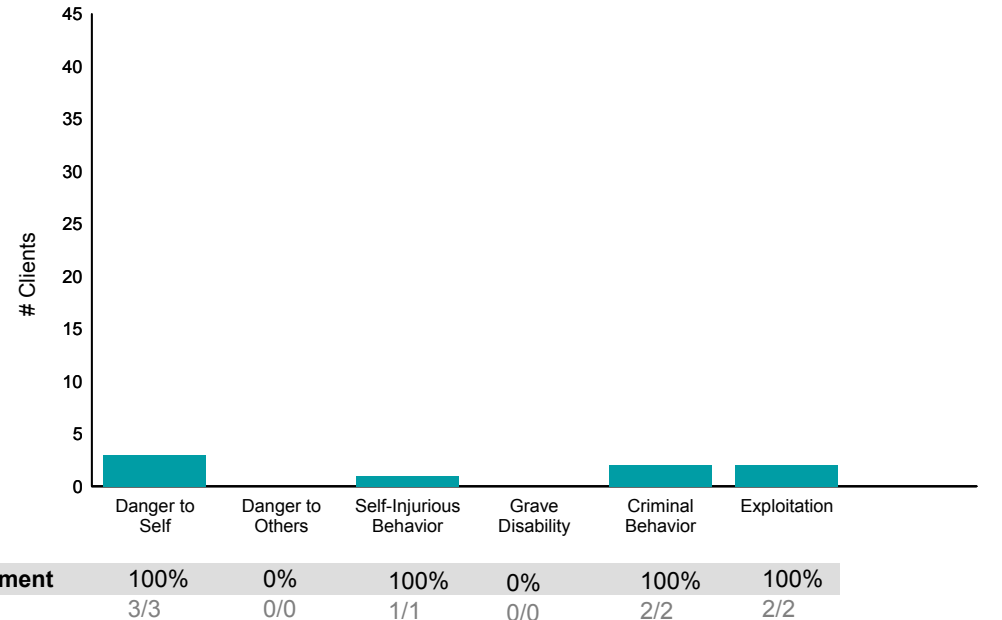
Strengths



Life Domain Functioning



Risk Behaviors

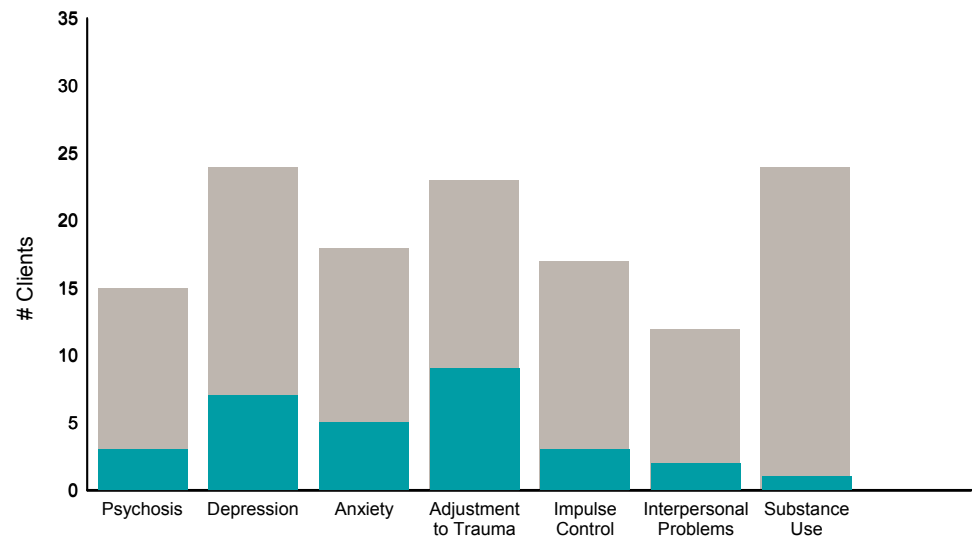


Hyde Adult FSP Outpatient (38BRA3)

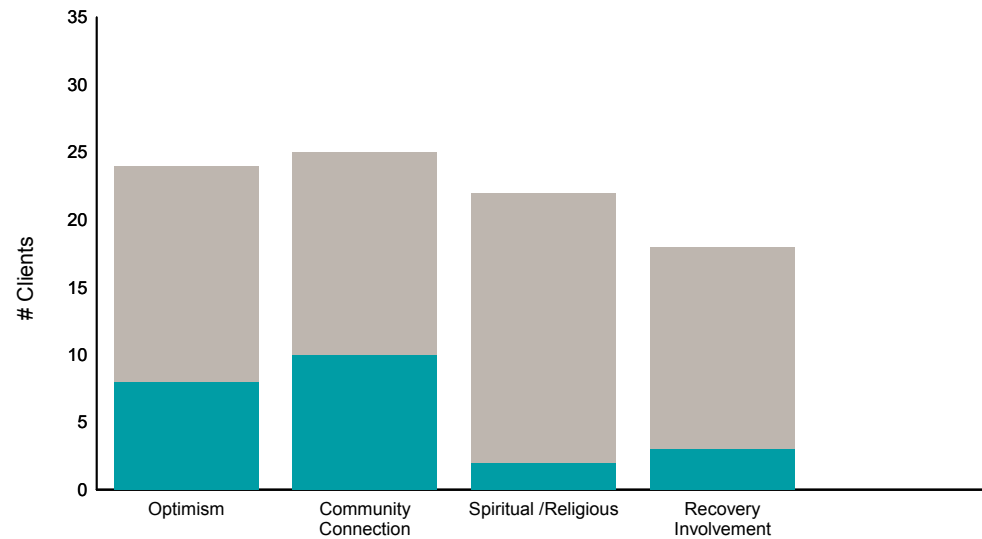
Didn't Improve
 Improved
 This report looks at current ANSAs to see how many clients improved on items rated 2 or 3 from the prior ANSA.

Num of episodes w/ min. 2 ANSAs: 32 Average days between ANSAs: 343.2 % clients improved on min. 30% of actionable items: **47% (= 15/32)**

Behavioral Health Domain

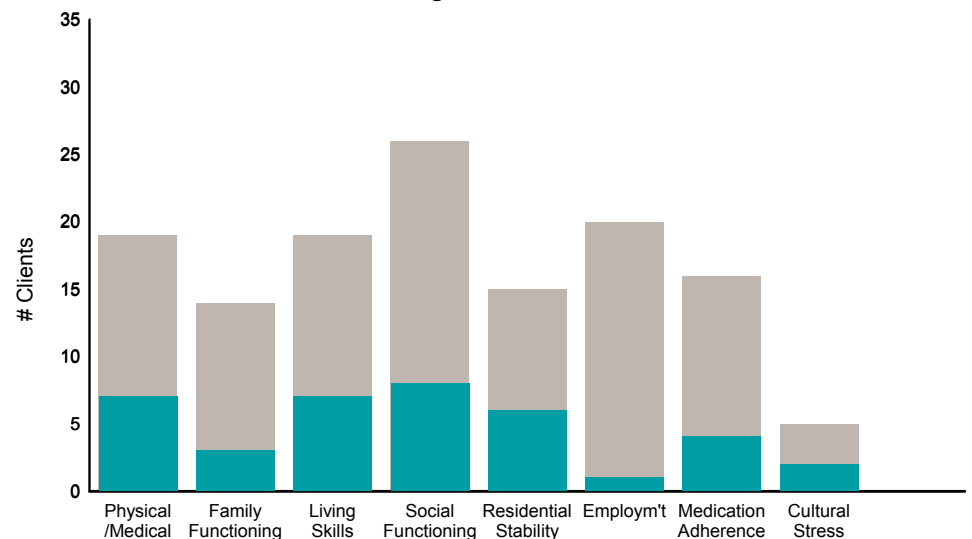


Strengths

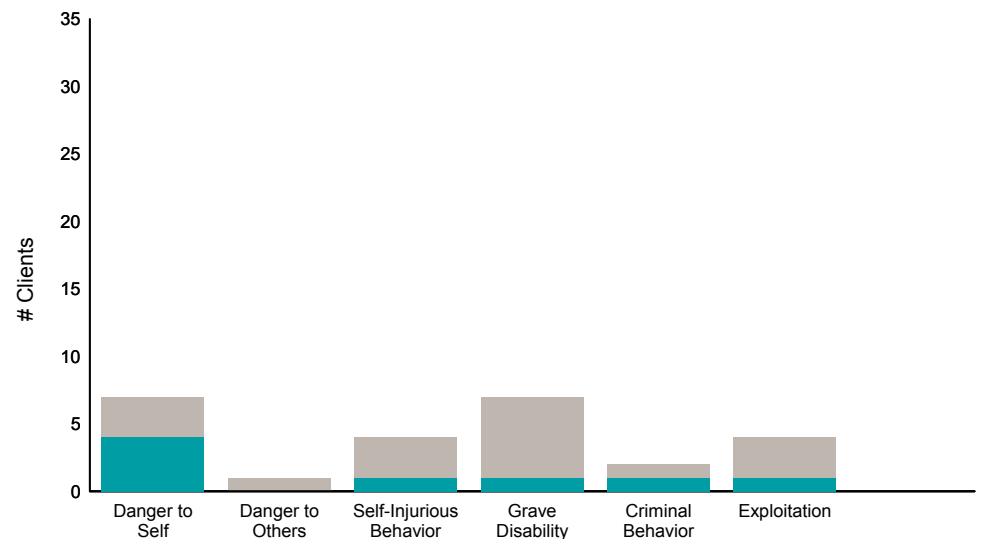


| Item | % improvement |
|------------------------|---------------|
| Psychosis | 20% (3/15) |
| Depression | 29% (7/24) |
| Anxiety | 28% (5/18) |
| Adjustment to Trauma | 39% (9/23) |
| Impulse Control | 18% (3/17) |
| Interpersonal Problems | 17% (2/12) |
| Substance Use | 4% (1/24) |
| Optimism | 33% (8/24) |
| Community Connection | 40% (10/25) |
| Spiritual /Religious | 9% (2/22) |
| Recovery Involvement | 17% (3/18) |

Life Domain Functioning



Risk Behaviors



| Item | % improvement |
|-------------------------|---------------|
| Physical /Medical | 37% (7/19) |
| Family Functioning | 21% (3/14) |
| Living Skills | 37% (7/19) |
| Social Functioning | 31% (8/26) |
| Residential Stability | 40% (6/15) |
| Employ'm't | 5% (1/20) |
| Medication Adherence | 25% (4/16) |
| Cultural Stress | 40% (2/5) |
| Danger to Self | 57% (4/7) |
| Danger to Others | 0% (0/1) |
| Self-Injurious Behavior | 25% (1/4) |
| Grave Disability | 14% (1/7) |
| Criminal Behavior | 50% (1/2) |
| Exploitation | 25% (1/4) |

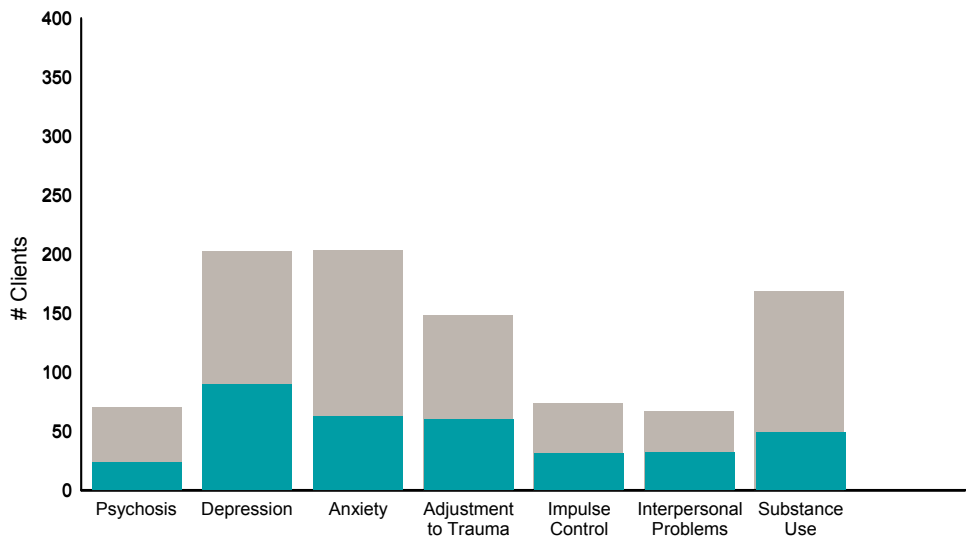
This report reflects data from 7/1/2017 - 6/30/2018



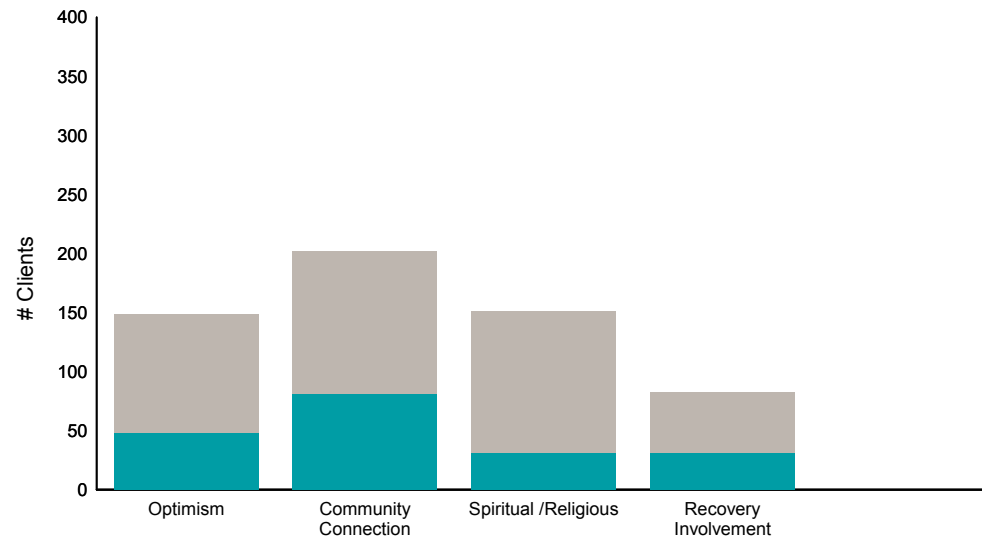
Didn't Improve
 Improved
 This report looks at current ANSAs to see how many clients improved on items rated 2 or 3 from the prior ANSA.

Num of episodes w/ min. 2 ANSAs: 374 Average days between ANSAs: 342.1 % clients improved on min. 30% of actionable items: **53% (= 184/347)**

Behavioral Health Domain

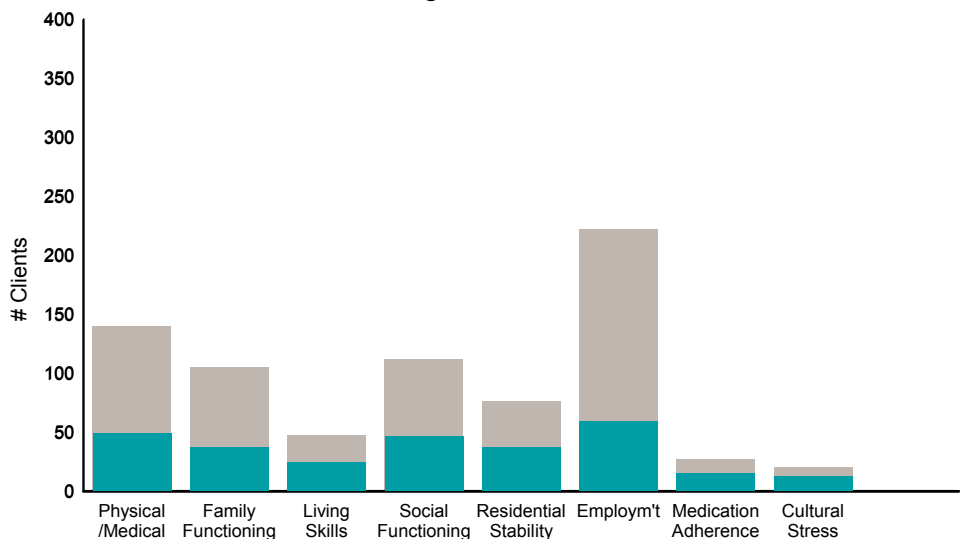


Strengths

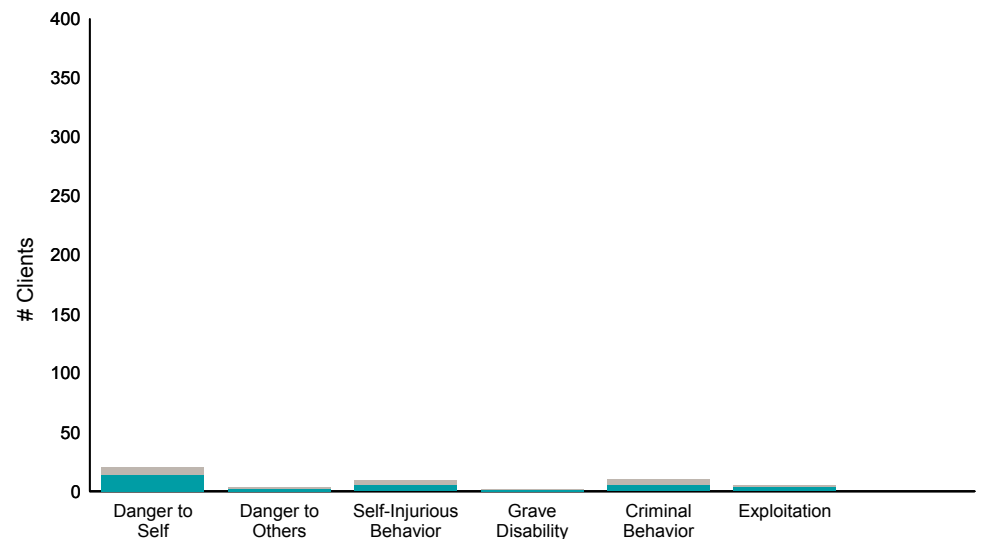


| Item | % improvement | Item | % improvement |
|------------------------|---------------|----------------------|---------------|
| Psychosis | 32% (23/71) | Optimism | 32% (48/149) |
| Depression | 44% (89/203) | Community Connection | 40% (81/202) |
| Anxiety | 30% (62/204) | Spiritual /Religious | 21% (31/151) |
| Adjustment to Trauma | 40% (60/149) | Recovery Involvement | 37% (31/83) |
| Impulse Control | 42% (31/74) | | |
| Interpersonal Problems | 48% (32/67) | | |
| Substance Use | 29% (49/169) | | |

Life Domain Functioning



Risk Behaviors



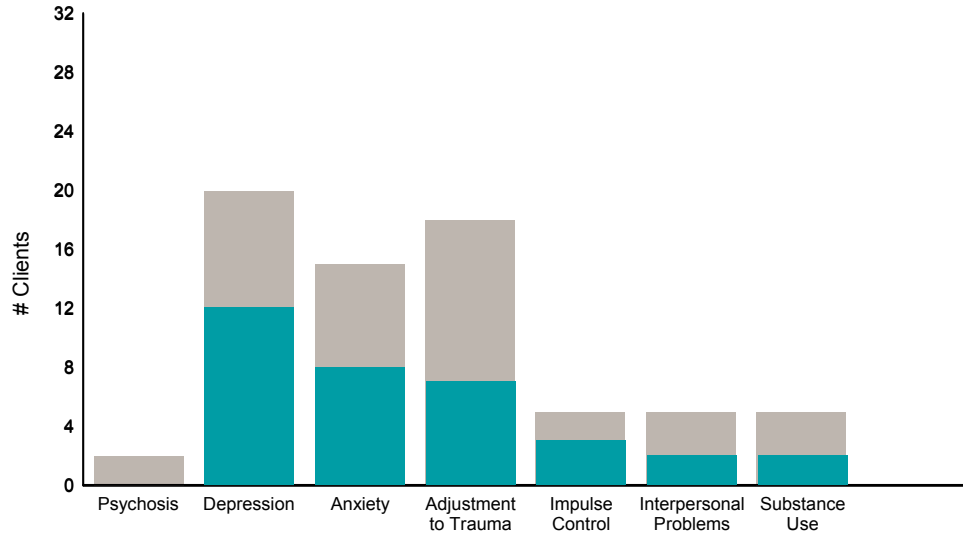
| Item | % improvement | Item | % improvement |
|-----------------------|---------------|-------------------------|---------------|
| Physical /Medical | 35% (49/140) | Danger to Self | 70% (14/20) |
| Family Functioning | 35% (37/106) | Danger to Others | 67% (2/3) |
| Living Skills | 50% (24/48) | Self-Injurious Behavior | 56% (5/9) |
| Social Functioning | 41% (46/112) | Grave Disability | 50% (1/2) |
| Residential Stability | 48% (37/77) | Criminal Behavior | 50% (5/10) |
| Employ'm't | 26% (59/223) | Exploitation | 60% (3/5) |
| Medication Adherence | 54% (15/28) | | |
| Cultural Stress | 57% (12/21) | | |

Didn't Improve
 Improved

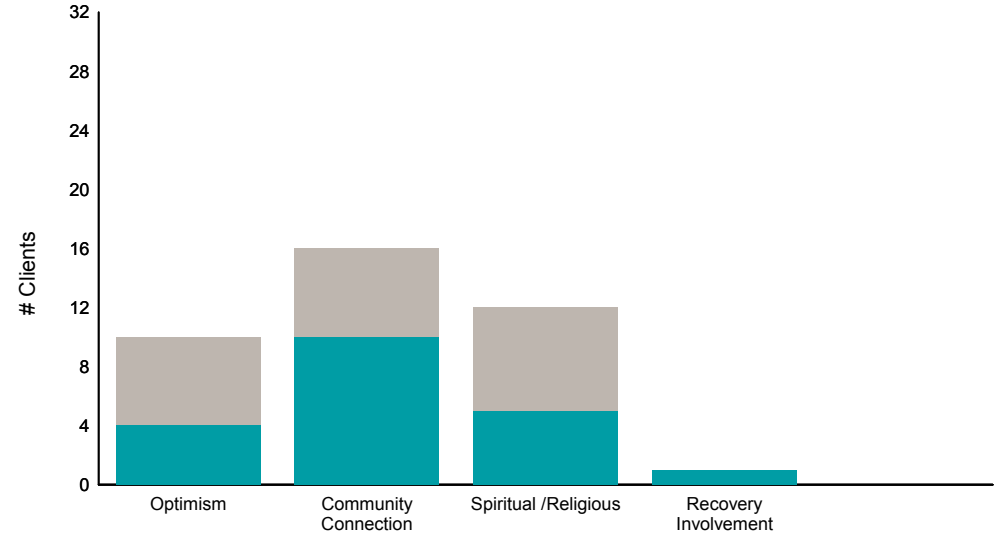
This report looks at current ANSAs to see how many clients improved on items rated 2 or 3 from the prior ANSA.

Num of episodes w/ min. 2 ANSAs: 30 Average days between ANSAs: 179.0 % clients improved on min. 30% of actionable items: **79% (= 22/28)**

Behavioral Health Domain

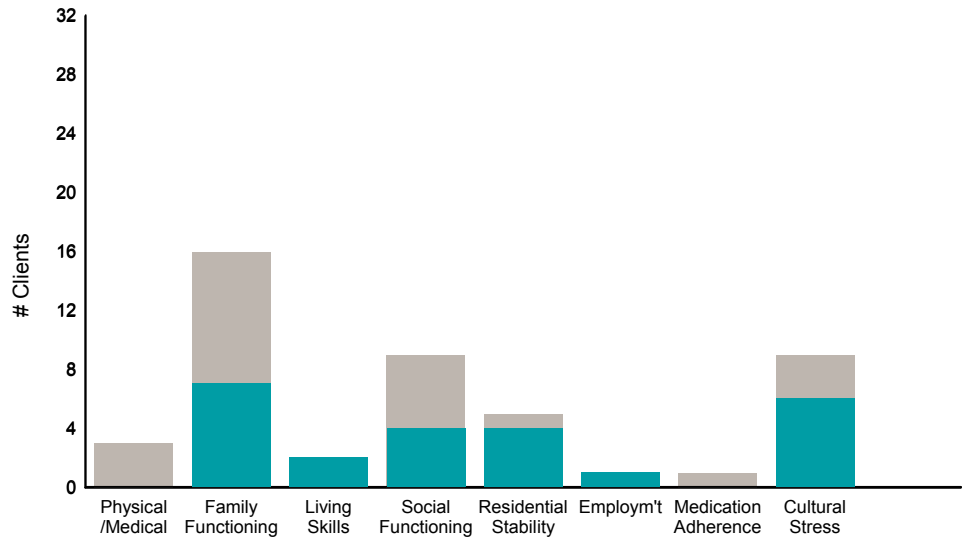


Strengths

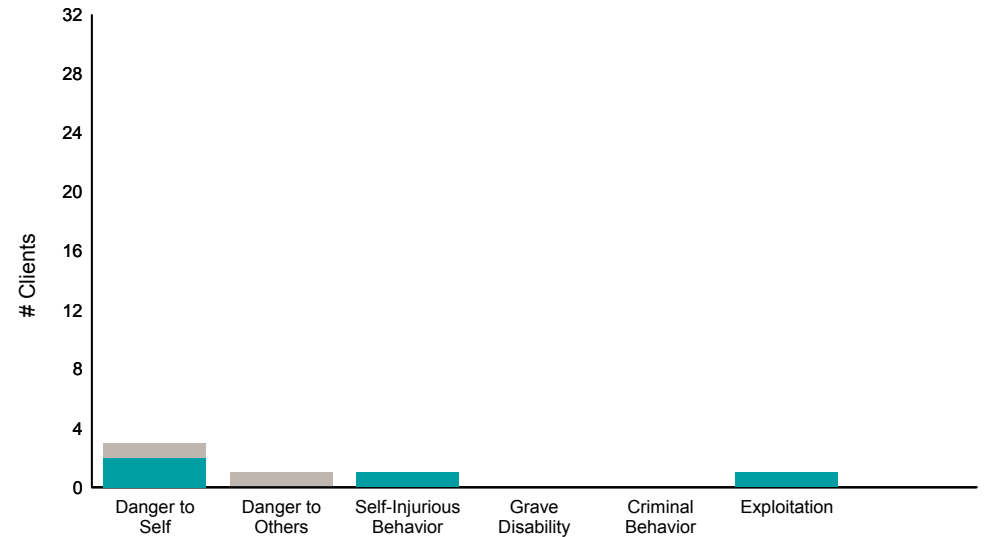


| Item | Improved | Didn't Improve | % improvement |
|------------------------|----------|----------------|---------------|
| Psychosis | 0/2 | 2/2 | 0% |
| Depression | 12/20 | 8/20 | 60% |
| Anxiety | 8/15 | 7/15 | 53% |
| Adjustment to Trauma | 7/18 | 11/18 | 39% |
| Impulse Control | 3/5 | 2/5 | 60% |
| Interpersonal Problems | 2/5 | 3/5 | 40% |
| Substance Use | 2/5 | 3/5 | 40% |

Life Domain Functioning



Risk Behaviors



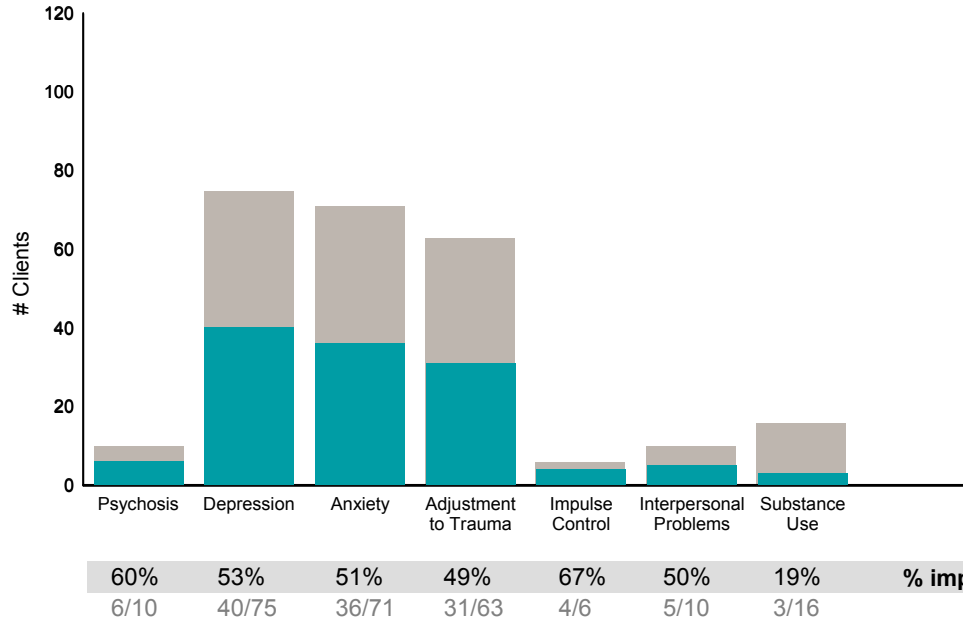
| Item | Improved | Didn't Improve | % improvement |
|-----------------------|----------|----------------|---------------|
| Physical /Medical | 0/3 | 3/3 | 0% |
| Family Functioning | 7/16 | 9/16 | 44% |
| Living Skills | 2/2 | 0/2 | 100% |
| Social Functioning | 4/9 | 5/9 | 44% |
| Residential Stability | 4/5 | 1/5 | 80% |
| Employ'm't | 1/1 | 0/1 | 100% |
| Medication Adherence | 0/1 | 1/1 | 0% |
| Cultural Stress | 6/9 | 3/9 | 67% |

Didn't Improve
 Improved

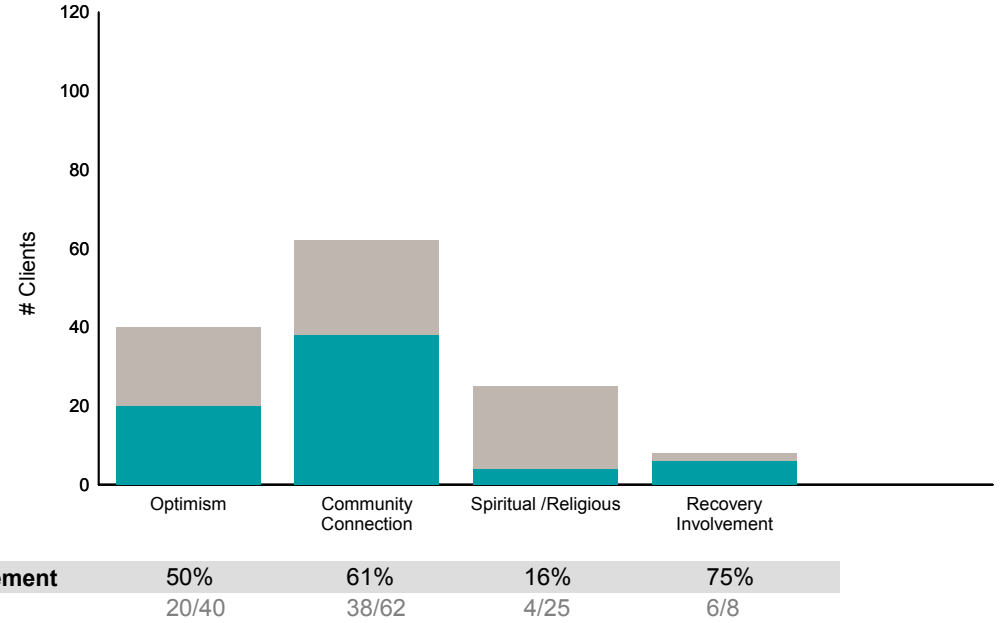
This report looks at current ANSAs to see how many clients improved on items rated 2 or 3 from the prior ANSA.

Num of episodes w/ min. 2 ANSAs: 107 Average days between ANSAs: 250.6 % clients improved on min. 30% of actionable items: **70% (= 65/93)**

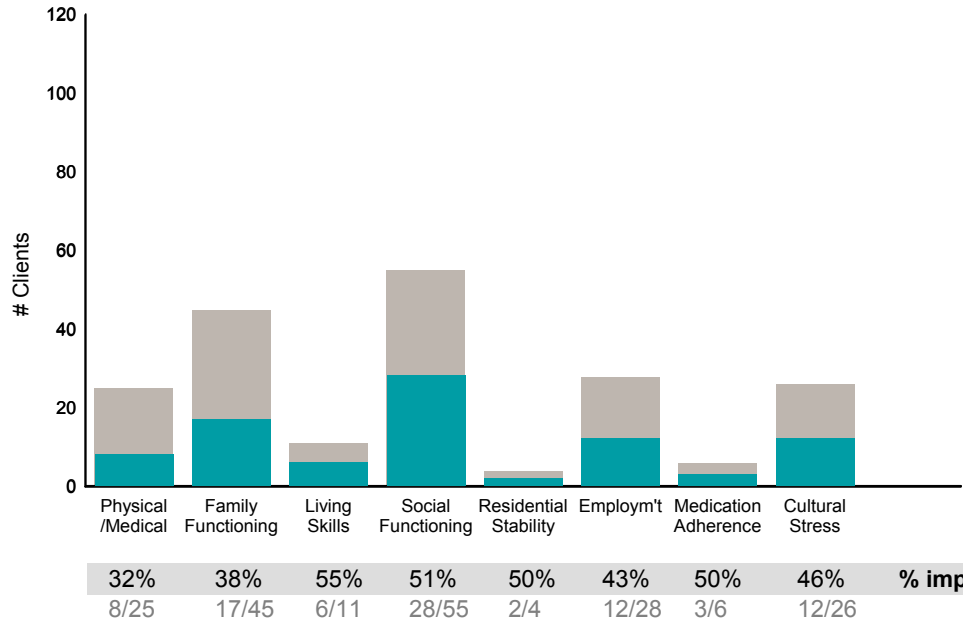
Behavioral Health Domain



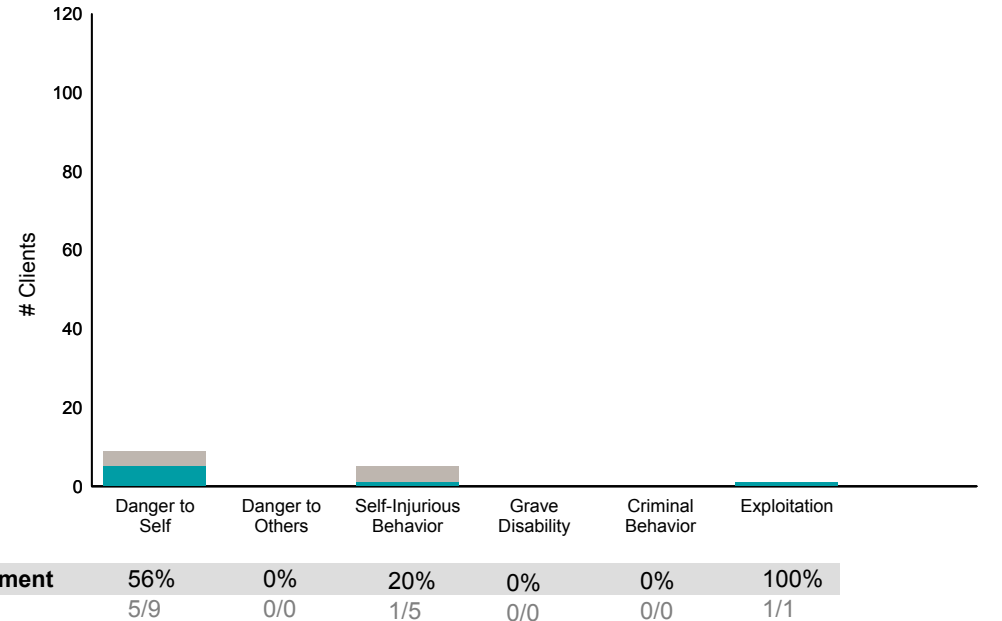
Strengths



Life Domain Functioning

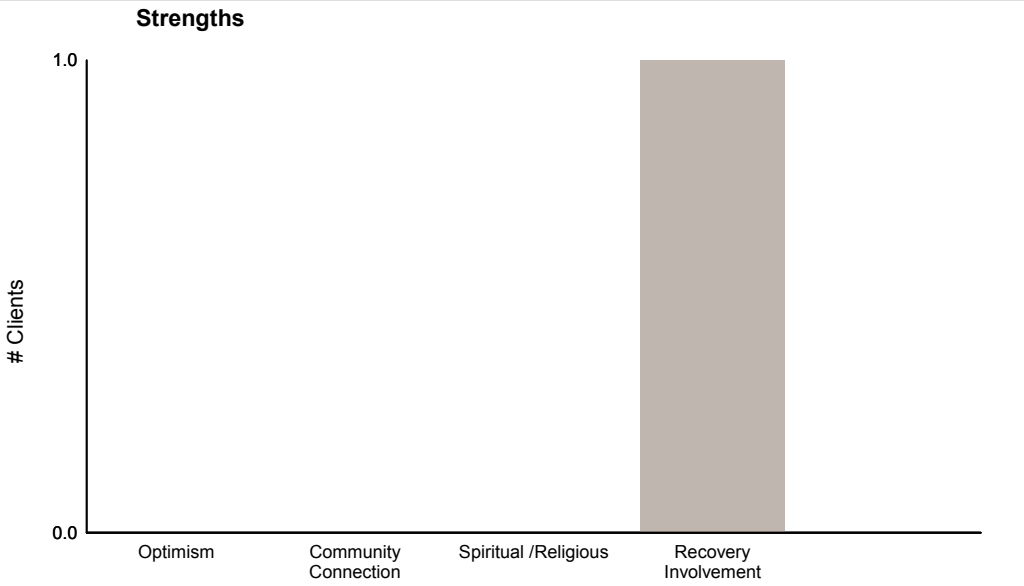
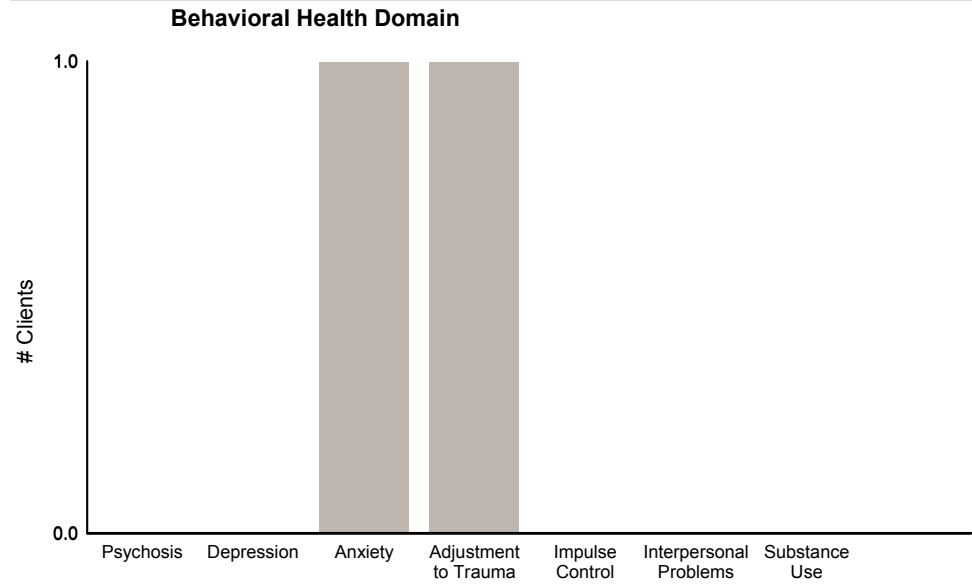


Risk Behaviors

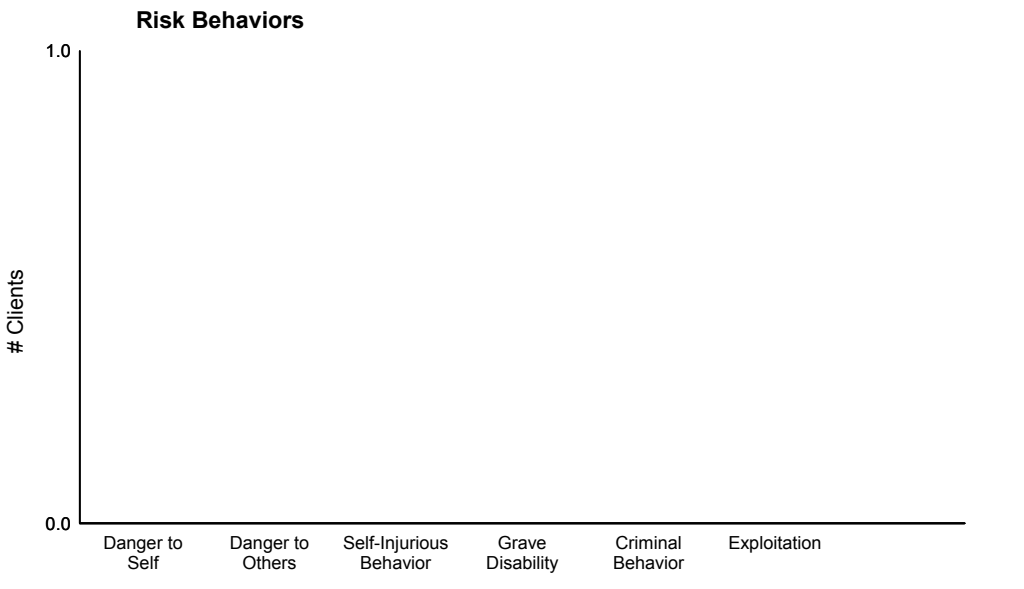
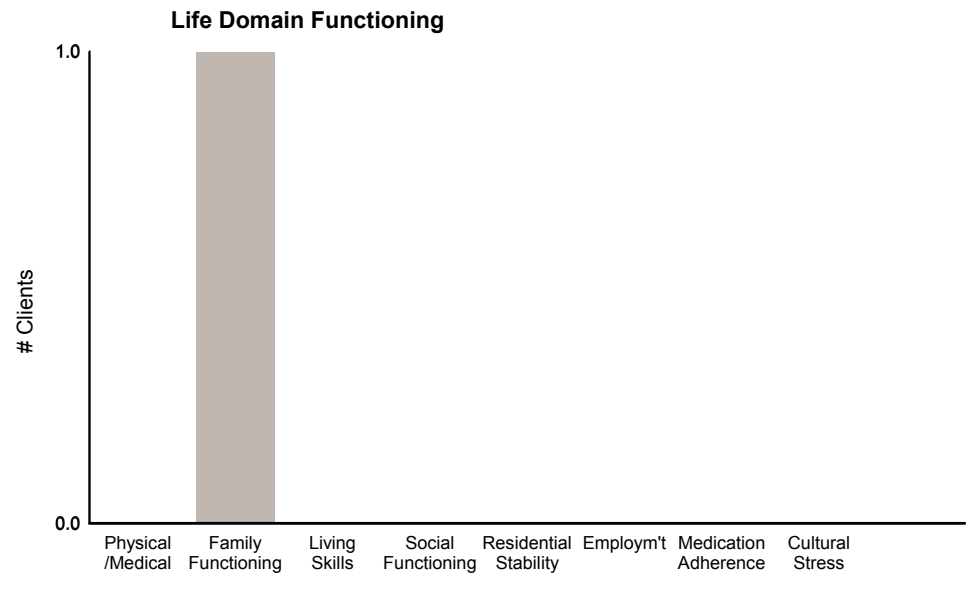


Didn't Improve
 Improved
 This report looks at current ANSAs to see how many clients improved on items rated 2 or 3 from the prior ANSA.

Num of episodes w/ min. 2 ANSAs: 1 Average days between ANSAs: 136.0 % clients improved on min. 30% of actionable items: **0%**



| | | | | | | | | | | | |
|-----|-----|-----|-----|-----|-----|-----|----------------------|-----|-----|-----|-----|
| 0% | 0% | 0% | 0% | 0% | 0% | 0% | % improvement | 0% | 0% | 0% | 0% |
| 0/0 | 0/0 | 0/1 | 0/1 | 0/0 | 0/0 | 0/0 | | 0/0 | 0/0 | 0/0 | 0/1 |



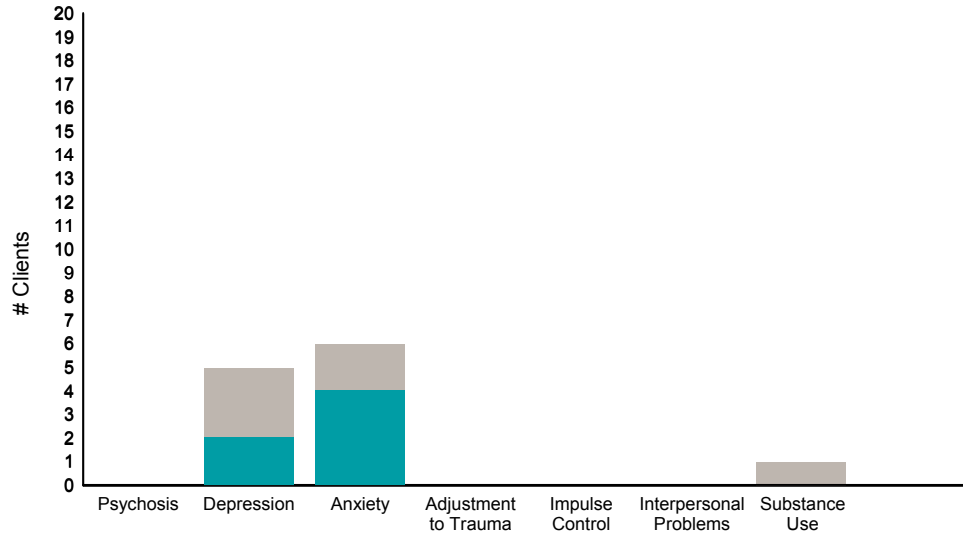
| | | | | | | | | | | | | | | |
|-----|-----|-----|-----|-----|-----|-----|-----|----------------------|-----|-----|-----|-----|-----|-----|
| 0% | 0% | 0% | 0% | 0% | 0% | 0% | 0% | % improvement | 0% | 0% | 0% | 0% | 0% | 0% |
| 0/0 | 0/1 | 0/0 | 0/0 | 0/0 | 0/0 | 0/0 | 0/0 | | 0/0 | 0/0 | 0/0 | 0/0 | 0/0 | 0/0 |

Didn't Improve
 Improved

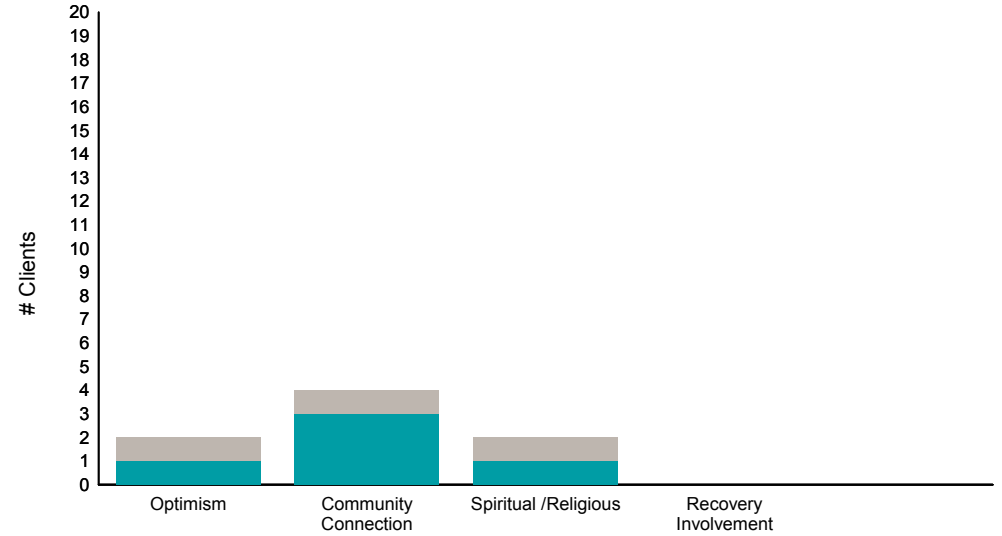
This report looks at current ANSAs to see how many clients improved on items rated 2 or 3 from the prior ANSA.

Num of episodes w/ min. 2 ANSAs: 20 Average days between ANSAs: 425.7 % clients improved on min. 30% of actionable items: **83% (= 10/12)**

Behavioral Health Domain

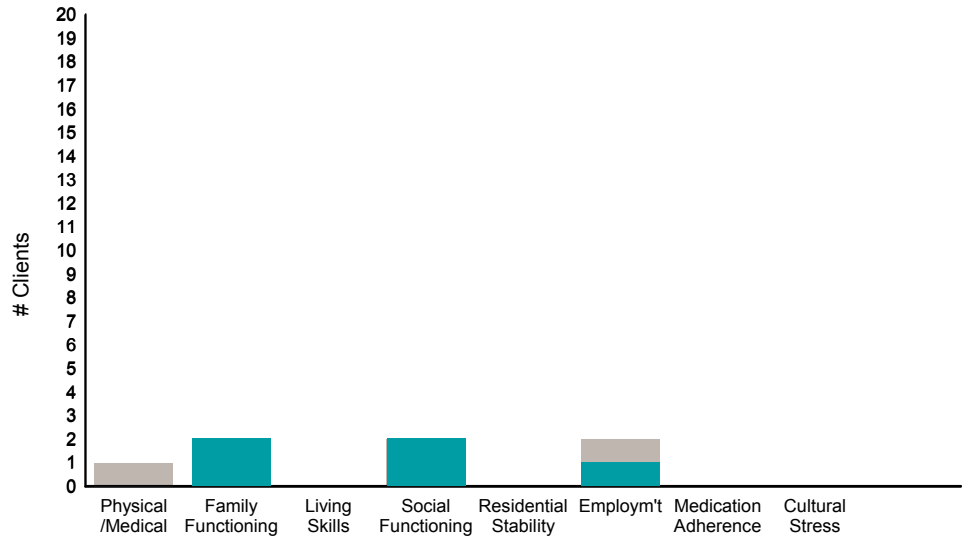


Strengths



| | | | | | | | % improvement | | | | |
|-----|-----|-----|-----|-----|-----|-----|---------------|-----|-----|-----|--|
| 0% | 40% | 67% | 0% | 0% | 0% | 0% | 50% | 75% | 50% | 0% | |
| 0/0 | 2/5 | 4/6 | 0/0 | 0/0 | 0/0 | 0/1 | 1/2 | 3/4 | 1/2 | 0/0 | |

Life Domain Functioning



Risk Behaviors



| | | | | | | | | % improvement | | | | | | |
|-----|------|-----|------|-----|-----|-----|-----|---------------|-----|-----|-----|-----|-----|--|
| 0% | 100% | 0% | 100% | 0% | 50% | 0% | 0% | 0% | 0% | 0% | 0% | 0% | 0% | |
| 0/1 | 2/2 | 0/0 | 2/2 | 0/0 | 1/2 | 0/0 | 0/0 | 0/0 | 0/0 | 0/0 | 0/0 | 0/0 | 0/0 | |

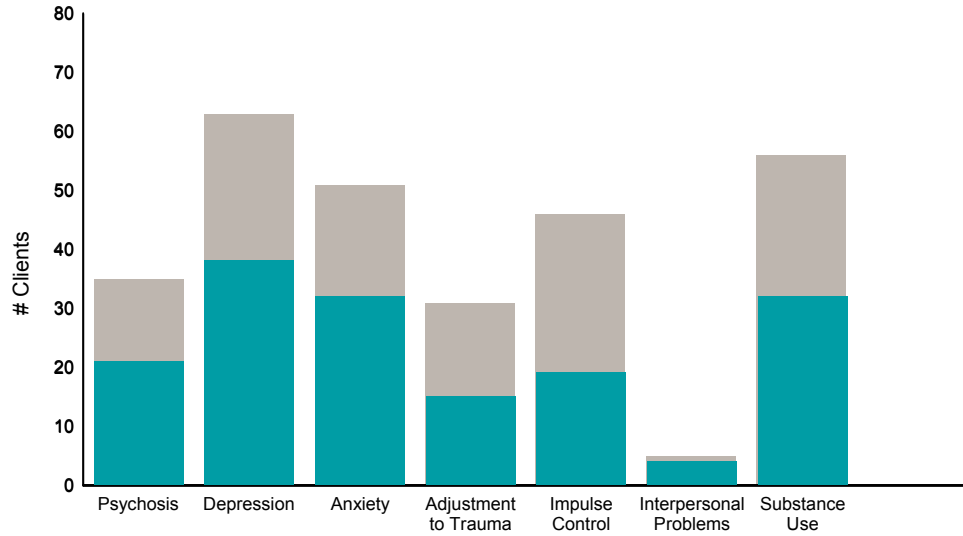
FY17-18 Q1-4 Objective A.2 ANSA Outcomes Item-Level Report
La Amistad Residential Adult & Day Treatment (38091, 38092, 3809 EPISODE)

Didn't Improve
 Improved

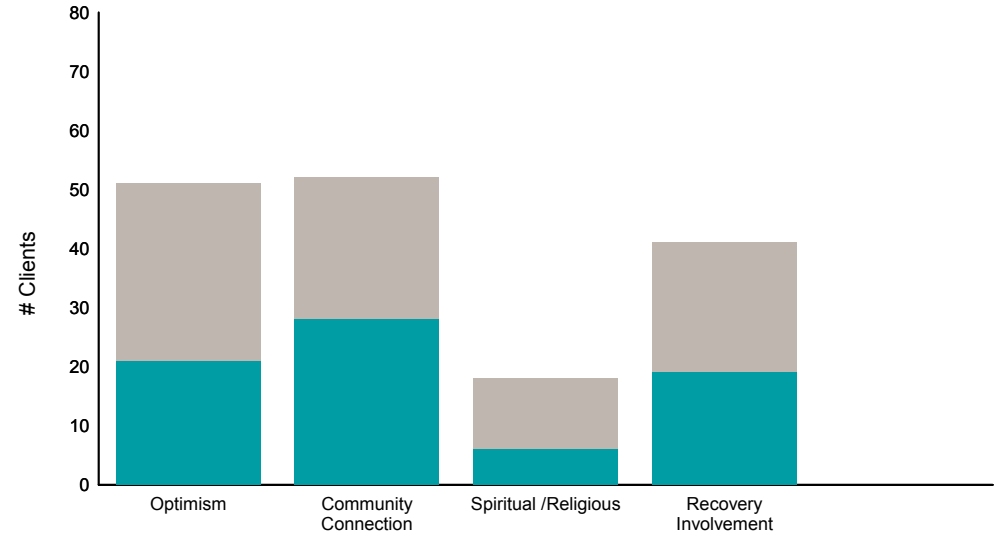
This report looks at current ANSAs to see how many clients improved on items rated 2 or 3 from the prior ANSA.

Num of episodes w/ min. 2 ANSAs: 71 Average days between ANSAs: 59.3 % clients improved on min. 30% of actionable items: **73% (= 52/71)**

Behavioral Health Domain

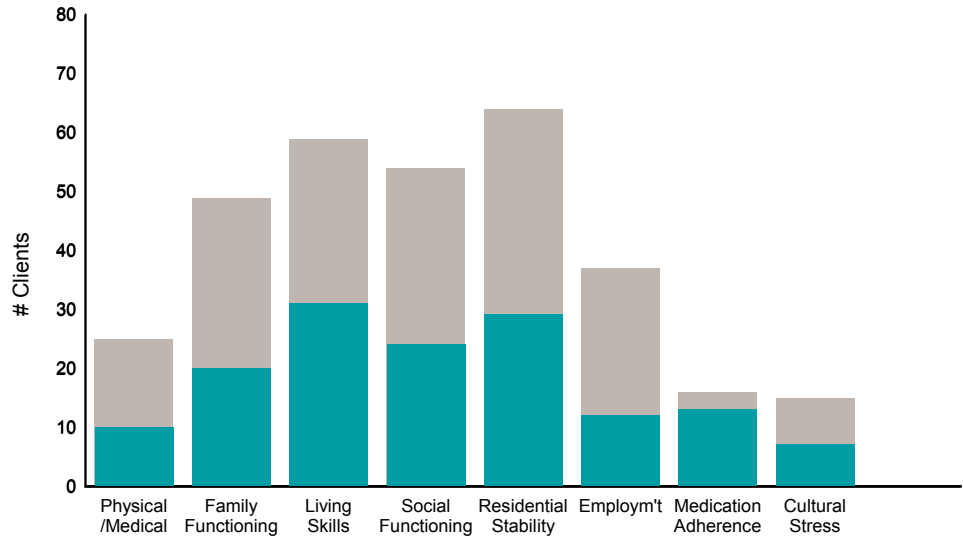


Strengths

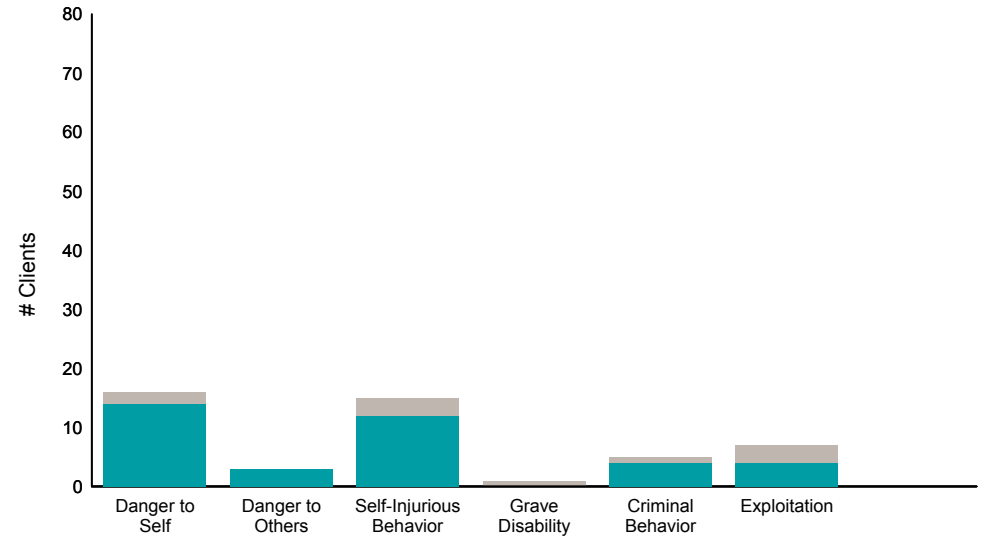


| Item | % improvement |
|------------------------|---------------|
| Psychosis | 60% (21/35) |
| Depression | 60% (38/63) |
| Anxiety | 63% (32/51) |
| Adjustment to Trauma | 48% (15/31) |
| Impulse Control | 41% (19/46) |
| Interpersonal Problems | 80% (4/5) |
| Substance Use | 57% (32/56) |
| Optimism | 41% (21/51) |
| Community Connection | 54% (28/52) |
| Spiritual /Religious | 33% (6/18) |
| Recovery Involvement | 46% (19/41) |

Life Domain Functioning



Risk Behaviors



| Item | % improvement |
|-------------------------|---------------|
| Physical /Medical | 40% (10/25) |
| Family Functioning | 41% (20/49) |
| Living Skills | 53% (31/59) |
| Social Functioning | 44% (24/54) |
| Residential Stability | 45% (29/64) |
| Employm't | 32% (12/37) |
| Medication Adherence | 81% (13/16) |
| Cultural Stress | 47% (7/15) |
| Danger to Self | 88% (14/16) |
| Danger to Others | 100% (3/3) |
| Self-Injurious Behavior | 80% (12/15) |
| Grave Disability | 0% (0/1) |
| Criminal Behavior | 80% (4/5) |
| Exploitation | 57% (4/7) |

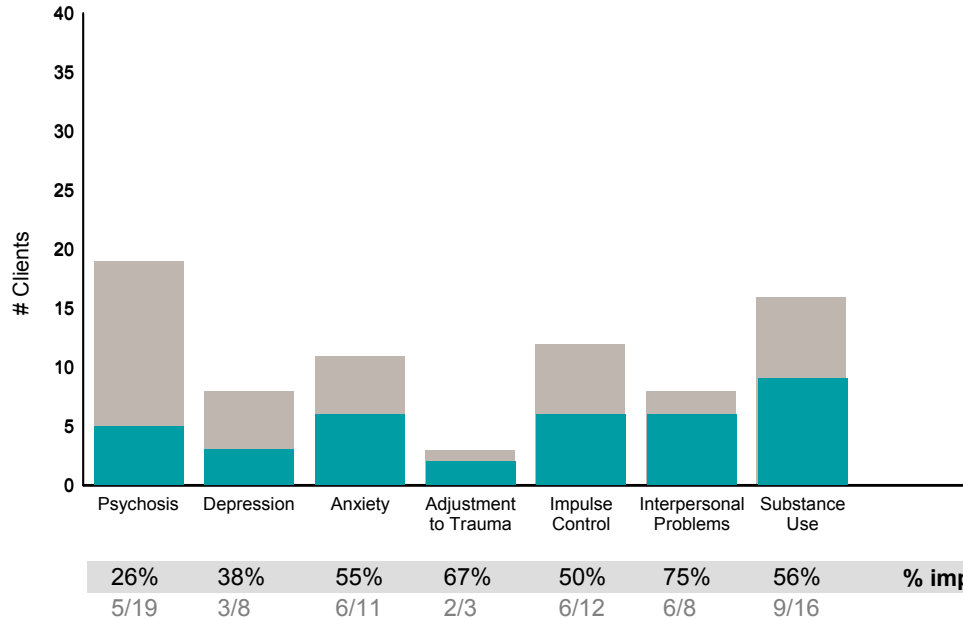
This report reflects data from 7/1/2017 - 6/30/2018

Didn't Improve
 Improved

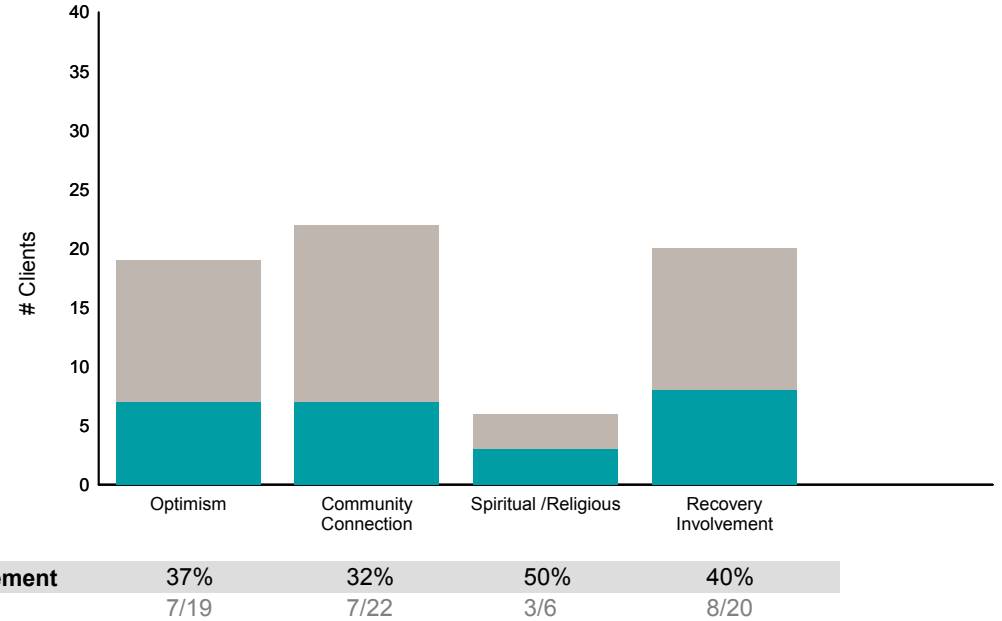
This report looks at current ANSAs to see how many clients improved on items rated 2 or 3 from the prior ANSA.

Num of episodes w/ min. 2 ANSAs: 38 Average days between ANSAs: 268.7 % clients improved on min. 30% of actionable items: **62% (= 23/37)**

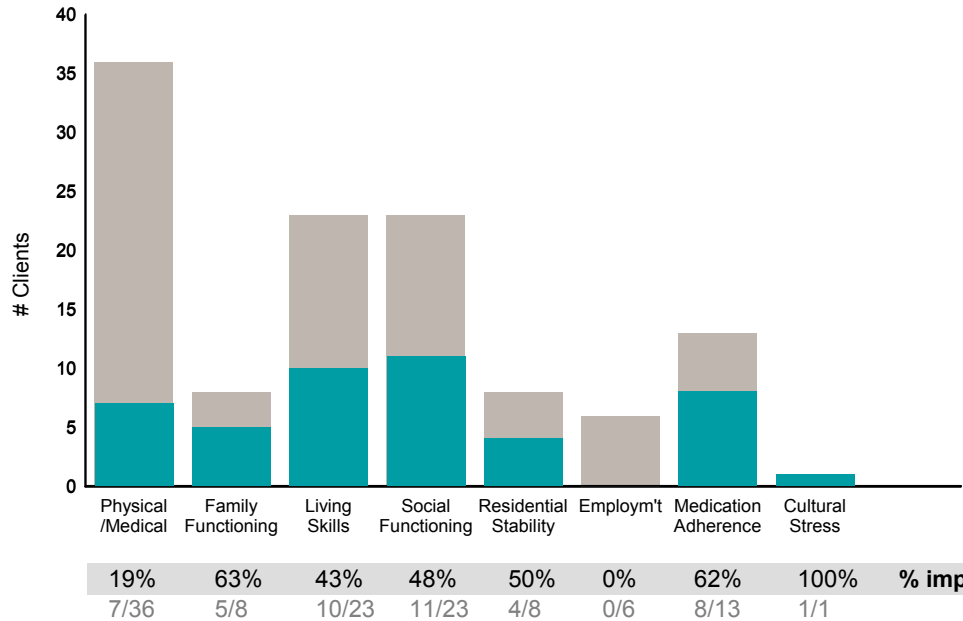
Behavioral Health Domain



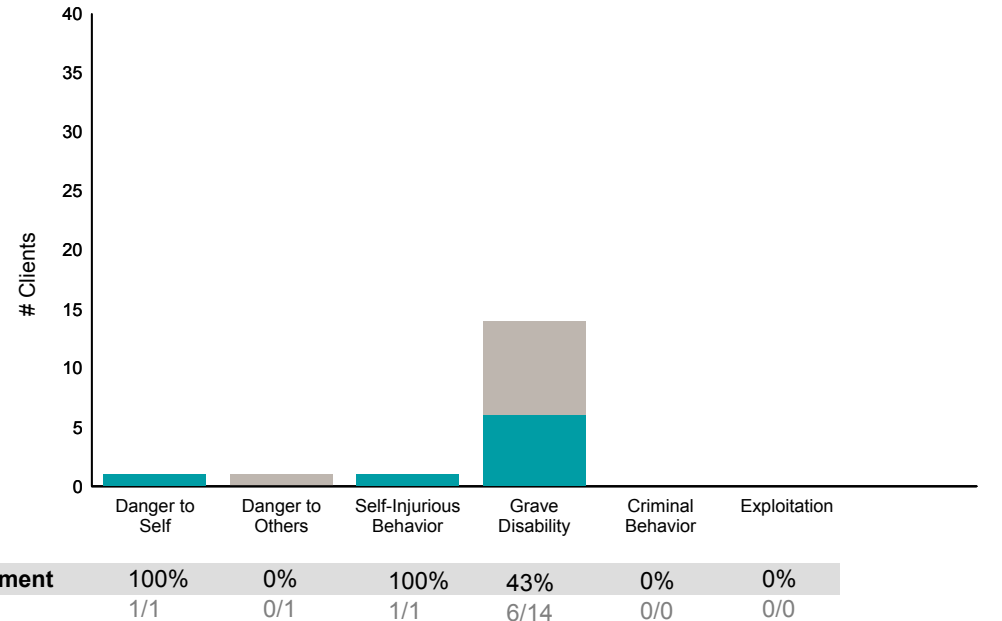
Strengths



Life Domain Functioning



Risk Behaviors



Didn't Improve
 Improved

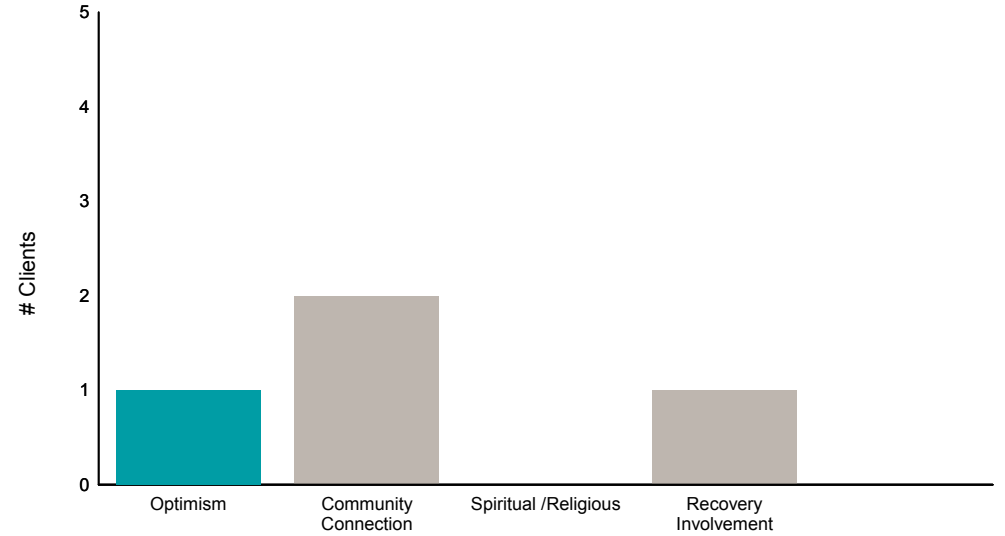
This report looks at current ANSAs to see how many clients improved on items rated 2 or 3 from the prior ANSA.

Num of episodes w/ min. 2 ANSAs: 5 Average days between ANSAs: 268.8 % clients improved on min. 30% of actionable items: **75% (= 3/4)**

Behavioral Health Domain

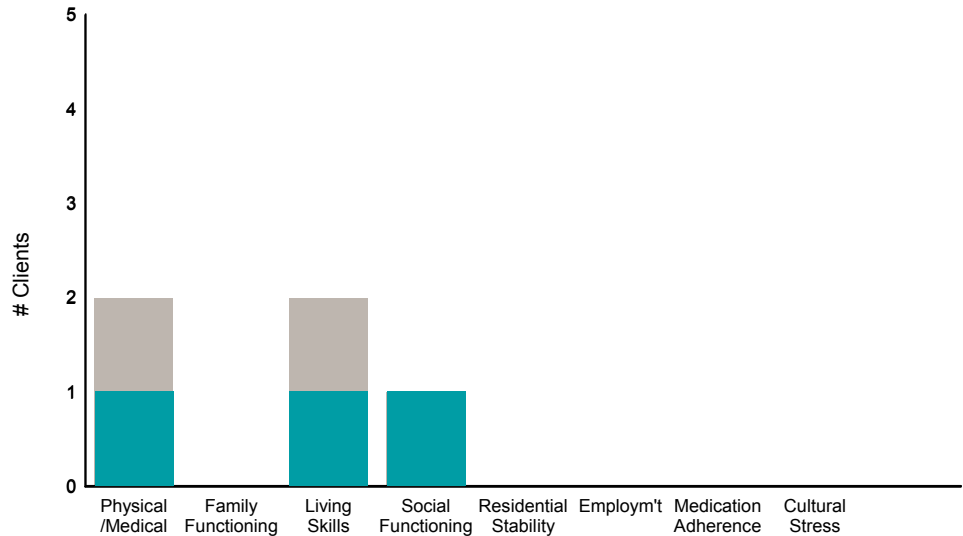


Strengths

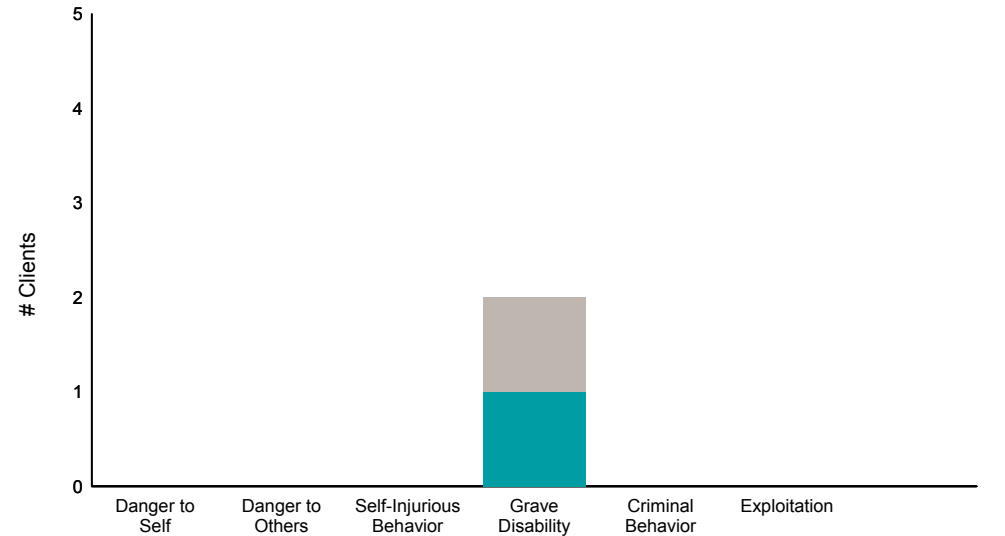


| | | | | | | | % improvement | | | | |
|-----|-----|-----|-----|-----|-----|-----|---------------|-----|-----|-----|--|
| 67% | 0% | 0% | 0% | 0% | 0% | 0% | 100% | 0% | 0% | 0% | |
| 2/3 | 0/0 | 0/0 | 0/0 | 0/1 | 0/0 | 0/1 | 1/1 | 0/2 | 0/0 | 0/1 | |

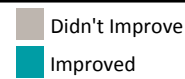
Life Domain Functioning



Risk Behaviors




| | | | | | | | | % improvement | | | | |
|-----|-----|-----|------|-----|-----|-----|-----|---------------|-----|-----|--|--|
| 50% | 0% | 50% | 100% | 0% | 0% | 0% | 0% | 0% | 0% | 0% | | |
| 1/2 | 0/0 | 1/2 | 1/1 | 0/0 | 0/0 | 0/0 | 0/0 | 1/2 | 0/0 | 0/0 | | |



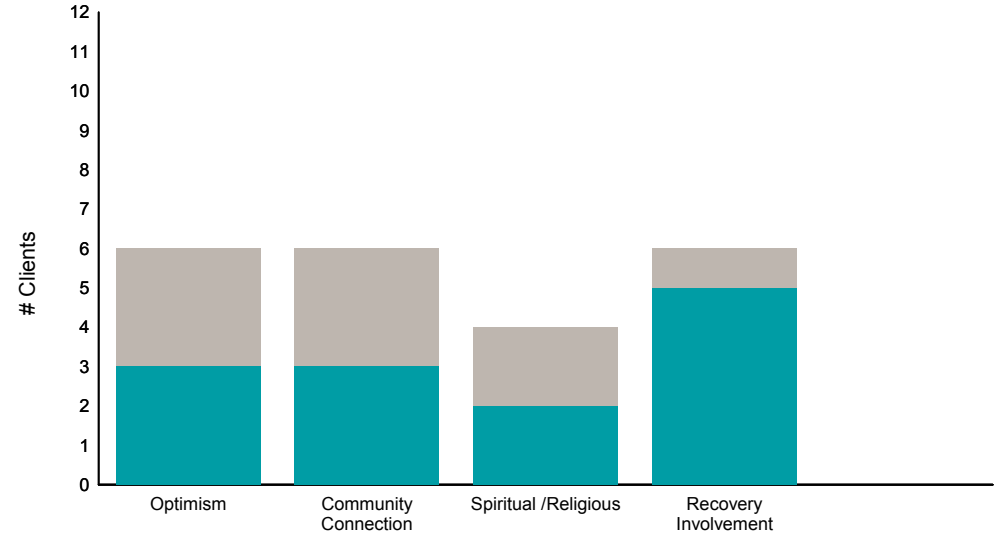
This report looks at current ANSAs to see how many clients improved on items rated 2 or 3 from the prior ANSA.

Num of episodes w/ min. 2 ANSAs: 12 Average days between ANSAs: 320.3 % clients improved on min. 30% of actionable items: **58% (= 7/12)**

Behavioral Health Domain

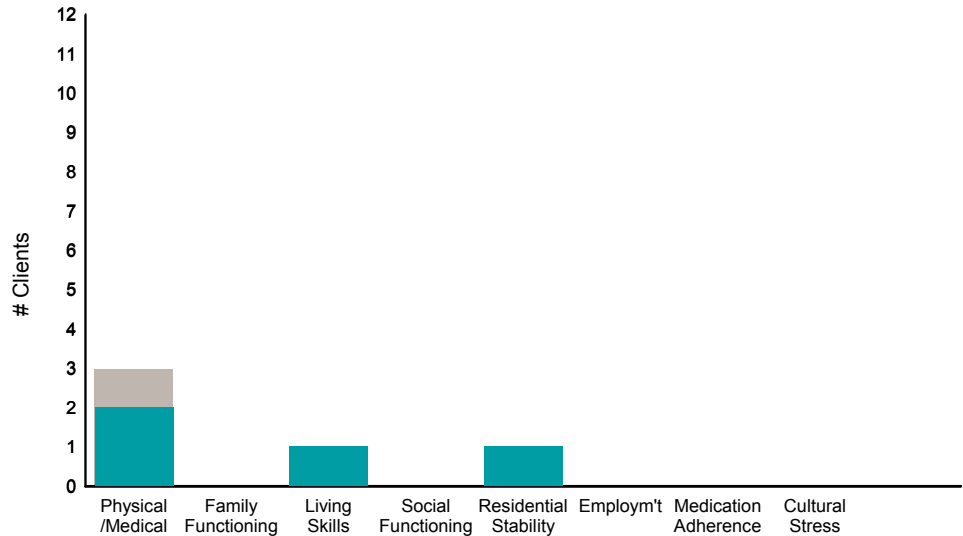


Strengths



| | | | | | | | % improvement | | | | |
|-----|-----|-----|-----|-----|-----|-----|---------------|-----|-----|-----|--|
| 75% | 0% | 0% | 0% | 0% | 0% | 17% | 50% | 50% | 50% | 83% | |
| 3/4 | 0/0 | 0/0 | 0/0 | 0/0 | 0/0 | 1/6 | 3/6 | 3/6 | 2/4 | 5/6 | |

Life Domain Functioning



Risk Behaviors

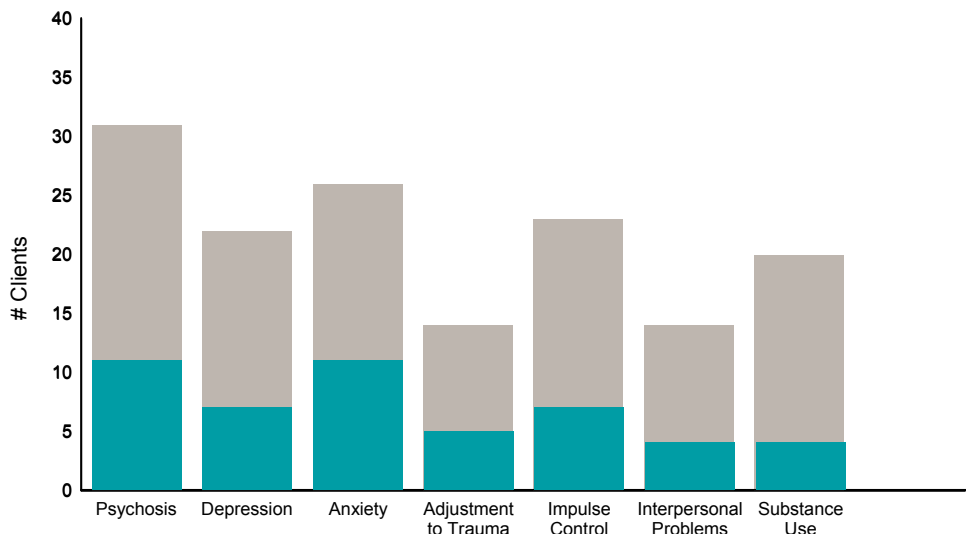


| | | | | | | | | % improvement | | | | | | |
|-----|-----|------|-----|------|-----|-----|-----|---------------|-----|-----|-----|-----|-----|--|
| 67% | 0% | 100% | 0% | 100% | 0% | 0% | 0% | 0% | 0% | 0% | 0% | 0% | 0% | |
| 2/3 | 0/0 | 1/1 | 0/0 | 1/1 | 0/0 | 0/0 | 0/0 | 0/0 | 0/0 | 0/0 | 0/0 | 0/0 | 0/0 | |

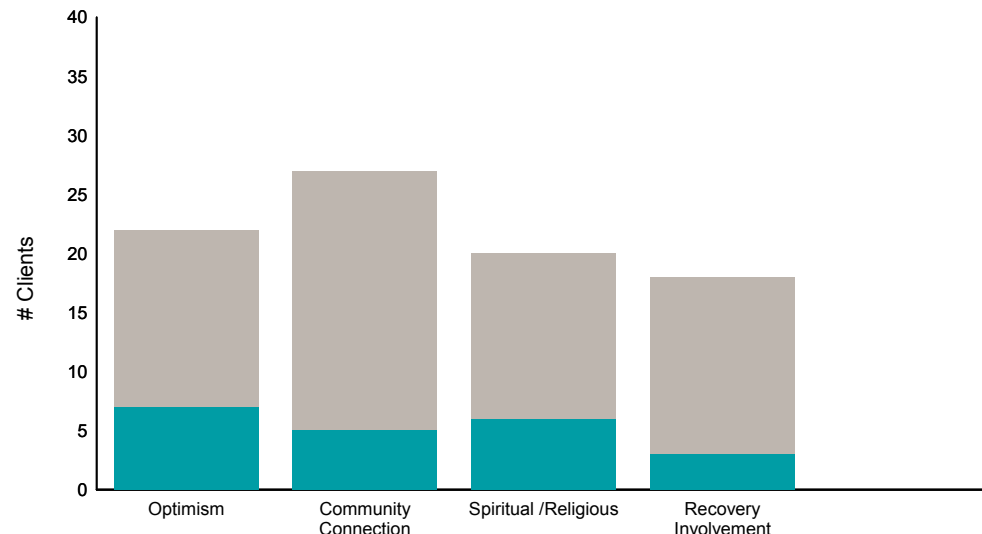
Didn't Improve
 Improved
 This report looks at current ANSAs to see how many clients improved on items rated 2 or 3 from the prior ANSA.

Num of episodes w/ min. 2 ANSAs: 40 Average days between ANSAs: 611.9 % clients improved on min. 30% of actionable items: **58% (= 22/38)**

Behavioral Health Domain

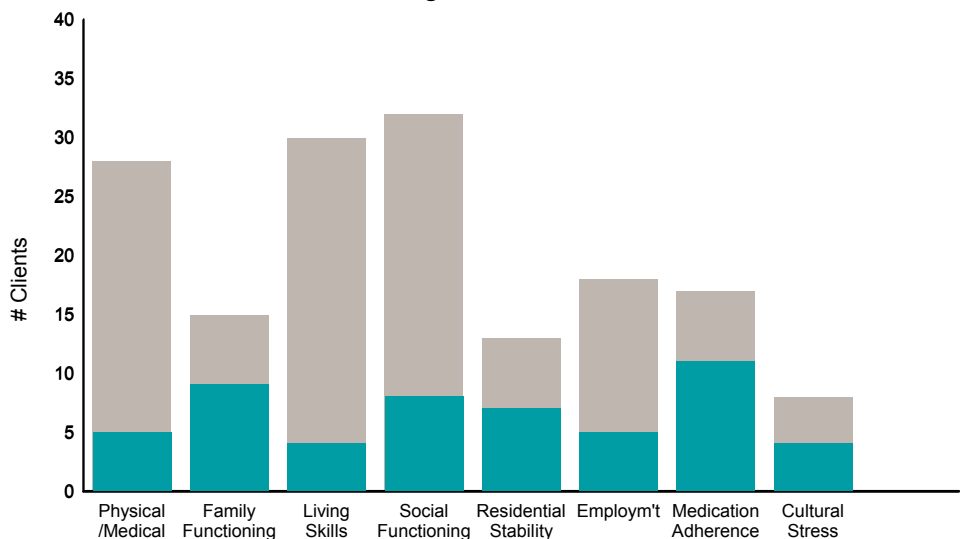


Strengths

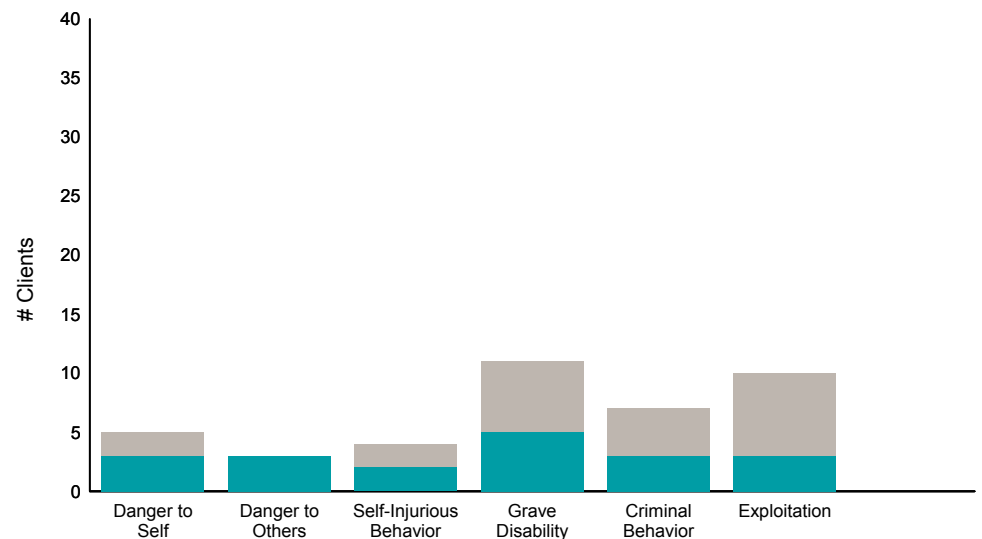


| Item | % improvement | Count |
|------------------------|---------------|-------|
| Psychosis | 35% | 11/31 |
| Depression | 32% | 7/22 |
| Anxiety | 42% | 11/26 |
| Adjustment to Trauma | 36% | 5/14 |
| Impulse Control | 30% | 7/23 |
| Interpersonal Problems | 29% | 4/14 |
| Substance Use | 20% | 4/20 |
| Optimism | 32% | 7/22 |
| Community Connection | 19% | 5/27 |
| Spiritual /Religious | 30% | 6/20 |
| Recovery Involvement | 17% | 3/18 |

Life Domain Functioning



Risk Behaviors

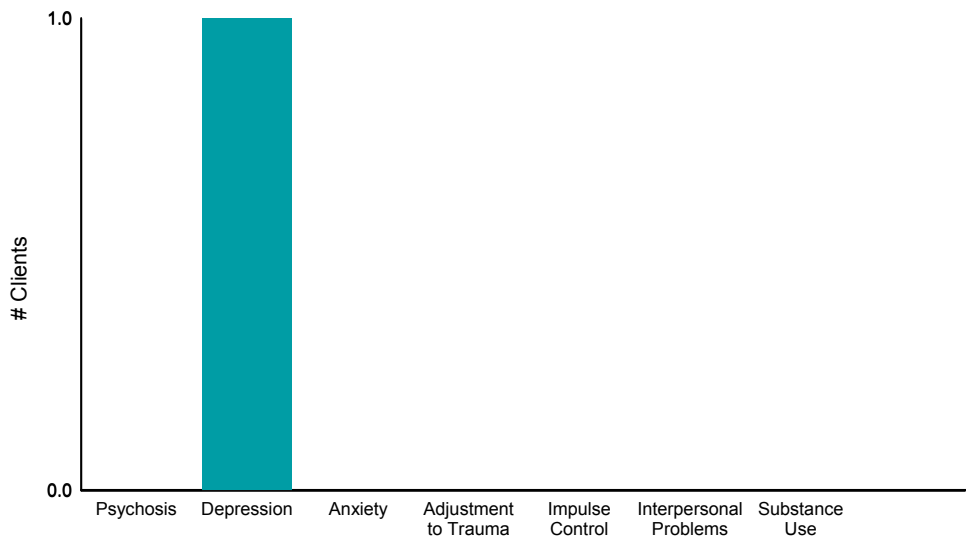


| Item | % improvement | Count |
|-------------------------|---------------|-------|
| Physical /Medical | 18% | 5/28 |
| Family Functioning | 60% | 9/15 |
| Living Skills | 13% | 4/30 |
| Social Functioning | 25% | 8/32 |
| Residential Stability | 54% | 7/13 |
| Employ'm't | 28% | 5/18 |
| Medication Adherence | 65% | 11/17 |
| Cultural Stress | 50% | 4/8 |
| Danger to Self | 60% | 3/5 |
| Danger to Others | 100% | 3/3 |
| Self-Injurious Behavior | 50% | 2/4 |
| Grave Disability | 45% | 5/11 |
| Criminal Behavior | 43% | 3/7 |
| Exploitation | 30% | 3/10 |

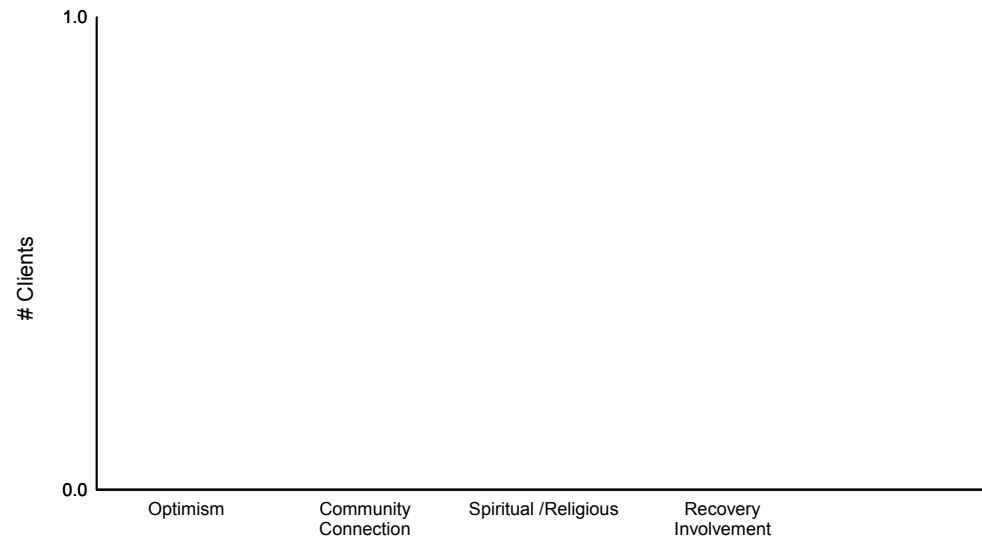
Didn't Improve
 Improved
 This report looks at current ANSAs to see how many clients improved on items rated 2 or 3 from the prior ANSA.

Num of episodes w/ min. 2 ANSAs: **1** Average days between ANSAs: **100.0** % clients improved on min. 30% of actionable items: **100% (= 1/1)**

Behavioral Health Domain




Strengths

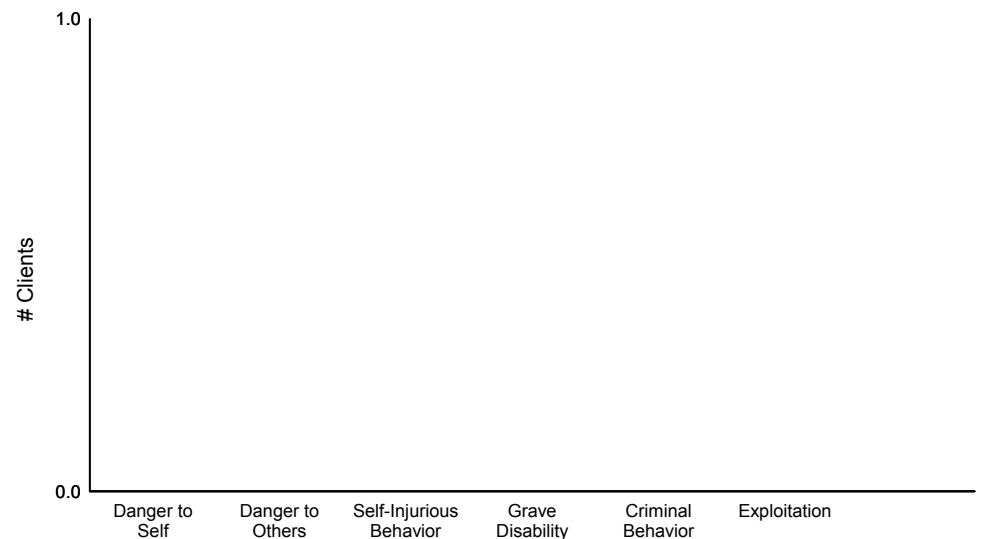


| | | | | | | | % improvement | | | | |
|-----|------|-----|-----|-----|-----|-----|---------------|-----|-----|-----|-----|
| 0% | 100% | 0% | 0% | 0% | 0% | 0% | 0% | 0% | 0% | 0% | 0% |
| 0/0 | 1/1 | 0/0 | 0/0 | 0/0 | 0/0 | 0/0 | 0/0 | 0/0 | 0/0 | 0/0 | 0/0 |

Life Domain Functioning



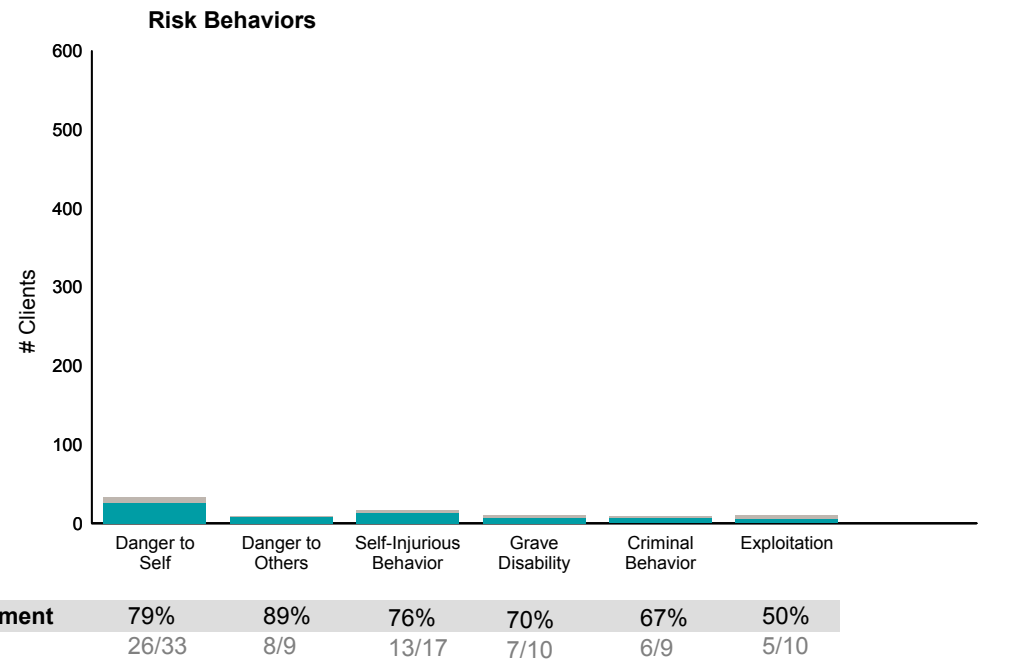
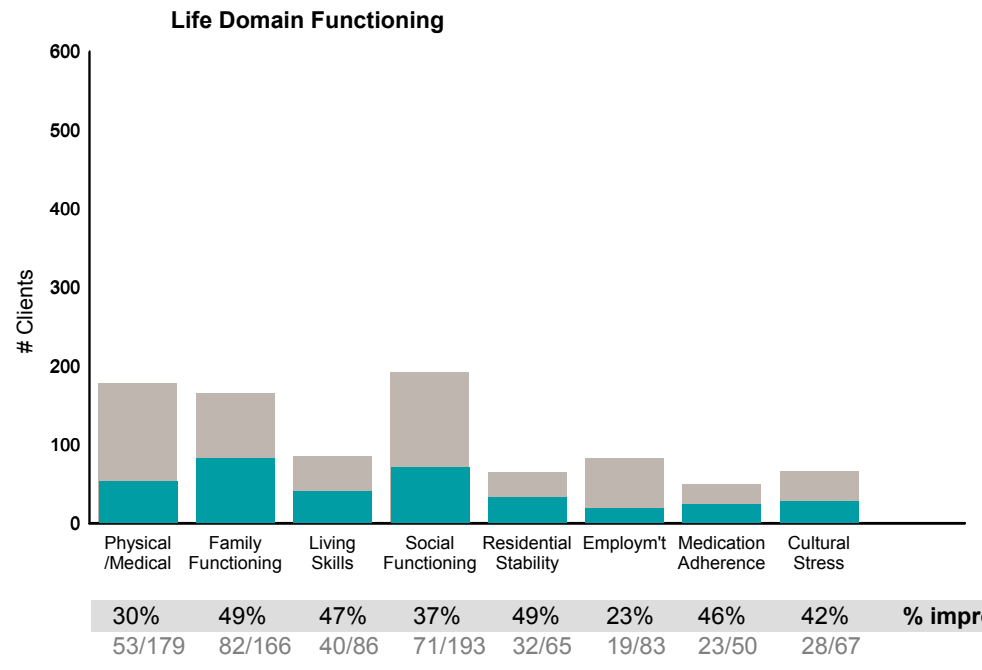
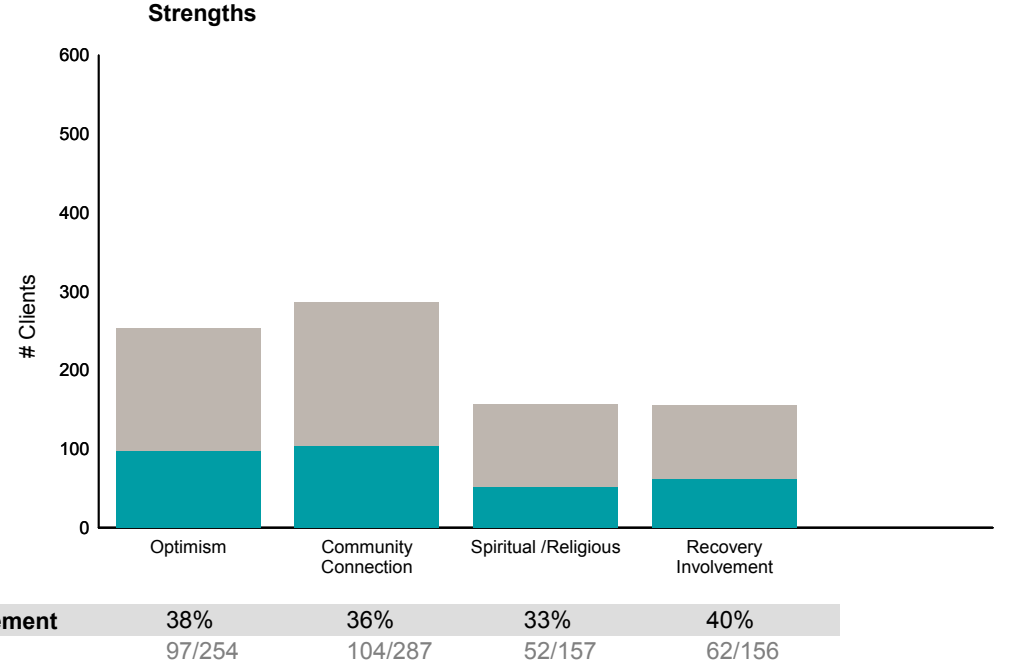
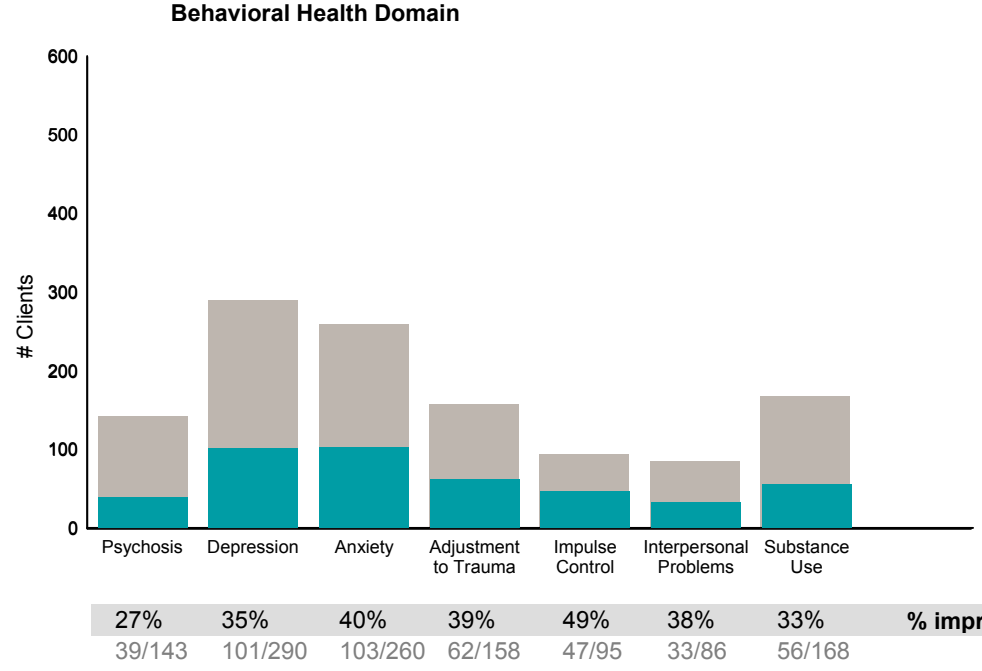
Risk Behaviors



| | | | | | | | | % improvement | | | | | | |
|-----|-----|-----|-----|-----|-----|-----|-----|---------------|-----|-----|-----|-----|-----|-----|
| 0% | 0% | 0% | 0% | 0% | 0% | 0% | 0% | 0% | 0% | 0% | 0% | 0% | 0% | 0% |
| 0/0 | 0/0 | 0/0 | 0/0 | 0/0 | 0/0 | 0/0 | 0/0 | 0/0 | 0/0 | 0/0 | 0/0 | 0/0 | 0/0 | 0/0 |

Didn't Improve
 Improved
 This report looks at current ANSAs to see how many clients improved on items rated 2 or 3 from the prior ANSA.

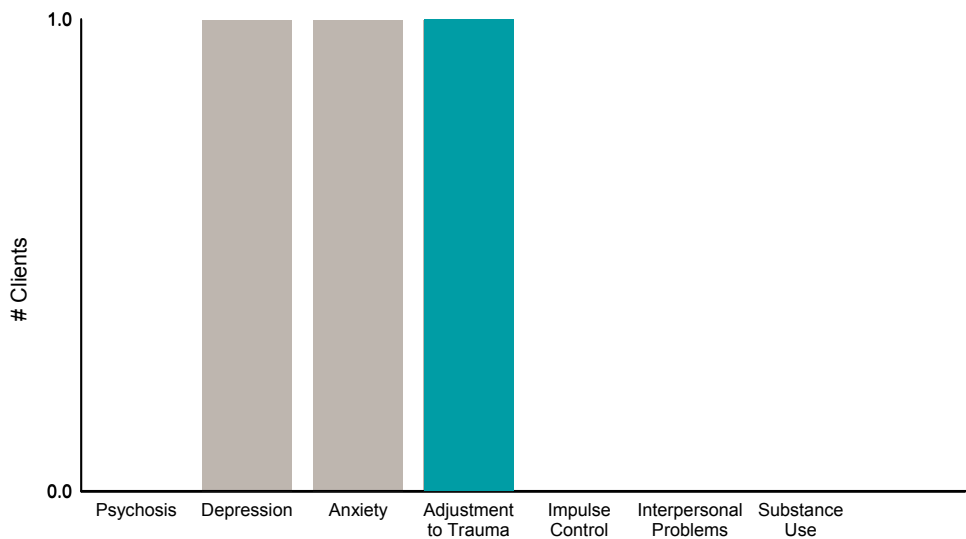
Num of episodes w/ min. 2 ANSAs: 572 Average days between ANSAs: 410.9 % clients improved on min. 30% of actionable items: **60% (= 286/477)**



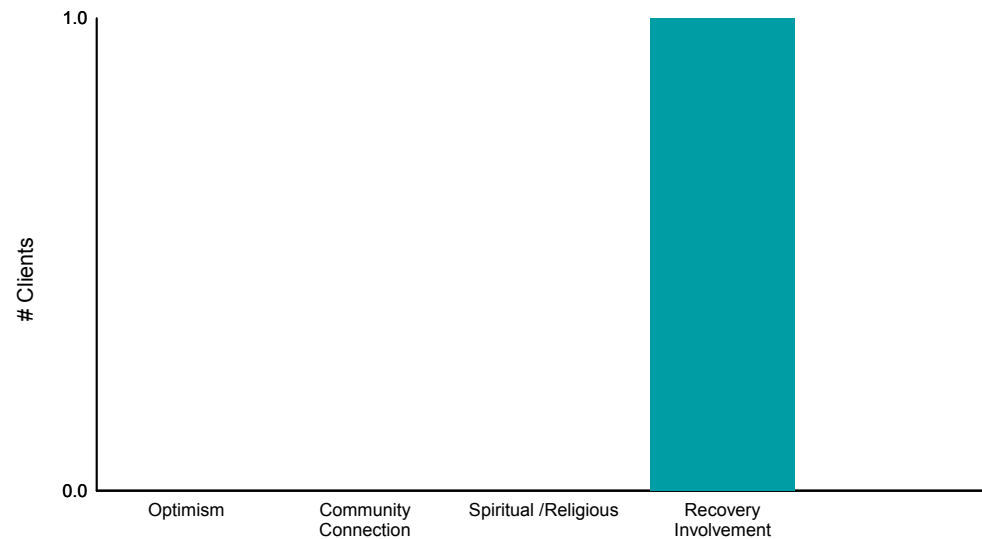
Didn't Improve
 Improved
 This report looks at current ANSAs to see how many clients improved on items rated 2 or 3 from the prior ANSA.

Num of episodes w/ min. 2 ANSAs: 1 Average days between ANSAs: 1,715.0 % clients improved on min. 30% of actionable items: **100% (= 1/1)**

Behavioral Health Domain




Strengths

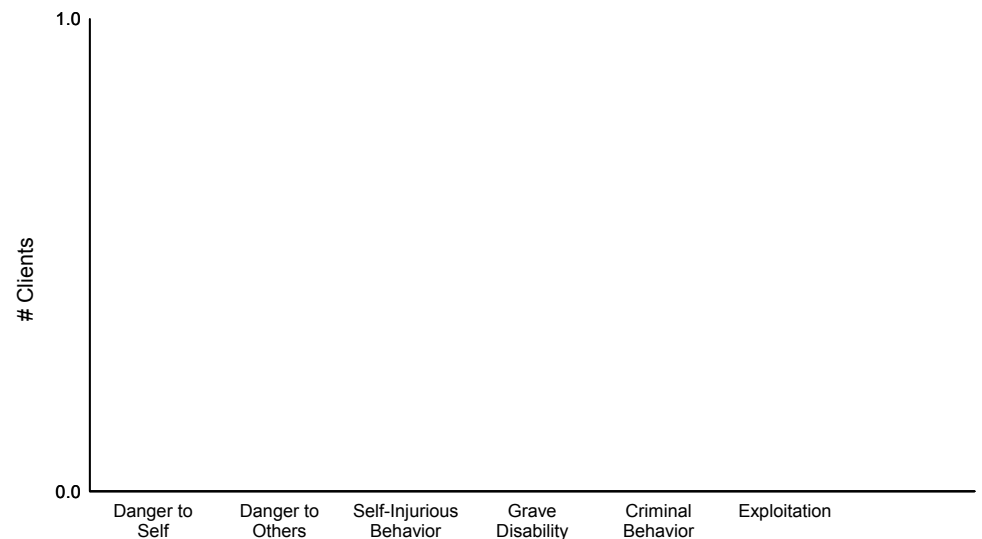


| | | | | | | | % improvement | | | | |
|-----|-----|-----|------|-----|-----|----|---------------|----|----|----|------|
| 0% | 0% | 0% | 100% | 0% | 0% | 0% | | 0% | 0% | 0% | 100% |
| 0/0 | 0/1 | 0/1 | 1/1 | 0/0 | 0/0 | /0 | | /0 | /0 | /0 | 1/1 |

Life Domain Functioning



Risk Behaviors



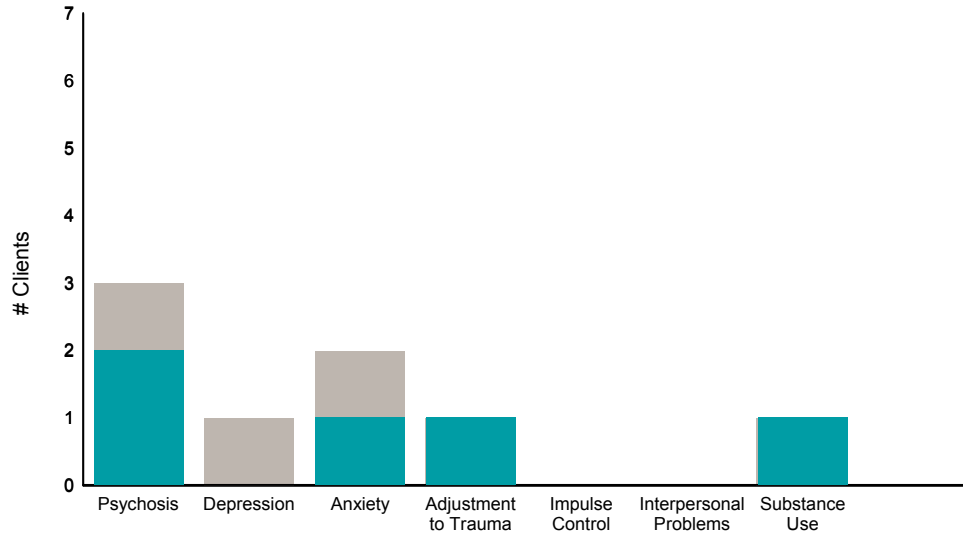
| | | | | | | | | % improvement | | | | |
|-----|-----|-----|-----|----|----|----|-----|---------------|-----|-----|----|----|
| 0% | 0% | 0% | 0% | 0% | 0% | 0% | 0% | | 0% | 0% | 0% | 0% |
| 0/1 | 0/0 | 0/0 | 0/0 | /0 | /0 | /0 | 0/0 | | 0/0 | 0/0 | /0 | /0 |

Didn't Improve
Improved

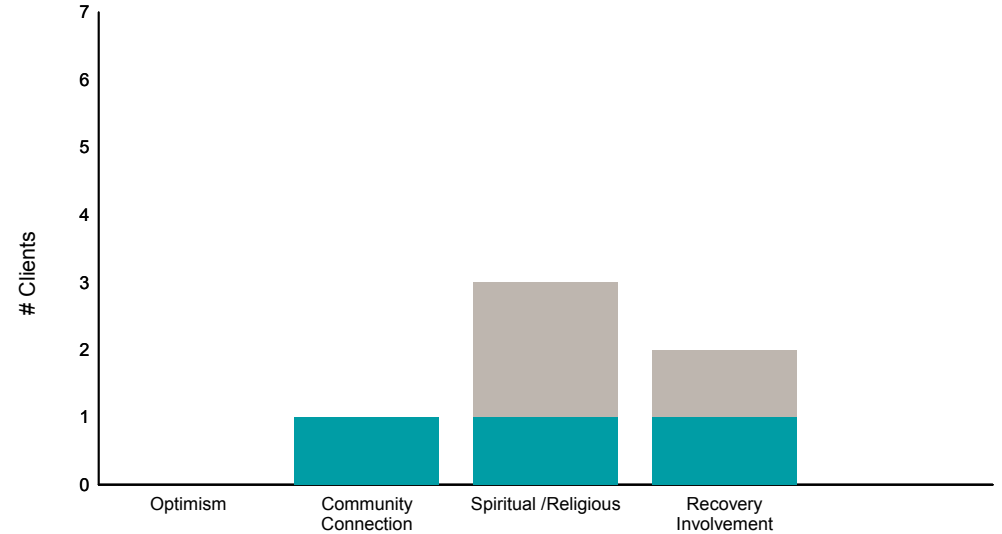
This report looks at current ANSAs to see how many clients improved on items rated 2 or 3 from the prior ANSA.

Num of episodes w/ min. 2 ANSAs: 7 Average days between ANSAs: 395.0 % clients improved on min. 30% of actionable items: **71% (= 5/7)**

Behavioral Health Domain

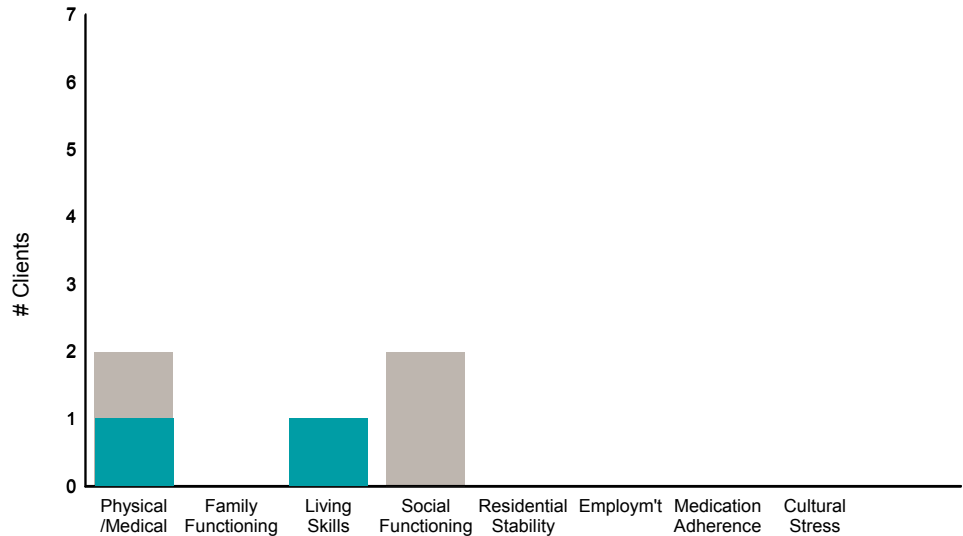


Strengths



| Item | % improvement |
|------------------------|---------------|
| Psychosis | 67% (2/3) |
| Depression | 0% (0/1) |
| Anxiety | 50% (1/2) |
| Adjustment to Trauma | 100% (1/1) |
| Impulse Control | 0% (0/0) |
| Interpersonal Problems | 0% (0/0) |
| Substance Use | 100% (1/1) |
| Optimism | 0% (0/0) |
| Community Connection | 100% (1/1) |
| Spiritual /Religious | 33% (1/3) |
| Recovery Involvement | 50% (1/2) |

Life Domain Functioning



Risk Behaviors



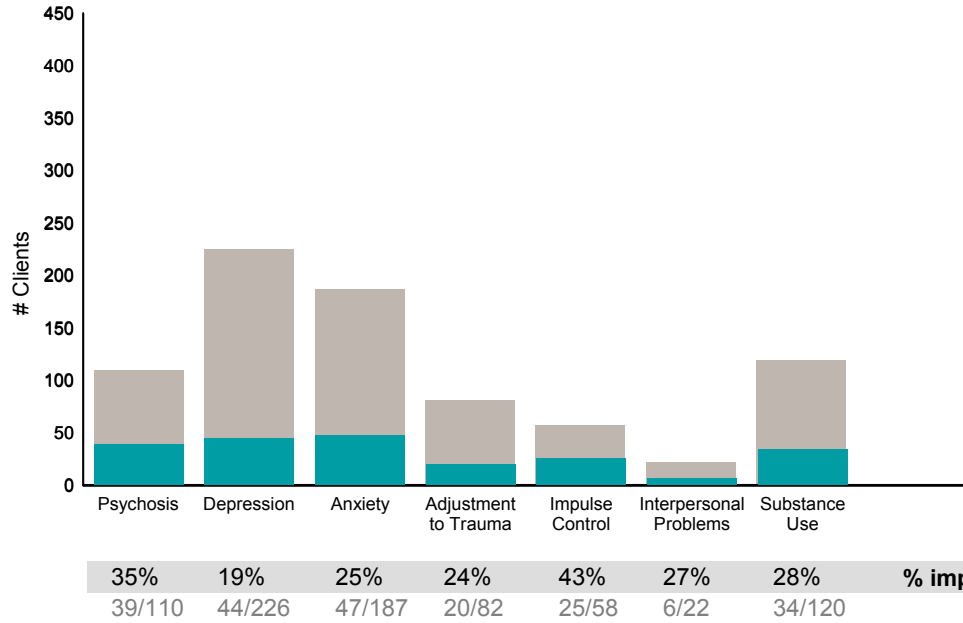
| Item | % improvement |
|-------------------------|---------------|
| Physical /Medical | 50% (1/2) |
| Family Functioning | 0% (0/0) |
| Living Skills | 100% (1/1) |
| Social Functioning | 0% (0/2) |
| Residential Stability | 0% (0/0) |
| Employ'm't | 0% (0/0) |
| Medication Adherence | 0% (0/0) |
| Cultural Stress | 0% (0/0) |
| Danger to Self | 0% (0/0) |
| Danger to Others | 0% (0/0) |
| Self-Injurious Behavior | 0% (0/0) |
| Grave Disability | 0% (0/0) |
| Criminal Behavior | 0% (0/0) |
| Exploitation | 0% (0/0) |

Didn't Improve
 Improved

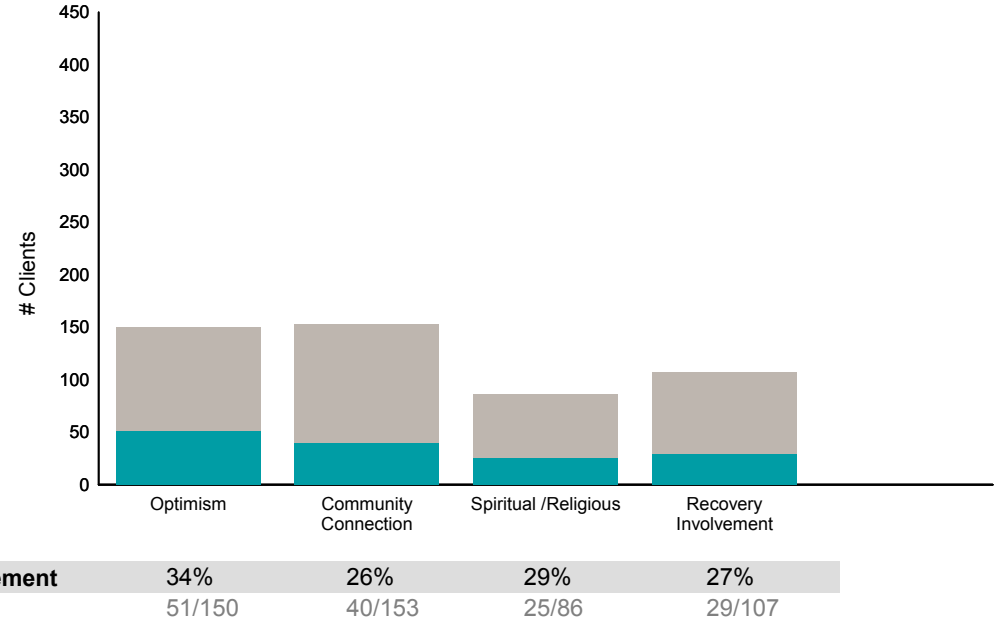
This report looks at current ANSAs to see how many clients improved on items rated 2 or 3 from the prior ANSA.

Num of episodes w/ min. 2 ANSAs: 412 Average days between ANSAs: 355.3 % clients improved on min. 30% of actionable items: **48% (= 184/386)**

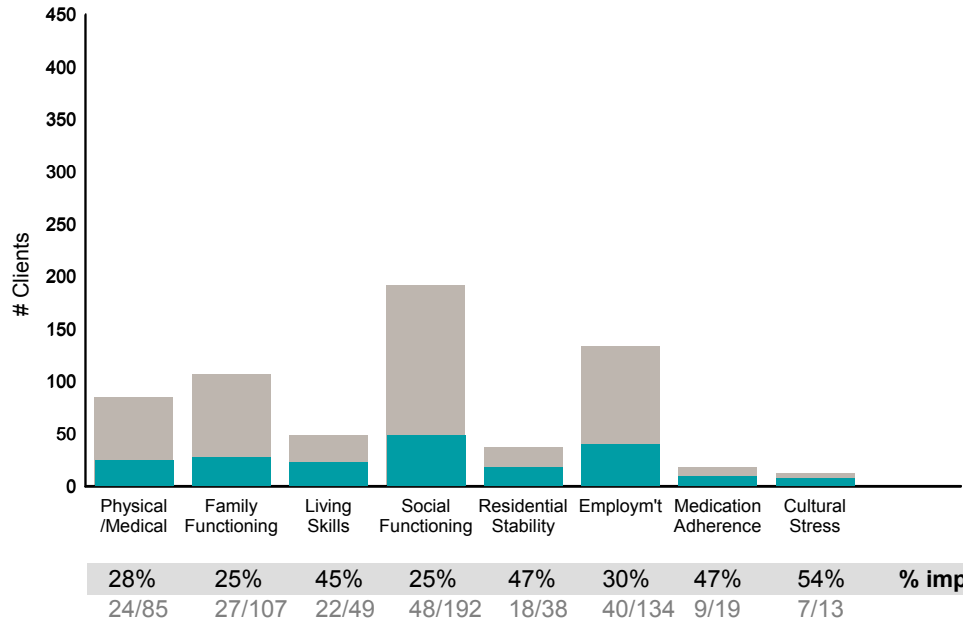
Behavioral Health Domain



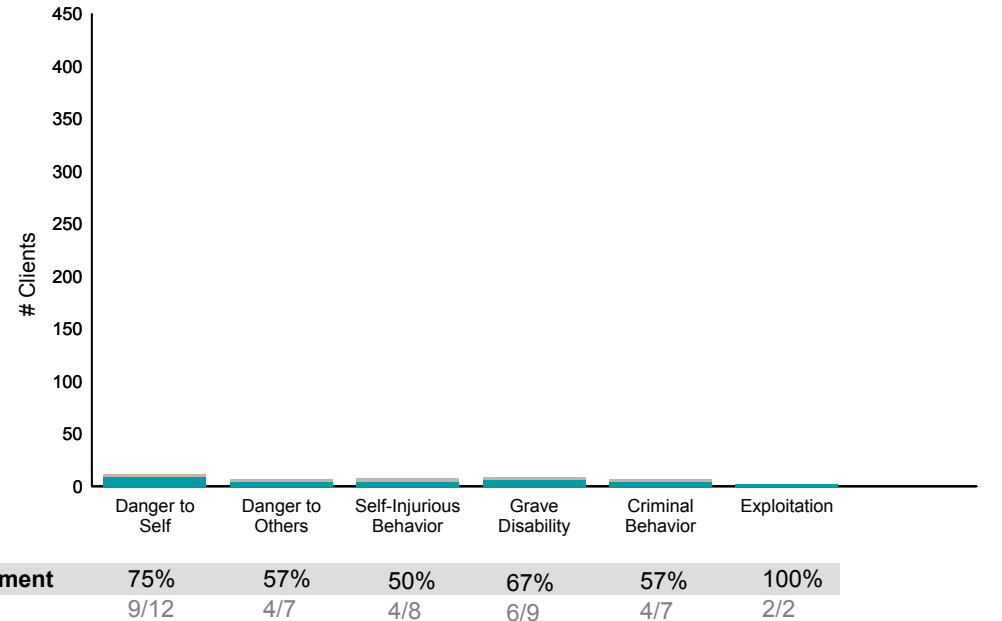
Strengths



Life Domain Functioning



Risk Behaviors

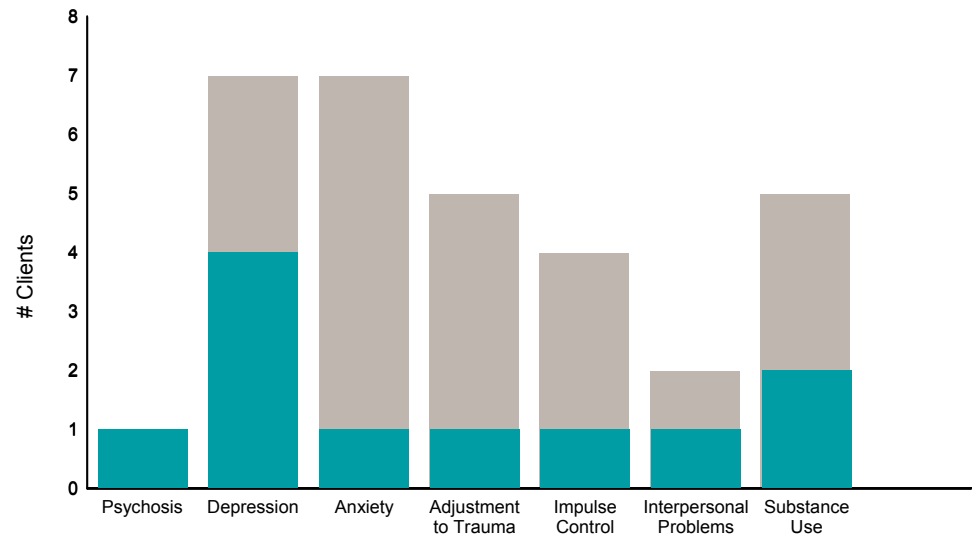


Progress Ashbury House & Day Treatment (8984 EPISODE, 89841)

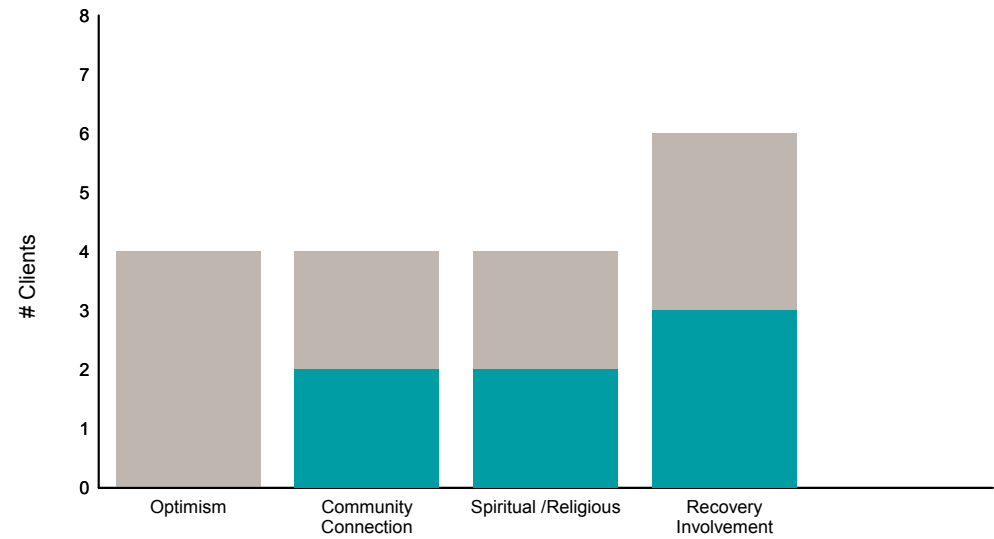
Didn't Improve
 Improved
 This report looks at current ANSAs to see how many clients improved on items rated 2 or 3 from the prior ANSA.

Num of episodes w/ min. 2 ANSAs: **8** Average days between ANSAs: **239.8** % clients improved on min. 30% of actionable items: **63% (= 5/8)**

Behavioral Health Domain

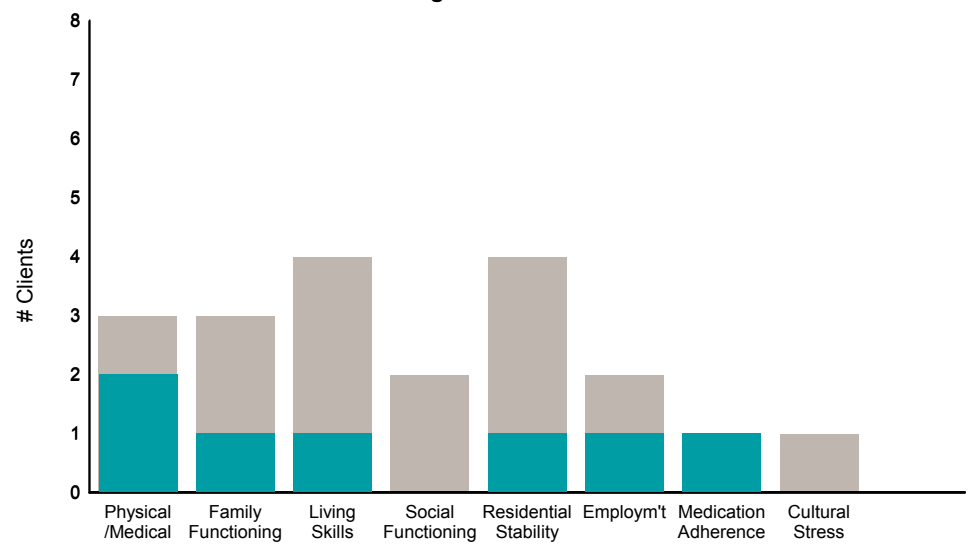


Strengths

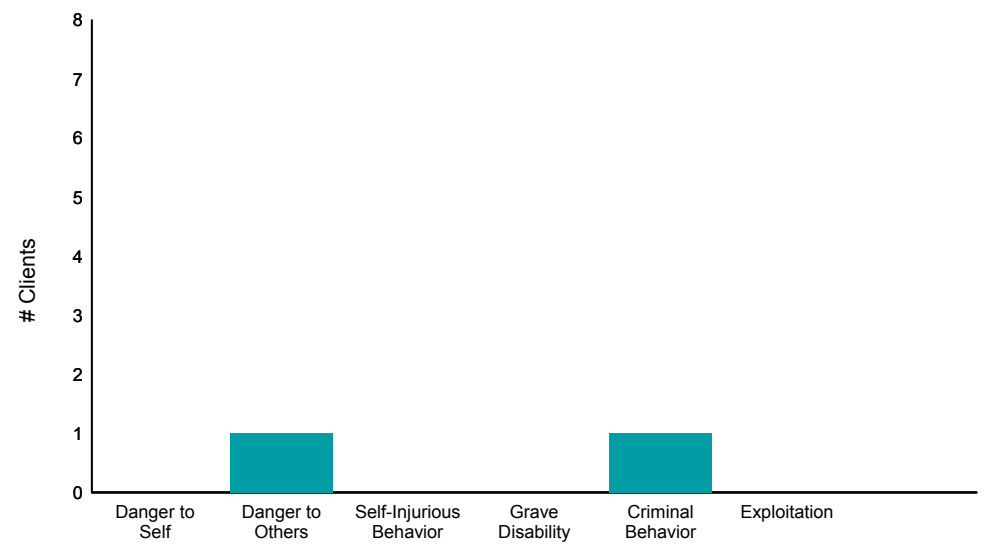


| Item | % improvement |
|------------------------|---------------|
| Psychosis | 100% (1/1) |
| Depression | 57% (4/7) |
| Anxiety | 14% (1/7) |
| Adjustment to Trauma | 20% (1/5) |
| Impulse Control | 25% (1/4) |
| Interpersonal Problems | 50% (1/2) |
| Substance Use | 40% (2/5) |
| Optimism | 0% (0/4) |
| Community Connection | 50% (2/4) |
| Spiritual /Religious | 50% (2/4) |
| Recovery Involvement | 50% (3/6) |

Life Domain Functioning



Risk Behaviors



| Item | % improvement |
|-------------------------|---------------|
| Physical /Medical | 67% (2/3) |
| Family Functioning | 33% (1/3) |
| Living Skills | 25% (1/4) |
| Social Functioning | 0% (0/2) |
| Residential Stability | 25% (1/4) |
| Employm't | 50% (1/2) |
| Medication Adherence | 100% (1/1) |
| Cultural Stress | 0% (0/1) |
| Danger to Self | 0% (0/0) |
| Danger to Others | 100% (1/1) |
| Self-Injurious Behavior | 0% (0/0) |
| Grave Disability | 0% (0/0) |
| Criminal Behavior | 100% (1/1) |
| Exploitation | 0% (0/0) |

This report reflects data from 7/1/2017 - 6/30/2018

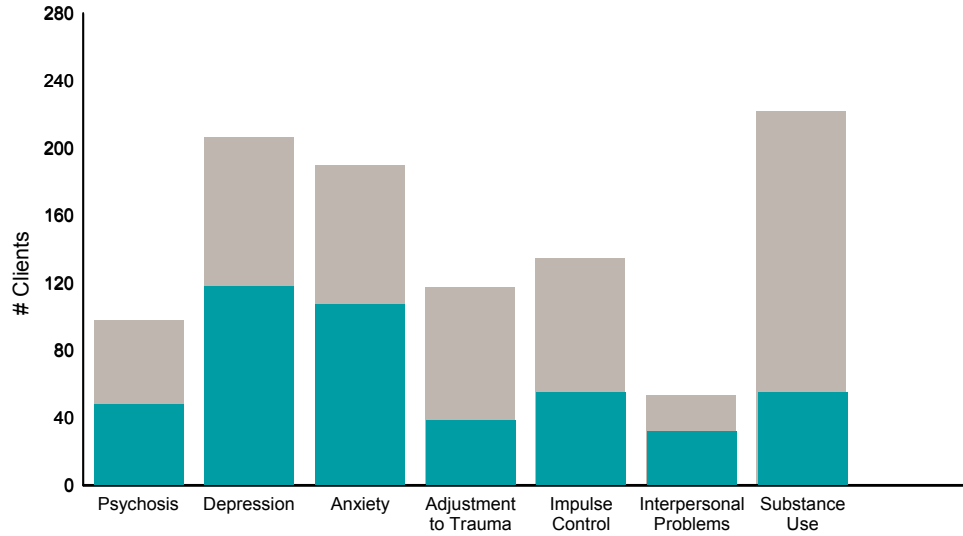
Progress Avenues Crisis RES(38A41)

Didn't Improve
Improved

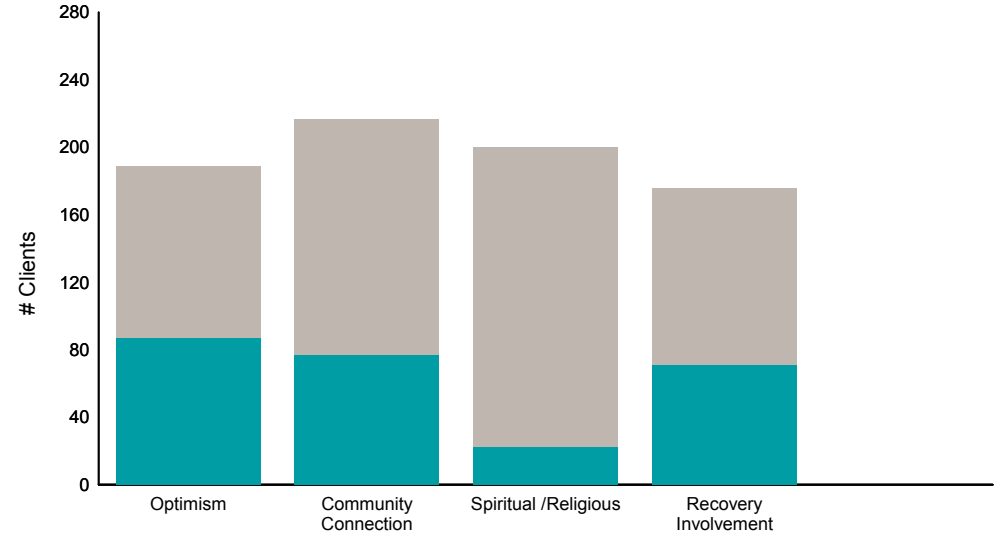
This report looks at current ANSAs to see how many clients improved on items rated 2 or 3 from the prior ANSA.

Num of episodes w/ min. 2 ANSAs: 259 Average days between ANSAs: 12.9 % clients improved on min. 30% of actionable items: **63% (= 162/259)**

Behavioral Health Domain

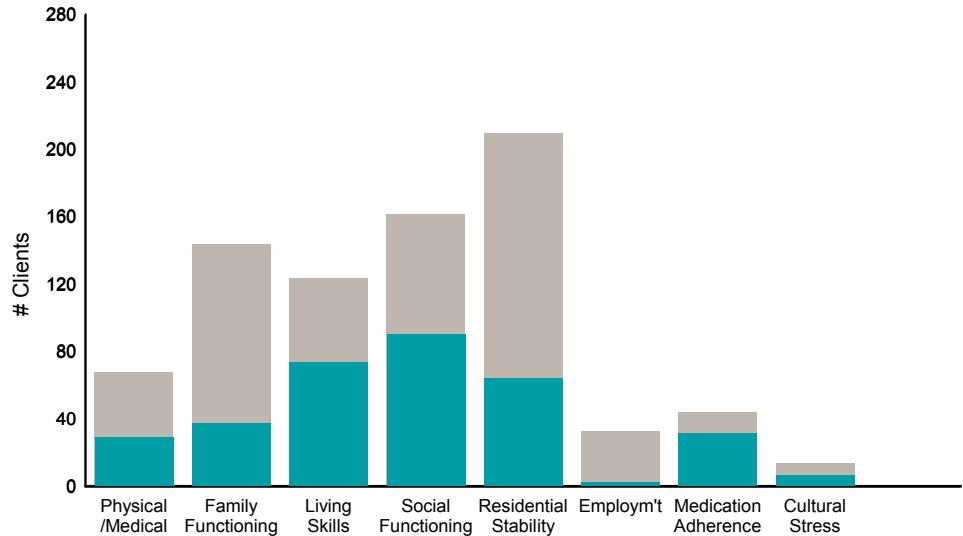


Strengths

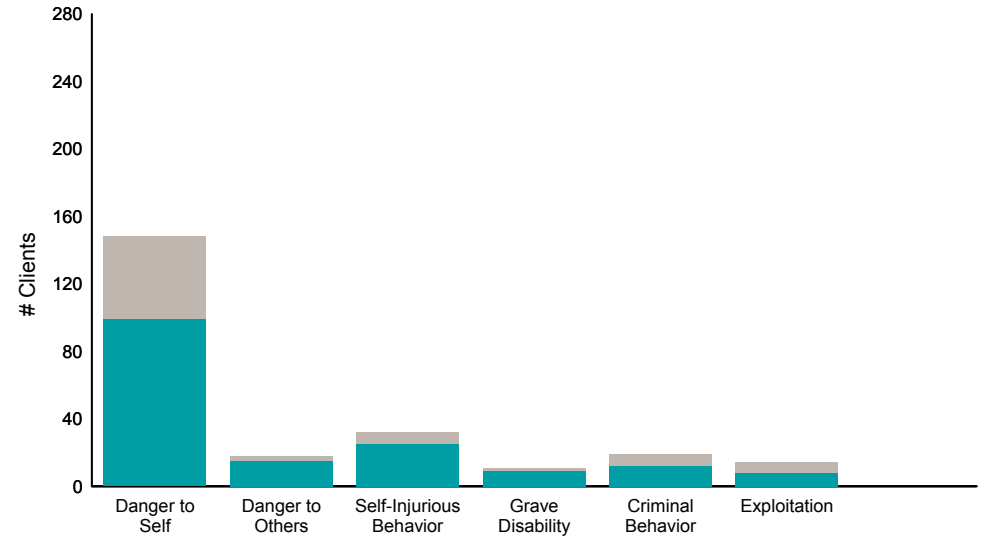


| Item | % improvement |
|------------------------|---------------|
| Psychosis | 49% (48/98) |
| Depression | 57% (118/207) |
| Anxiety | 56% (107/190) |
| Adjustment to Trauma | 32% (38/118) |
| Impulse Control | 41% (55/135) |
| Interpersonal Problems | 59% (32/54) |
| Substance Use | 25% (55/222) |
| Optimism | 46% (87/189) |
| Community Connection | 35% (77/217) |
| Spiritual /Religious | 11% (22/200) |
| Recovery Involvement | 40% (71/176) |

Life Domain Functioning



Risk Behaviors



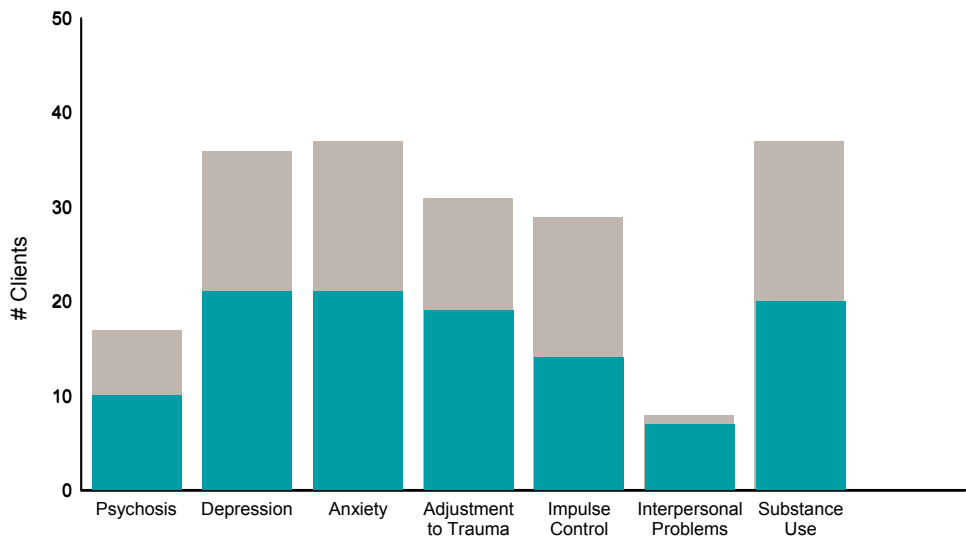
| Item | % improvement |
|-------------------------|---------------|
| Physical /Medical | 43% (29/68) |
| Family Functioning | 26% (37/144) |
| Living Skills | 59% (73/124) |
| Social Functioning | 56% (90/162) |
| Residential Stability | 30% (64/210) |
| Employ'm't | 6% (2/33) |
| Medication Adherence | 70% (31/44) |
| Cultural Stress | 43% (6/14) |
| Danger to Self | 67% (99/148) |
| Danger to Others | 83% (15/18) |
| Self-Injurious Behavior | 78% (25/32) |
| Grave Disability | 82% (9/11) |
| Criminal Behavior | 63% (12/19) |
| Exploitation | 57% (8/14) |

Progress House Resident Adult (38371)

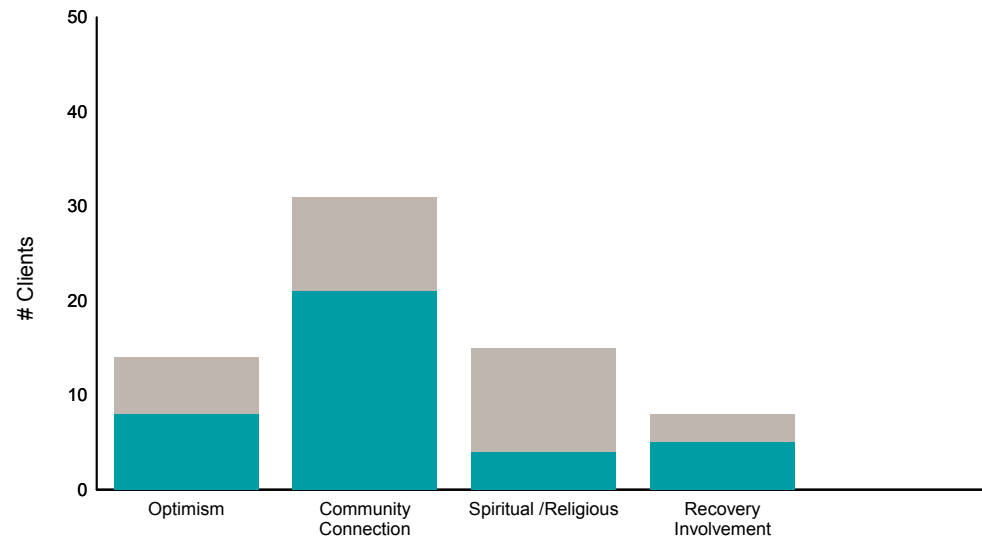
Didn't Improve
 Improved
 This report looks at current ANSAs to see how many clients improved on items rated 2 or 3 from the prior ANSA.

Num of episodes w/ min. 2 ANSAs: 46 Average days between ANSAs: 75.2 % clients improved on min. 30% of actionable items: **72% (= 33/46)**

Behavioral Health Domain

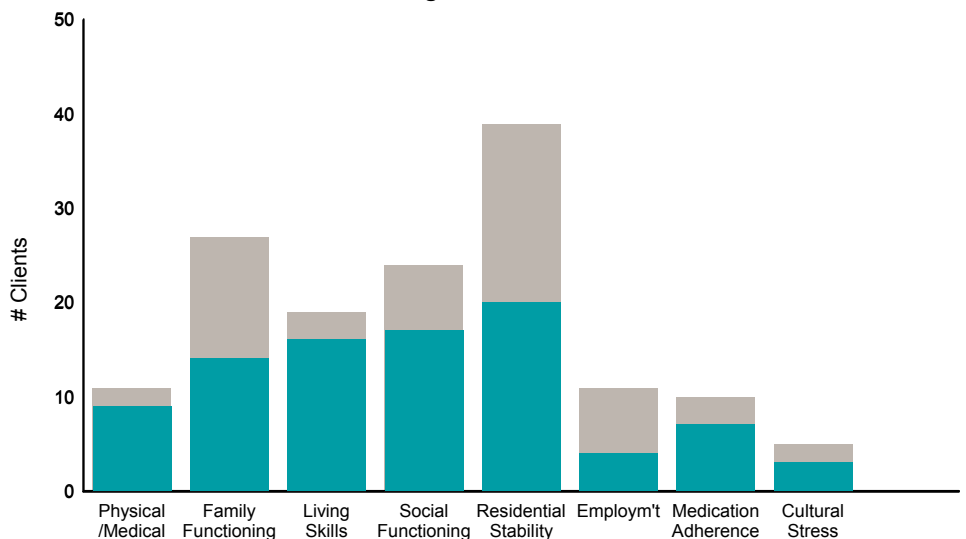


Strengths

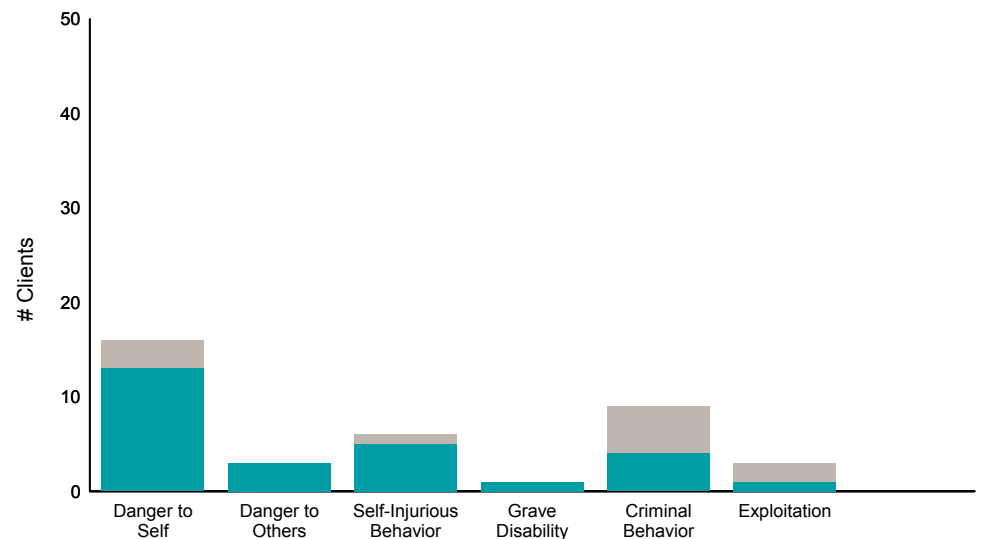


| Item | % improvement |
|------------------------|---------------|
| Psychosis | 59% (10/17) |
| Depression | 58% (21/36) |
| Anxiety | 57% (21/37) |
| Adjustment to Trauma | 61% (19/31) |
| Impulse Control | 48% (14/29) |
| Interpersonal Problems | 88% (7/8) |
| Substance Use | 54% (20/37) |
| Optimism | 57% (8/14) |
| Community Connection | 68% (21/31) |
| Spiritual /Religious | 27% (4/15) |
| Recovery Involvement | 63% (5/8) |

Life Domain Functioning



Risk Behaviors



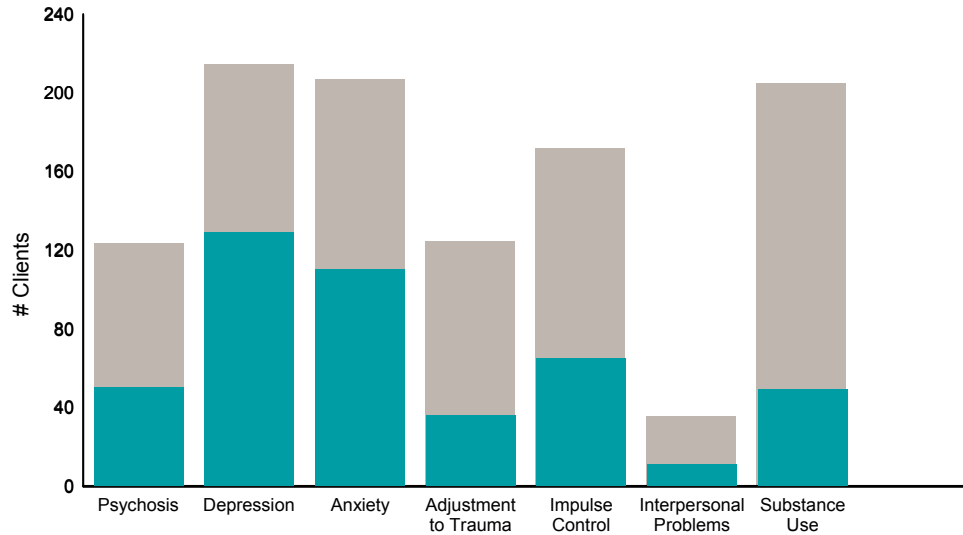
| Item | % improvement |
|-------------------------|---------------|
| Physical /Medical | 82% (9/11) |
| Family Functioning | 52% (14/27) |
| Living Skills | 84% (16/19) |
| Social Functioning | 71% (17/24) |
| Residential Stability | 51% (20/39) |
| Employ'm't | 36% (4/11) |
| Medication Adherence | 70% (7/10) |
| Cultural Stress | 60% (3/5) |
| Danger to Self | 81% (13/16) |
| Danger to Others | 100% (3/3) |
| Self-Injurious Behavior | 83% (5/6) |
| Grave Disability | 100% (1/1) |
| Criminal Behavior | 44% (4/9) |
| Exploitation | 33% (1/3) |

Didn't Improve
Improved

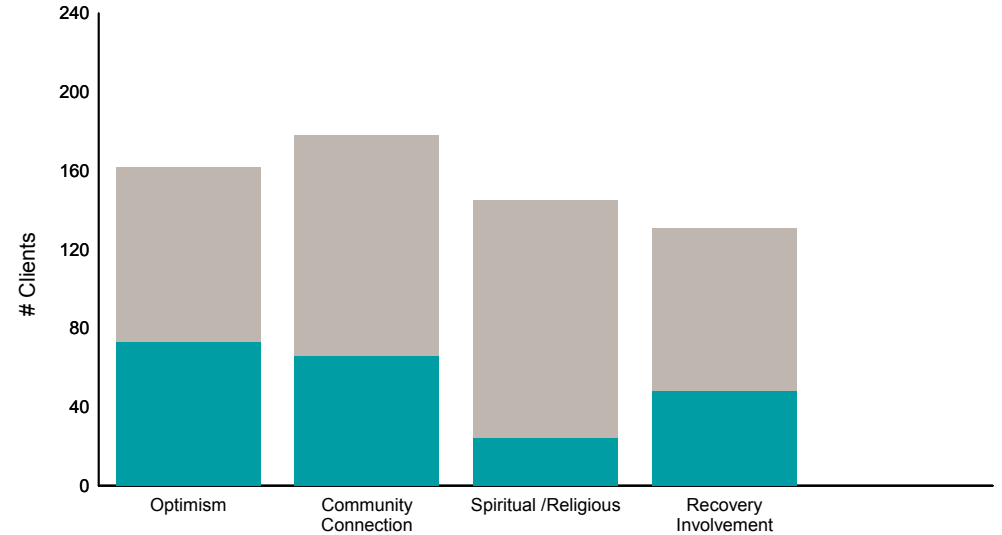
This report looks at current ANSAs to see how many clients improved on items rated 2 or 3 from the prior ANSA.

Num of episodes w/ min. 2 ANSAs: 234 Average days between ANSAs: 25.3 % clients improved on min. 30% of actionable items: **62% (= 144/234)**

Behavioral Health Domain

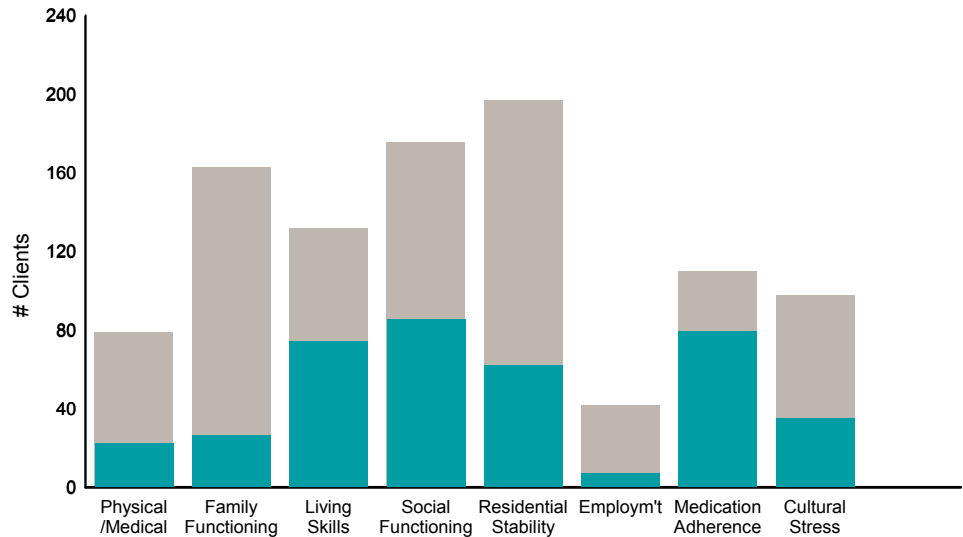


Strengths

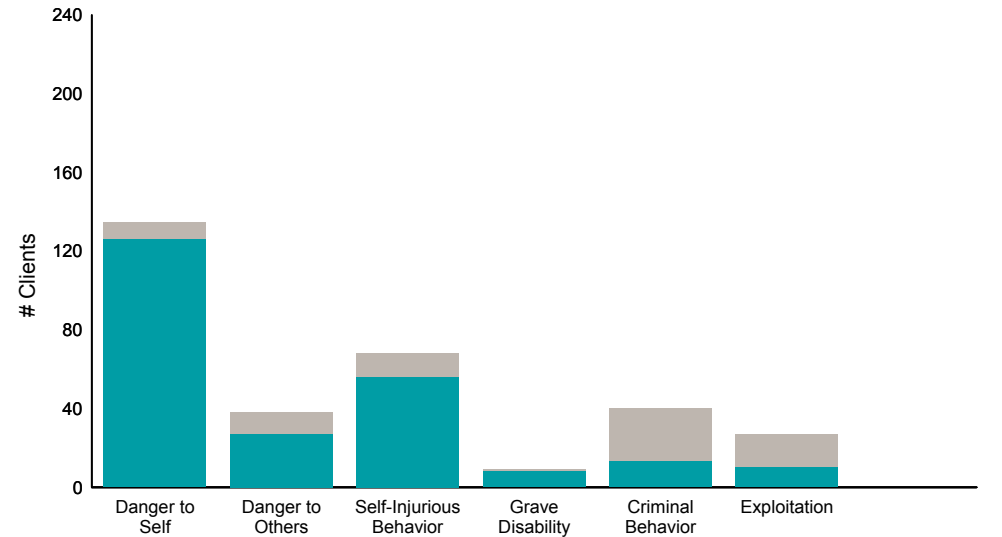


| Item | % improvement |
|------------------------|---------------|
| Psychosis | 40% |
| Depression | 60% |
| Anxiety | 53% |
| Adjustment to Trauma | 29% |
| Impulse Control | 38% |
| Interpersonal Problems | 31% |
| Substance Use | 24% |
| Optimism | 45% |
| Community Connection | 37% |
| Spiritual /Religious | 17% |
| Recovery Involvement | 37% |

Life Domain Functioning



Risk Behaviors



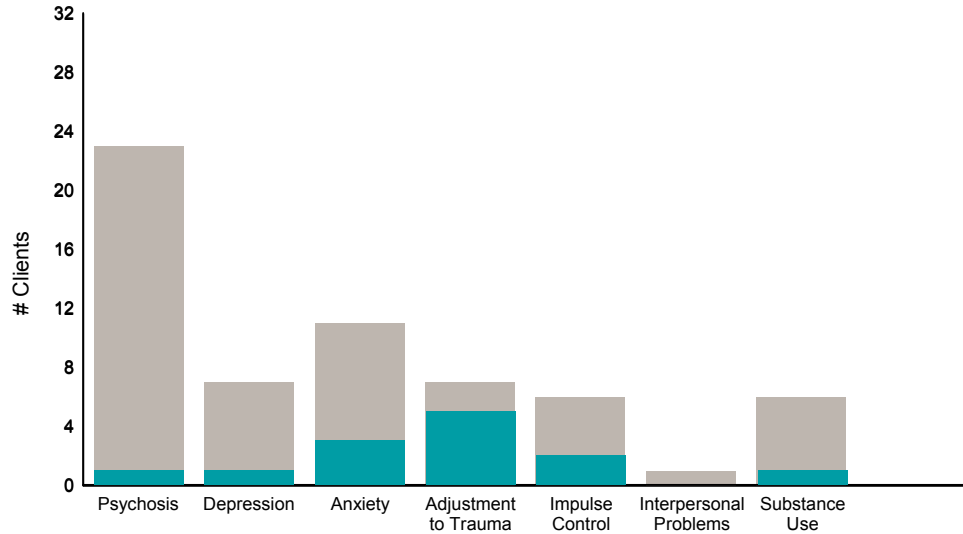
| Item | % improvement |
|-------------------------|---------------|
| Physical /Medical | 28% |
| Family Functioning | 16% |
| Living Skills | 56% |
| Social Functioning | 48% |
| Residential Stability | 31% |
| Employ'm't | 17% |
| Medication Adherence | 72% |
| Cultural Stress | 36% |
| Danger to Self | 93% |
| Danger to Others | 71% |
| Self-Injurious Behavior | 82% |
| Grave Disability | 89% |
| Criminal Behavior | 33% |
| Exploitation | 37% |

■ Didn't Improve
■ Improved

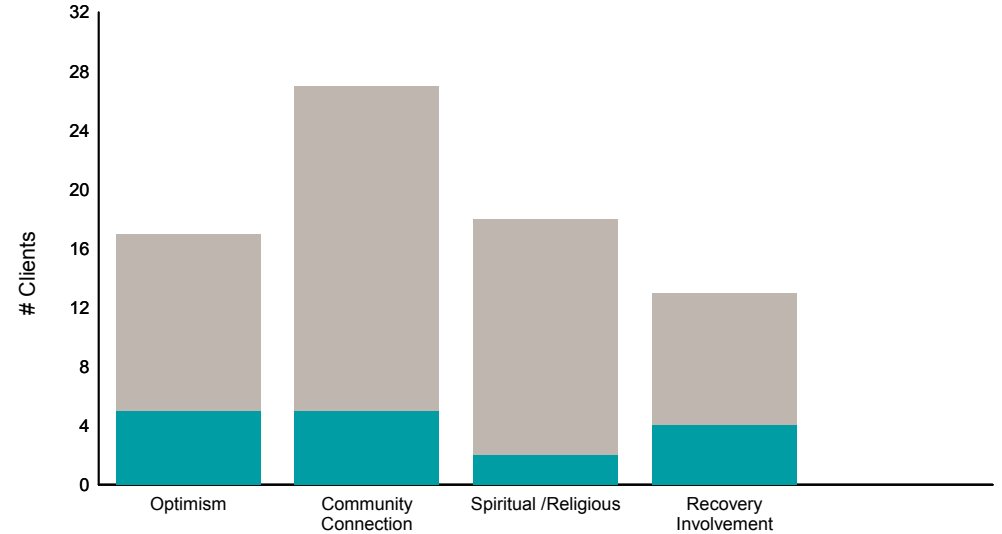
This report looks at current ANSAs to see how many clients improved on items rated 2 or 3 from the prior ANSA.

Num of episodes w/ min. 2 ANSAs: 30 Average days between ANSAs: 338.7 % clients improved on min. 30% of actionable items: **17% (= 5/30)**

Behavioral Health Domain

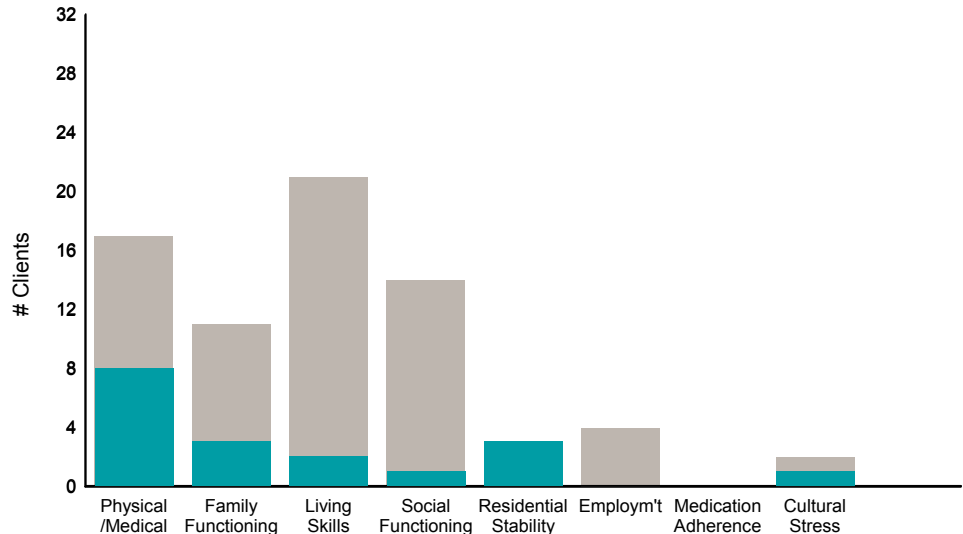


Strengths

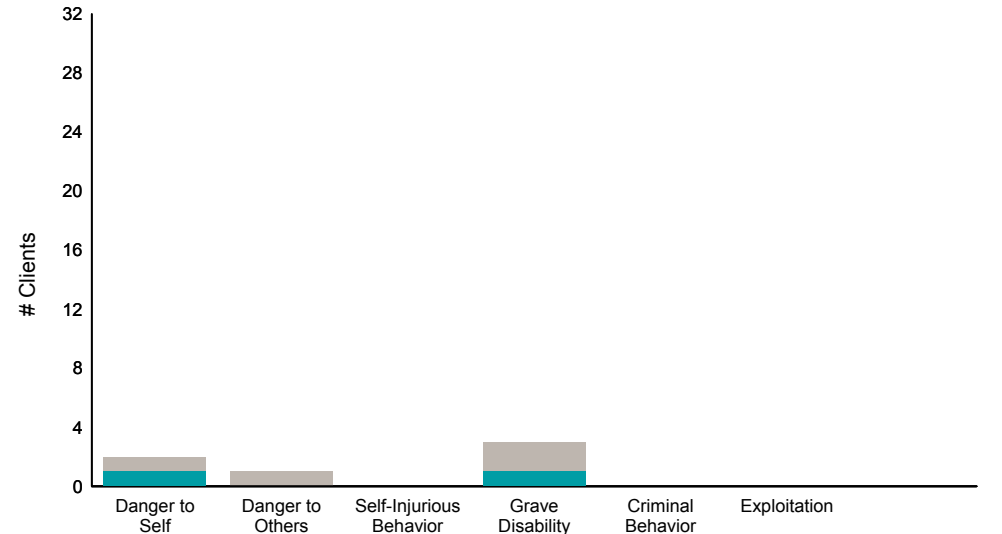


| Item | % improvement |
|------------------------|---------------|
| Psychosis | 4% (1/23) |
| Depression | 14% (1/7) |
| Anxiety | 27% (3/11) |
| Adjustment to Trauma | 71% (5/7) |
| Impulse Control | 33% (2/6) |
| Interpersonal Problems | 0% (0/1) |
| Substance Use | 17% (1/6) |
| Optimism | 29% (5/17) |
| Community Connection | 19% (5/27) |
| Spiritual /Religious | 11% (2/18) |
| Recovery Involvement | 31% (4/13) |

Life Domain Functioning



Risk Behaviors



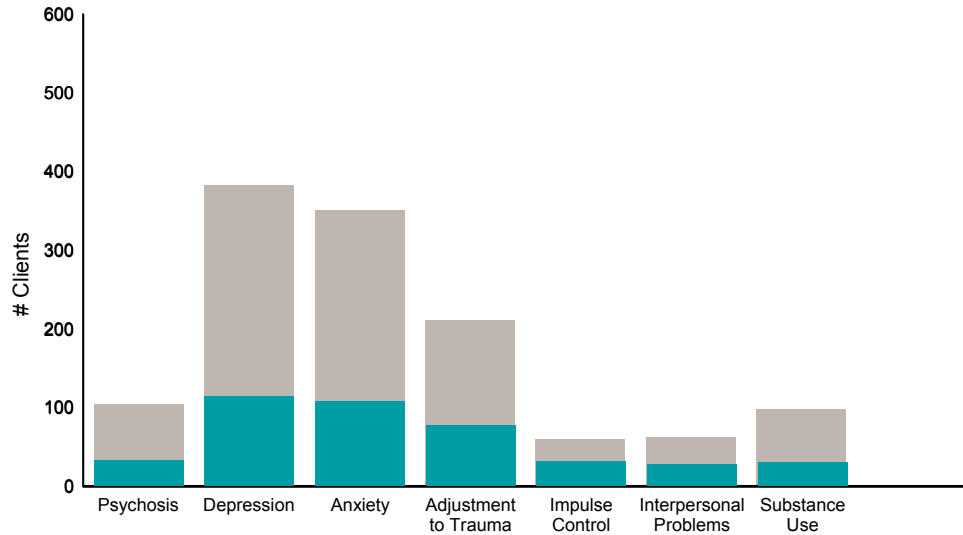
| Item | % improvement |
|-------------------------|---------------|
| Physical /Medical | 47% (8/17) |
| Family Functioning | 27% (3/11) |
| Living Skills | 10% (2/21) |
| Social Functioning | 7% (1/14) |
| Residential Stability | 100% (3/3) |
| Employ'm't | 0% (0/4) |
| Medication Adherence | 0% (0/0) |
| Cultural Stress | 50% (1/2) |
| Danger to Self | 50% (1/2) |
| Danger to Others | 0% (0/1) |
| Self-Injurious Behavior | 0% (0/0) |
| Grave Disability | 33% (1/3) |
| Criminal Behavior | 0% (0/0) |
| Exploitation | 0% (0/0) |

■ Didn't Improve
■ Improved

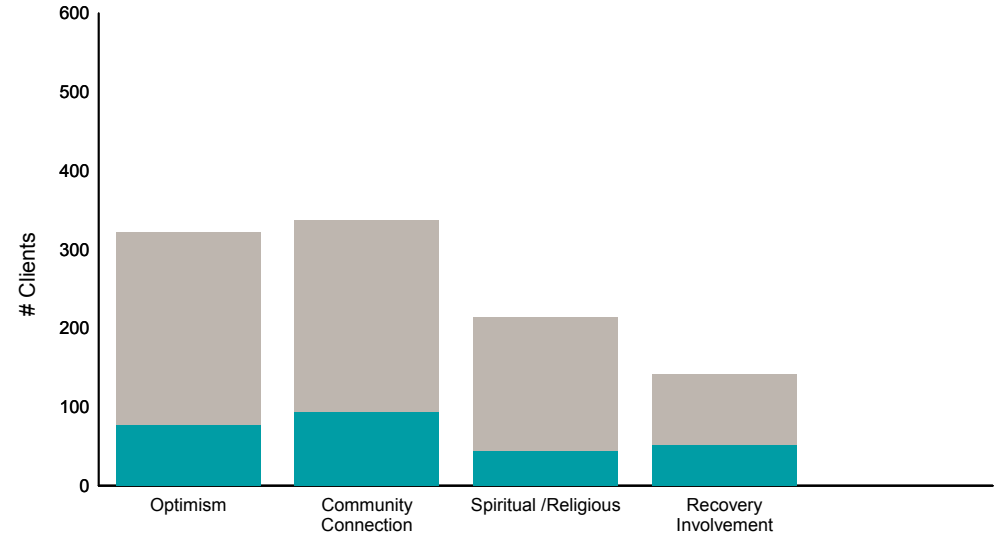
This report looks at current ANSAs to see how many clients improved on items rated 2 or 3 from the prior ANSA.

Num of episodes w/ min. 2 ANSAs: 592 Average days between ANSAs: 383.5 % clients improved on min. 30% of actionable items: **51% (= 294/579)**

Behavioral Health Domain

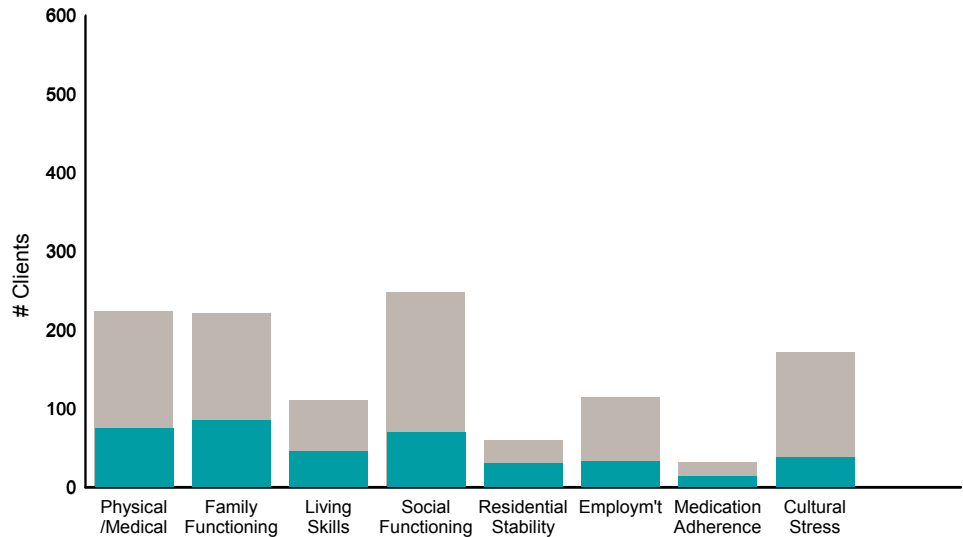


Strengths

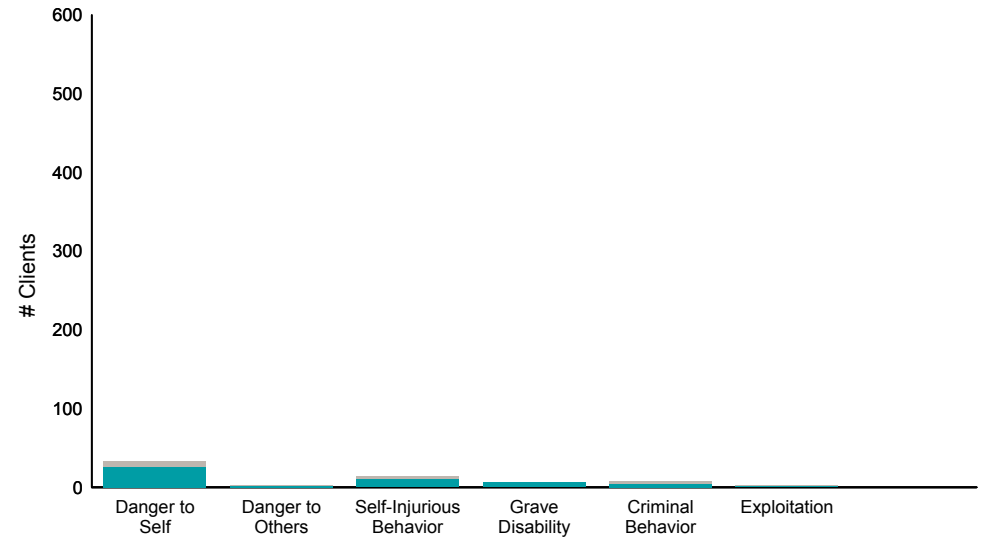


| Item | % improvement |
|------------------------|---------------|
| Psychosis | 30% (32/105) |
| Depression | 30% (114/383) |
| Anxiety | 30% (107/352) |
| Adjustment to Trauma | 36% (77/211) |
| Impulse Control | 52% (31/60) |
| Interpersonal Problems | 43% (27/63) |
| Substance Use | 31% (30/98) |
| Optimism | 24% (77/322) |
| Community Connection | 28% (94/337) |
| Spiritual /Religious | 21% (44/214) |
| Recovery Involvement | 37% (52/141) |

Life Domain Functioning



Risk Behaviors



| Item | % improvement |
|-------------------------|---------------|
| Physical /Medical | 33% (75/224) |
| Family Functioning | 38% (85/222) |
| Living Skills | 41% (45/111) |
| Social Functioning | 28% (69/249) |
| Residential Stability | 50% (30/60) |
| Employ'm't | 28% (32/115) |
| Medication Adherence | 42% (14/33) |
| Cultural Stress | 22% (38/173) |
| Danger to Self | 79% (26/33) |
| Danger to Others | 67% (2/3) |
| Self-Injurious Behavior | 71% (10/14) |
| Grave Disability | 86% (6/7) |
| Criminal Behavior | 50% (4/8) |
| Exploitation | 33% (1/3) |

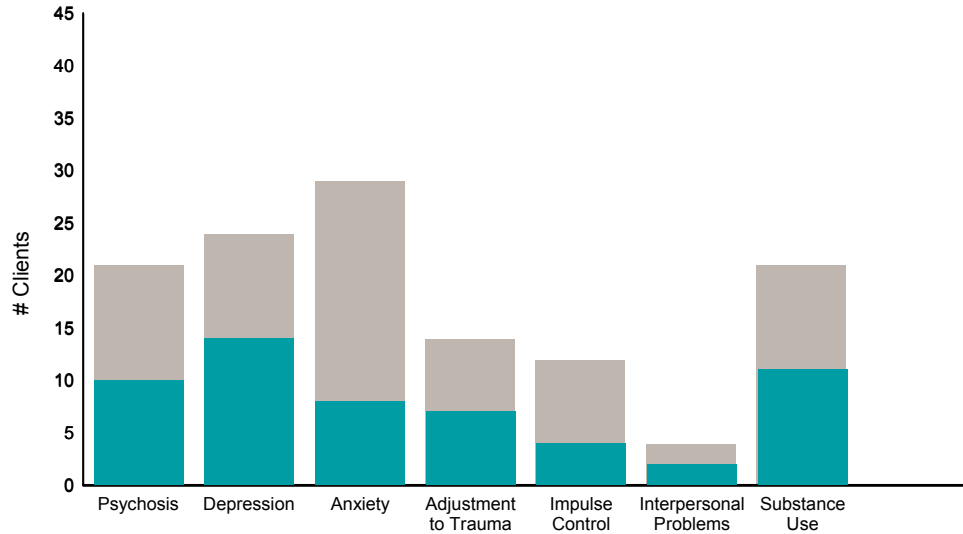
FY17-18 Q1-4 Objective A.2 ANSA Outcomes Item-Level Report
 Rypins House PD & Residential Ger (38531, 38532, EPISODE)

Didn't Improve
 Improved

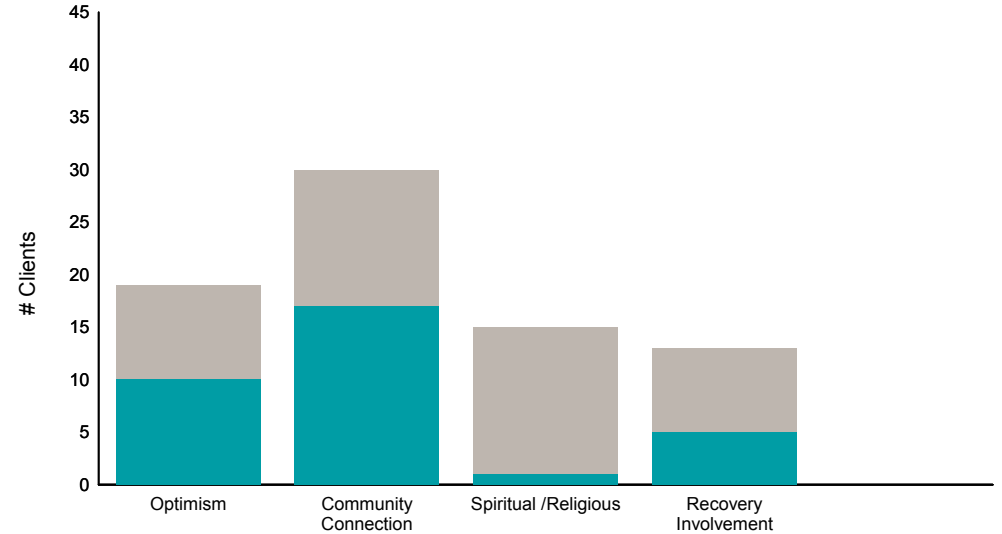
This report looks at current ANSAs to see how many clients improved on items rated 2 or 3 from the prior ANSA.

Num of episodes w/ min. 2 ANSAs: 45 Average days between ANSAs: 159.2 % clients improved on min. 30% of actionable items: **58% (= 26/45)**

Behavioral Health Domain

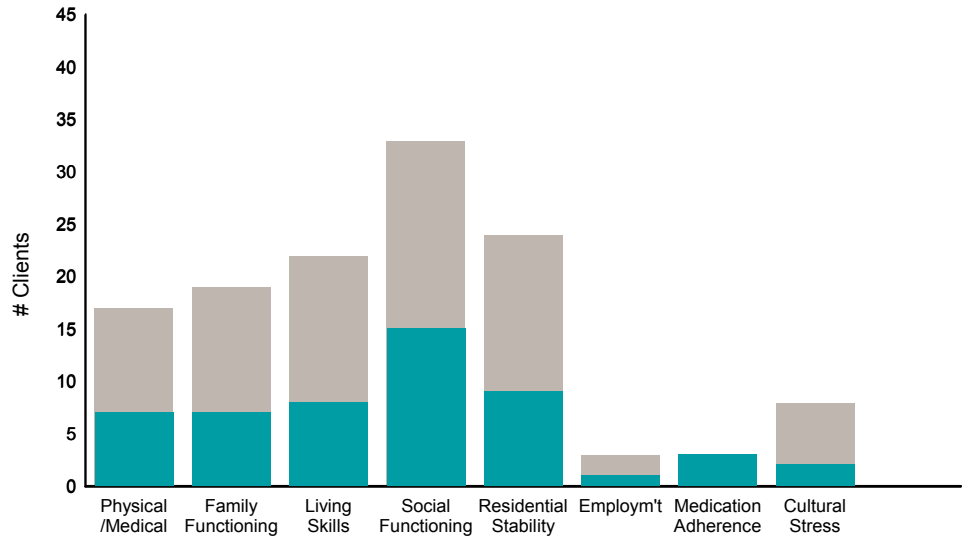


Strengths

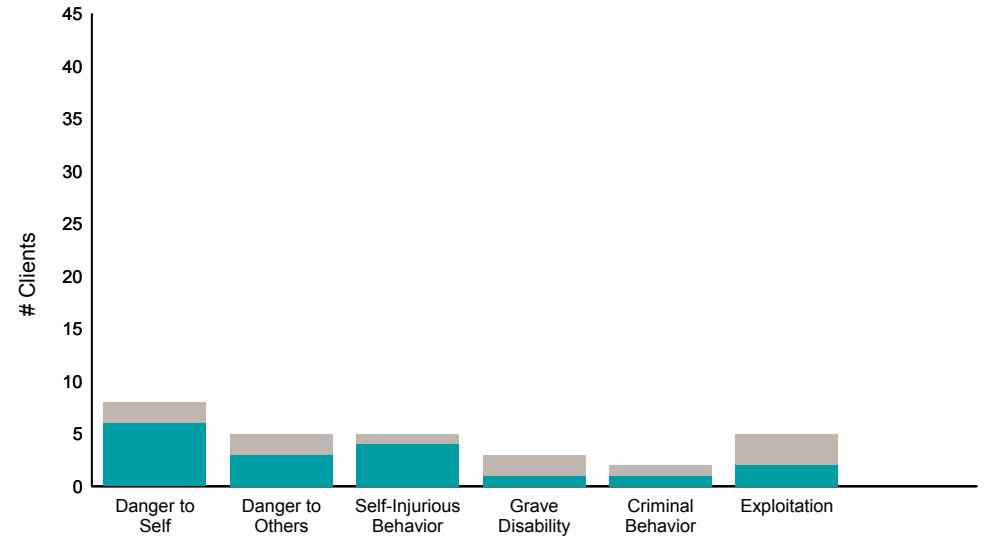


| Item | % improvement |
|------------------------|---------------|
| Psychosis | 48% (10/21) |
| Depression | 58% (14/24) |
| Anxiety | 28% (8/29) |
| Adjustment to Trauma | 50% (7/14) |
| Impulse Control | 33% (4/12) |
| Interpersonal Problems | 50% (2/4) |
| Substance Use | 52% (11/21) |
| Optimism | 53% (10/19) |
| Community Connection | 57% (17/30) |
| Spiritual /Religious | 7% (1/15) |
| Recovery Involvement | 38% (5/13) |

Life Domain Functioning



Risk Behaviors



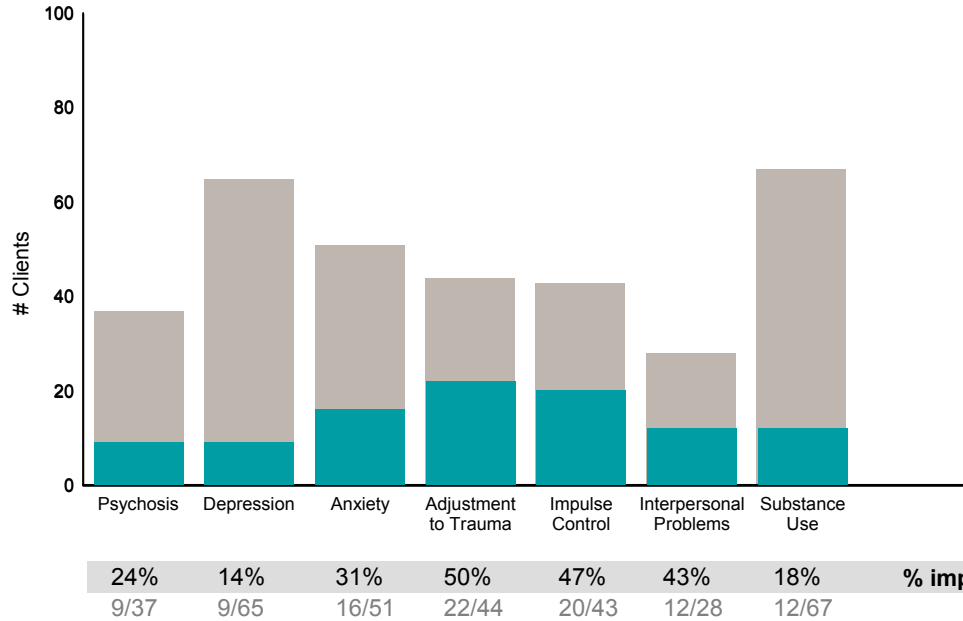
| Item | % improvement |
|-------------------------|---------------|
| Physical /Medical | 41% (7/17) |
| Family Functioning | 37% (7/19) |
| Living Skills | 36% (8/22) |
| Social Functioning | 45% (15/33) |
| Residential Stability | 38% (9/24) |
| Employ'm't | 33% (1/3) |
| Medication Adherence | 100% (3/3) |
| Cultural Stress | 25% (2/8) |
| Danger to Self | 75% (6/8) |
| Danger to Others | 60% (3/5) |
| Self-Injurious Behavior | 80% (4/5) |
| Grave Disability | 33% (1/3) |
| Criminal Behavior | 50% (1/2) |
| Exploitation | 40% (2/5) |

Didn't Improve
 Improved

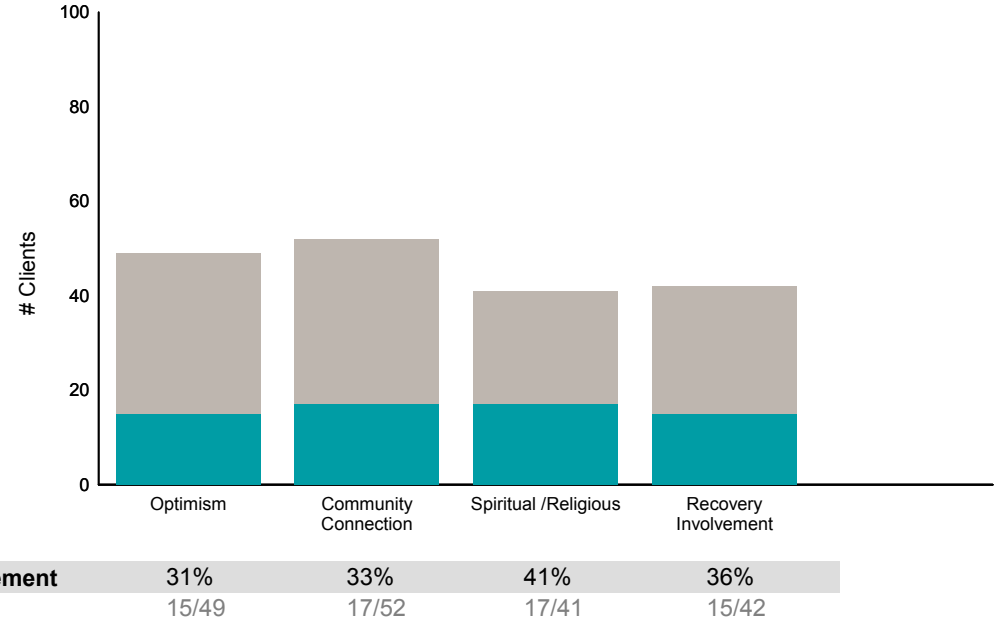
This report looks at current ANSAs to see how many clients improved on items rated 2 or 3 from the prior ANSA.

Num of episodes w/ min. 2 ANSAs: 89 Average days between ANSAs: 479.4 % clients improved on min. 30% of actionable items: **45% (= 38/84)**

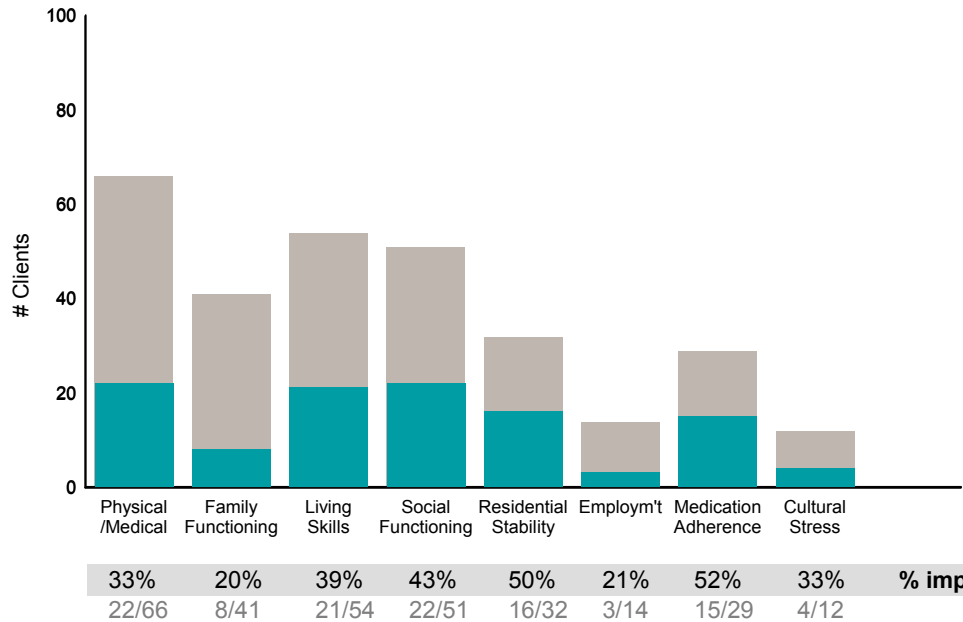
Behavioral Health Domain



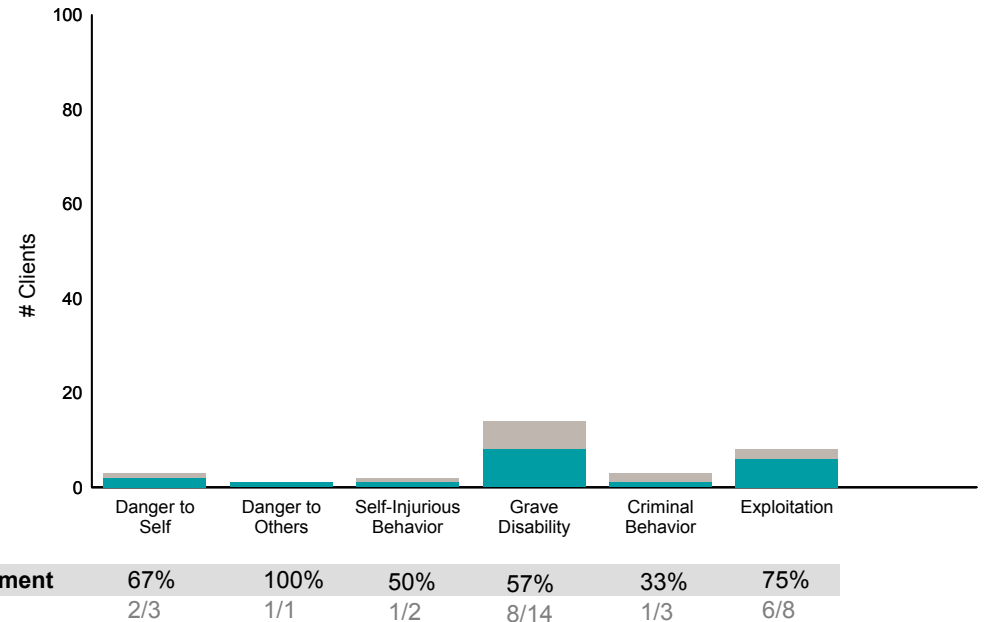
Strengths



Life Domain Functioning



Risk Behaviors



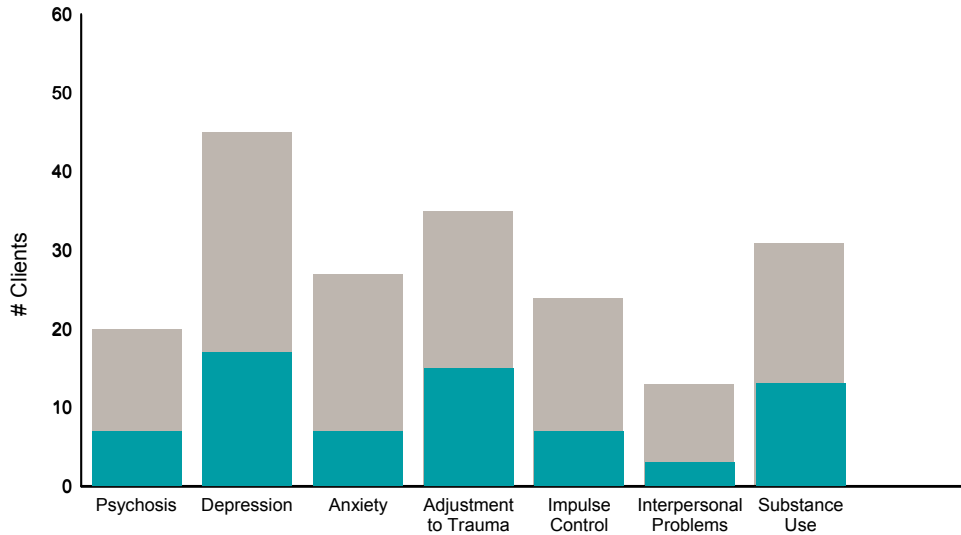
FY17-18 Q1-4 Objective A.2 ANSA Outcomes Item-Level Report
SF START (8961OP)

■ Didn't Improve
■ Improved

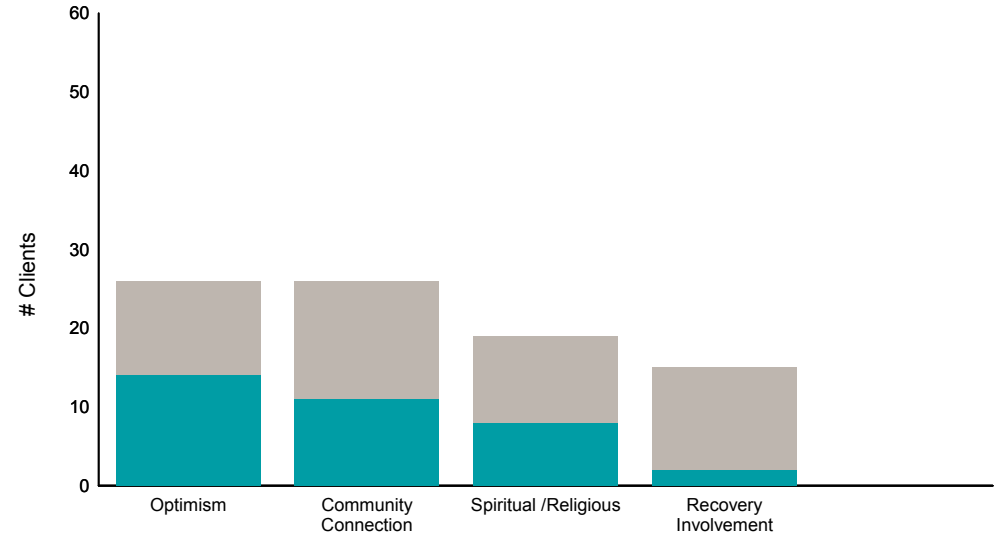
This report looks at current ANSAs to see how many clients improved on items rated 2 or 3 from the prior ANSA.

Num of episodes w/ min. 2 ANSAs: 52 Average days between ANSAs: 129.0 % clients improved on min. 30% of actionable items: **58% (= 30/52)**

Behavioral Health Domain

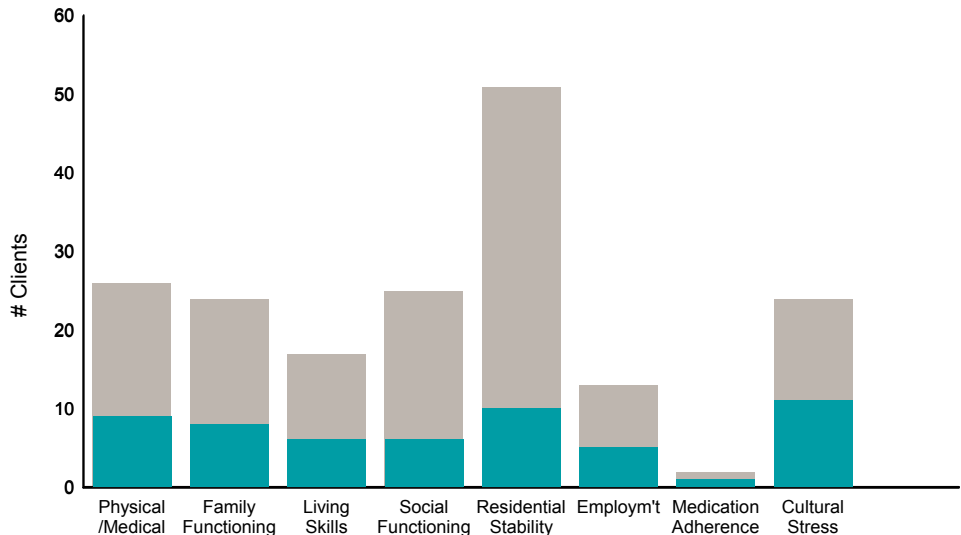


Strengths

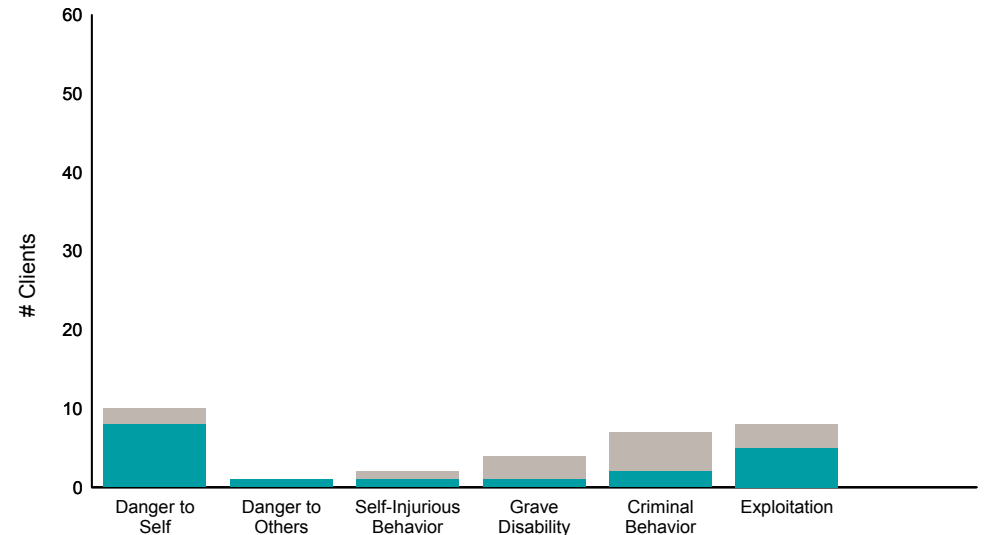


| Item | % improvement |
|------------------------|---------------|
| Psychosis | 35% (7/20) |
| Depression | 38% (17/45) |
| Anxiety | 26% (7/27) |
| Adjustment to Trauma | 43% (15/35) |
| Impulse Control | 29% (7/24) |
| Interpersonal Problems | 23% (3/13) |
| Substance Use | 42% (13/31) |
| Optimism | 54% (14/26) |
| Community Connection | 42% (11/26) |
| Spiritual /Religious | 42% (8/19) |
| Recovery Involvement | 13% (2/15) |

Life Domain Functioning



Risk Behaviors



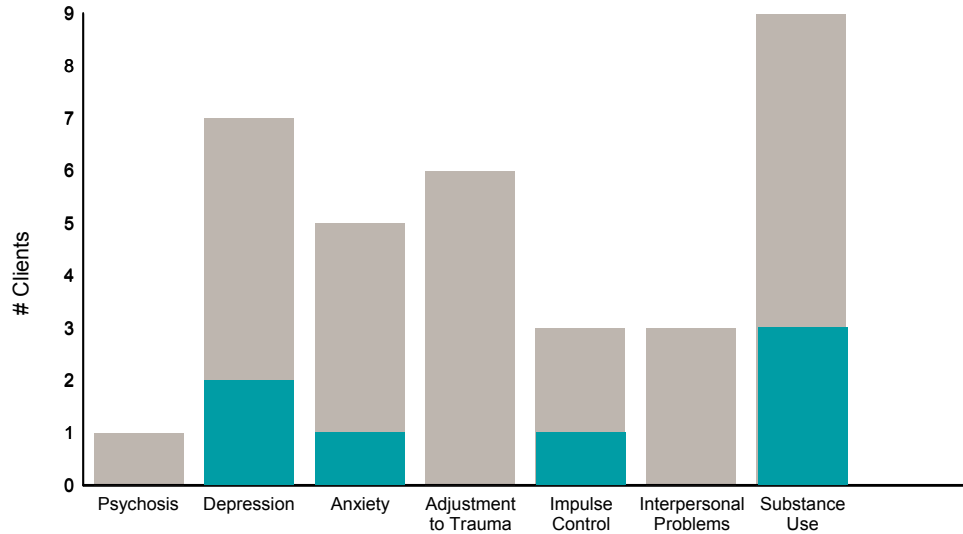
| Item | % improvement |
|-------------------------|---------------|
| Physical /Medical | 35% (9/26) |
| Family Functioning | 33% (8/24) |
| Living Skills | 35% (6/17) |
| Social Functioning | 24% (6/25) |
| Residential Stability | 20% (10/51) |
| Employ'm't | 38% (5/13) |
| Medication Adherence | 50% (1/2) |
| Cultural Stress | 46% (11/24) |
| Danger to Self | 80% (8/10) |
| Danger to Others | 100% (1/1) |
| Self-Injurious Behavior | 50% (1/2) |
| Grave Disability | 25% (1/4) |
| Criminal Behavior | 29% (2/7) |
| Exploitation | 63% (5/8) |

■ Didn't Improve
■ Improved

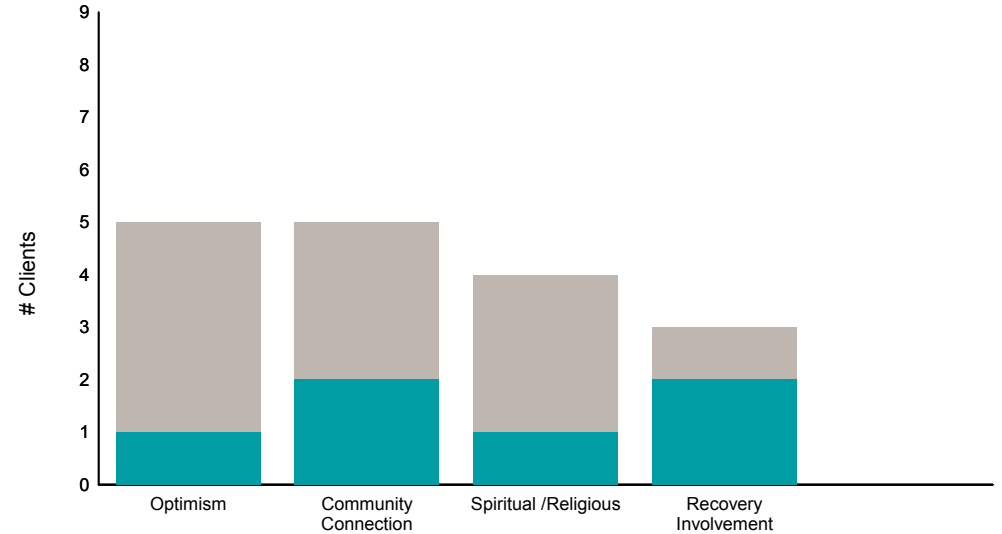
This report looks at current ANSAs to see how many clients improved on items rated 2 or 3 from the prior ANSA.

Num of episodes w/ min. 2 ANSAs: 9 Average days between ANSAs: 208.4 % clients improved on min. 30% of actionable items: **50% (= 4/8)**

Behavioral Health Domain

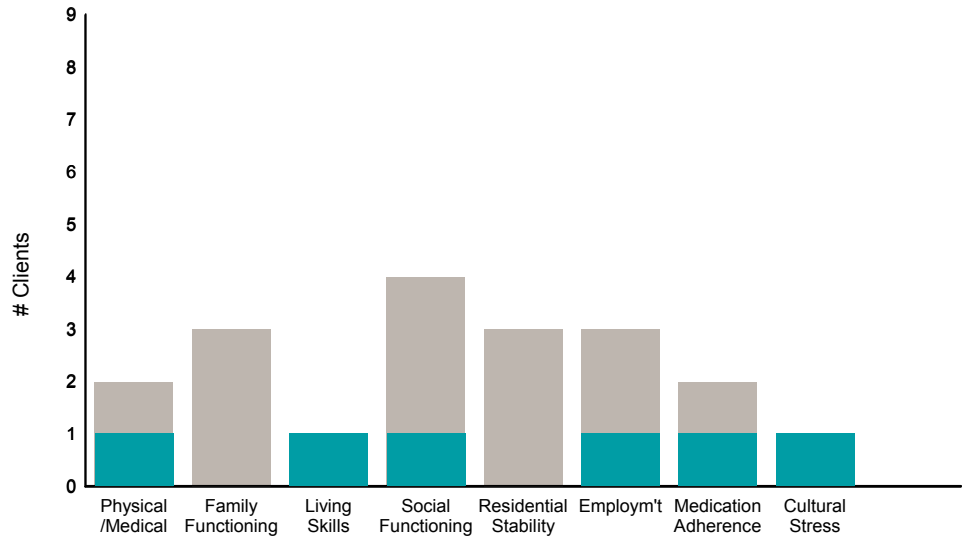


Strengths

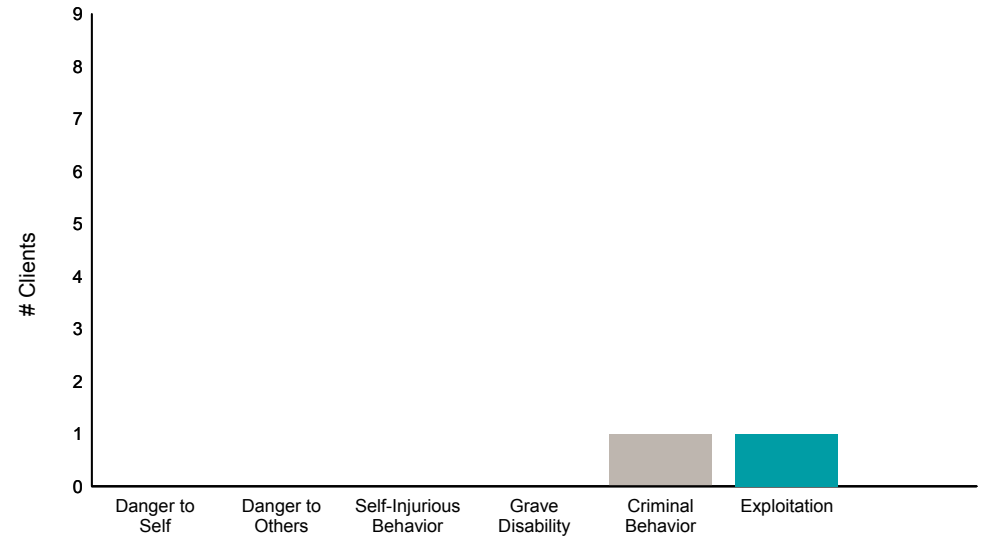


| Item | Improved | Didn't Improve | % improvement |
|------------------------|----------|----------------|---------------|
| Psychosis | 0/1 | 1/1 | 0% |
| Depression | 2/7 | 5/7 | 29% |
| Anxiety | 1/5 | 4/5 | 20% |
| Adjustment to Trauma | 0/6 | 6/6 | 0% |
| Impulse Control | 1/3 | 2/3 | 33% |
| Interpersonal Problems | 0/3 | 3/3 | 0% |
| Substance Use | 3/9 | 6/9 | 33% |
| Optimism | 1/5 | 4/5 | 20% |
| Community Connection | 2/5 | 3/5 | 40% |
| Spiritual /Religious | 1/4 | 3/4 | 25% |
| Recovery Involvement | 2/3 | 1/3 | 67% |

Life Domain Functioning



Risk Behaviors



| Item | Improved | Didn't Improve | % improvement |
|-------------------------|----------|----------------|---------------|
| Physical /Medical | 1/2 | 1/2 | 50% |
| Family Functioning | 0/3 | 3/3 | 0% |
| Living Skills | 1/1 | 0/1 | 100% |
| Social Functioning | 1/4 | 3/4 | 25% |
| Residential Stability | 0/3 | 3/3 | 0% |
| Employ'm't | 1/3 | 2/3 | 33% |
| Medication Adherence | 1/2 | 1/2 | 50% |
| Cultural Stress | 1/1 | 0/1 | 100% |
| Danger to Self | 0/0 | 0/0 | 0% |
| Danger to Others | 0/0 | 0/0 | 0% |
| Self-Injurious Behavior | 0/0 | 0/0 | 0% |
| Grave Disability | 0/0 | 0/0 | 0% |
| Criminal Behavior | 0/1 | 1/1 | 0% |
| Exploitation | 1/1 | 0/1 | 100% |

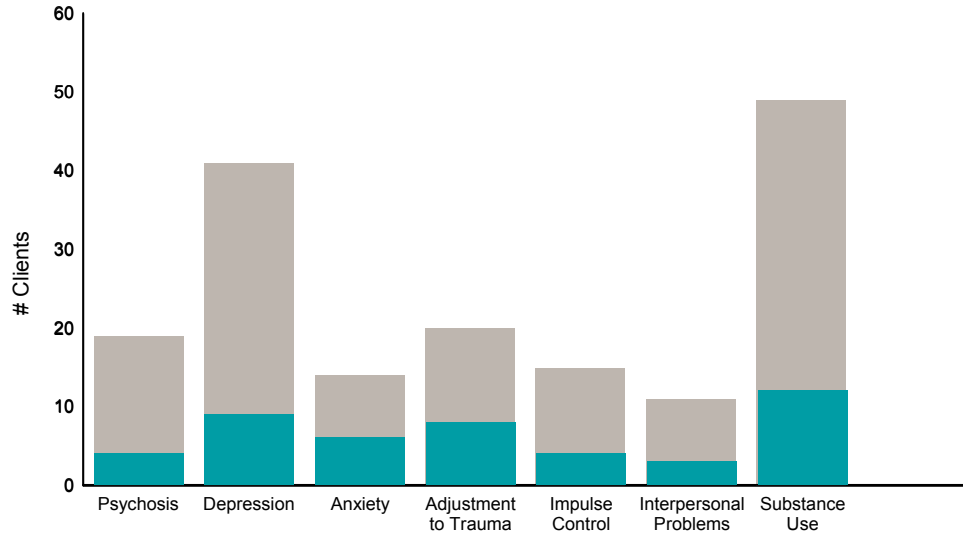
FY17-18 Q1-4 Objective A.2 ANSA Outcomes Item-Level Report
SFGH Emergency Dept CM (38JVOP)

Didn't Improve
 Improved

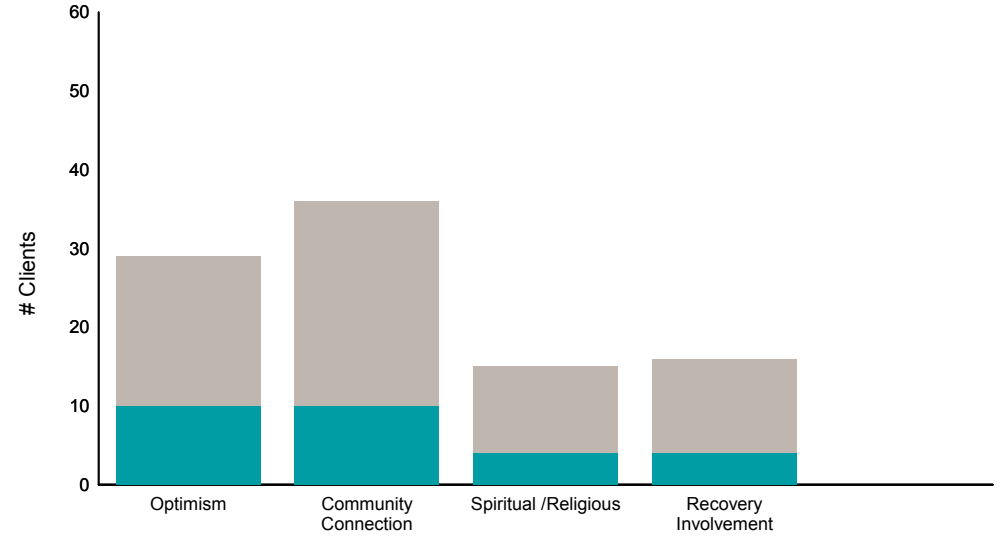
This report looks at current ANSAs to see how many clients improved on items rated 2 or 3 from the prior ANSA.

Num of episodes w/ min. 2 ANSAs: 60 Average days between ANSAs: 229.4 % clients improved on min. 30% of actionable items: **42% (= 25/60)**

Behavioral Health Domain

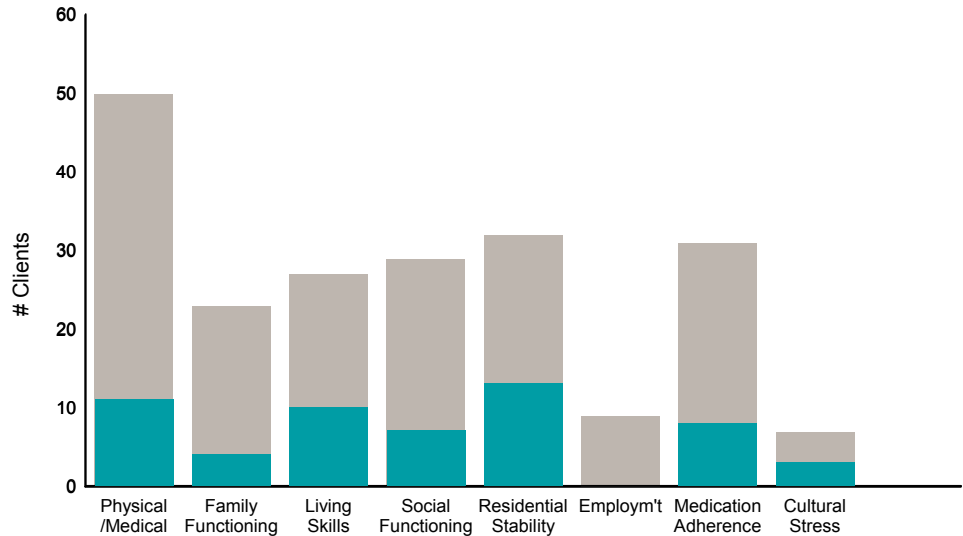


Strengths

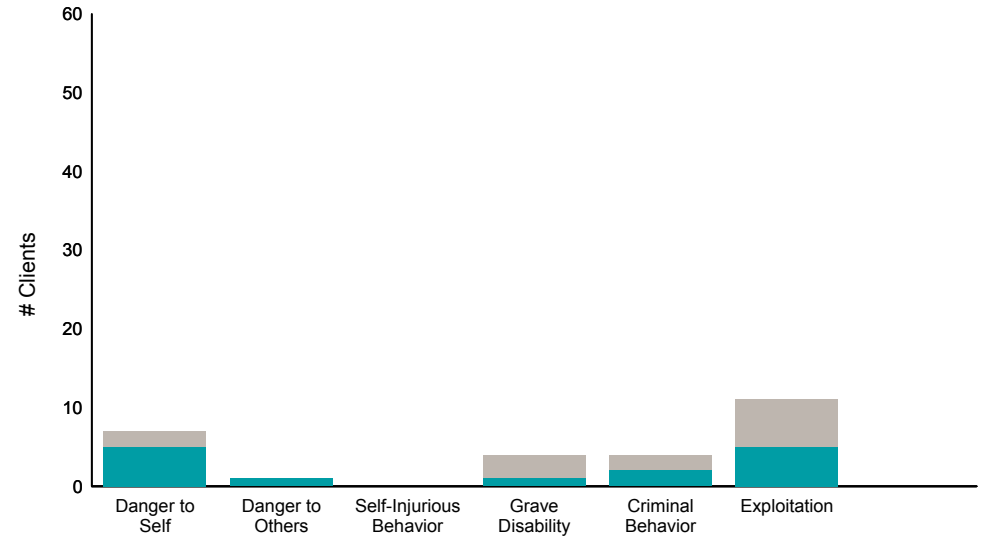


| Item | % improvement |
|------------------------|---------------|
| Psychosis | 21% (4/19) |
| Depression | 22% (9/41) |
| Anxiety | 43% (6/14) |
| Adjustment to Trauma | 40% (8/20) |
| Impulse Control | 27% (4/15) |
| Interpersonal Problems | 27% (3/11) |
| Substance Use | 24% (12/49) |
| Optimism | 34% (10/29) |
| Community Connection | 28% (10/36) |
| Spiritual /Religious | 27% (4/15) |
| Recovery Involvement | 25% (4/16) |

Life Domain Functioning



Risk Behaviors

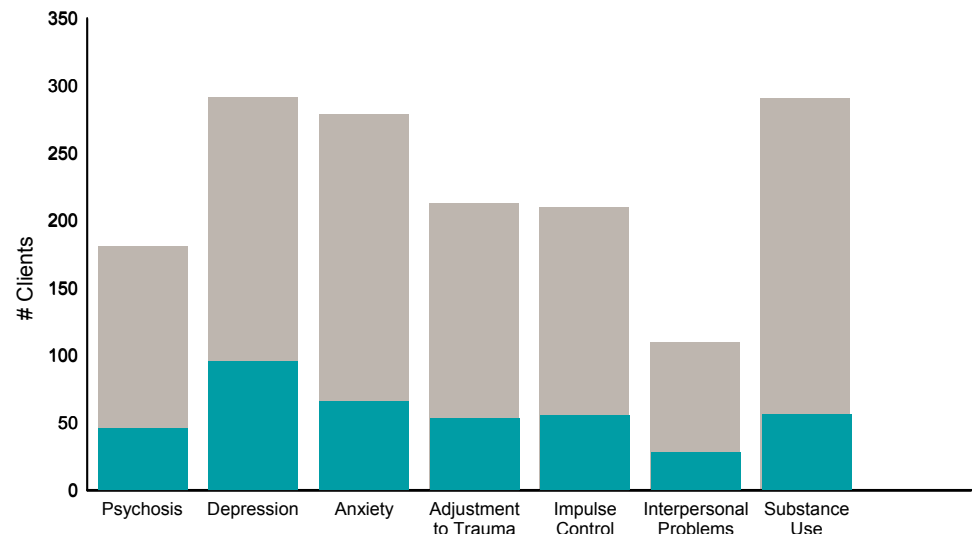


| Item | % improvement |
|-------------------------|---------------|
| Physical /Medical | 22% (11/50) |
| Family Functioning | 17% (4/23) |
| Living Skills | 37% (10/27) |
| Social Functioning | 24% (7/29) |
| Residential Stability | 41% (13/32) |
| Employ'm't | 0% (0/9) |
| Medication Adherence | 26% (8/31) |
| Cultural Stress | 43% (3/7) |
| Danger to Self | 71% (5/7) |
| Danger to Others | 100% (1/1) |
| Self-Injurious Behavior | 0% (0/0) |
| Grave Disability | 25% (1/4) |
| Criminal Behavior | 50% (2/4) |
| Exploitation | 45% (5/11) |

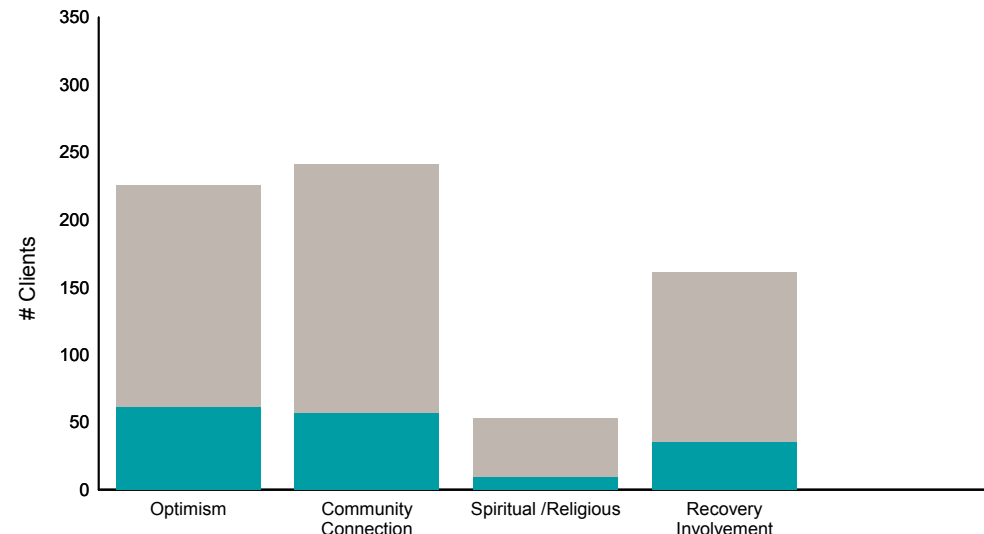
Didn't Improve
 Improved
 This report looks at current ANSAs to see how many clients improved on items rated 2 or 3 from the prior ANSA.

Num of episodes w/ min. 2 ANSAs: 332 Average days between ANSAs: 111.0 % clients improved on min. 30% of actionable items: **41% (= 135/332)**

Behavioral Health Domain

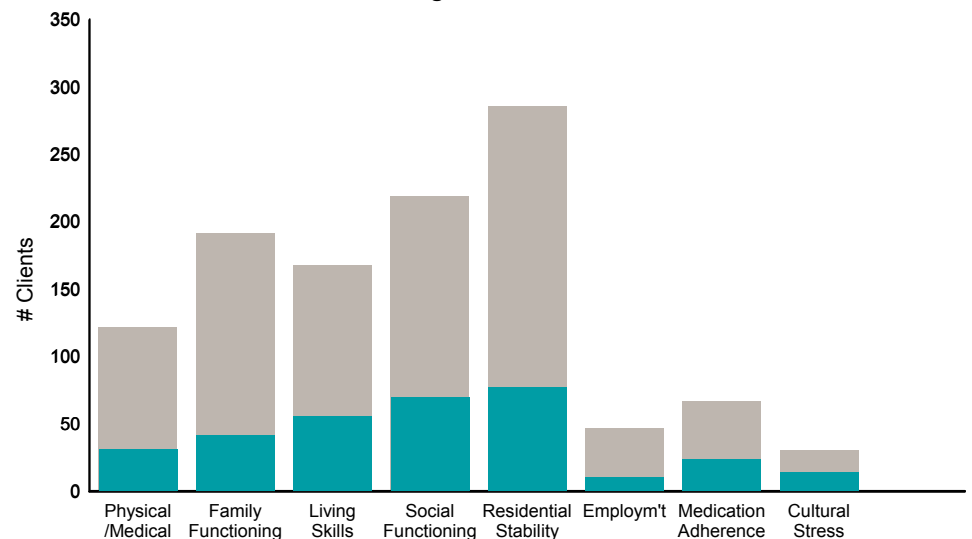


Strengths

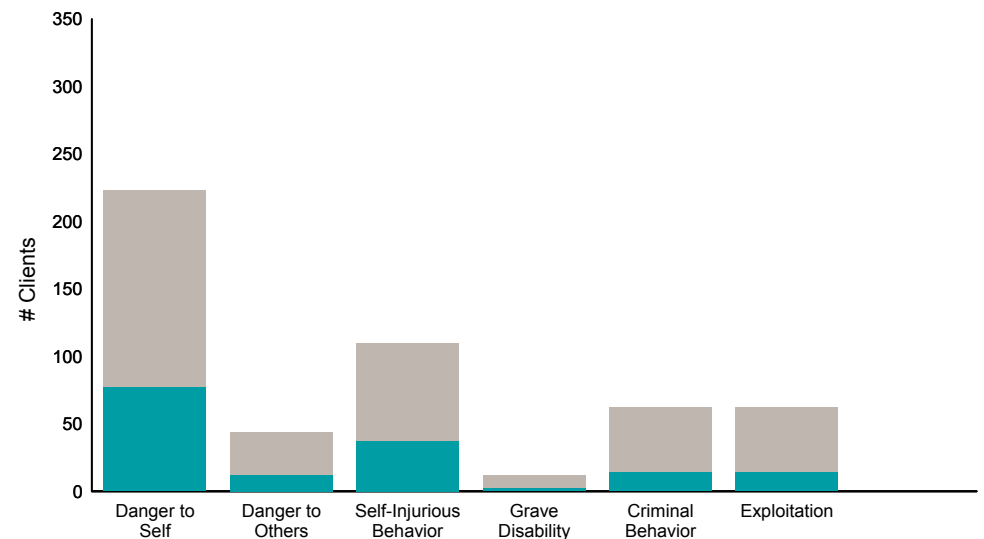


| Behavioral Health Domain | | | | | | | % improvement | Strengths | | | |
|--------------------------|--------|--------|--------|--------|--------|--------|---------------|-----------|------|--------|--|
| 25% | 33% | 24% | 25% | 26% | 25% | 19% | 27% | 24% | 17% | 22% | |
| 46/181 | 95/292 | 66/279 | 53/213 | 55/210 | 28/110 | 56/291 | 61/226 | 57/241 | 9/53 | 35/161 | |

Life Domain Functioning



Risk Behaviors

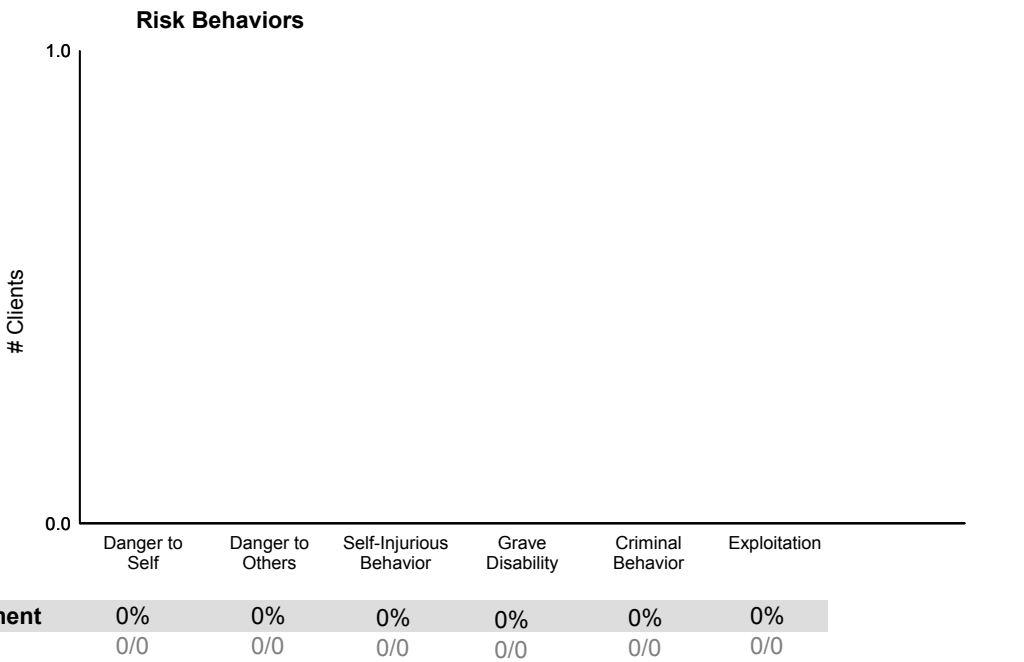
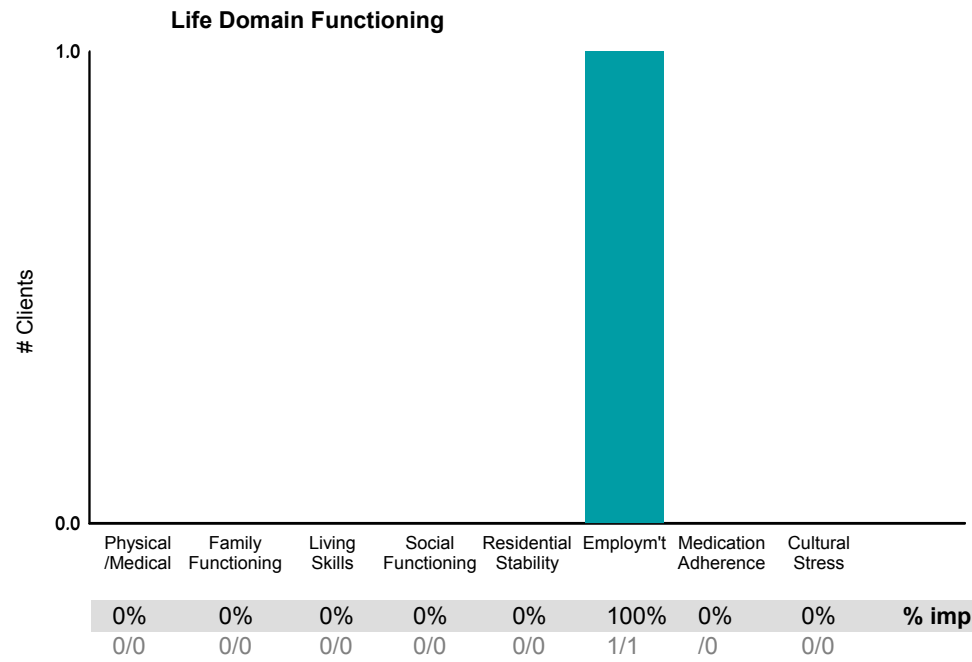
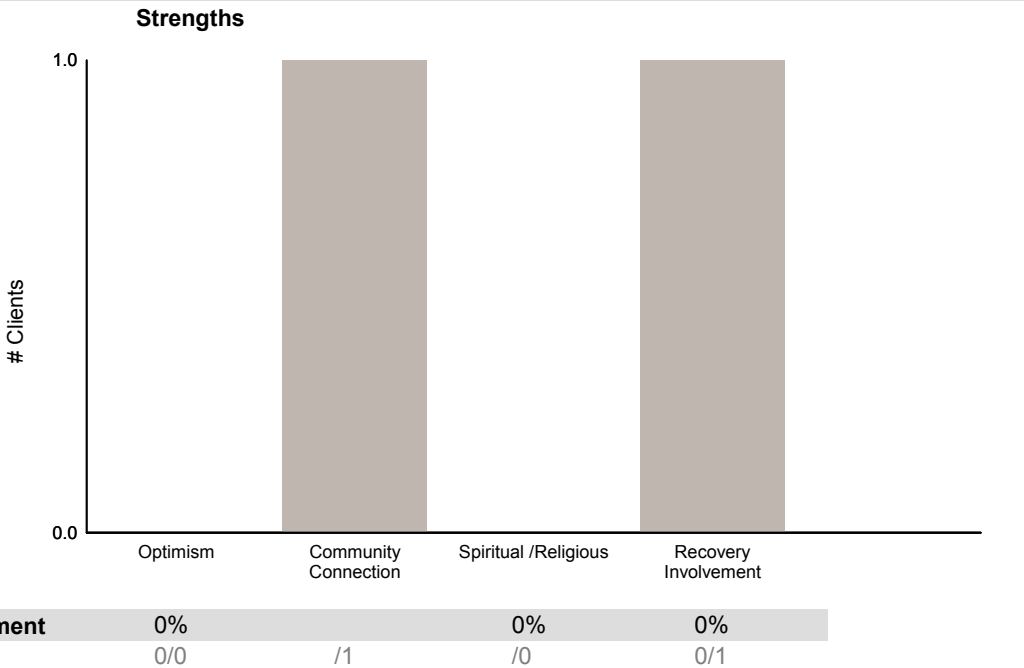
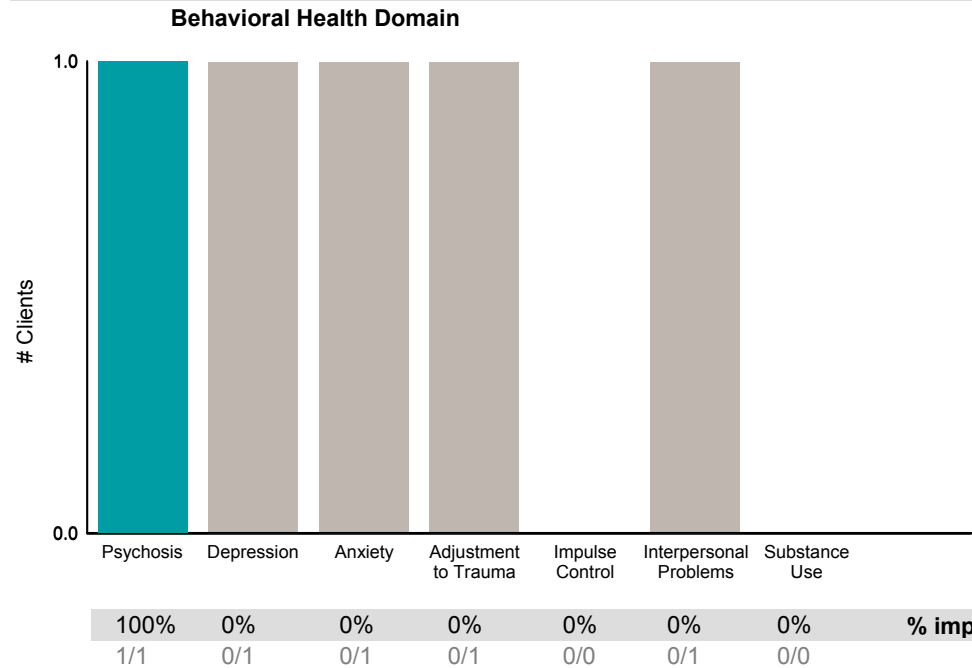


| Life Domain Functioning | | | | | | | | % improvement | Risk Behaviors | | | | | |
|-------------------------|--------|--------|--------|--------|-------|-------|-------|---------------|----------------|--------|------|-------|-------|--|
| 25% | 21% | 33% | 32% | 27% | 21% | 34% | 45% | 35% | 27% | 34% | 17% | 23% | 23% | |
| 31/122 | 41/192 | 55/168 | 69/219 | 77/286 | 10/47 | 23/67 | 14/31 | 77/223 | 12/44 | 37/110 | 2/12 | 14/62 | 14/62 | |

Shrader House Outpatient (8966OP)

Didn't Improve
 Improved
 This report looks at current ANSAs to see how many clients improved on items rated 2 or 3 from the prior ANSA.

Num of episodes w/ min. 2 ANSAs: 1 Average days between ANSAs: 1.0 % clients improved on min. 30% of actionable items: **0%**



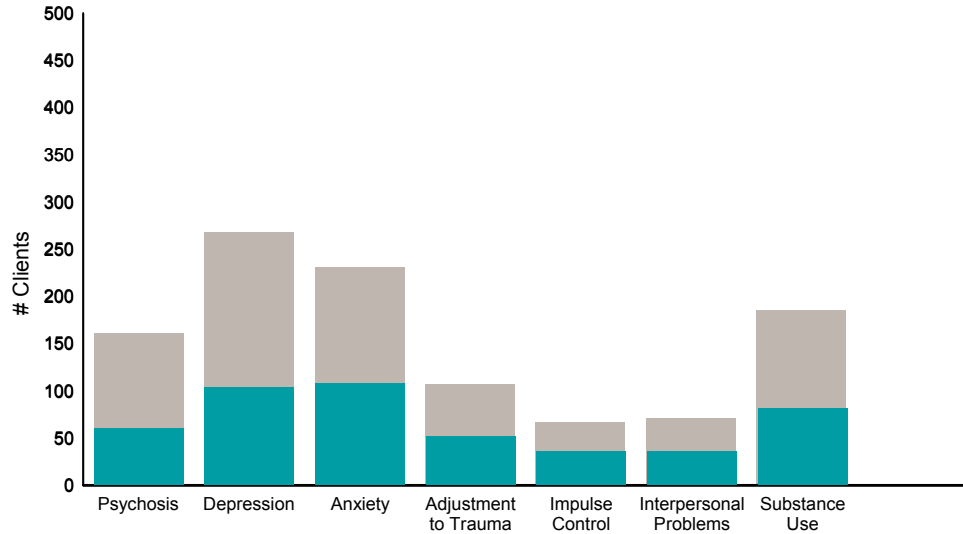
South of Market Outpatient (38719)

Didn't Improve
Improved

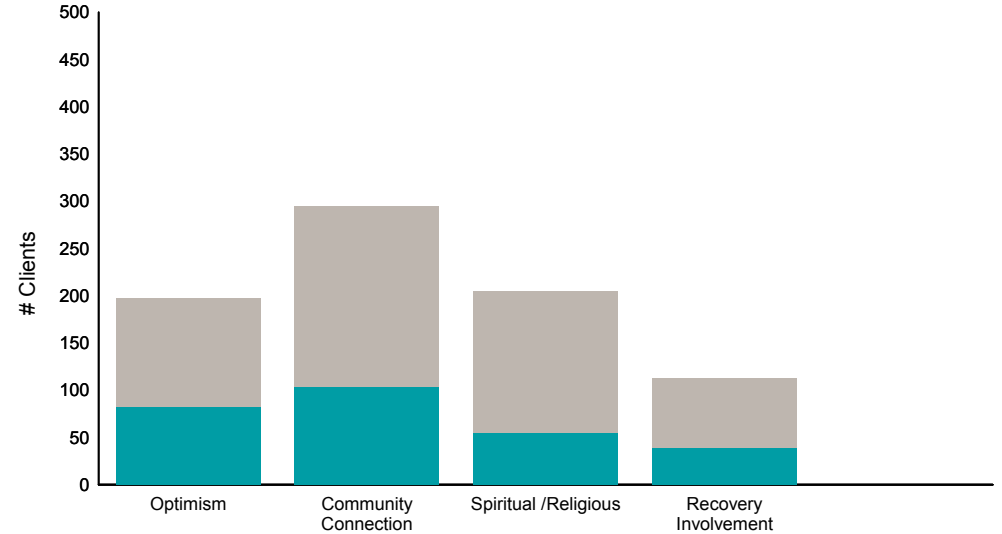
This report looks at current ANSAs to see how many clients improved on items rated 2 or 3 from the prior ANSA.

Num of episodes w/ min. 2 ANSAs: 456 Average days between ANSAs: 364.3 % clients improved on min. 30% of actionable items: **66% (= 275/416)**

Behavioral Health Domain

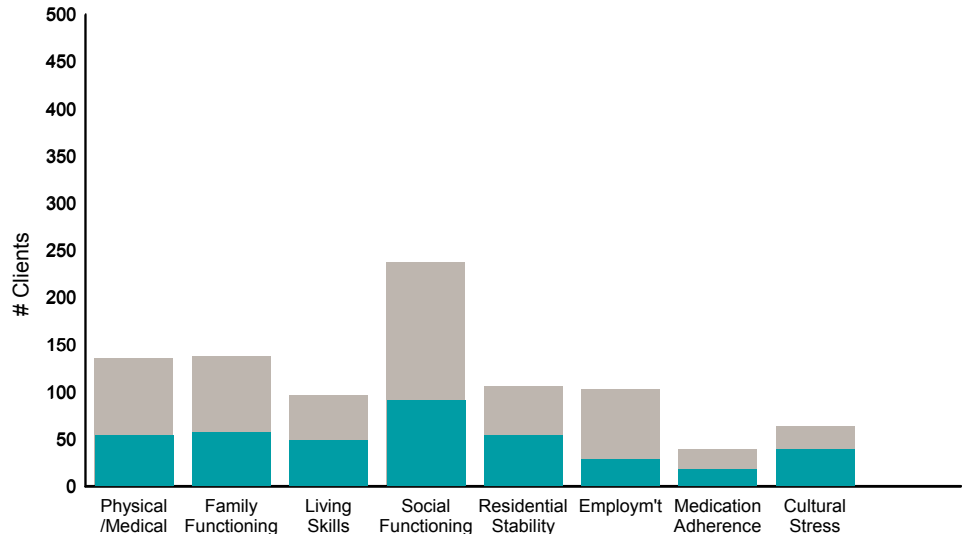


Strengths

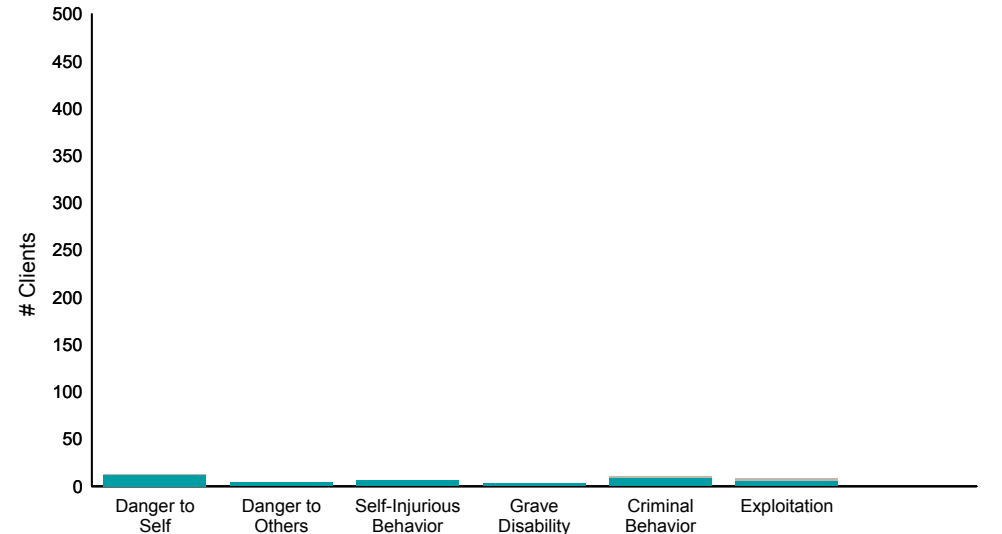


| Behavioral Health Domain | Strengths |
|--------------------------|----------------|
| 37% 60/161 | 42% 82/197 |
| 38% 103/269 | 35% 103/295 |
| 46% 107/232 | 27% 55/205 |
| 47% 51/108 | 35% 39/113 |
| 54% 36/67 | |
| 50% 36/72 | |
| 44% 81/186 | |
| % improvement | |

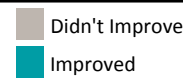
Life Domain Functioning



Risk Behaviors



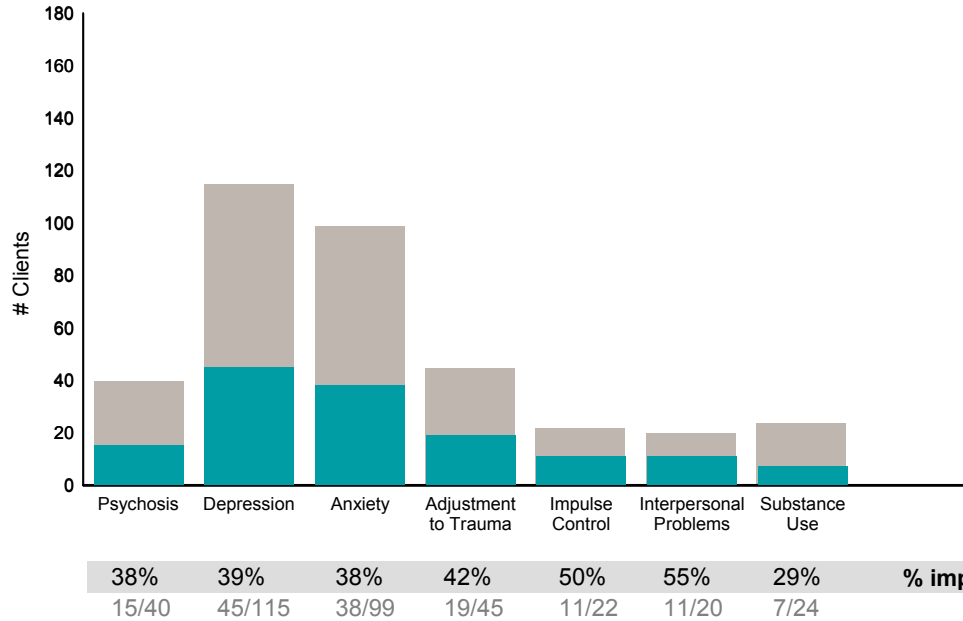
| Life Domain Functioning | Risk Behaviors |
|-------------------------|----------------|
| 39% 53/136 | 92% 12/13 |
| 41% 57/138 | 100% 4/4 |
| 49% 48/97 | 100% 6/6 |
| 38% 91/238 | 100% 3/3 |
| 50% 54/107 | 73% 8/11 |
| 27% 28/103 | 63% 5/8 |
| 43% 17/40 | |
| 61% 39/64 | |
| % improvement | |



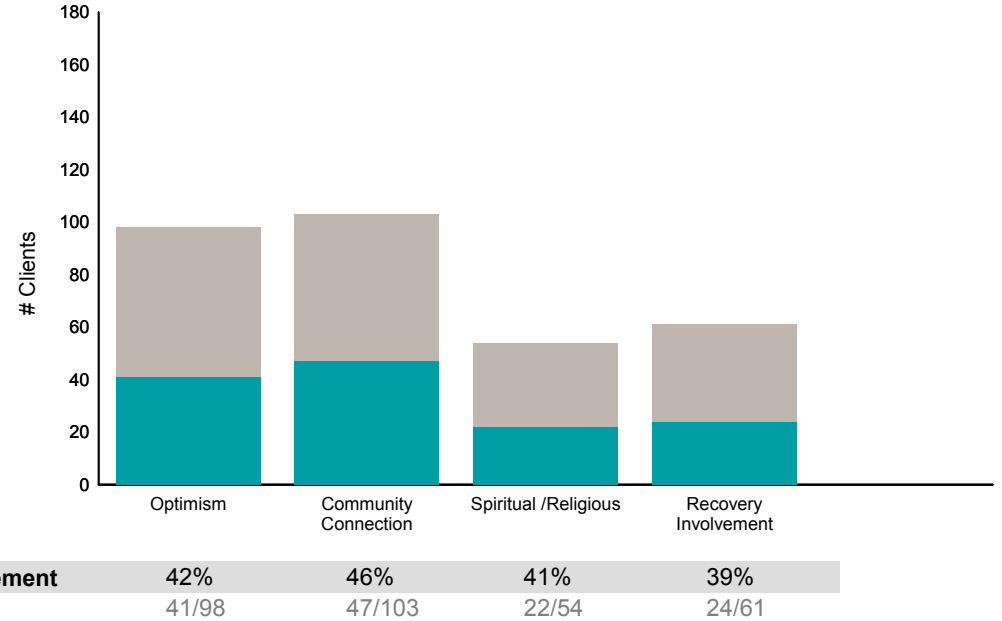
This report looks at current ANSAs to see how many clients improved on items rated 2 or 3 from the prior ANSA.

Num of episodes w/ min. 2 ANSAs: 178 Average days between ANSAs: 341.5 % clients improved on min. 30% of actionable items: **65% (= 111/172)**

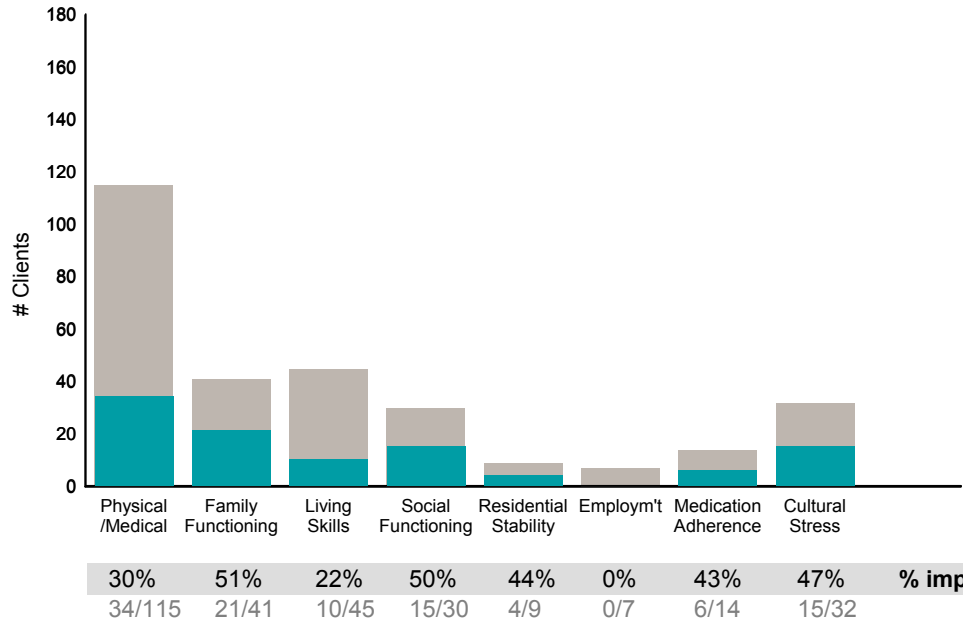
Behavioral Health Domain



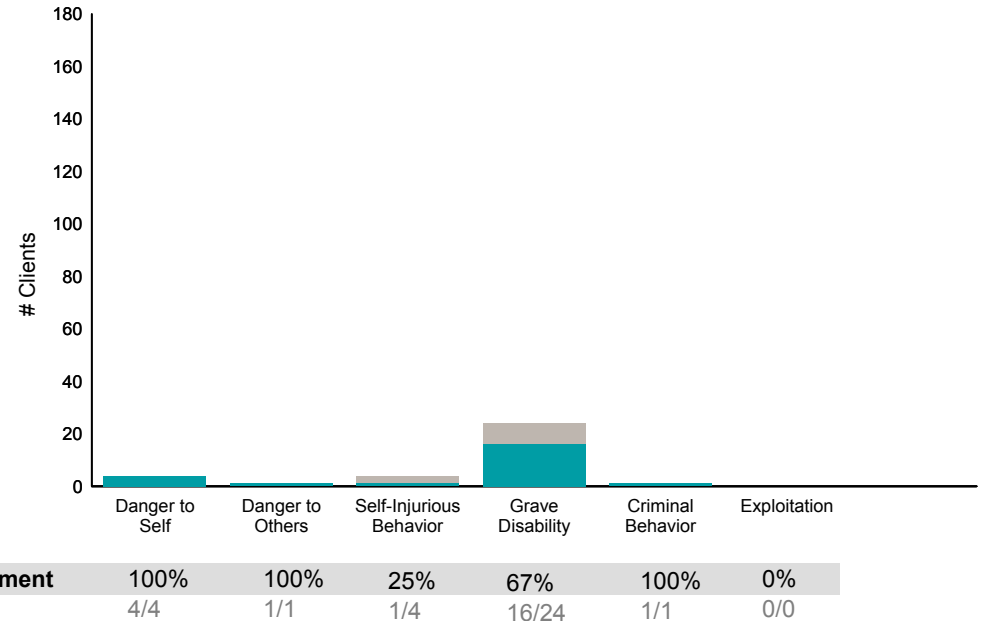
Strengths



Life Domain Functioning



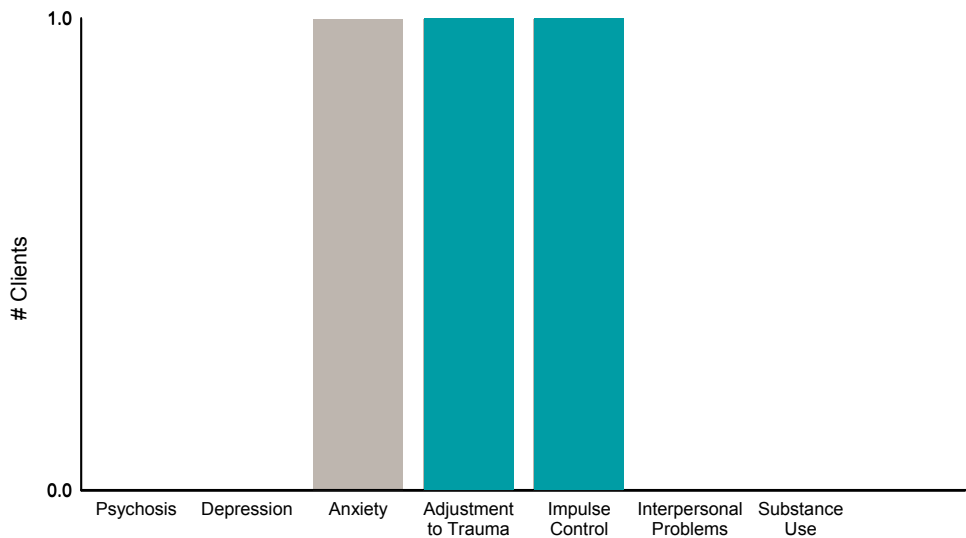
Risk Behaviors



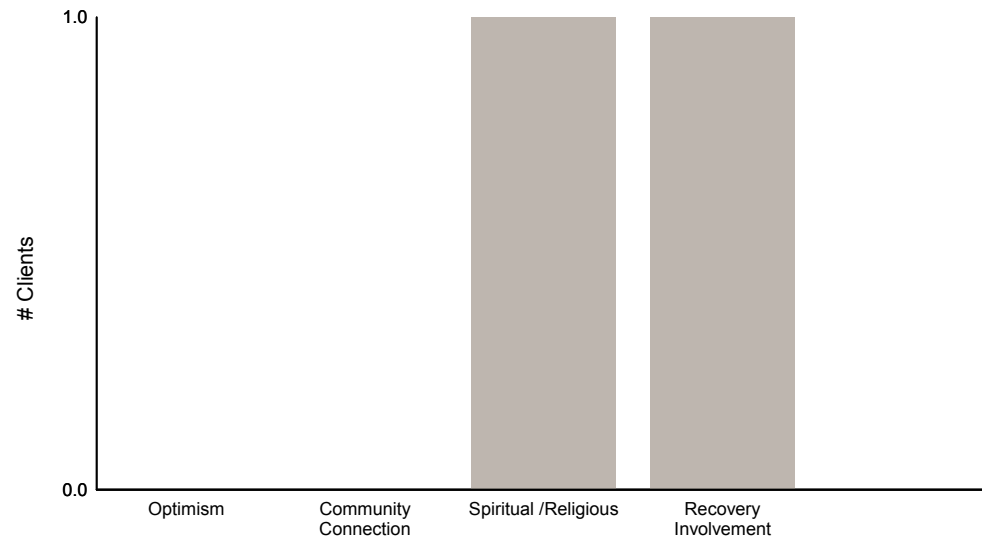
Didn't Improve
 Improved
 This report looks at current ANSAs to see how many clients improved on items rated 2 or 3 from the prior ANSA.

Num of episodes w/ min. 2 ANSAs: 1 Average days between ANSAs: 70.0 % clients improved on min. 30% of actionable items: **0%**

Behavioral Health Domain

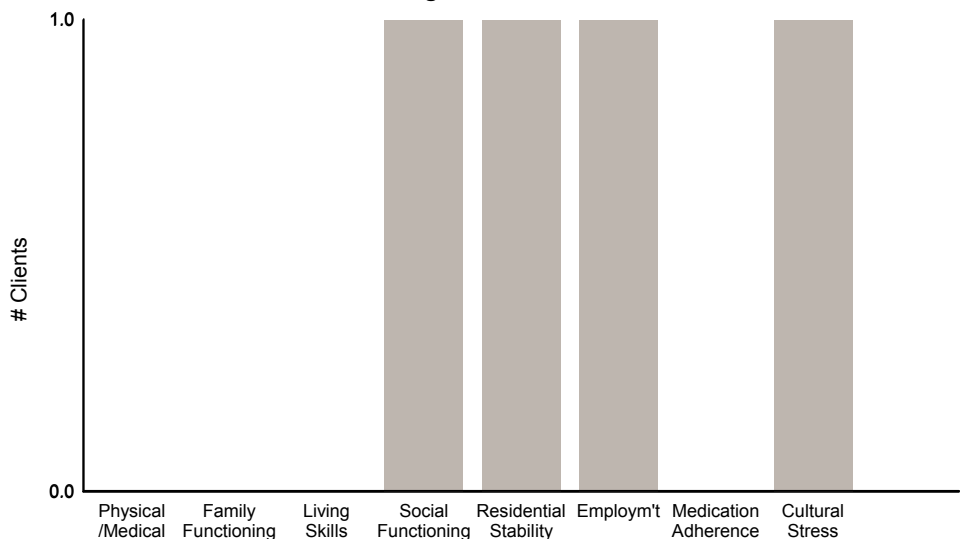


Strengths

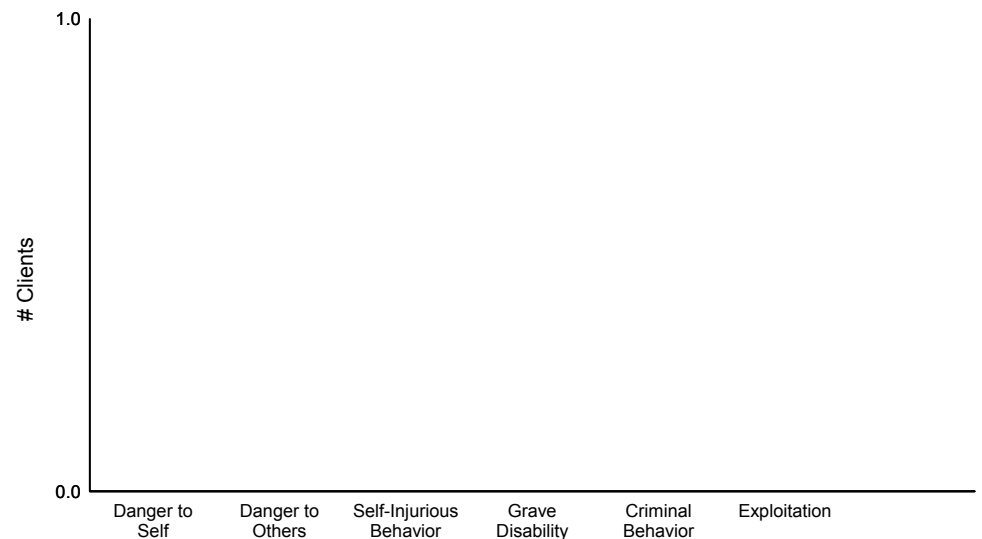


| Item | Count | % improvement |
|------------------------|-------|---------------|
| Psychosis | 0/0 | 0% |
| Depression | 0/0 | 0% |
| Anxiety | 0/1 | 0% |
| Adjustment to Trauma | 1/1 | 100% |
| Impulse Control | 1/1 | 100% |
| Interpersonal Problems | 0/0 | 0% |
| Substance Use | 0/0 | 0% |
| % improvement | | |
| Optimism | 0/0 | 0% |
| Community Connection | 0/0 | 0% |
| Spiritual /Religious | 0/1 | 0% |
| Recovery Involvement | 0/1 | 0% |

Life Domain Functioning



Risk Behaviors

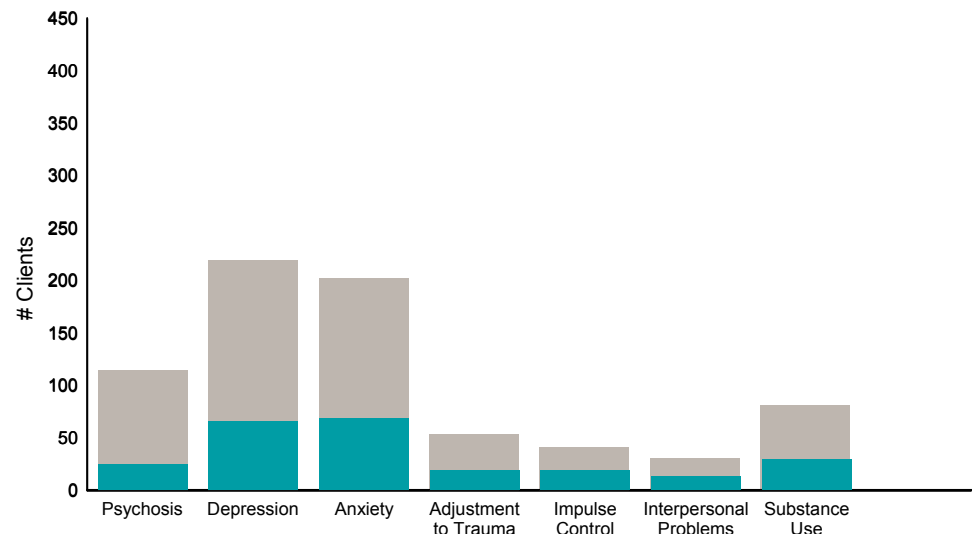


| Item | Count | % improvement |
|-------------------------|-------|---------------|
| Physical /Medical | 0/0 | 0% |
| Family Functioning | 0/0 | 0% |
| Living Skills | 0/0 | 0% |
| Social Functioning | 0/1 | 0% |
| Residential Stability | 0/1 | 0% |
| Employm't | 0/1 | 0% |
| Medication Adherence | 0/0 | 0% |
| Cultural Stress | 0/1 | 0% |
| % improvement | | |
| Danger to Self | 0/0 | 0% |
| Danger to Others | 0/0 | 0% |
| Self-Injurious Behavior | 0/0 | 0% |
| Grave Disability | 0/0 | 0% |
| Criminal Behavior | 0/0 | 0% |
| Exploitation | 0/0 | 0% |

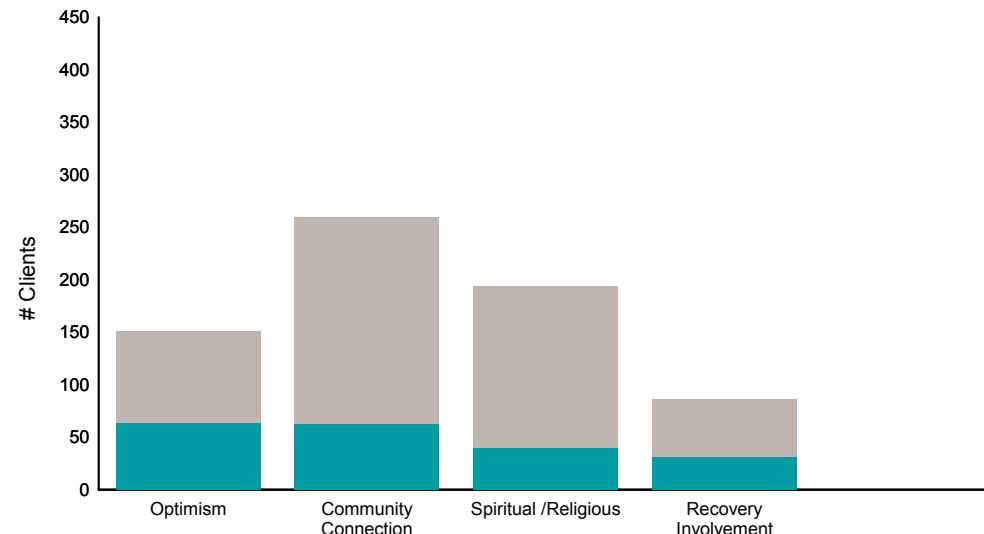
Didn't Improve
 Improved
 This report looks at current ANSAs to see how many clients improved on items rated 2 or 3 from the prior ANSA.

Num of episodes w/ min. 2 ANSAs: 428 Average days between ANSAs: 322.6 % clients improved on min. 30% of actionable items: **52% (= 211/407)**

Behavioral Health Domain

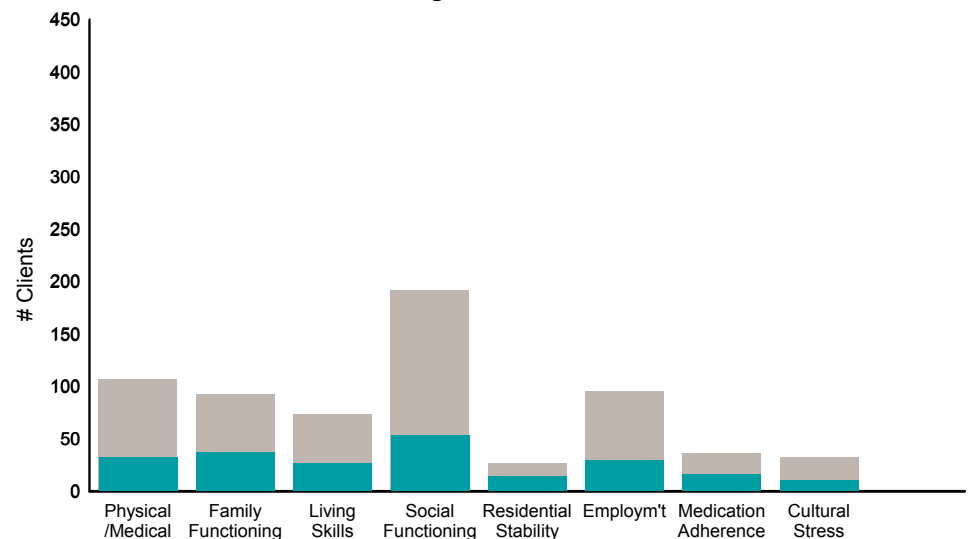


Strengths

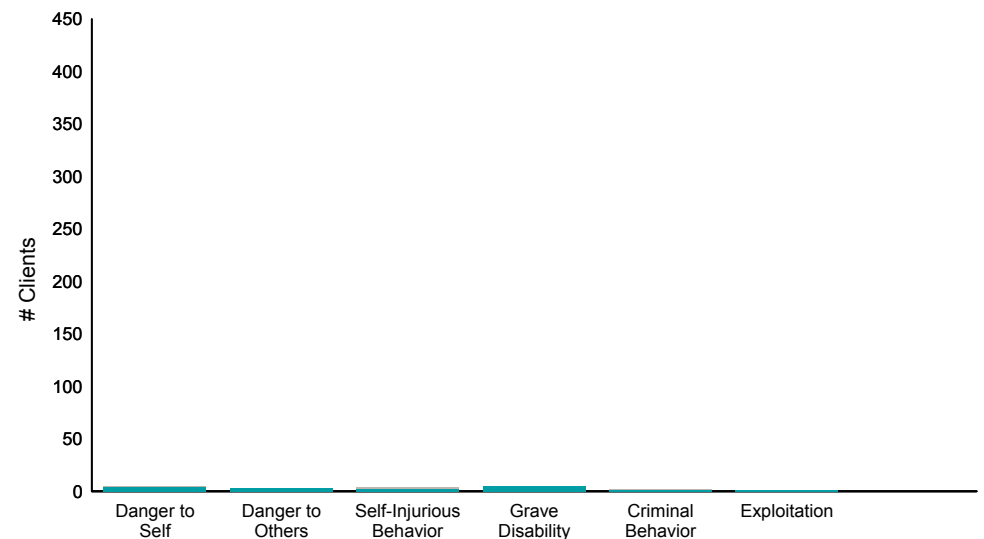


| Item | % improvement |
|------------------------|---------------|
| Psychosis | 21% (24/115) |
| Depression | 30% (65/220) |
| Anxiety | 33% (68/203) |
| Adjustment to Trauma | 35% (19/54) |
| Impulse Control | 45% (19/42) |
| Interpersonal Problems | 42% (13/31) |
| Substance Use | 35% (29/82) |
| Optimism | 42% (63/151) |
| Community Connection | 24% (62/260) |
| Spiritual /Religious | 21% (40/194) |
| Recovery Involvement | 36% (31/86) |

Life Domain Functioning



Risk Behaviors

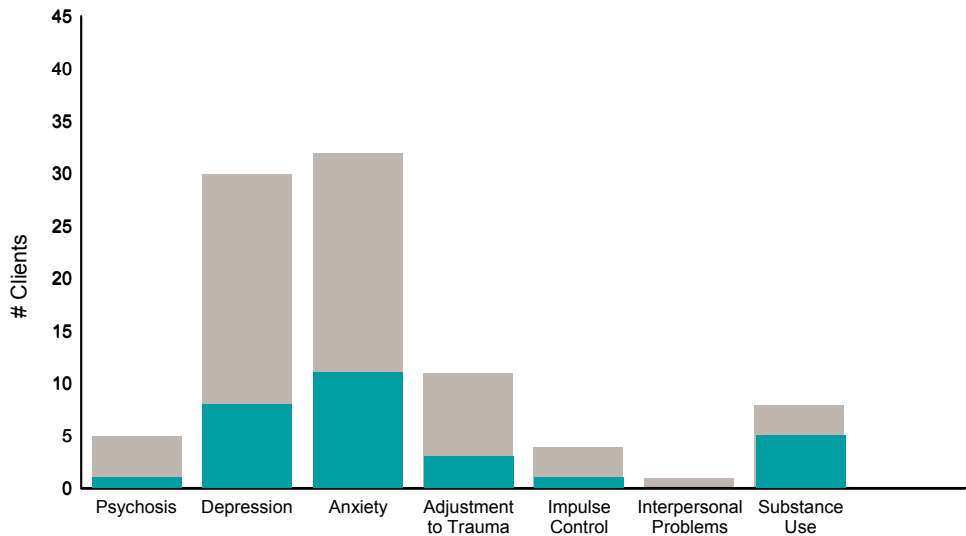


| Item | % improvement |
|-------------------------|---------------|
| Physical /Medical | 30% (32/107) |
| Family Functioning | 40% (37/93) |
| Living Skills | 35% (26/74) |
| Social Functioning | 28% (53/192) |
| Residential Stability | 52% (14/27) |
| Employ'm't | 30% (29/96) |
| Medication Adherence | 43% (16/37) |
| Cultural Stress | 30% (10/33) |
| Danger to Self | 80% (4/5) |
| Danger to Others | 100% (3/3) |
| Self-Injurious Behavior | 50% (2/4) |
| Grave Disability | 100% (5/5) |
| Criminal Behavior | 50% (1/2) |
| Exploitation | 100% (1/1) |

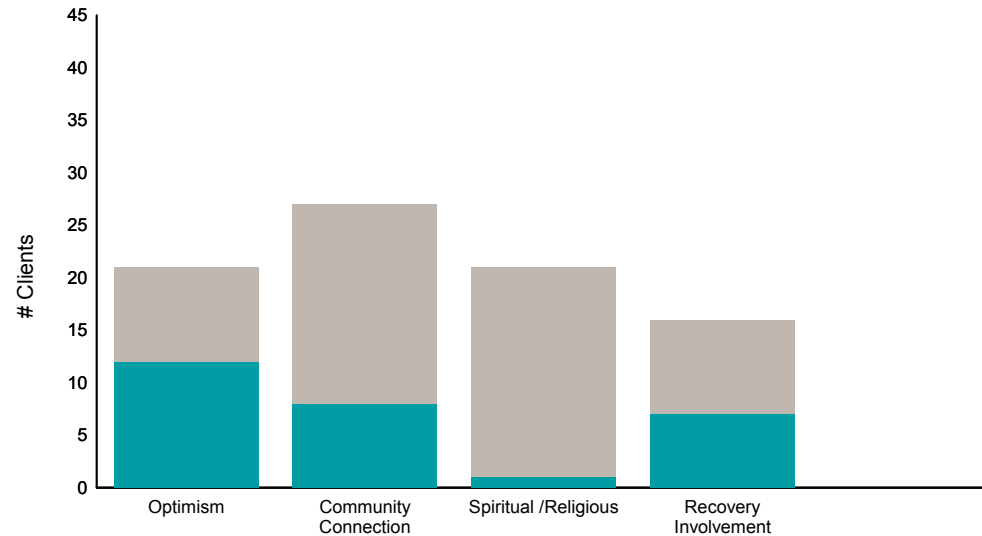
Didn't Improve
 Improved
 This report looks at current ANSAs to see how many clients improved on items rated 2 or 3 from the prior ANSA.

Num of episodes w/ min. 2 ANSAs: 44 Average days between ANSAs: 277.6 % clients improved on min. 30% of actionable items: **45% (= 20/44)**

Behavioral Health Domain

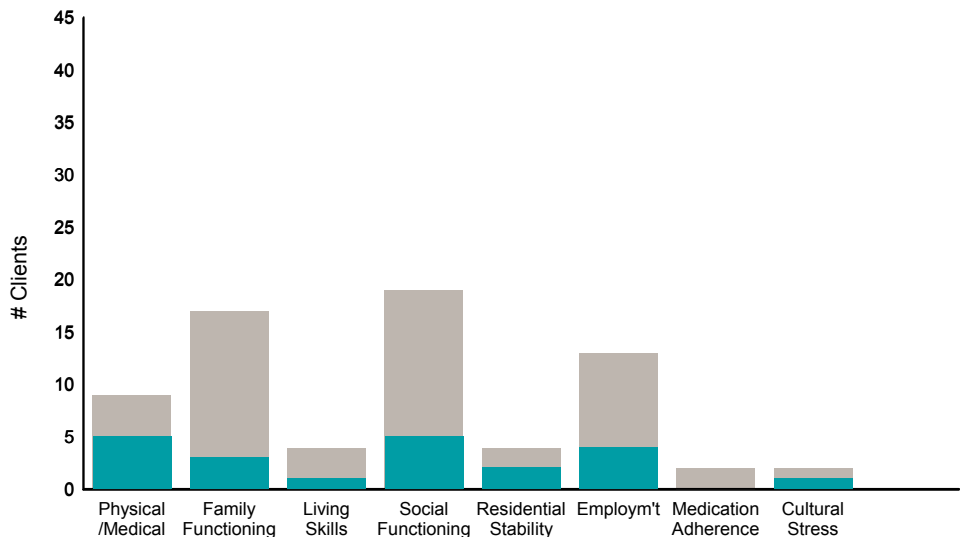


Strengths




| Item | % improvement |
|------------------------|---------------|
| Psychosis | 20% (1/5) |
| Depression | 27% (8/30) |
| Anxiety | 34% (11/32) |
| Adjustment to Trauma | 27% (3/11) |
| Impulse Control | 25% (1/4) |
| Interpersonal Problems | 0% (0/1) |
| Substance Use | 63% (5/8) |
| Optimism | 57% (12/21) |
| Community Connection | 30% (8/27) |
| Spiritual /Religious | 5% (1/21) |
| Recovery Involvement | 44% (7/16) |

Life Domain Functioning



Risk Behaviors

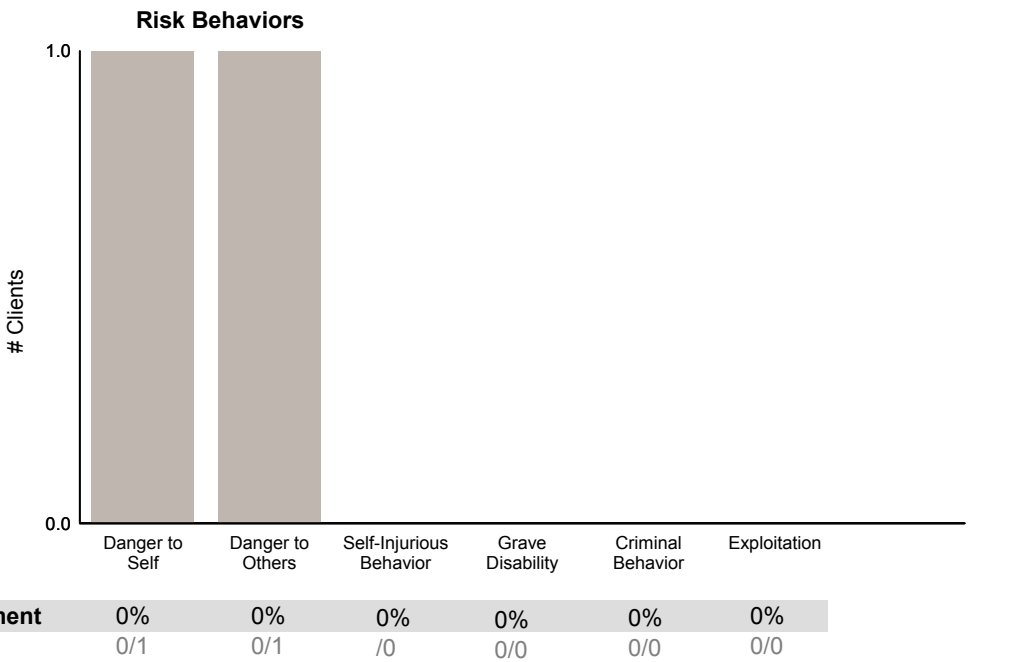
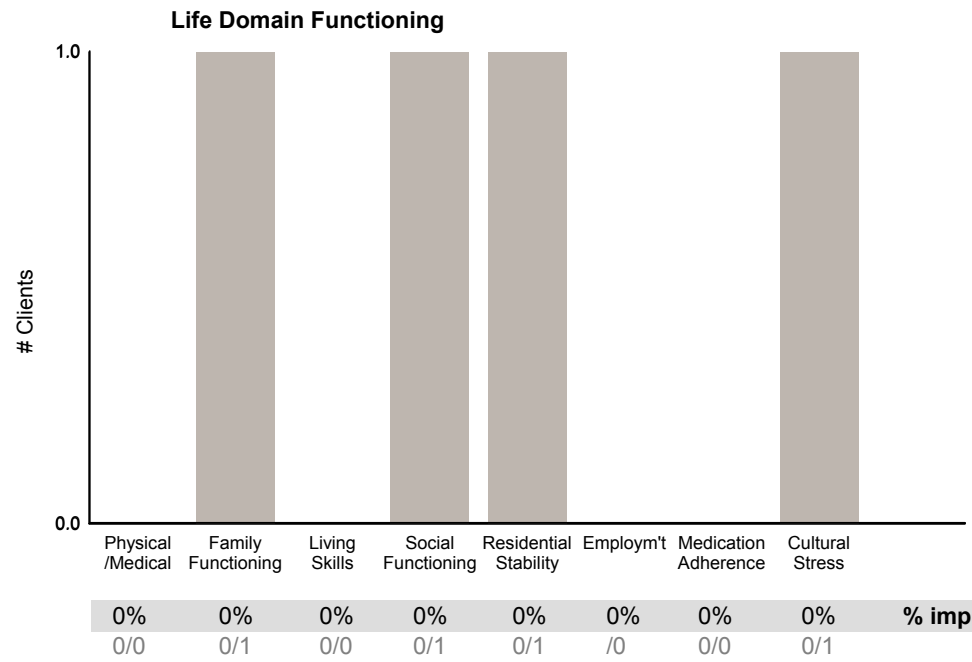
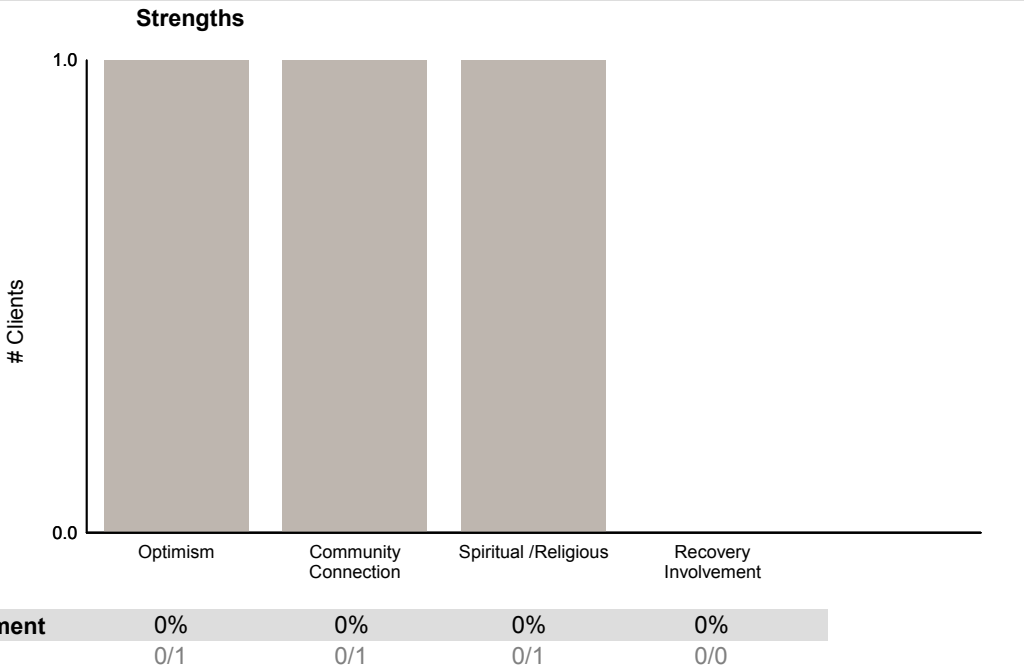
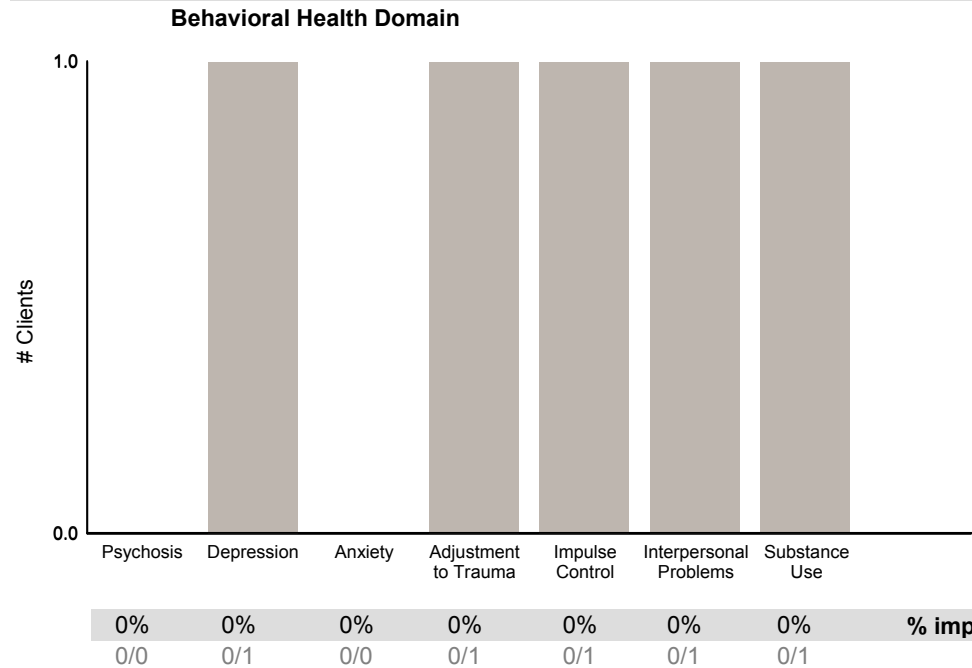


| Item | % improvement |
|-------------------------|---------------|
| Physical /Medical | 56% (5/9) |
| Family Functioning | 18% (3/17) |
| Living Skills | 25% (1/4) |
| Social Functioning | 26% (5/19) |
| Residential Stability | 50% (2/4) |
| Employ'm't | 31% (4/13) |
| Medication Adherence | 0% (0/2) |
| Cultural Stress | 50% (1/2) |
| Danger to Self | 0% (0/0) |
| Danger to Others | 0% (0/0) |
| Self-Injurious Behavior | 0% (0/0) |
| Grave Disability | 0% (0/0) |
| Criminal Behavior | 0% (0/0) |
| Exploitation | 0% (0/0) |

Swords to Plowshares Outpatient (8925OP)

Didn't Improve
 Improved
 This report looks at current ANSAs to see how many clients improved on items rated 2 or 3 from the prior ANSA.

Num of episodes w/ min. 2 ANSAs: 1 Average days between ANSAs: 7.0 % clients improved on min. 30% of actionable items: **0%**



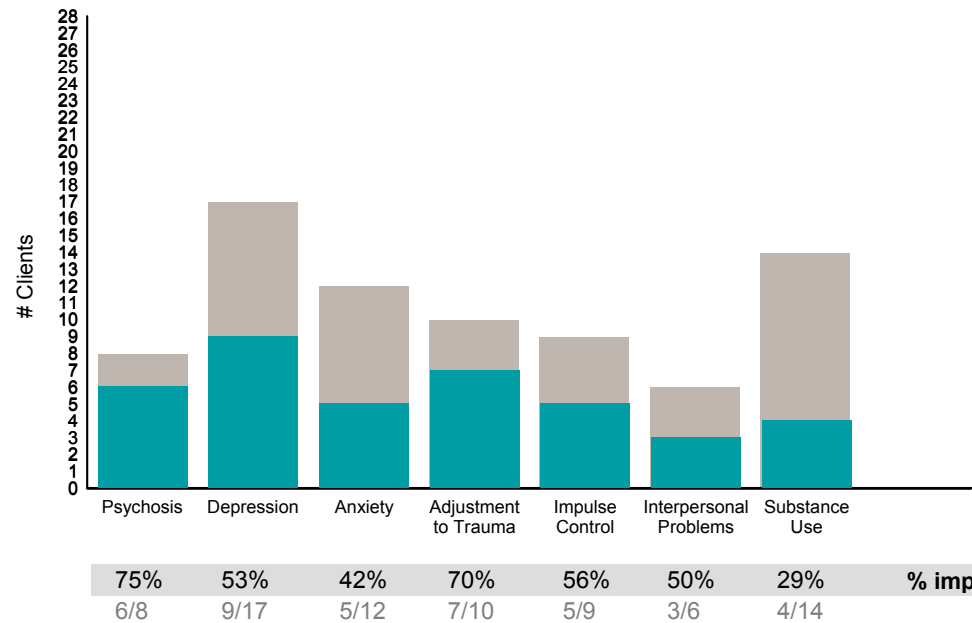
This report reflects data from 7/1/2017 - 6/30/2018



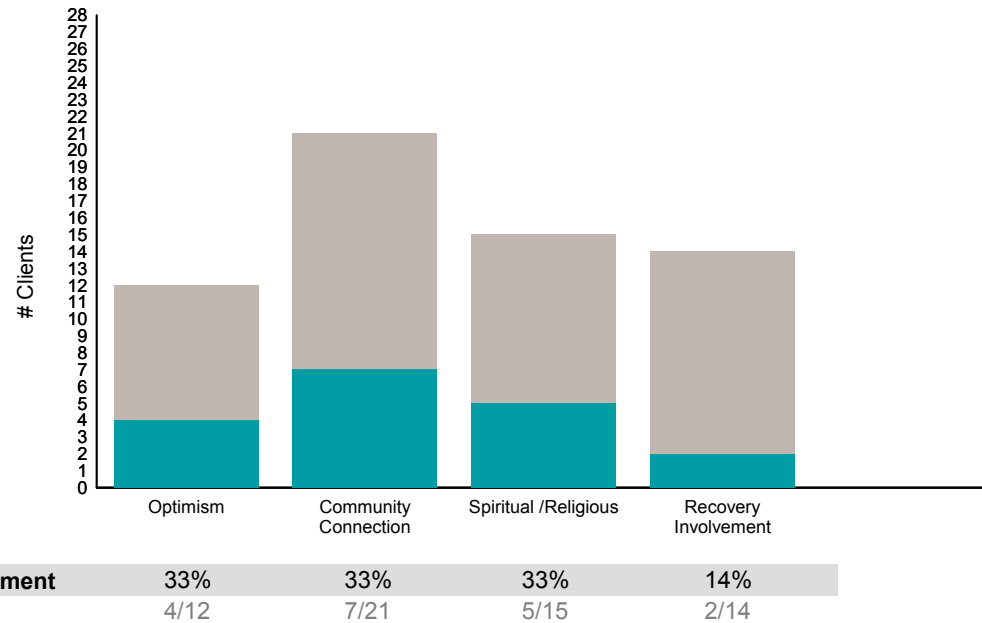
Didn't Improve
 Improved
 This report looks at current ANSAs to see how many clients improved on items rated 2 or 3 from the prior ANSA.

Num of episodes w/ min. 2 ANSAs: 27 Average days between ANSAs: 242.3 % clients improved on min. 30% of actionable items: **74% (= 20/27)**

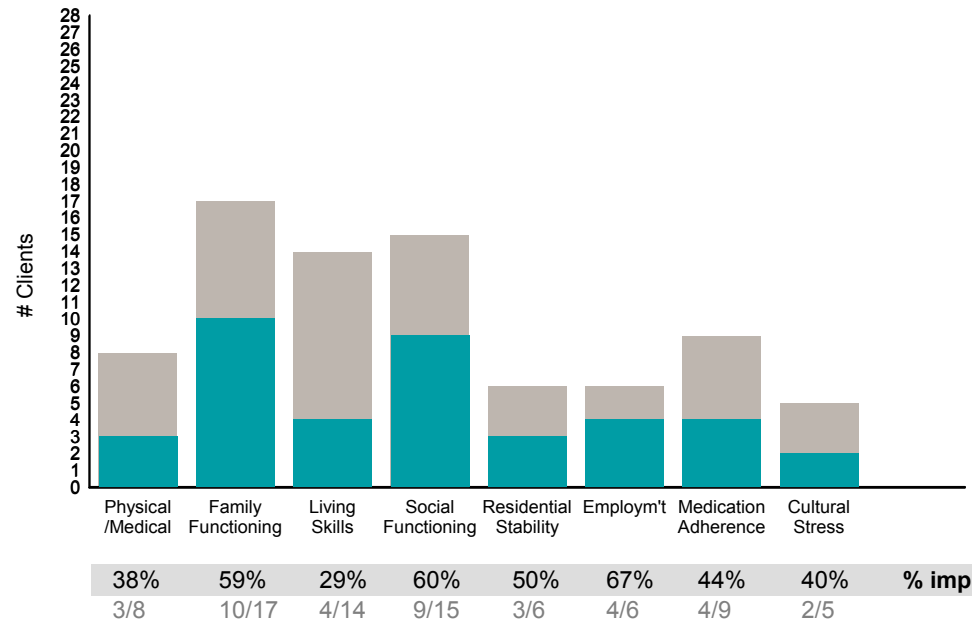
Behavioral Health Domain



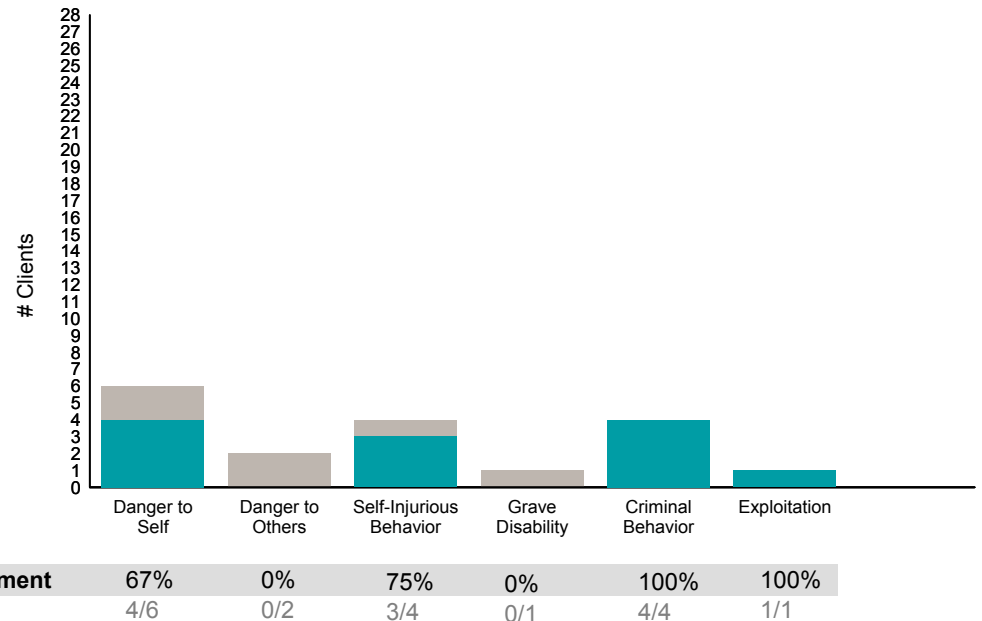
Strengths



Life Domain Functioning

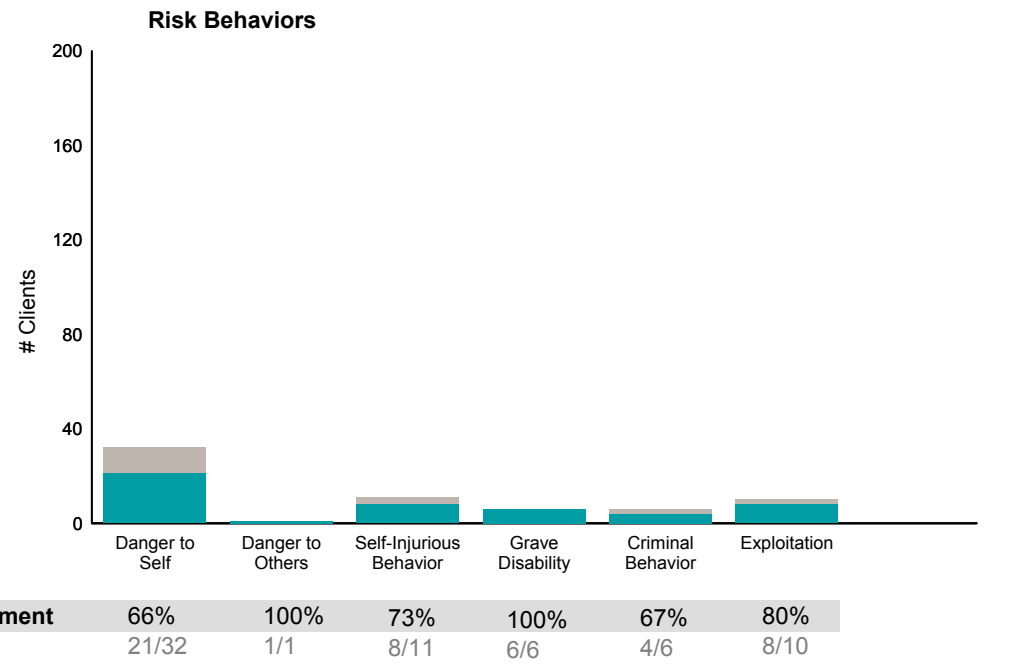
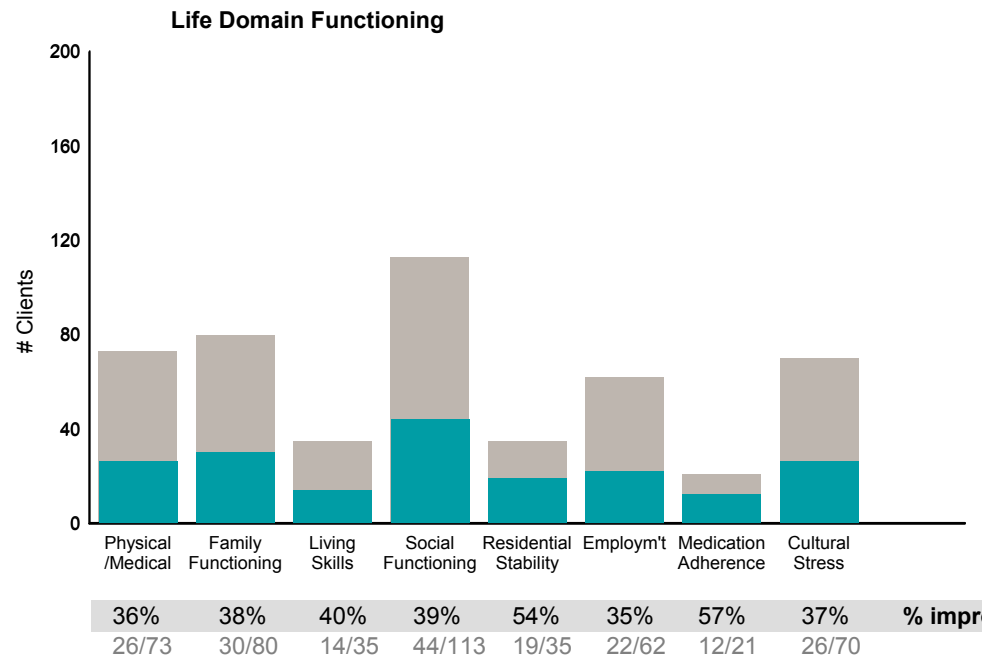
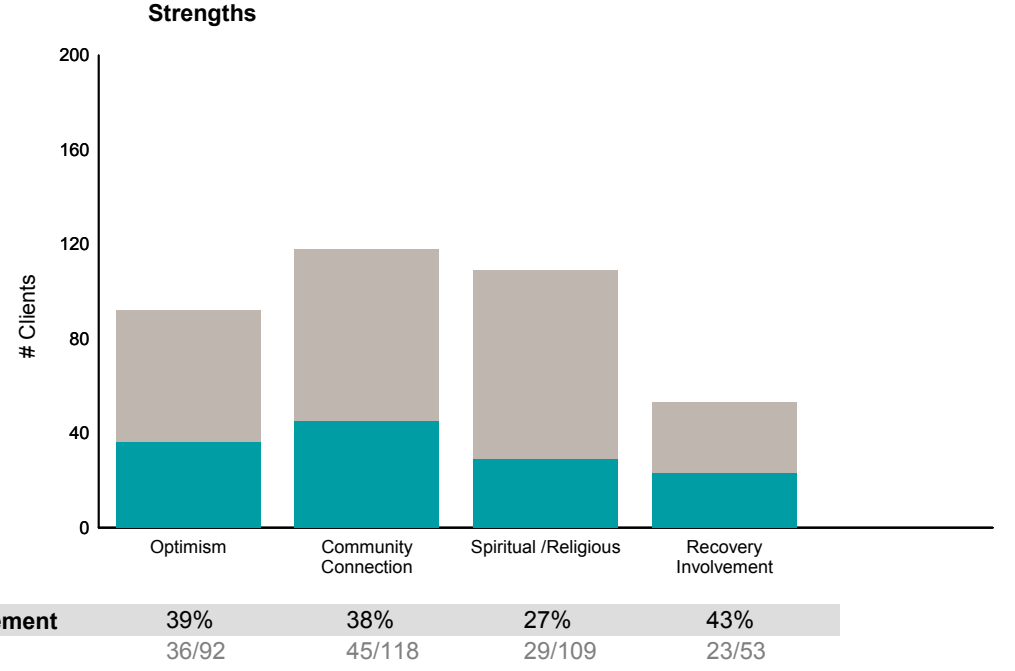
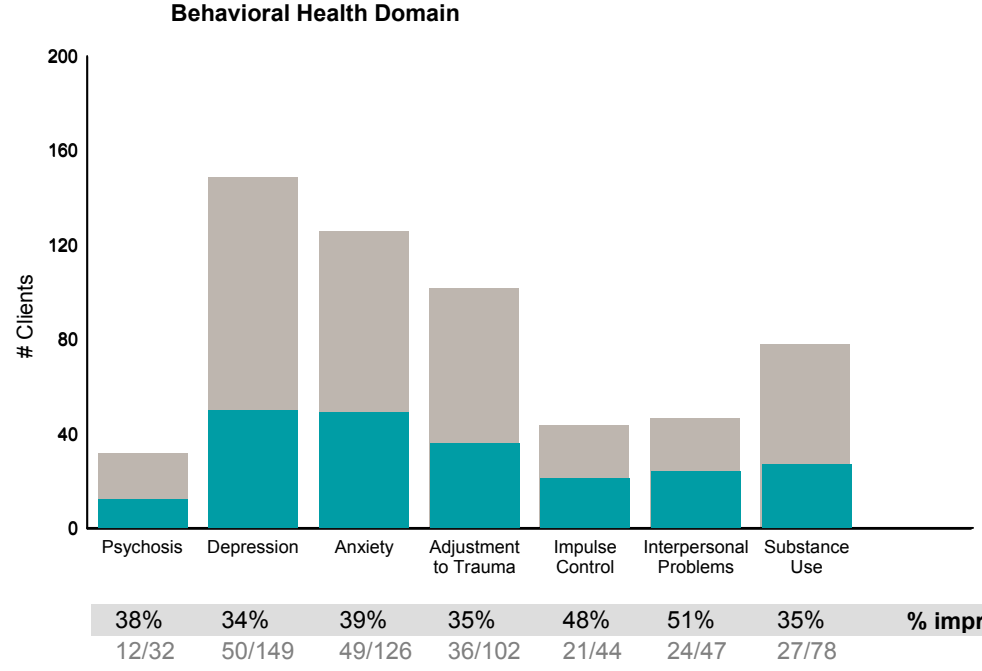


Risk Behaviors



Didn't Improve
 Improved
 This report looks at current ANSAs to see how many clients improved on items rated 2 or 3 from the prior ANSA.

Num of episodes w/ min. 2 ANSAs: 180 Average days between ANSAs: 301.5 % clients improved on min. 30% of actionable items: **61% (= 110/180)**



This report reflects data from 7/1/2017 - 6/30/2018

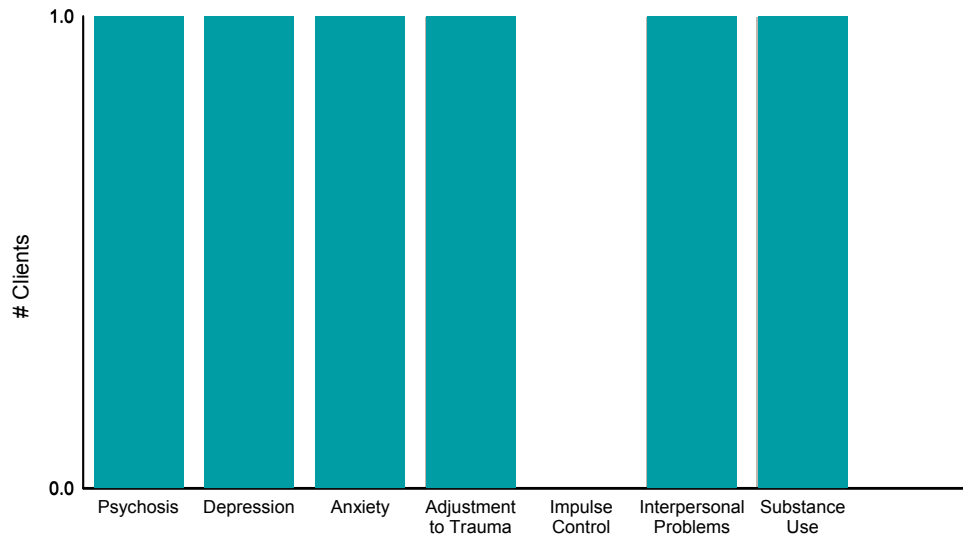
FY17-18 Q1-4 Objective A.2 ANSA Outcomes Item-Level Report
 VIP CJC Domestic Violence (88103)

Didn't Improve
 Improved

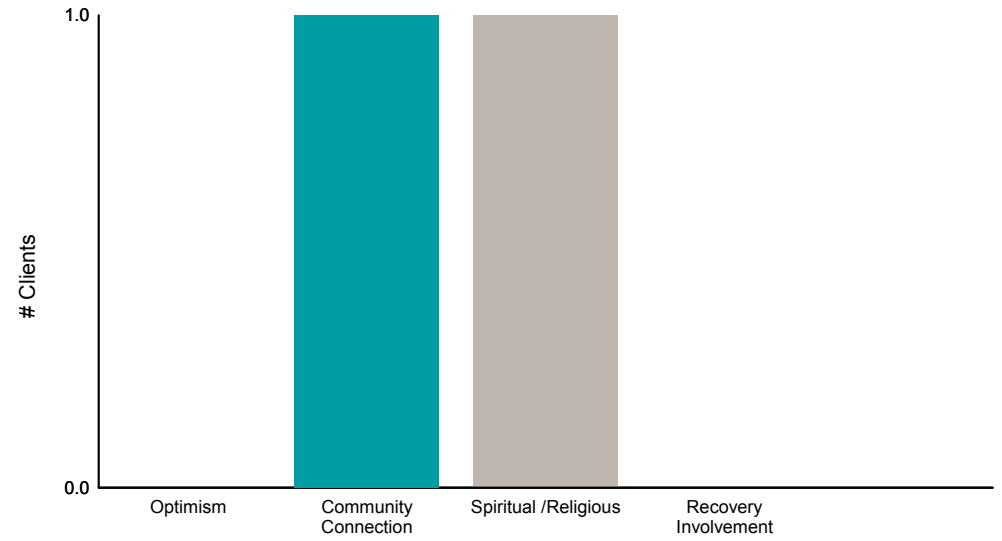
This report looks at current ANSAs to see how many clients improved on items rated 2 or 3 from the prior ANSA.

Num of episodes w/ min. 2 ANSAs: 1 Average days between ANSAs: 458.0 % clients improved on min. 30% of actionable items: 100% (= 1/1)

Behavioral Health Domain

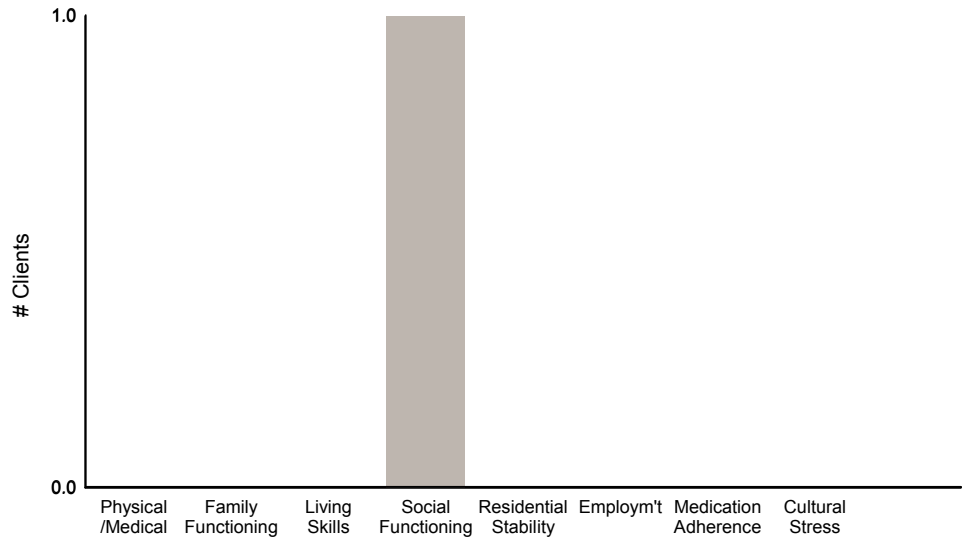


Strengths



| | | | | | | | | | | |
|------|------|------|------|-----|------|------|----------------------|-----|------|----|
| 100% | 100% | 100% | 100% | 0% | 100% | 100% | % improvement | 0% | 100% | 0% |
| 1/1 | 1/1 | 1/1 | 1/1 | 0/0 | 1/1 | 1/1 | | 0/0 | 1/1 | /1 |

Life Domain Functioning



Risk Behaviors

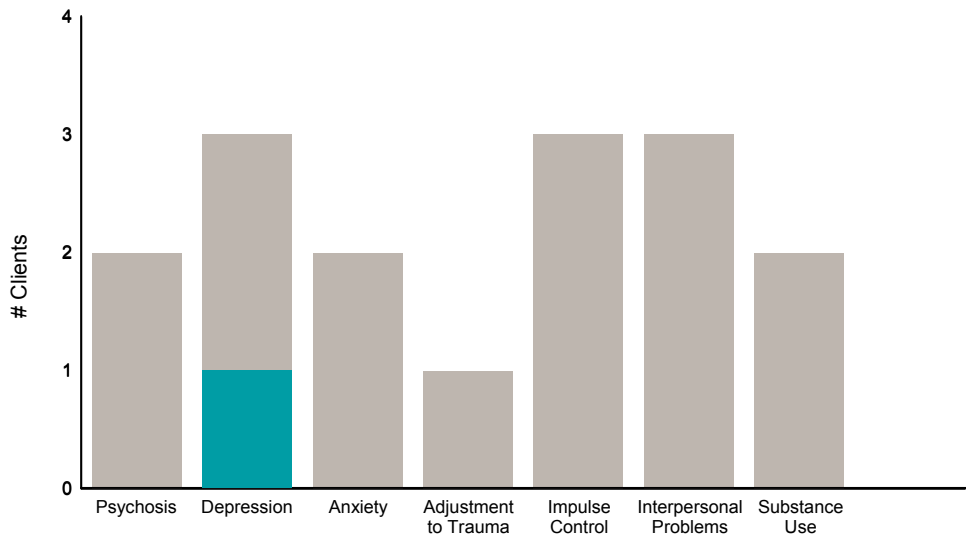


| | | | | | | | | | | | | | | | |
|-----|-----|-----|-----|-----|----|----|-----|----------------------|-----|-----|-----|-----|-----|-----|-----|
| 0% | 0% | 0% | 0% | 0% | 0% | 0% | 0% | % improvement | 0% | 0% | 0% | 0% | 0% | 0% | 0% |
| 0/0 | 0/0 | 0/0 | 0/1 | 0/0 | /0 | /0 | 0/0 | | 0/0 | 0/0 | 0/0 | 0/0 | 0/0 | 0/0 | 0/0 |

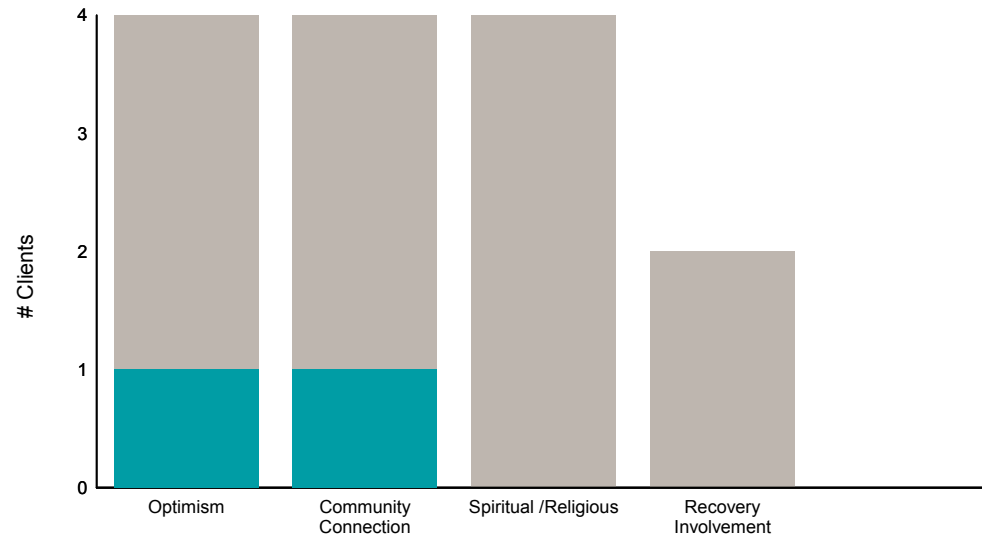
Didn't Improve
 Improved
 This report looks at current ANSAs to see how many clients improved on items rated 2 or 3 from the prior ANSA.

Num of episodes w/ min. 2 ANSAs: **4** Average days between ANSAs: **392.3** % clients improved on min. 30% of actionable items: **0%**

Behavioral Health Domain

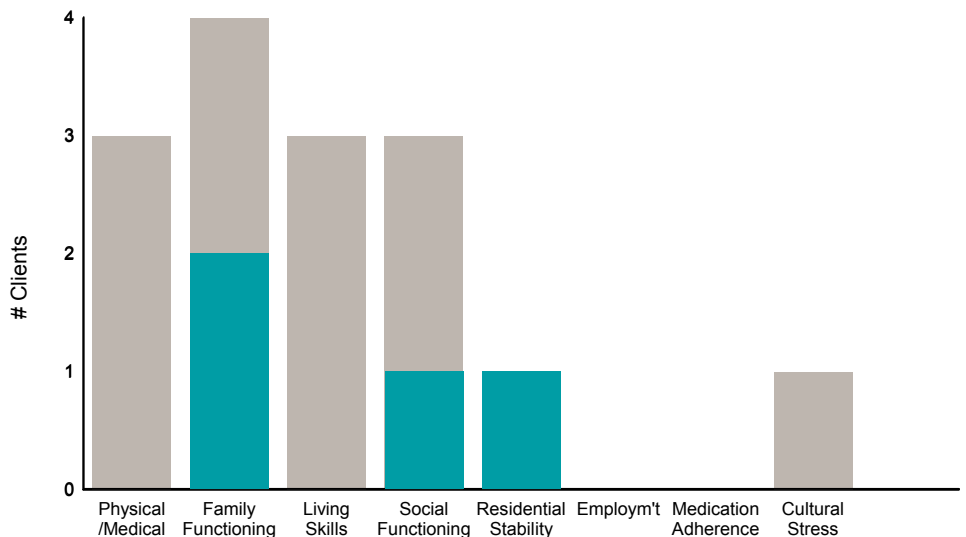


Strengths




| | | | | | | | % improvement | | | | |
|-----|-----|-----|-----|-----|-----|-----|---------------|-----|-----|-----|--|
| 0% | 33% | 0% | 0% | 0% | 0% | 0% | 25% | 25% | 0% | 0% | |
| 0/2 | 1/3 | 0/2 | 0/1 | 0/3 | 0/3 | 0/2 | 1/4 | 1/4 | 0/4 | 0/2 | |

Life Domain Functioning



Risk Behaviors

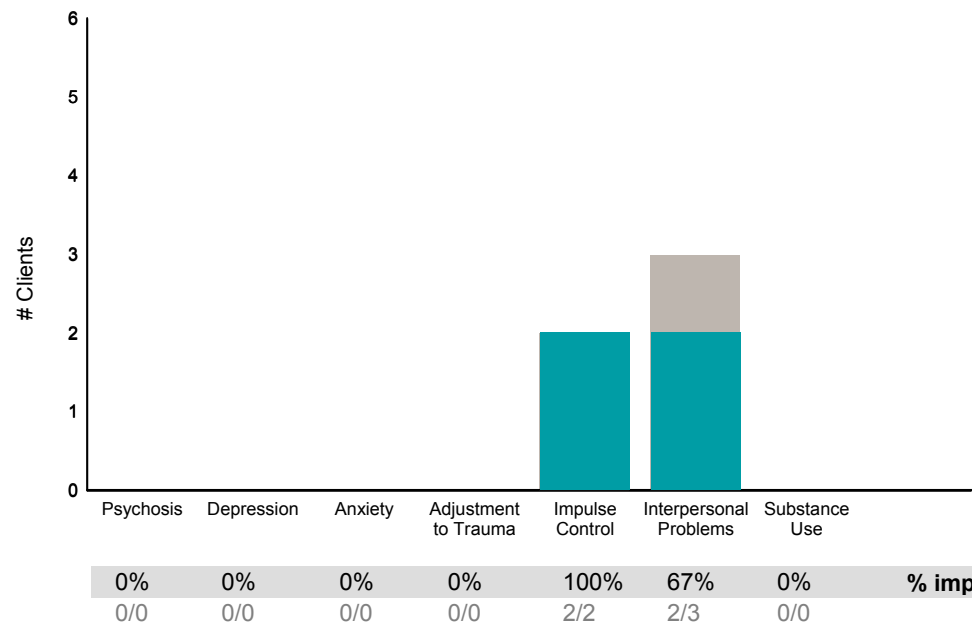


| | | | | | | | | % improvement | | | | | | |
|-----|-----|-----|-----|------|-----|-----|-----|---------------|-----|-----|-----|-----|-----|--|
| 0% | 50% | 0% | 33% | 100% | 0% | 0% | 0% | 0% | 0% | 0% | 0% | 0% | 0% | |
| 0/3 | 2/4 | 0/3 | 1/3 | 1/1 | 0/0 | 0/0 | 0/1 | 0/0 | 0/0 | 0/0 | 0/0 | 0/0 | 0/0 | |

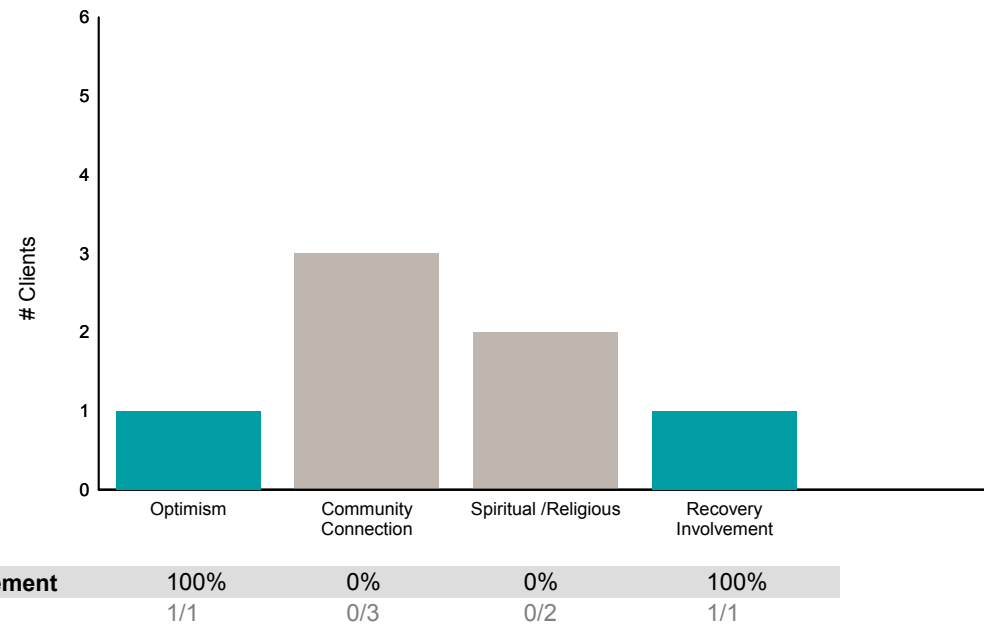
Didn't Improve
 Improved
 This report looks at current ANSAs to see how many clients improved on items rated 2 or 3 from the prior ANSA.

Num of episodes w/ min. 2 ANSAs: **6** Average days between ANSAs: **685.2** % clients improved on min. 30% of actionable items: **75% (= 3/4)**

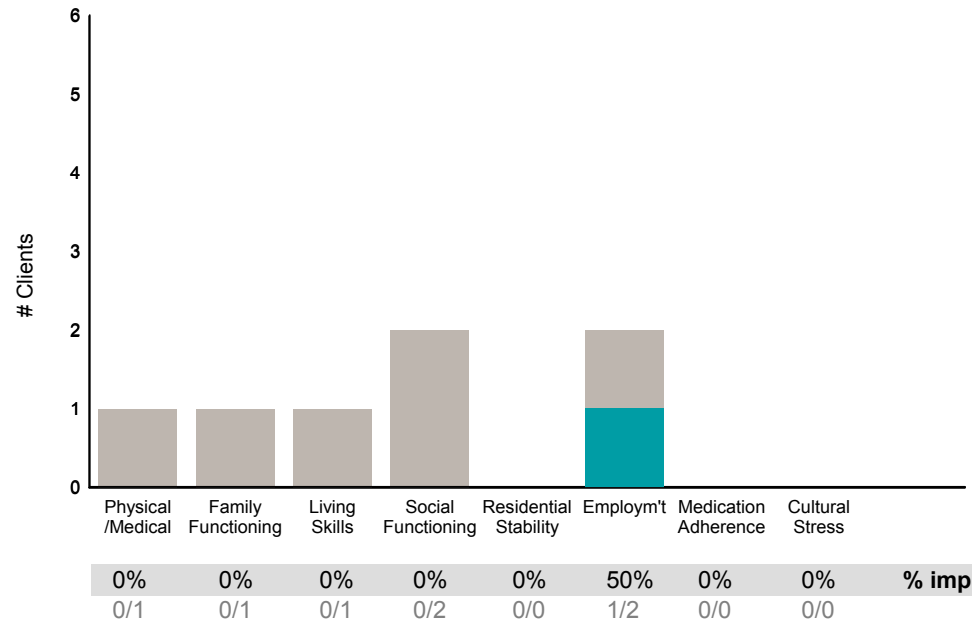
Behavioral Health Domain



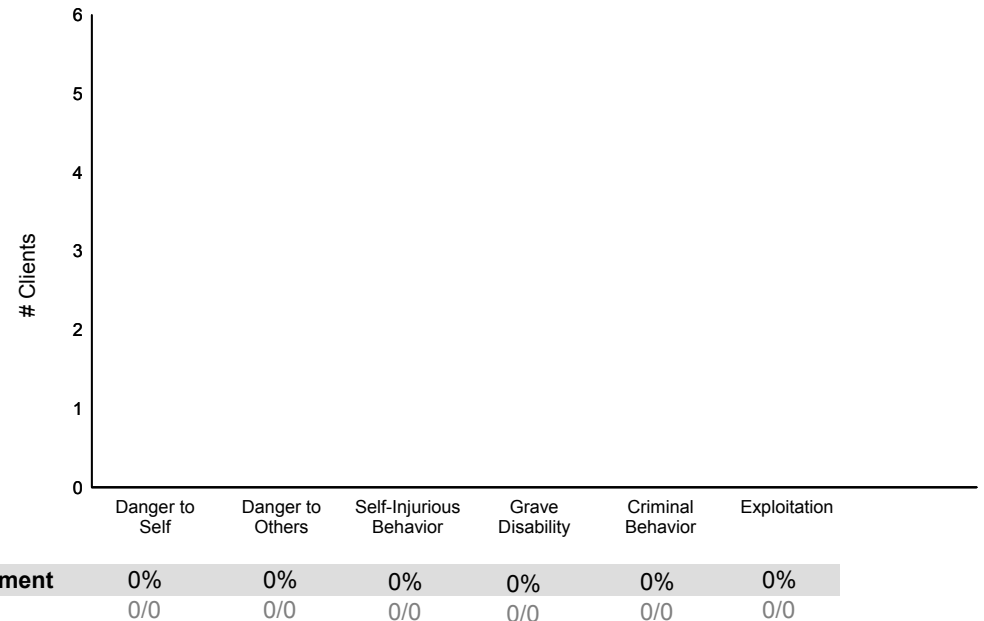
Strengths



Life Domain Functioning



Risk Behaviors

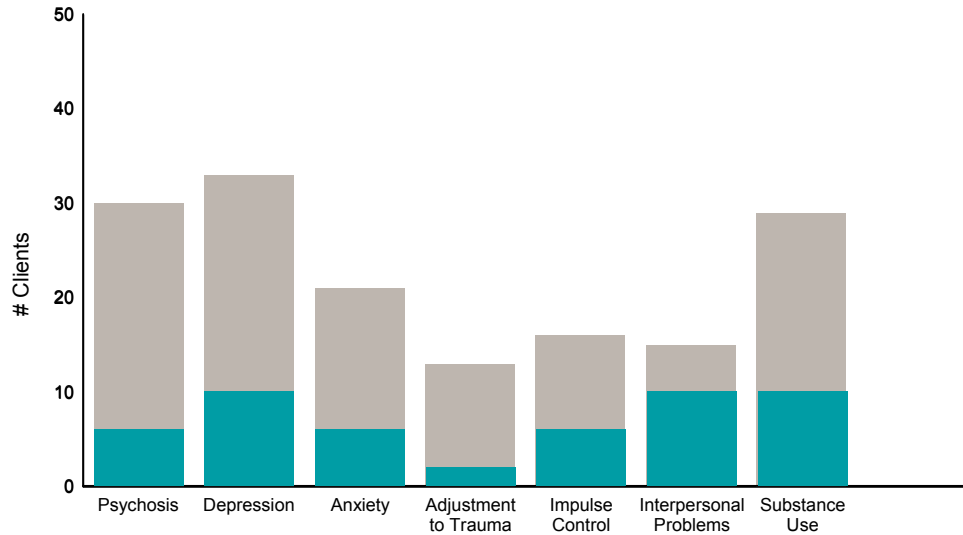


Didn't Improve
 Improved

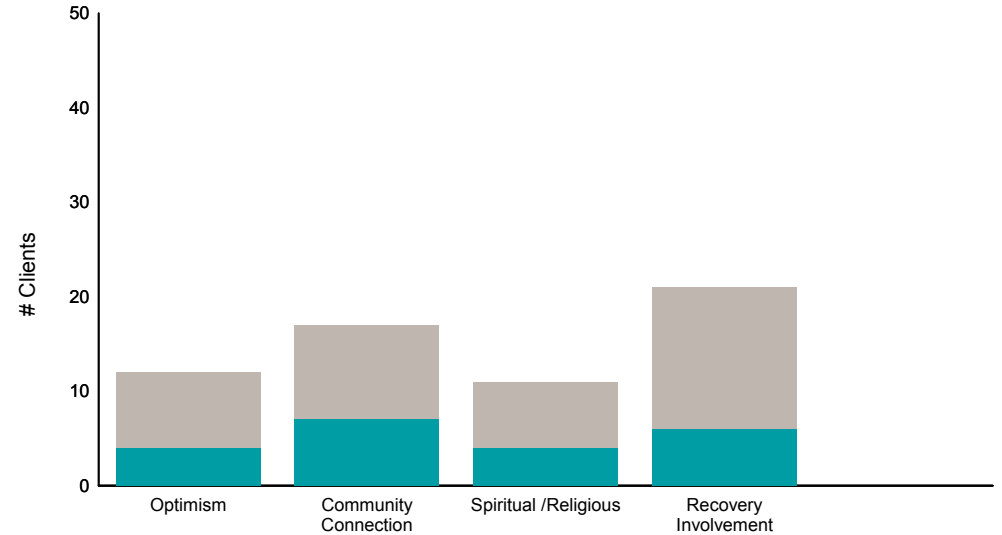
This report looks at current ANSAs to see how many clients improved on items rated 2 or 3 from the prior ANSA.

Num of episodes w/ min. 2 ANSAs: 46 Average days between ANSAs: 314.9 % clients improved on min. 30% of actionable items: **58% (= 26/45)**

Behavioral Health Domain

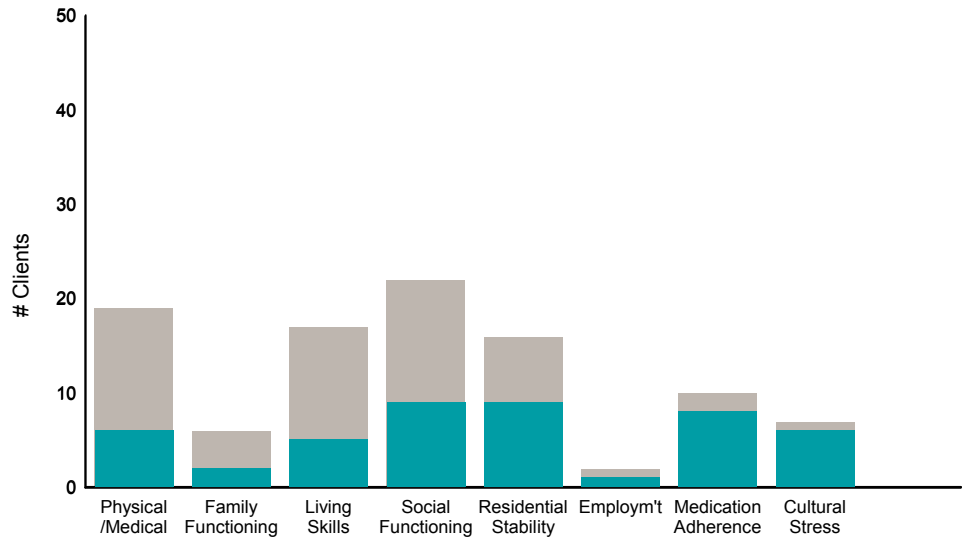


Strengths

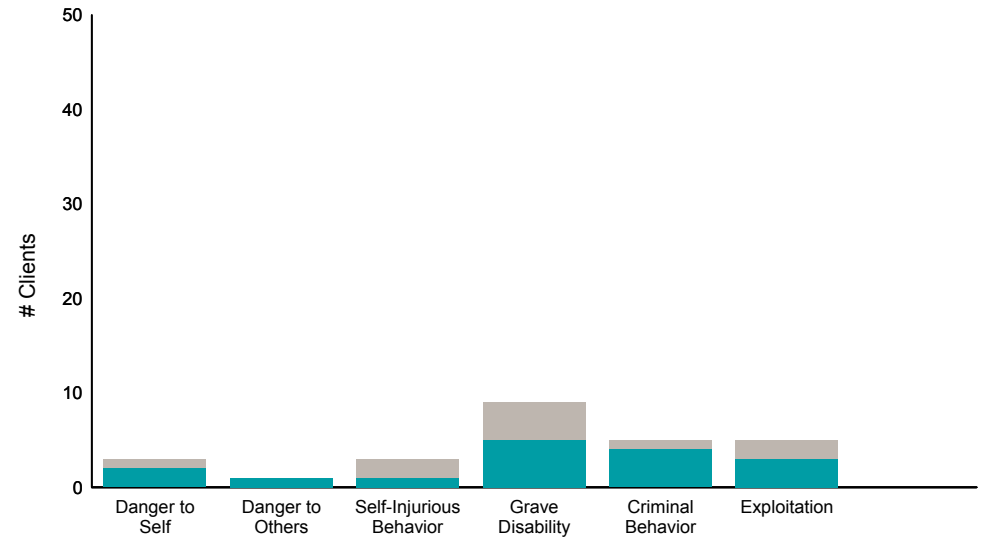


| Item | % improvement |
|------------------------|---------------|
| Psychosis | 20% (6/30) |
| Depression | 30% (10/33) |
| Anxiety | 29% (6/21) |
| Adjustment to Trauma | 15% (2/13) |
| Impulse Control | 38% (6/16) |
| Interpersonal Problems | 67% (10/15) |
| Substance Use | 34% (10/29) |
| Optimism | 33% (4/12) |
| Community Connection | 41% (7/17) |
| Spiritual /Religious | 36% (4/11) |
| Recovery Involvement | 29% (6/21) |

Life Domain Functioning



Risk Behaviors

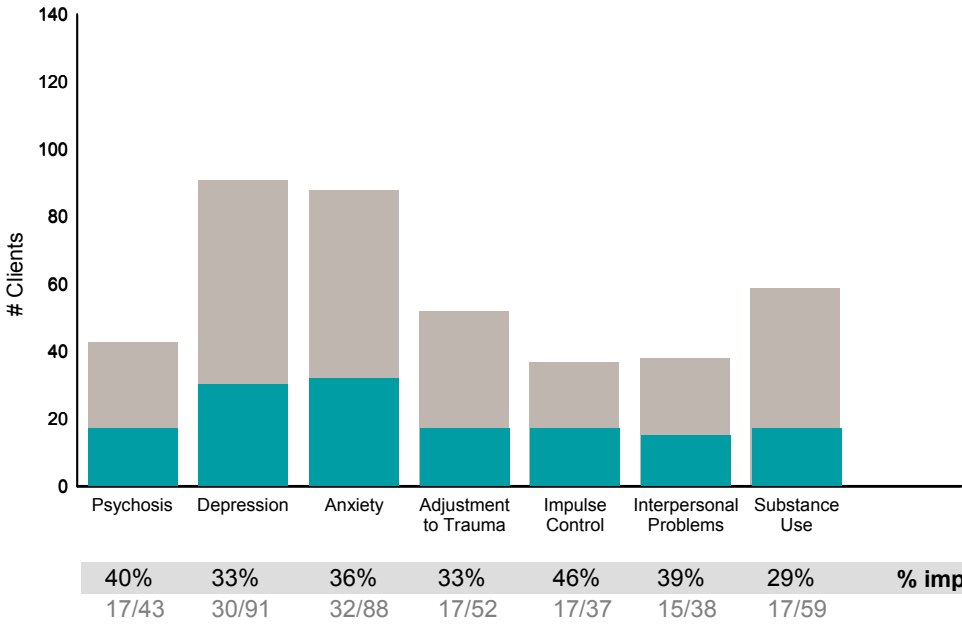


| Item | % improvement |
|-------------------------|---------------|
| Physical /Medical | 32% (6/19) |
| Family Functioning | 33% (2/6) |
| Living Skills | 29% (5/17) |
| Social Functioning | 41% (9/22) |
| Residential Stability | 56% (9/16) |
| Employ'm't | 50% (1/2) |
| Medication Adherence | 80% (8/10) |
| Cultural Stress | 86% (6/7) |
| Danger to Self | 67% (2/3) |
| Danger to Others | 100% (1/1) |
| Self-Injurious Behavior | 33% (1/3) |
| Grave Disability | 56% (5/9) |
| Criminal Behavior | 80% (4/5) |
| Exploitation | 60% (3/5) |

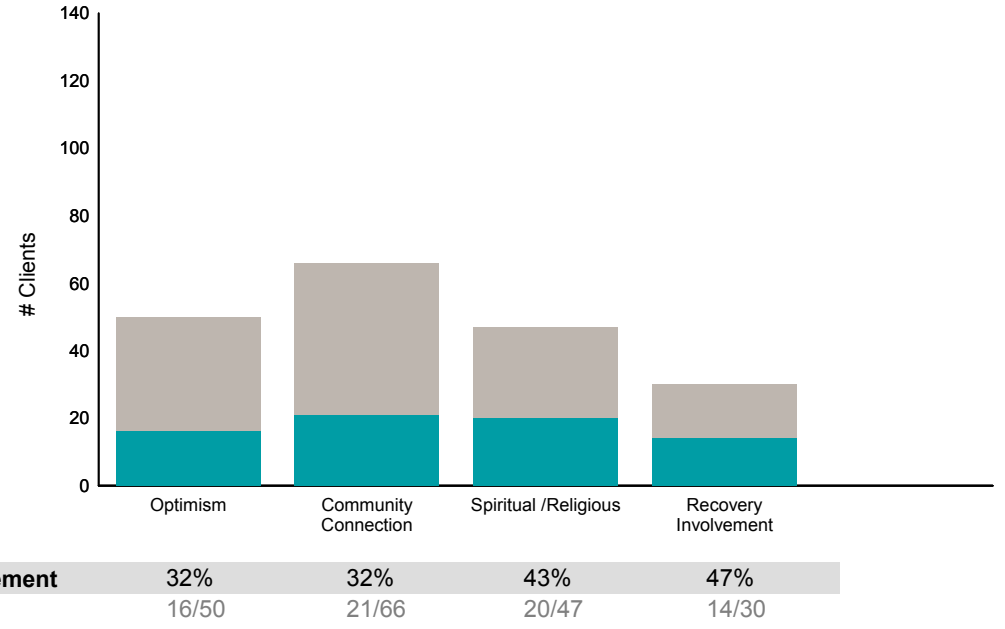
Didn't Improve
 Improved
 This report looks at current ANSAs to see how many clients improved on items rated 2 or 3 from the prior ANSA.

Num of episodes w/ min. 2 ANSAs: 129 Average days between ANSAs: 389.1 % clients improved on min. 30% of actionable items: **65% (= 80/123)**

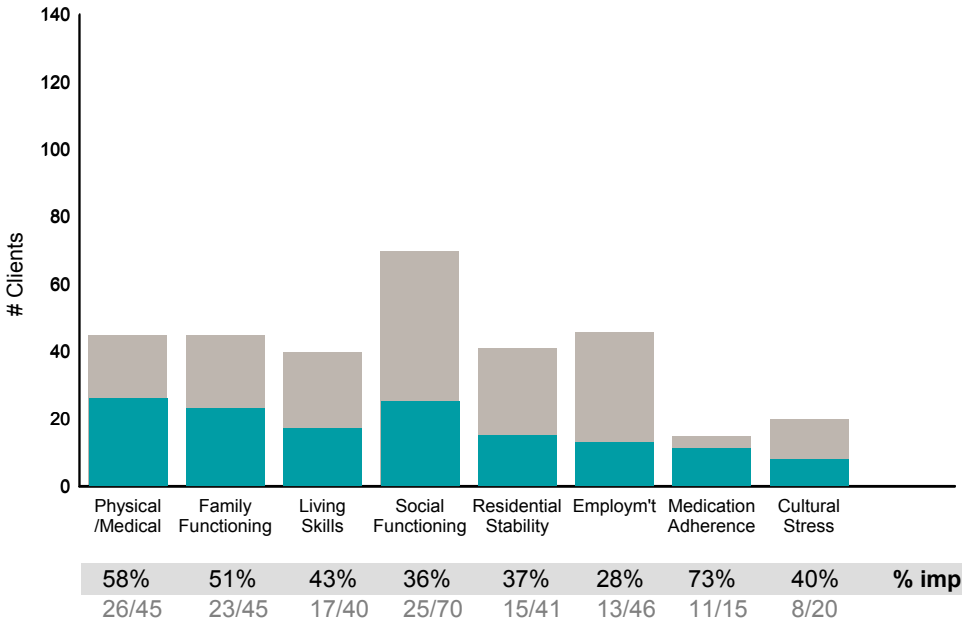
Behavioral Health Domain



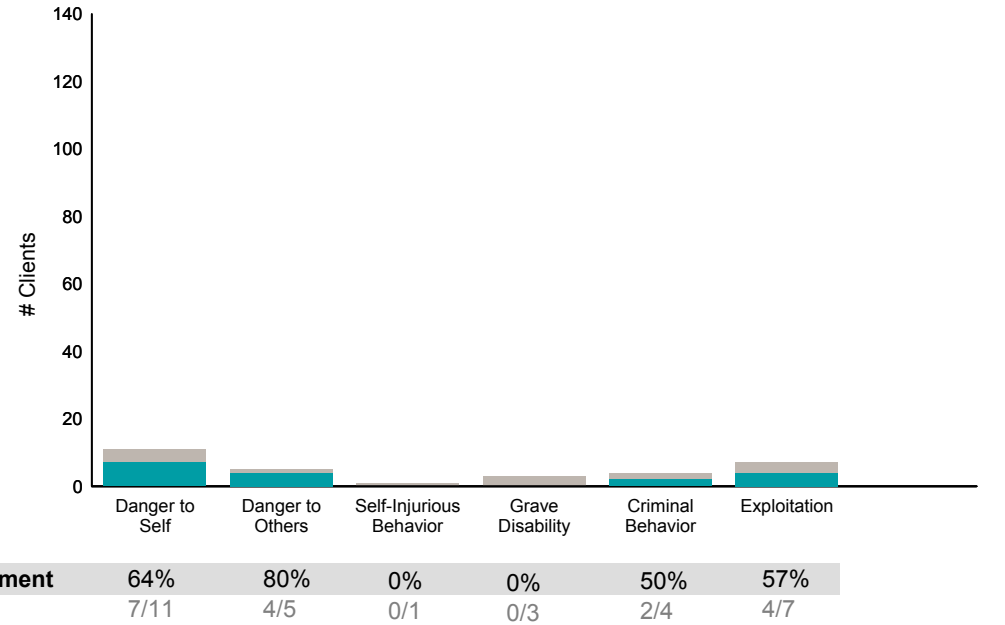
Strengths



Life Domain Functioning



Risk Behaviors



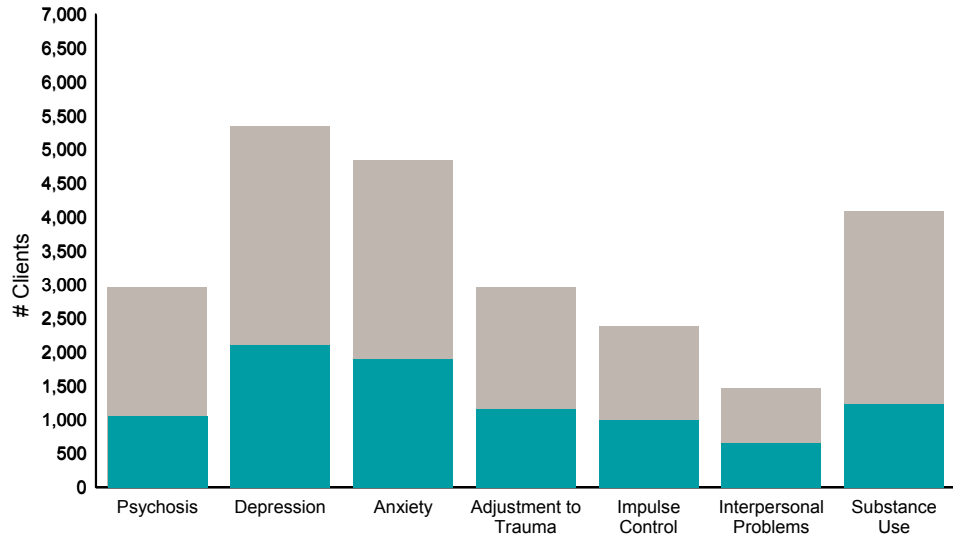
System Summary: 7/1/2017 - 6/30/2018

■ Didn't Improve
■ Improved

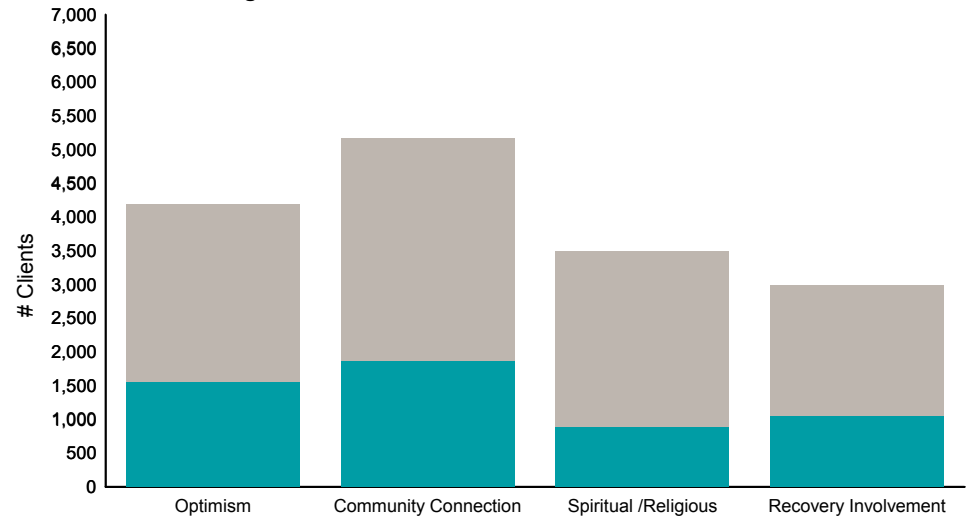
This report looks at current ANSAs to see how many clients improved on items rated 2 or 3 from the prior ANSA.

Num of episodes w/ min. 2 ANSAs: 8,819 Average days between ANSAs: 287.0 % clients improved on min. 30% of actionable items: **58% (= 4,825 / 8,331)**

Behavioral Health Domain

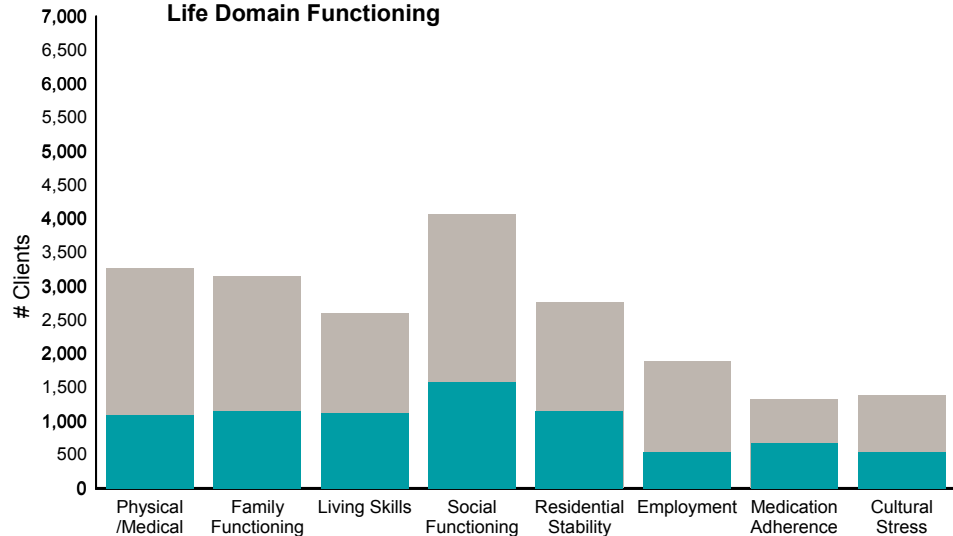


Strengths

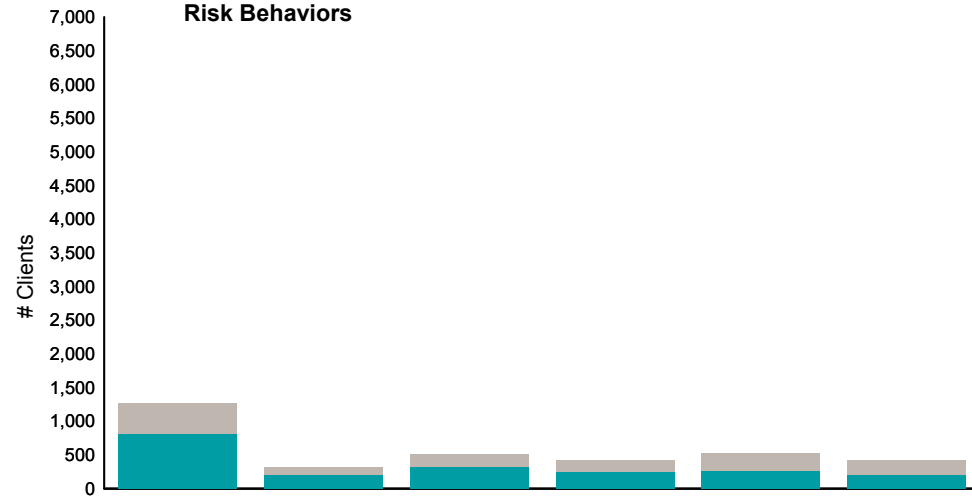


| | 36% | 40% | 39% | 40% | 42% | 45% | 30% | % improvement | 37% | 36% | 25% | 35% |
|--|--------------|--------------|--------------|--------------|--------------|------------|--------------|-------------------|--------------|--------------|------------|--------------|
| | <u>1,064</u> | <u>2,114</u> | <u>1,900</u> | <u>1,170</u> | <u>1,006</u> | <u>664</u> | <u>1,236</u> | improved # | <u>1,542</u> | <u>1,859</u> | <u>888</u> | <u>1,050</u> |
| | 2,958 | 5,330 | 4,840 | 2,946 | 2,375 | 1,463 | 4,070 | total # | 4,185 | 5,167 | 3,493 | 2,982 |

Life Domain Functioning



Risk Behaviors



| | 33% | 37% | 43% | 39% | 42% | 29% | 52% | 39% | % improvement | 63% | 64% | 62% | 59% | 49% | 49% |
|--|--------------|--------------|--------------|--------------|--------------|------------|------------|------------|-------------------|------------|------------|------------|------------|------------|------------|
| | <u>1,086</u> | <u>1,154</u> | <u>1,119</u> | <u>1,583</u> | <u>1,148</u> | <u>538</u> | <u>679</u> | <u>538</u> | improved # | <u>802</u> | <u>201</u> | <u>323</u> | <u>253</u> | <u>260</u> | <u>208</u> |
| | 3,261 | 3,136 | 2,591 | 4,060 | 2,757 | 1,871 | 1,312 | 1,377 | total # | 1,269 | 316 | 519 | 428 | 529 | 426 |