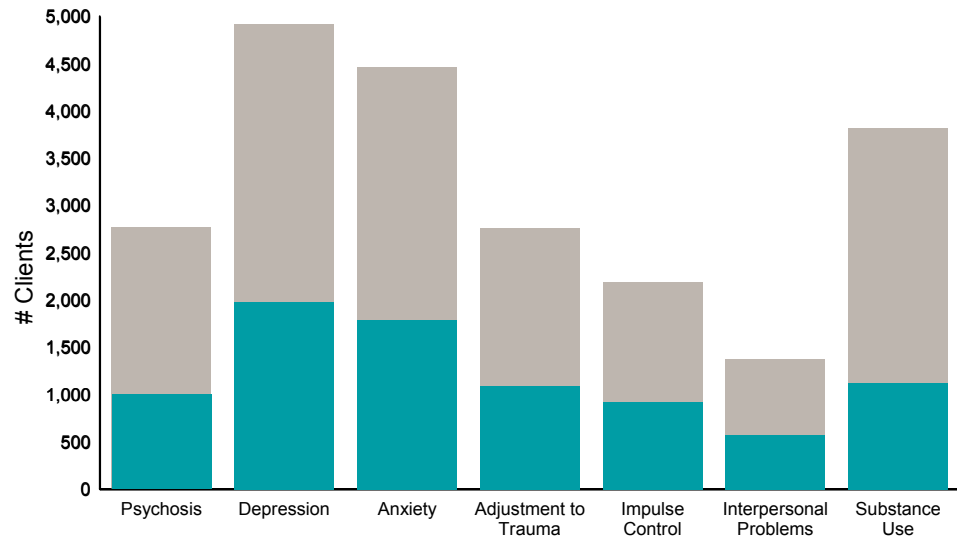


System Summary: 7/1/2018 - 6/30/2019

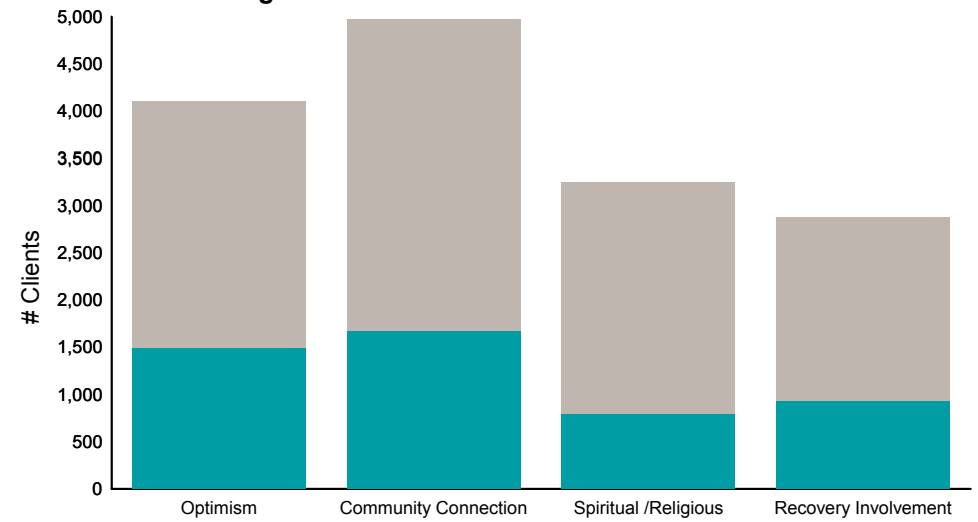
Didn't Improve
 Improved
 This report looks at current ANSAs to see how many clients improved on items rated 2 or 3 from the prior ANSA.

Num of episodes w/ min. 2 ANSAs: 8,370 Average days between ANSAs: 285.6 % clients improved on min. 30% of actionable items: **57% (= 4,449 / 7,824)**

Behavioral Health Domain

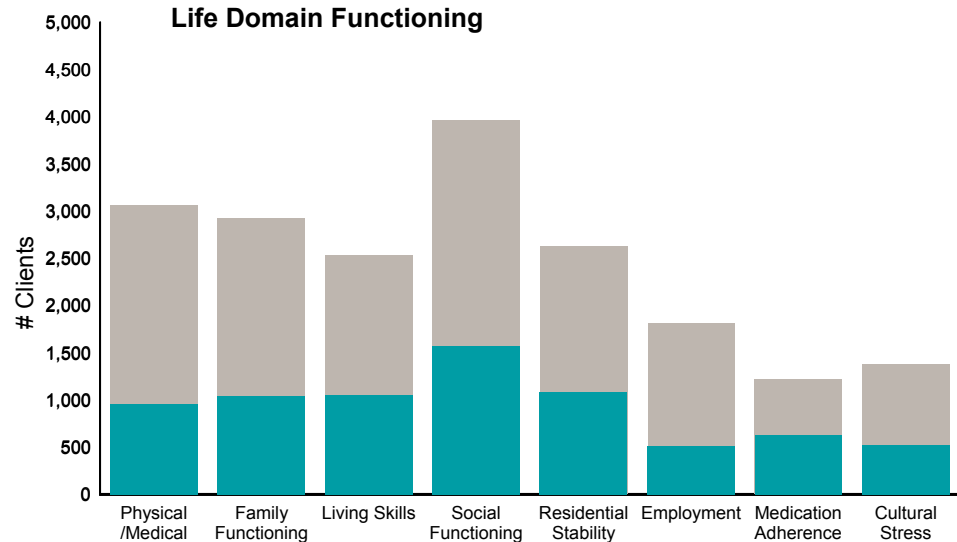


Strengths

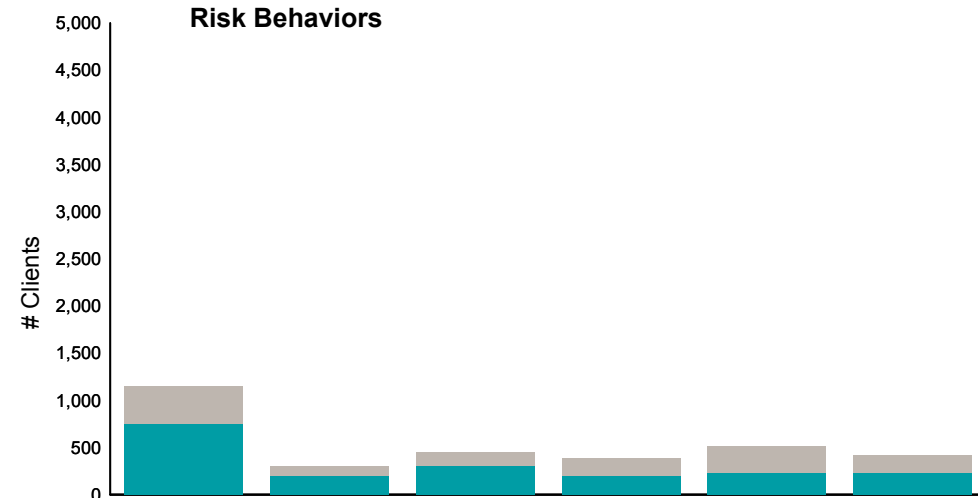


	36%	40%	40%	40%	42%	42%	30%	% improvement	36%	34%	24%	32%
	<u>1,006</u>	<u>1,981</u>	<u>1,794</u>	<u>1,093</u>	<u>926</u>	<u>578</u>	<u>1,129</u>	improved #	<u>1,486</u>	<u>1,666</u>	<u>792</u>	<u>931</u>
	2,763	4,908	4,460	2,755	2,189	1,365	3,813	total #	4,102	4,971	3,251	2,875

Life Domain Functioning



Risk Behaviors

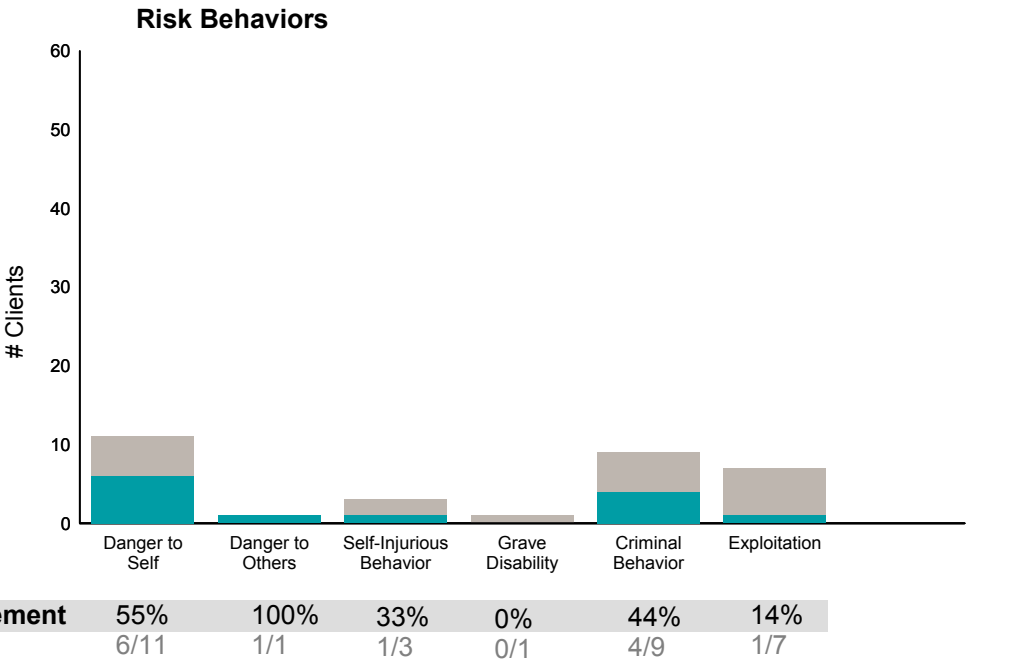
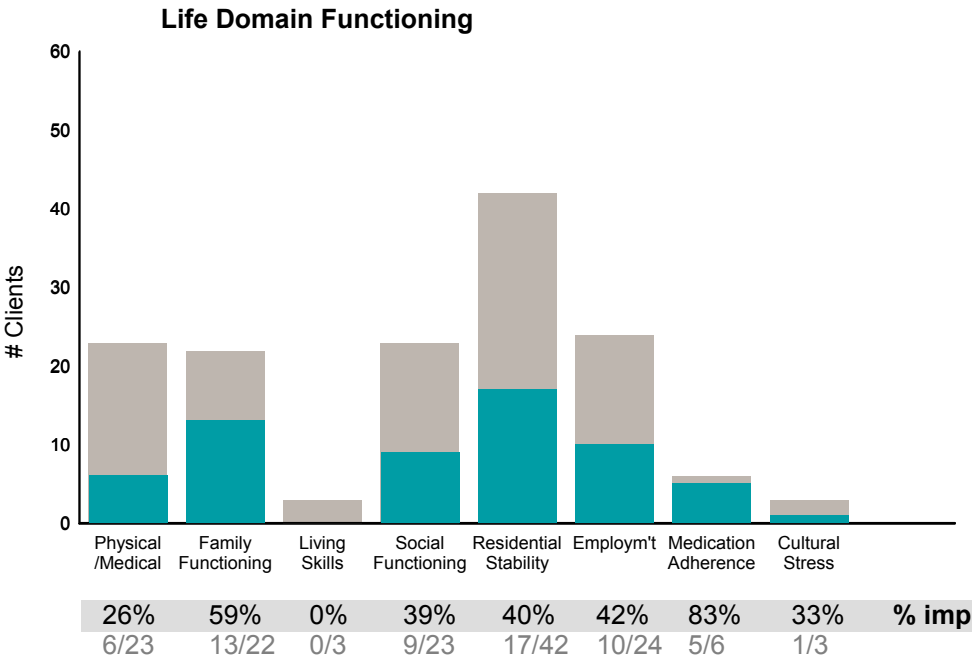
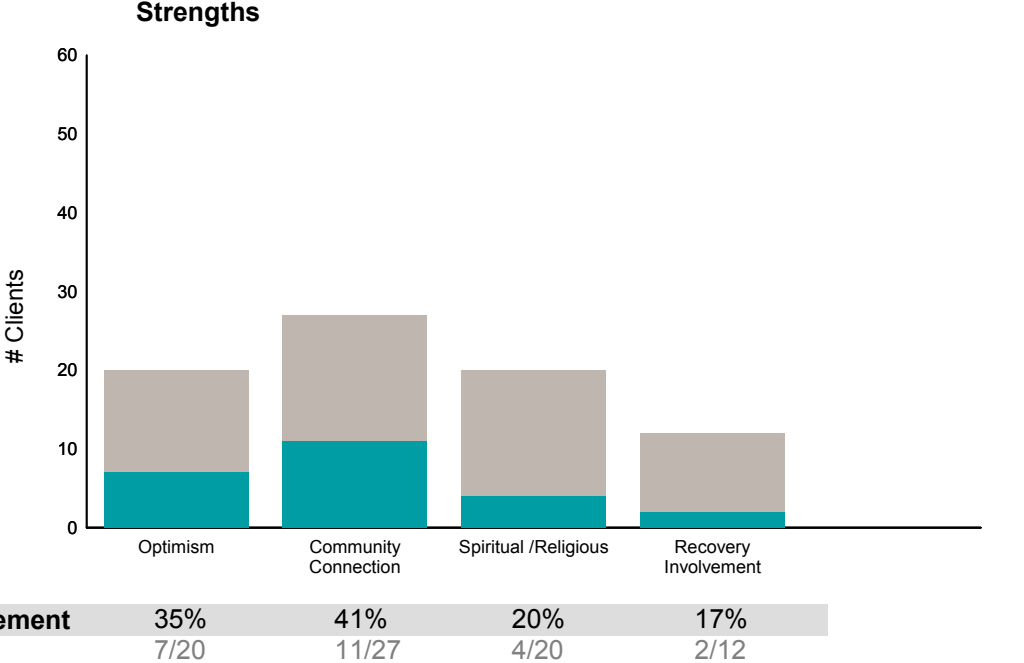
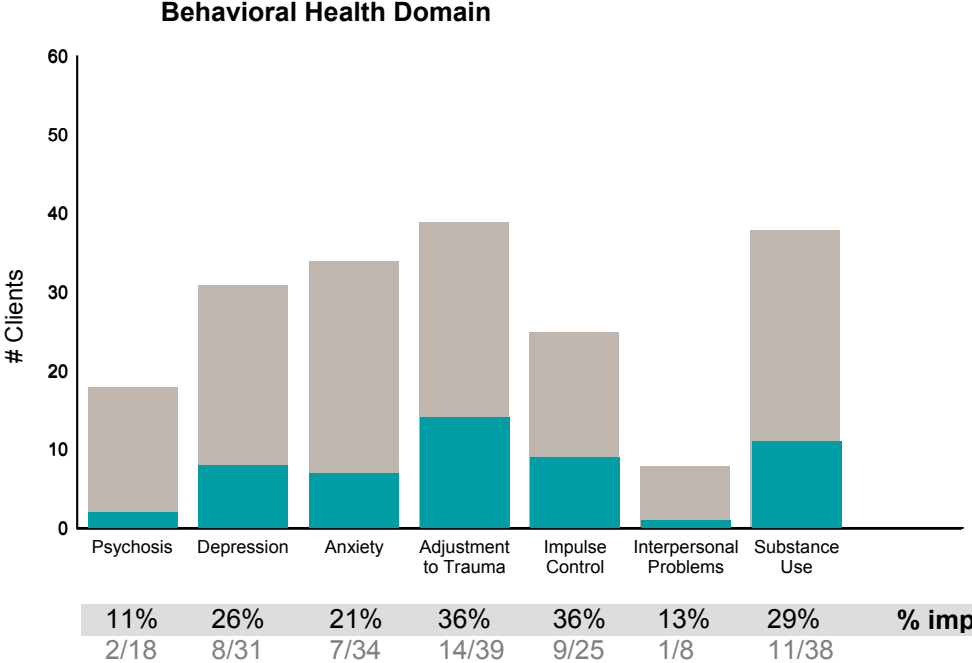


	31%	36%	41%	40%	41%	28%	52%	38%	% improvement	65%	65%	66%	49%	44%	55%
	<u>953</u>	<u>1,043</u>	<u>1,049</u>	<u>1,569</u>	<u>1,082</u>	<u>510</u>	<u>630</u>	<u>519</u>	improved #	<u>749</u>	<u>197</u>	<u>301</u>	<u>192</u>	<u>226</u>	<u>232</u>
	3,061	2,916	2,529	3,961	2,624	1,803	1,217	1,368	total #	1,156	305	453	391	516	420

FY18-19 Objective A.2 ANSA Outcomes Item-Level Report
A Woman's Place (38BKOP)

Didn't Improve
 Improved
 This report looks at current ANSAs to see how many clients improved on items rated 2 or 3 from the prior ANSA.

Num of episodes w/ min. 2 ANSAs: **51** Average days between ANSAs: **246.0** % clients improved on min. 30% of actionable items: **51% (= 26/51)**



This report reflects data from 7/1/2018 - 6/30/2019

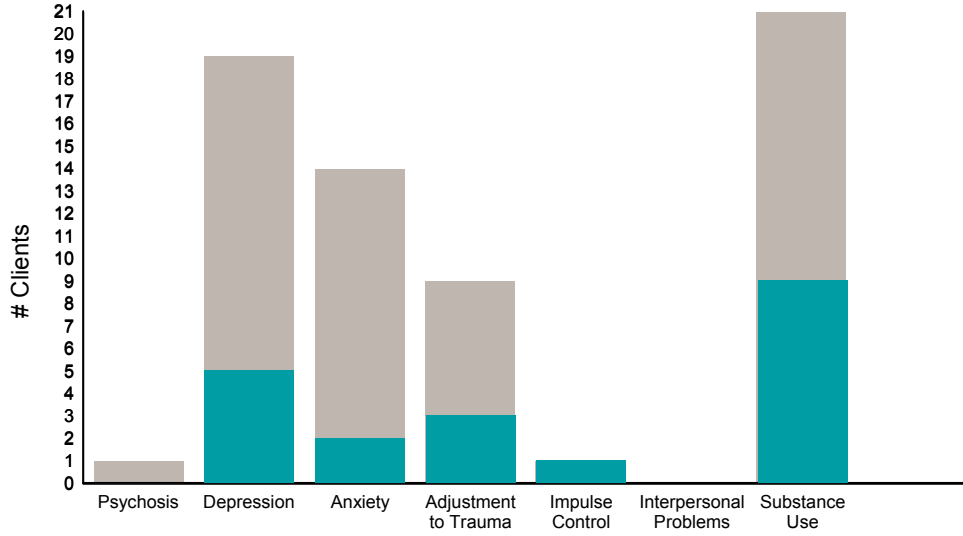


FY18-19 Objective A.2 ANSA Outcomes Item-Level Report
AARS Project Adapt (38JBOP)

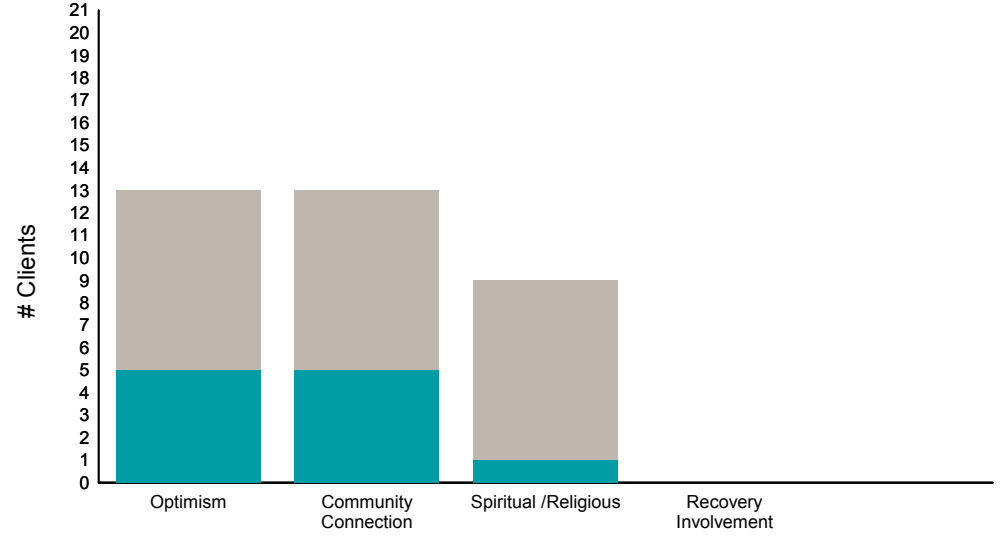
Didn't Improve
 Improved
 This report looks at current ANSAs to see how many clients improved on items rated 2 or 3 from the prior ANSA.

Num of episodes w/ min. 2 ANSAs: 21 Average days between ANSAs: 240.4 % clients improved on min. 30% of actionable items: **57% (= 12/21)**

Behavioral Health Domain

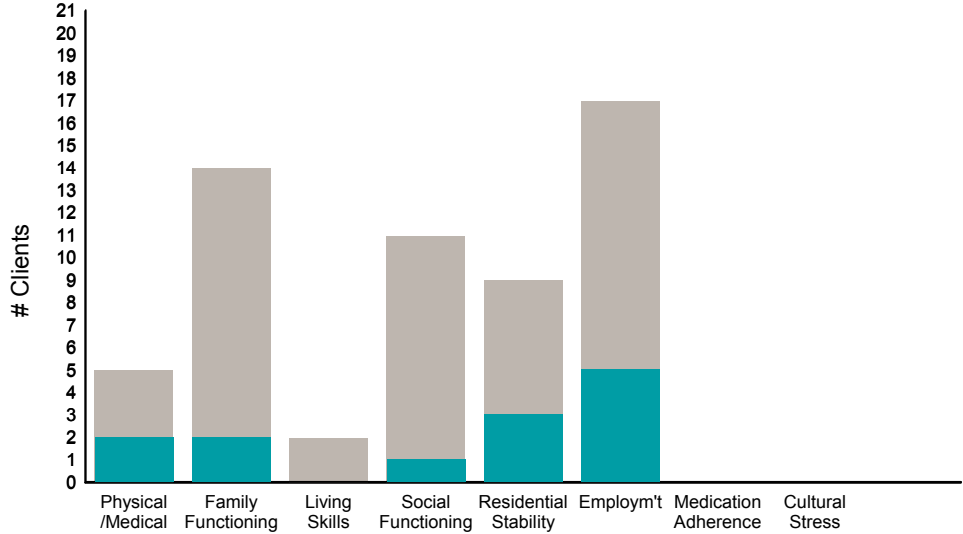


Strengths

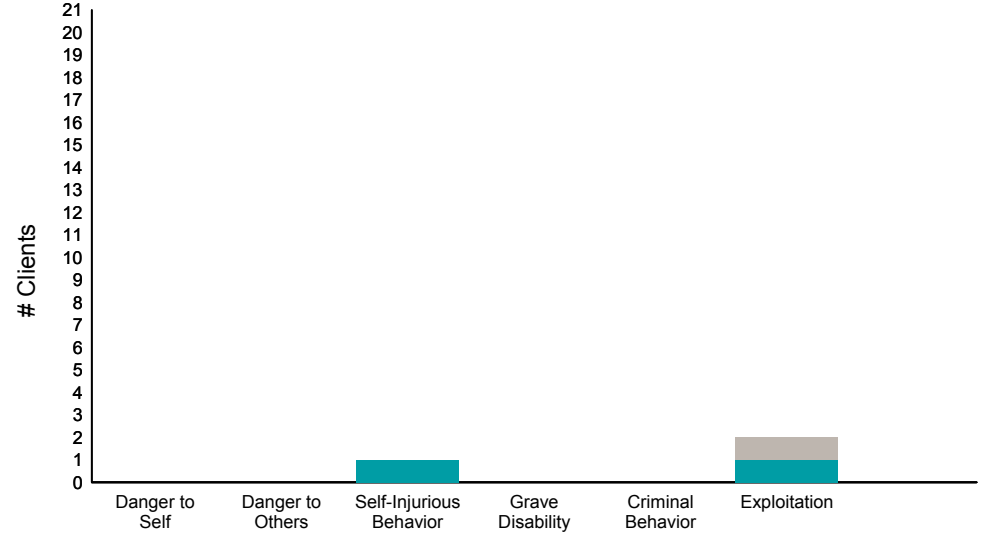


Item	% improvement
Psychosis	0% (0/1)
Depression	26% (5/19)
Anxiety	14% (2/14)
Adjustment to Trauma	33% (3/9)
Impulse Control	100% (1/1)
Interpersonal Problems	0% (0/0)
Substance Use	43% (9/21)
Optimism	38% (5/13)
Community Connection	38% (5/13)
Spiritual /Religious	11% (1/9)
Recovery Involvement	0% (0/0)

Life Domain Functioning



Risk Behaviors



Item	% improvement
Physical /Medical	40% (2/5)
Family Functioning	14% (2/14)
Living Skills	0% (0/2)
Social Functioning	9% (1/11)
Residential Stability	33% (3/9)
Employ'm't	29% (5/17)
Medication Adherence	0% (0/0)
Cultural Stress	0% (0/0)
Danger to Self	0% (0/0)
Danger to Others	0% (0/0)
Self-Injurious Behavior	100% (1/1)
Grave Disability	0% (0/0)
Criminal Behavior	0% (0/0)
Exploitation	50% (1/2)

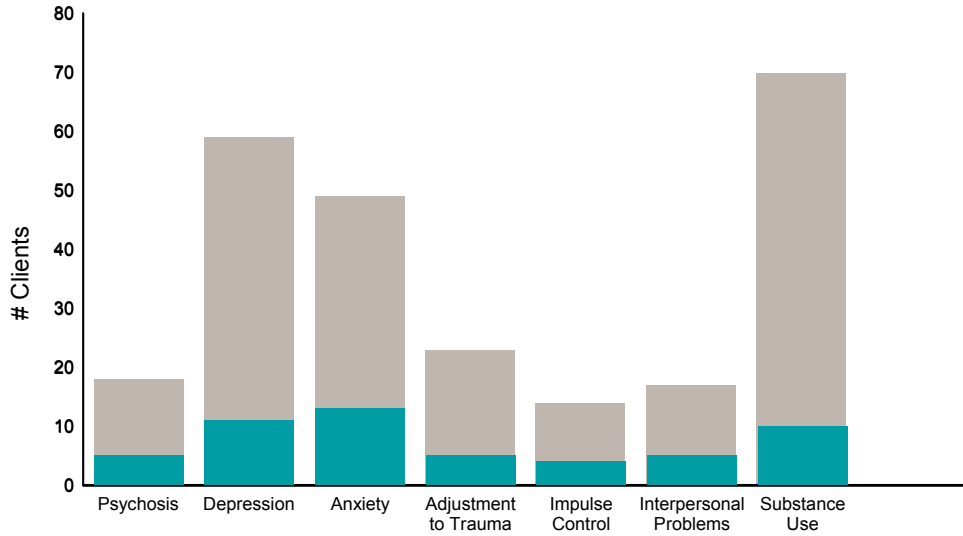
This report reflects data from 7/1/2018 - 6/30/2019

FY18-19 Objective A.2 ANSA Outcomes Item-Level Report
BAART Community Healthcare Sup (38J8OP)

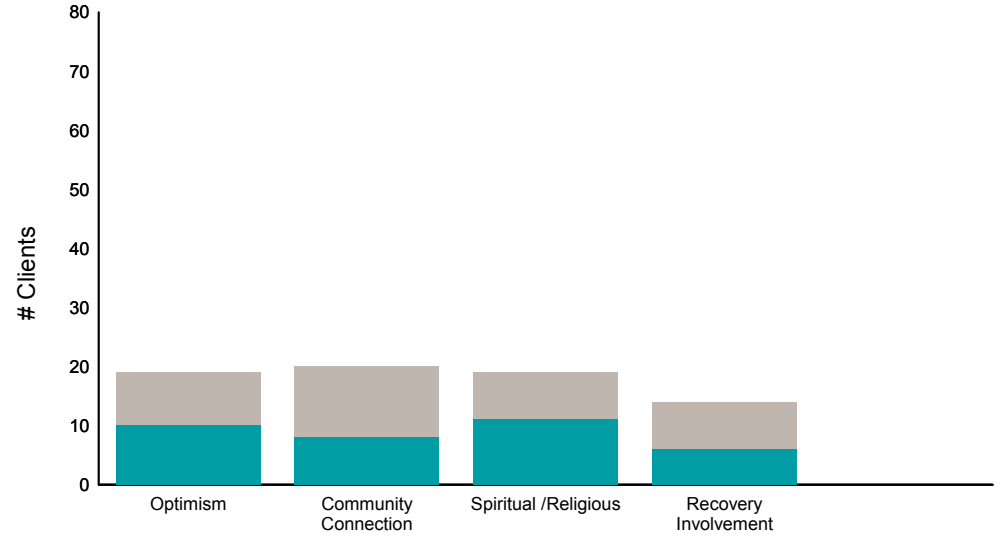
Didn't Improve
 Improved
 This report looks at current ANSAs to see how many clients improved on items rated 2 or 3 from the prior ANSA.

Num of episodes w/ min. 2 ANSAs: 79 Average days between ANSAs: 195.3 % clients improved on min. 30% of actionable items: **49% (= 30/61)**

Behavioral Health Domain

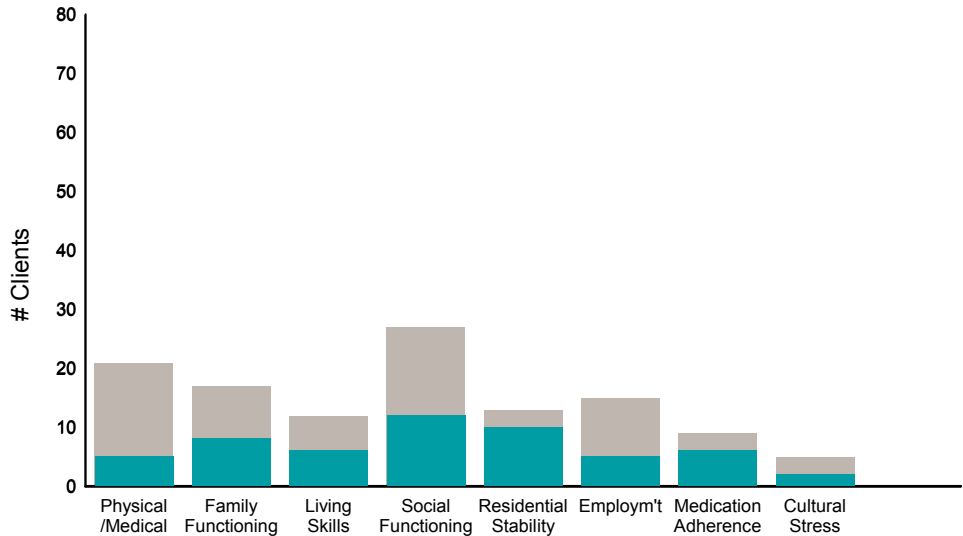


Strengths

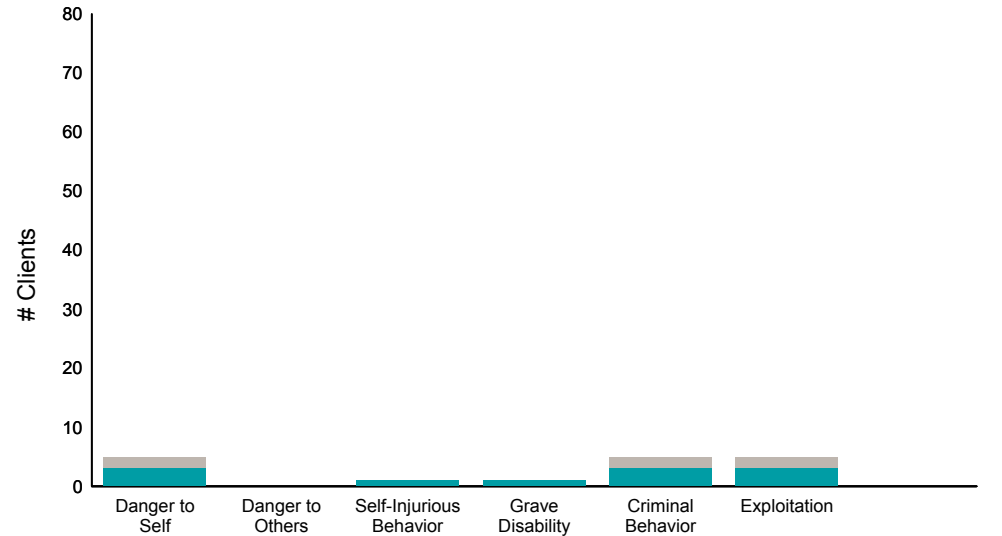


Item	% improvement
Psychosis	28% (5/18)
Depression	19% (11/59)
Anxiety	27% (13/49)
Adjustment to Trauma	22% (5/23)
Impulse Control	29% (4/14)
Interpersonal Problems	29% (5/17)
Substance Use	14% (10/70)
Optimism	53% (10/19)
Community Connection	40% (8/20)
Spiritual /Religious	58% (11/19)
Recovery Involvement	43% (6/14)

Life Domain Functioning



Risk Behaviors



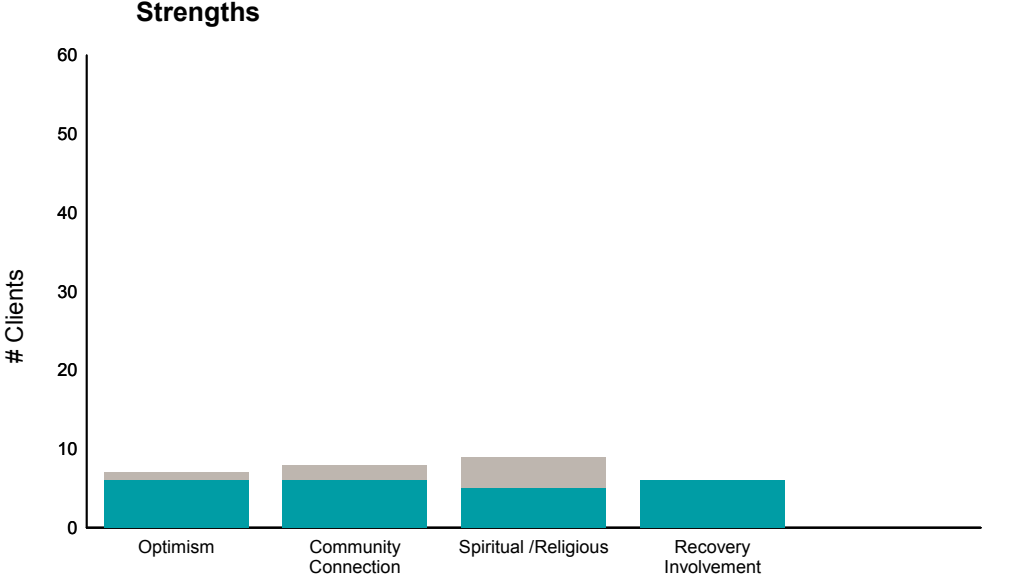
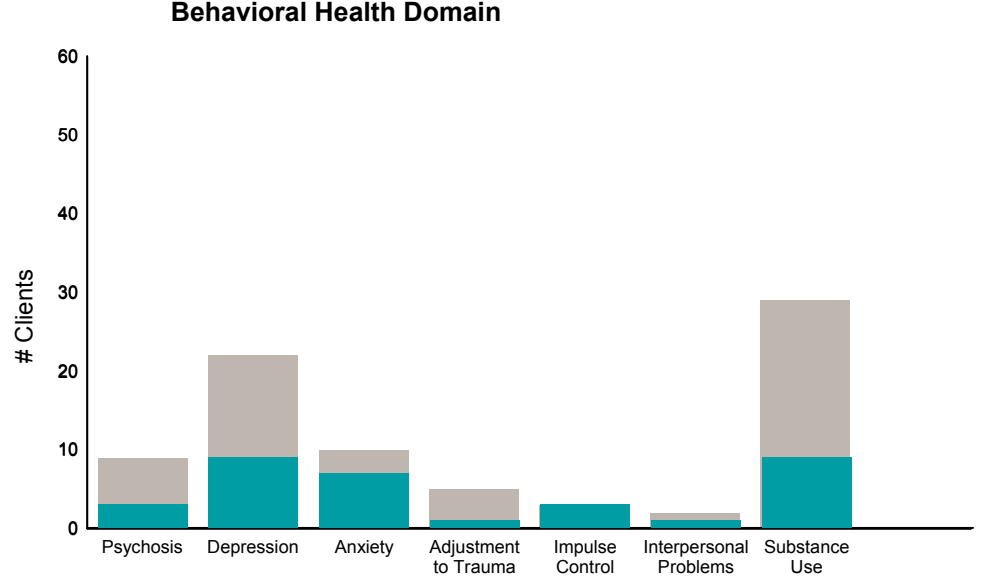
Item	% improvement
Physical /Medical	24% (5/21)
Family Functioning	47% (8/17)
Living Skills	50% (6/12)
Social Functioning	44% (12/27)
Residential Stability	77% (10/13)
Employ'm't	33% (5/15)
Medication Adherence	67% (6/9)
Cultural Stress	40% (2/5)
Danger to Self	60% (3/5)
Danger to Others	0% (0/0)
Self-Injurious Behavior	100% (1/1)
Grave Disability	100% (1/1)
Criminal Behavior	60% (3/5)
Exploitation	60% (3/5)

This report reflects data from 7/1/2018 - 6/30/2019

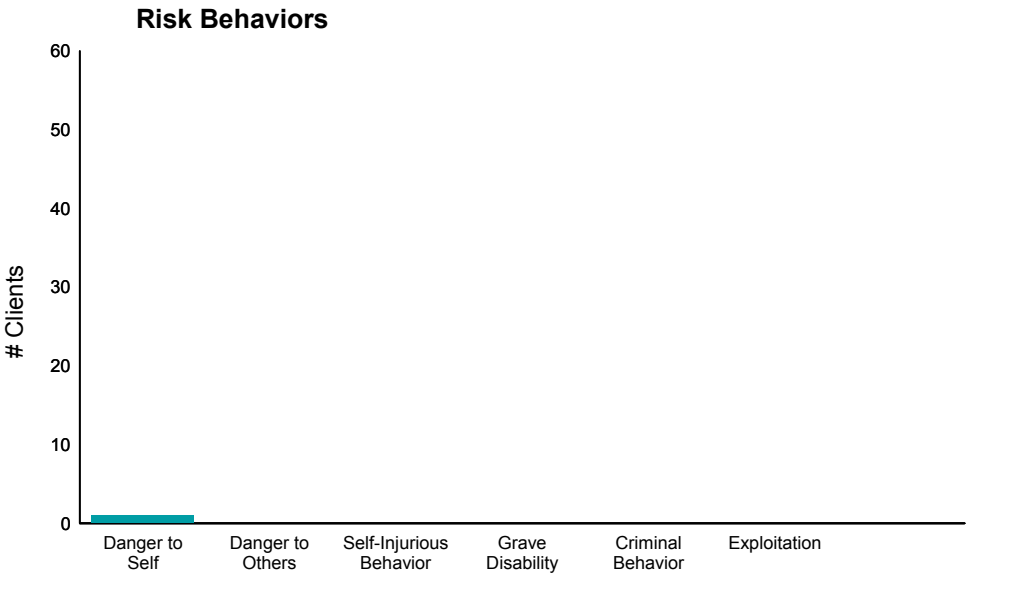
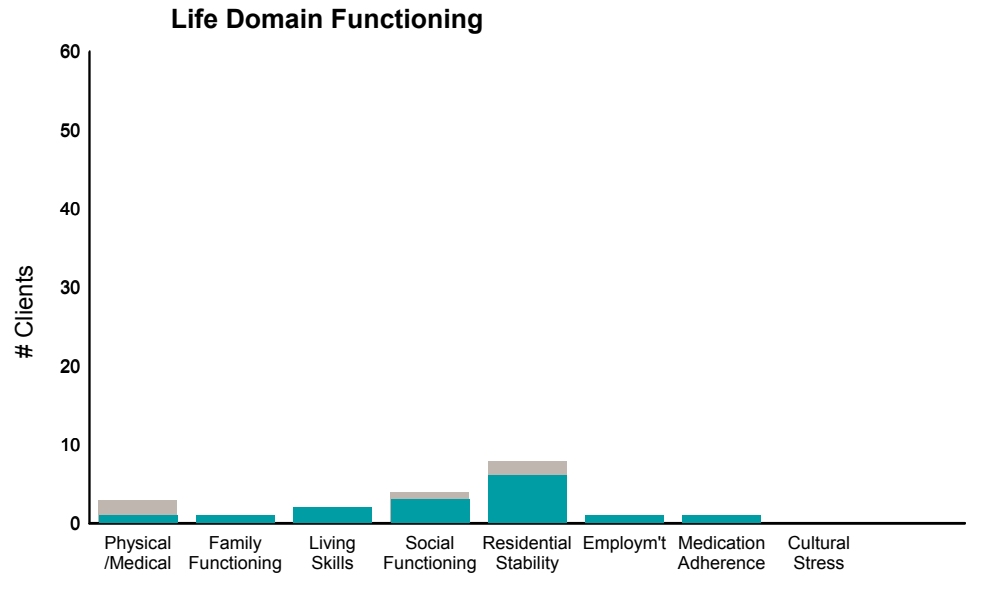
FY18-19 Objective A.2 ANSA Outcomes Item-Level Report
Baker Adult Independent LivingOP (8908OP)

Didn't Improve
 Improved
 This report looks at current ANSAs to see how many clients improved on items rated 2 or 3 from the prior ANSA.

Num of episodes w/ min. 2 ANSAs: 58 Average days between ANSAs: 178.8 % clients improved on min. 30% of actionable items: **63% (= 30/48)**



							% improvement				
33%	41%	70%	20%	100%	50%	31%	86%	75%	56%	100%	
3/9	9/22	7/10	1/5	3/3	1/2	9/29	6/7	6/8	5/9	6/6	



								% improvement					
33%	100%	100%	75%	75%	100%	100%	0%	100%	0%	0%	0%	0%	0%
1/3	1/1	2/2	3/4	6/8	1/1	1/1	0/0	1/1	0/0	0/0	0/0	0/0	0/0

This report reflects data from 7/1/2018 - 6/30/2019

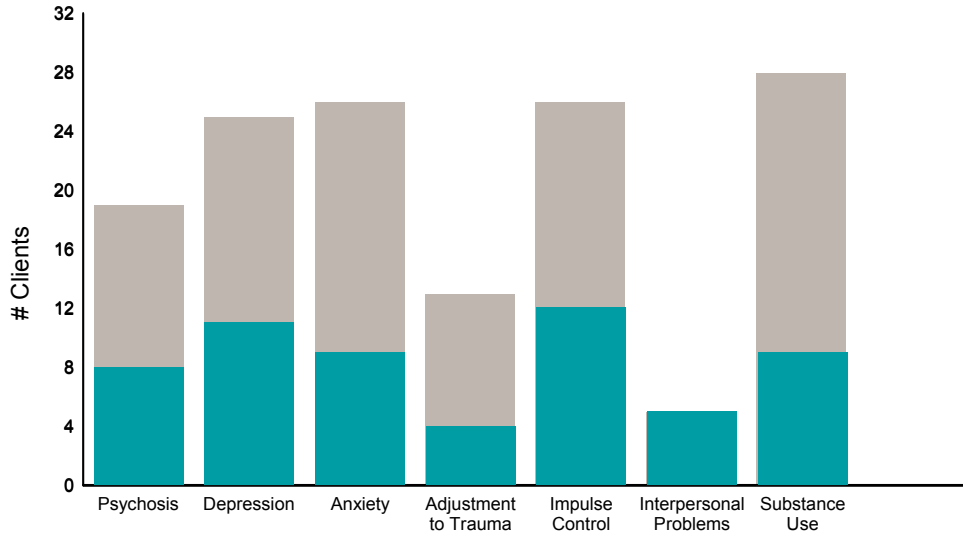


FY18-19 Objective A.2 ANSA Outcomes Item-Level Report
Baker Grove St Crisis Residence(89781)

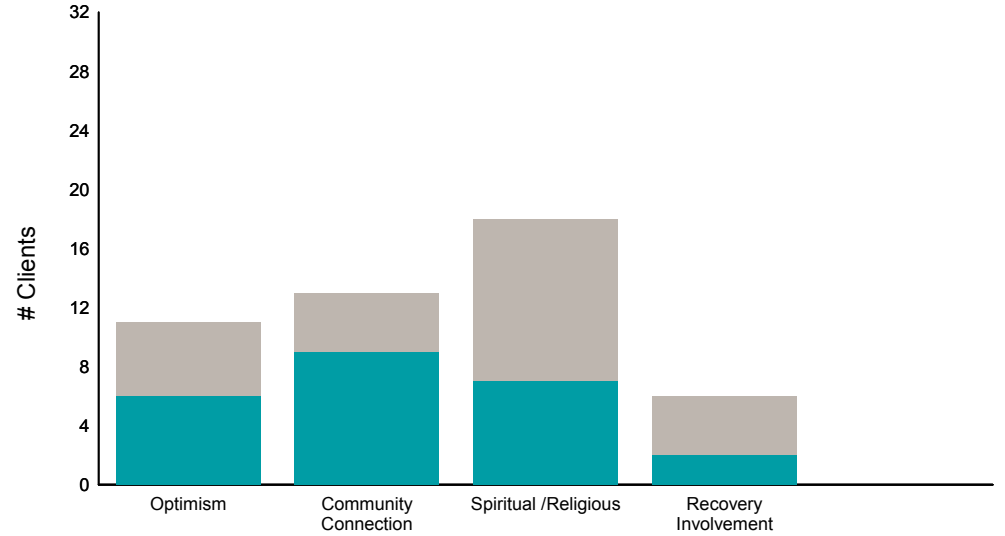
Didn't Improve
 Improved
 This report looks at current ANSAs to see how many clients improved on items rated 2 or 3 from the prior ANSA.

Num of episodes w/ min. 2 ANSAs: 29 Average days between ANSAs: 76.9 % clients improved on min. 30% of actionable items: **69% (= 20/29)**

Behavioral Health Domain

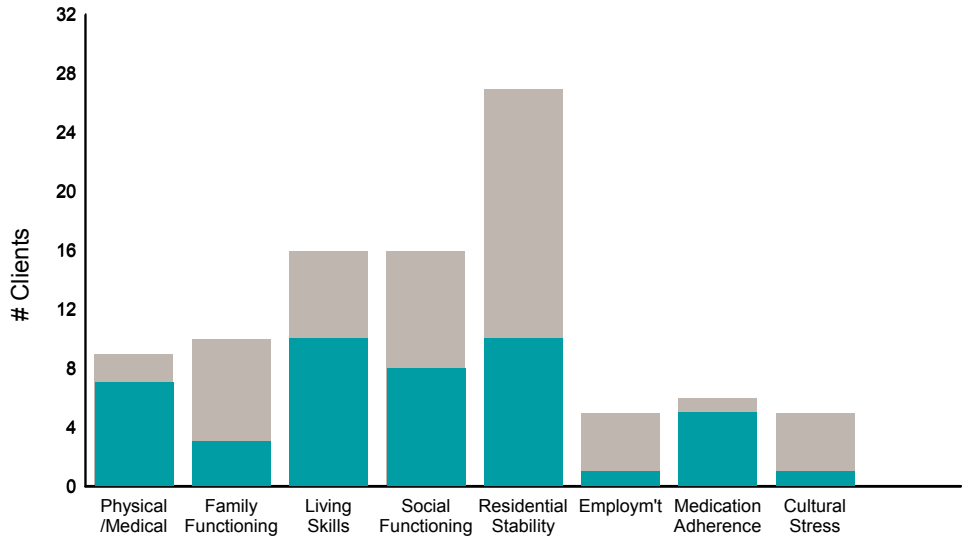


Strengths

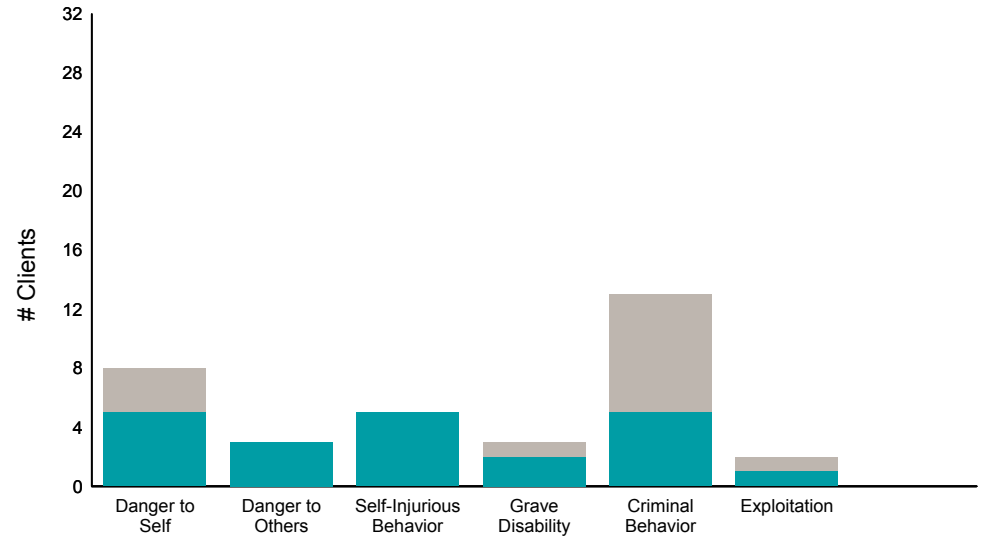


Item	% improvement	Item	% improvement
Psychosis	42% (8/19)	Optimism	55% (6/11)
Depression	44% (11/25)	Community Connection	69% (9/13)
Anxiety	35% (9/26)	Spiritual /Religious	39% (7/18)
Adjustment to Trauma	31% (4/13)	Recovery Involvement	33% (2/6)
Impulse Control	46% (12/26)		
Interpersonal Problems	100% (5/5)		
Substance Use	32% (9/28)		

Life Domain Functioning



Risk Behaviors



Item	% improvement	Item	% improvement
Physical /Medical	78% (7/9)	Danger to Self	63% (5/8)
Family Functioning	30% (3/10)	Danger to Others	100% (3/3)
Living Skills	63% (10/16)	Self-Injurious Behavior	100% (5/5)
Social Functioning	50% (8/16)	Grave Disability	67% (2/3)
Residential Stability	37% (10/27)	Criminal Behavior	38% (5/13)
Employ'm't	20% (1/5)	Exploitation	50% (1/2)
Medication Adherence	83% (5/6)		
Cultural Stress	20% (1/5)		

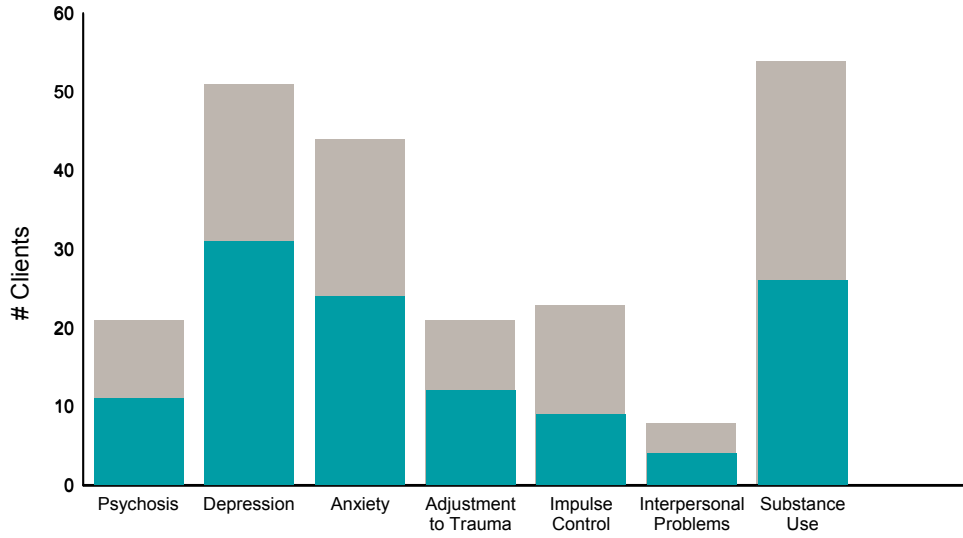
This report reflects data from 7/1/2018 - 6/30/2019

FY18-19 Objective A.2 ANSA Outcomes Item-Level Report
Baker Jo Ruffin Place Residence (89911)

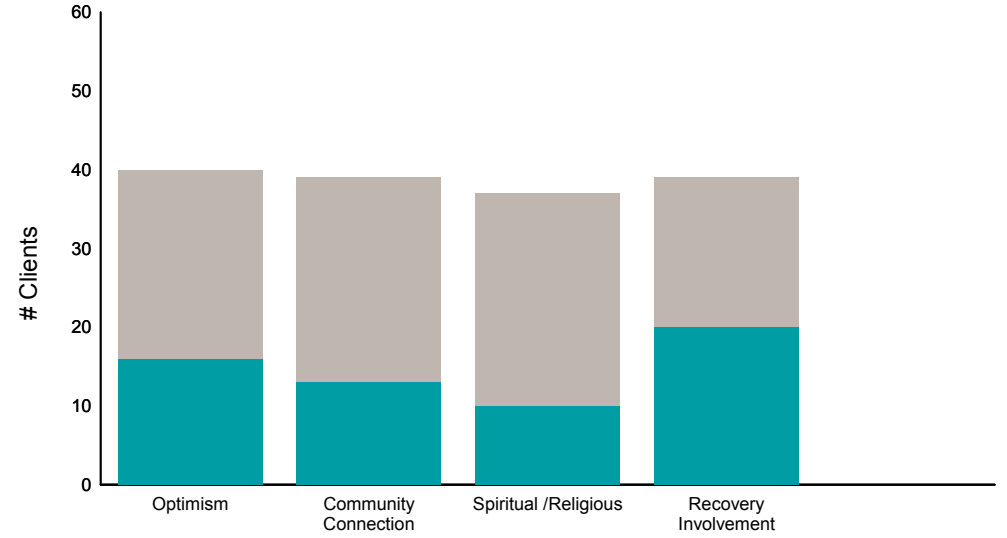
Didn't Improve
 Improved
 This report looks at current ANSAs to see how many clients improved on items rated 2 or 3 from the prior ANSA.

Num of episodes w/ min. 2 ANSAs: 55 Average days between ANSAs: 61.4 % clients improved on min. 30% of actionable items: **58% (= 32/55)**

Behavioral Health Domain

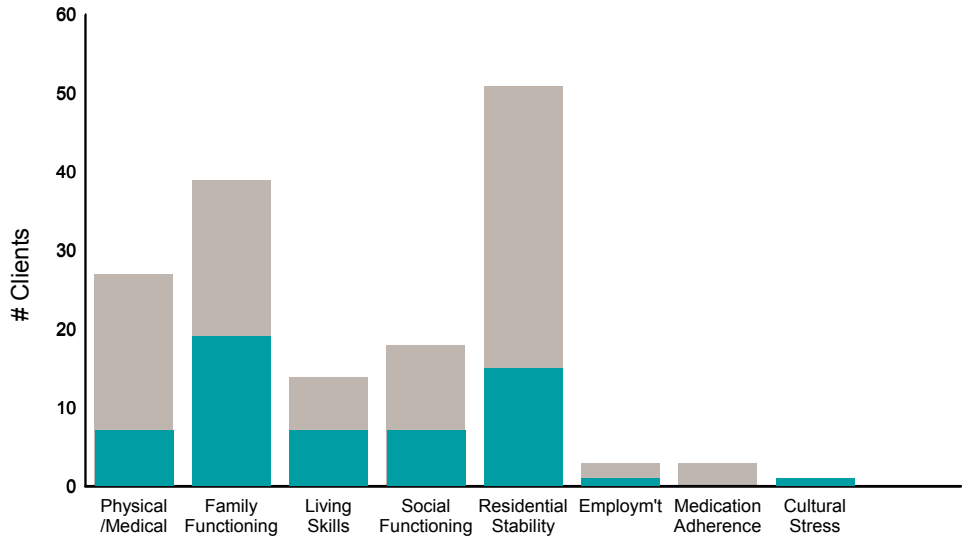


Strengths

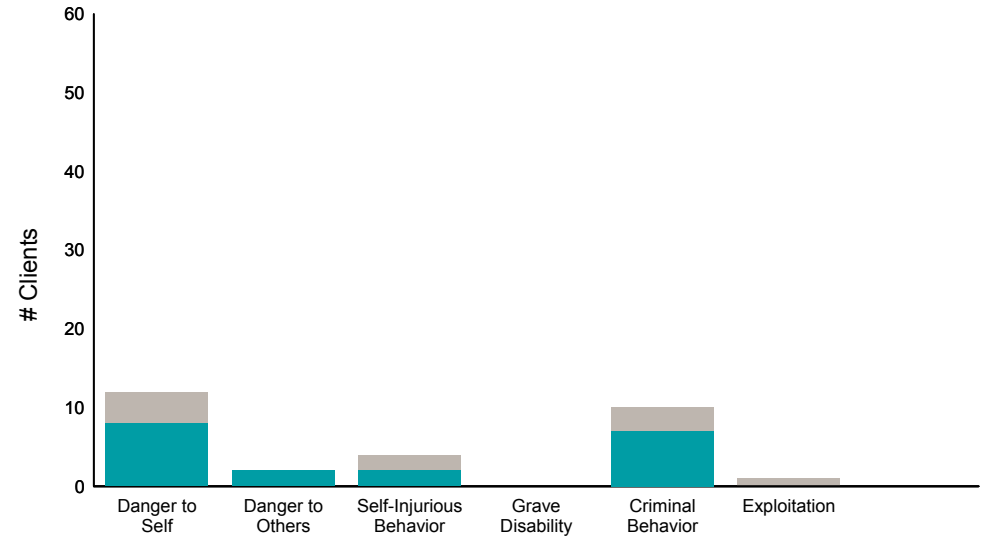


Item	% improvement	Item	% improvement
Psychosis	52% (11/21)	Optimism	40% (16/40)
Depression	61% (31/51)	Community Connection	33% (13/39)
Anxiety	55% (24/44)	Spiritual /Religious	27% (10/37)
Adjustment to Trauma	57% (12/21)	Recovery Involvement	51% (20/39)
Impulse Control	39% (9/23)		
Interpersonal Problems	50% (4/8)		
Substance Use	48% (26/54)		

Life Domain Functioning



Risk Behaviors



Item	% improvement	Item	% improvement
Physical /Medical	26% (7/27)	Danger to Self	67% (8/12)
Family Functioning	49% (19/39)	Danger to Others	100% (2/2)
Living Skills	50% (7/14)	Self-Injurious Behavior	50% (2/4)
Social Functioning	39% (7/18)	Grave Disability	0% (0/0)
Residential Stability	29% (15/51)	Criminal Behavior	70% (7/10)
Employment	33% (1/3)	Exploitation	0% (0/1)
Medication Adherence	0% (0/3)		
Cultural Stress	100% (1/1)		

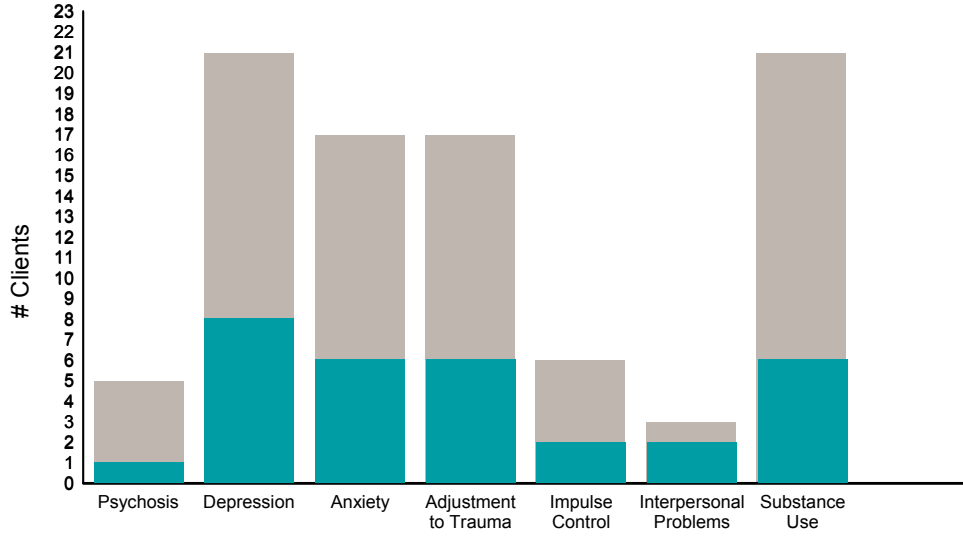
This report reflects data from 7/1/2018 - 6/30/2019

FY18-19 Objective A.2 ANSA Outcomes Item-Level Report
Baker Robertson Place Residence (38851)

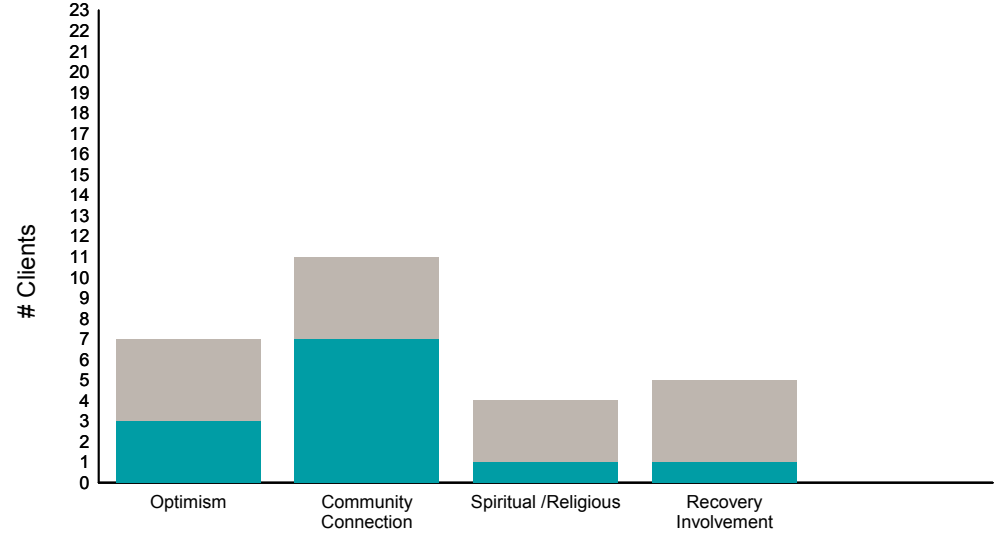
Didn't Improve
 Improved
 This report looks at current ANSAs to see how many clients improved on items rated 2 or 3 from the prior ANSA.

Num of episodes w/ min. 2 ANSAs: 23 Average days between ANSAs: 144.1 % clients improved on min. 30% of actionable items: **48% (= 11/23)**

Behavioral Health Domain

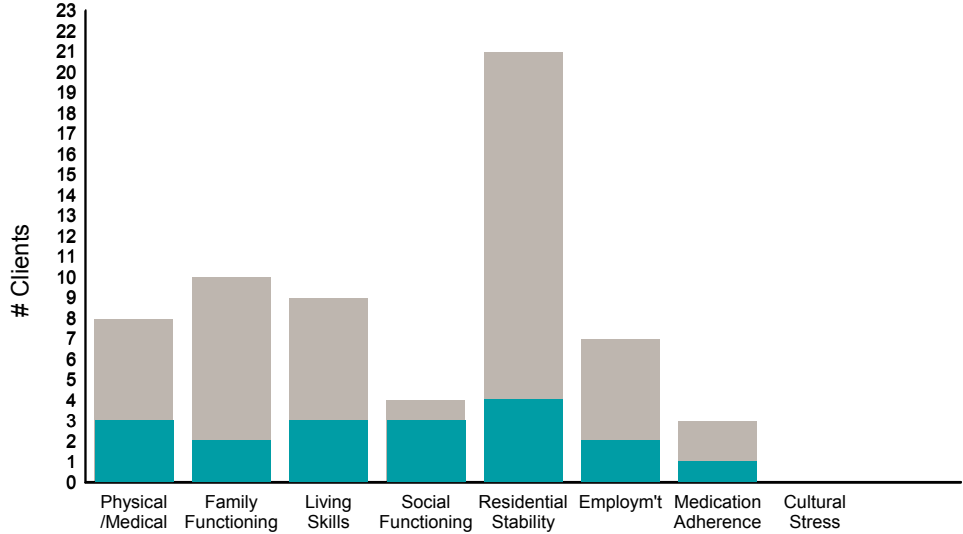


Strengths

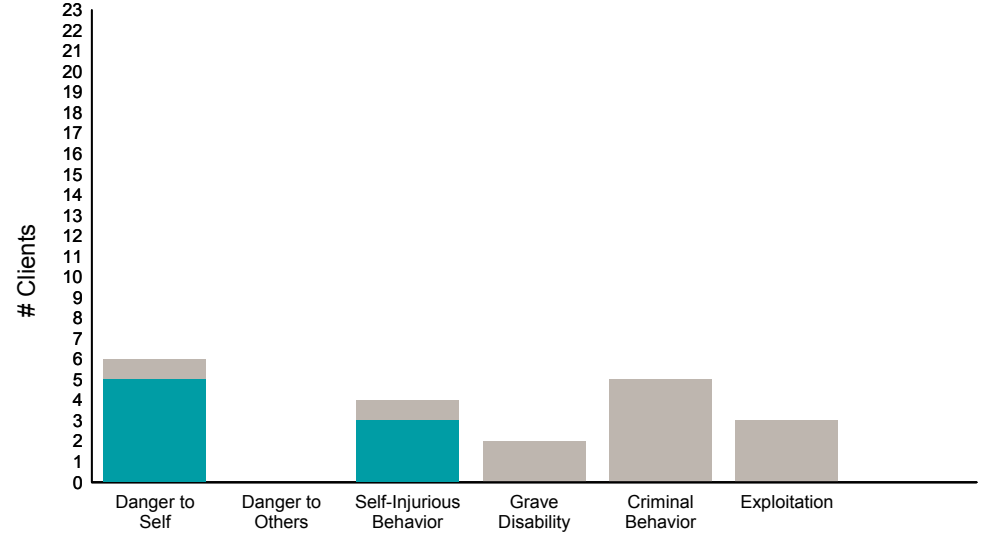


Item	% improvement
Psychosis	20% (1/5)
Depression	38% (8/21)
Anxiety	35% (6/17)
Adjustment to Trauma	35% (6/17)
Impulse Control	33% (2/6)
Interpersonal Problems	67% (2/3)
Substance Use	29% (6/21)
Optimism	43% (3/7)
Community Connection	64% (7/11)
Spiritual /Religious	25% (1/4)
Recovery Involvement	20% (1/5)

Life Domain Functioning



Risk Behaviors



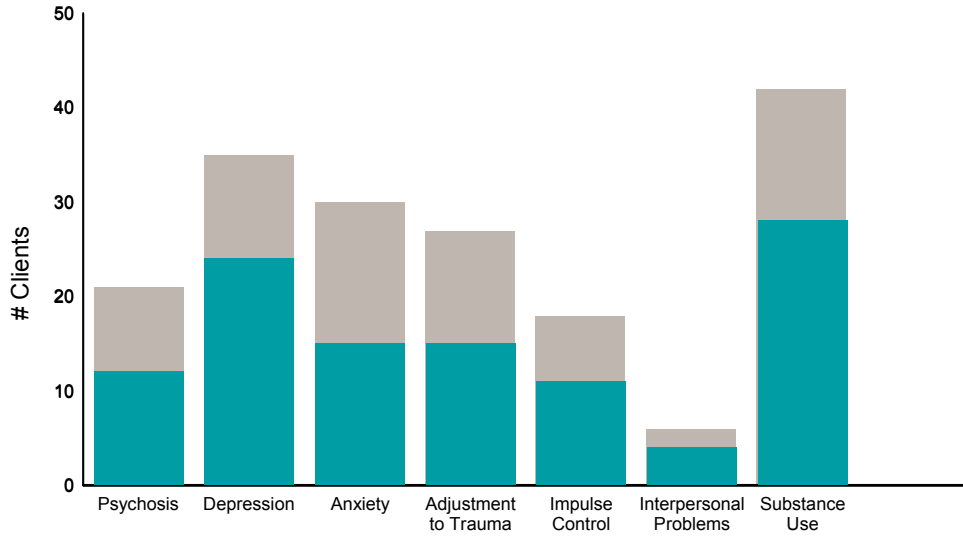
Item	% improvement
Physical /Medical	38% (3/8)
Family Functioning	20% (2/10)
Living Skills	33% (3/9)
Social Functioning	75% (3/4)
Residential Stability	19% (4/21)
Employ'm't	29% (2/7)
Medication Adherence	33% (1/3)
Cultural Stress	0% (0/0)
Danger to Self	83% (5/6)
Danger to Others	0% (0/0)
Self-Injurious Behavior	75% (3/4)
Grave Disability	0% (0/2)
Criminal Behavior	0% (0/5)
Exploitation	0% (0/3)

FY18-19 Objective A.2 ANSA Outcomes Item-Level Report
Baker San Jose Place Residence (38BS1)

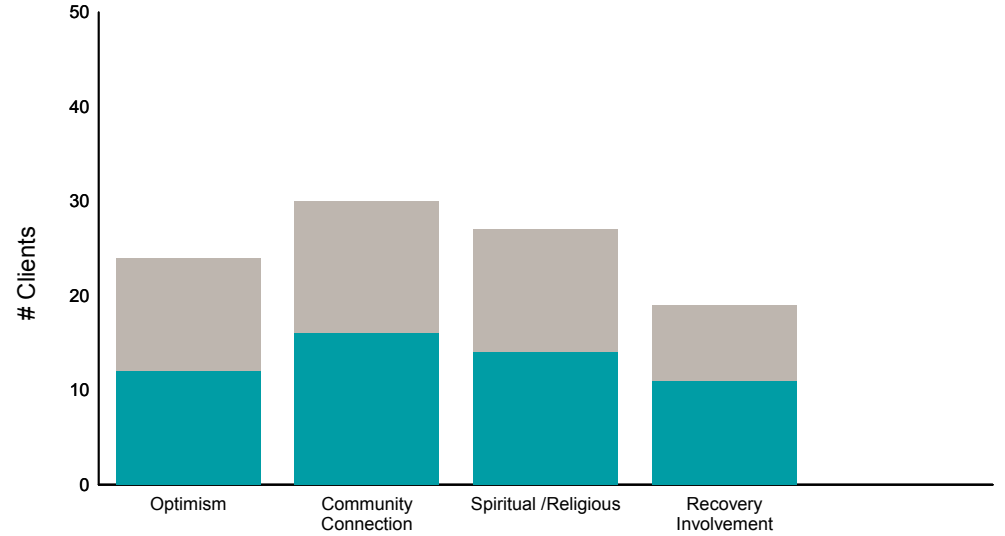
Didn't Improve
 Improved
 This report looks at current ANSAs to see how many clients improved on items rated 2 or 3 from the prior ANSA.

Num of episodes w/ min. 2 ANSAs: 46 Average days between ANSAs: 65.2 % clients improved on min. 30% of actionable items: **74% (= 34/46)**

Behavioral Health Domain

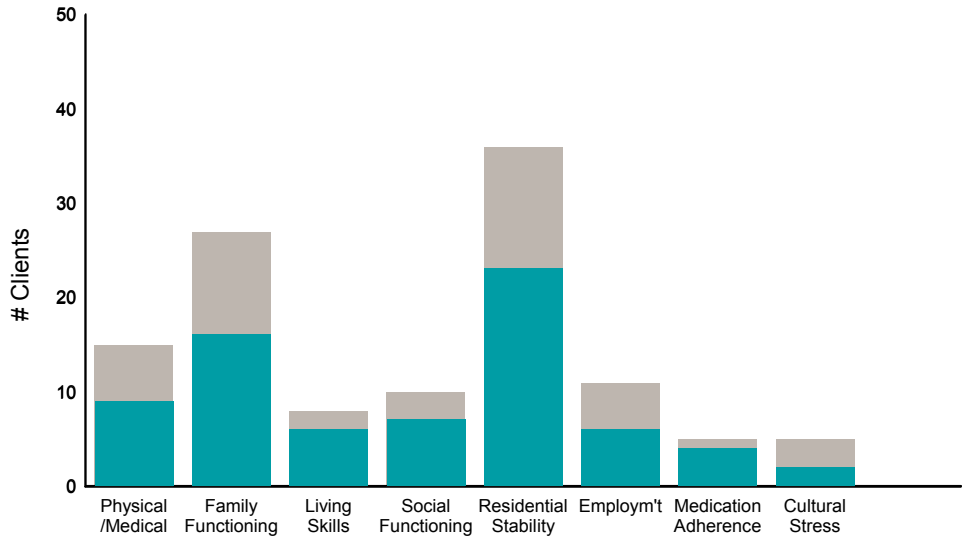


Strengths

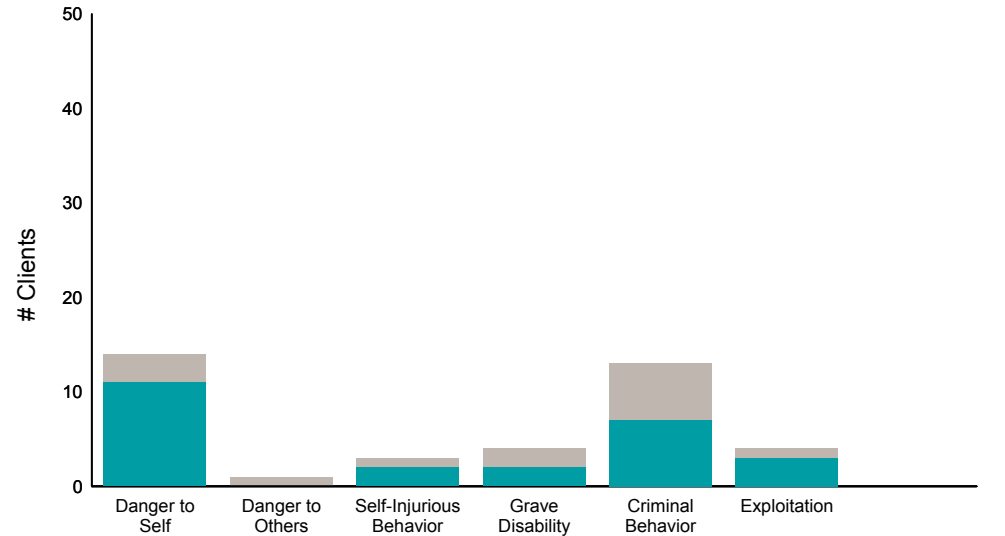


Item	% improvement
Psychosis	57% (12/21)
Depression	69% (24/35)
Anxiety	50% (15/30)
Adjustment to Trauma	56% (15/27)
Impulse Control	61% (11/18)
Interpersonal Problems	67% (4/6)
Substance Use	67% (28/42)
Optimism	50% (12/24)
Community Connection	53% (16/30)
Spiritual /Religious	52% (14/27)
Recovery Involvement	58% (11/19)

Life Domain Functioning



Risk Behaviors



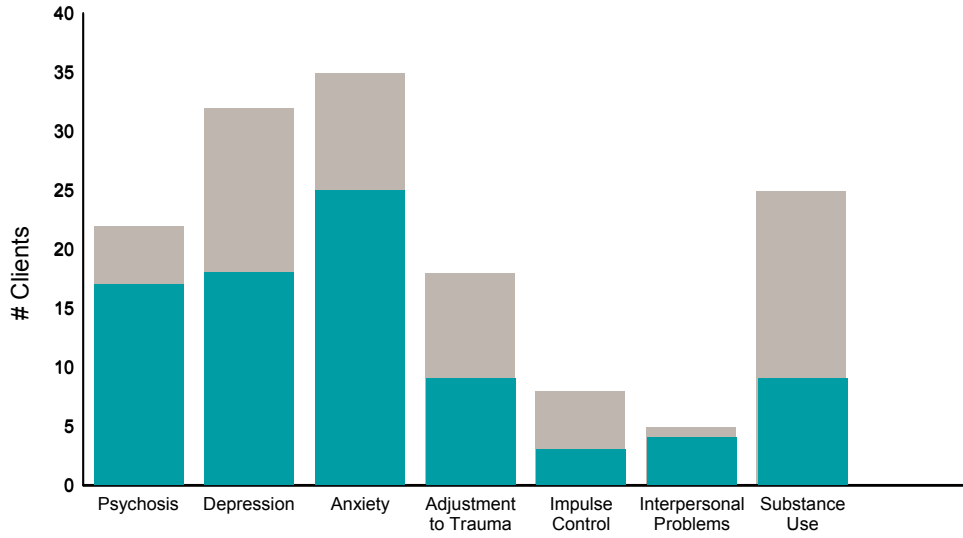
Item	% improvement
Physical /Medical	60% (9/15)
Family Functioning	59% (16/27)
Living Skills	75% (6/8)
Social Functioning	70% (7/10)
Residential Stability	64% (23/36)
Employ'm't	55% (6/11)
Medication Adherence	80% (4/5)
Cultural Stress	40% (2/5)
Danger to Self	79% (11/14)
Danger to Others	0% (0/1)
Self-Injurious Behavior	67% (2/3)
Grave Disability	50% (2/4)
Criminal Behavior	54% (7/13)
Exploitation	75% (3/4)

FY18-19 Objective A.2 ANSA Outcomes Item-Level Report
Baker Street House Residential (38391)

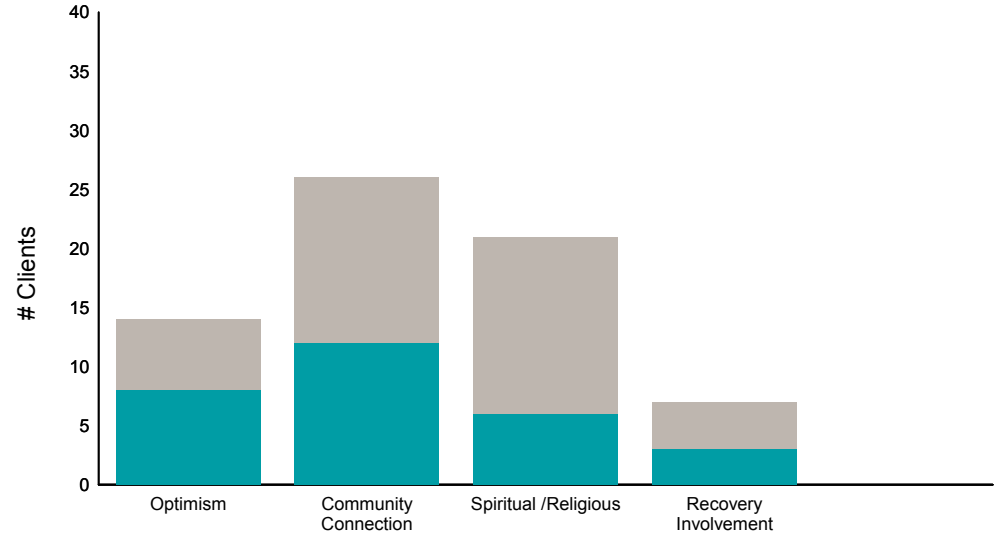
Didn't Improve
 Improved
 This report looks at current ANSAs to see how many clients improved on items rated 2 or 3 from the prior ANSA.

Num of episodes w/ min. 2 ANSAs: 37 Average days between ANSAs: 112.0 % clients improved on min. 30% of actionable items: **73% (= 27/37)**

Behavioral Health Domain

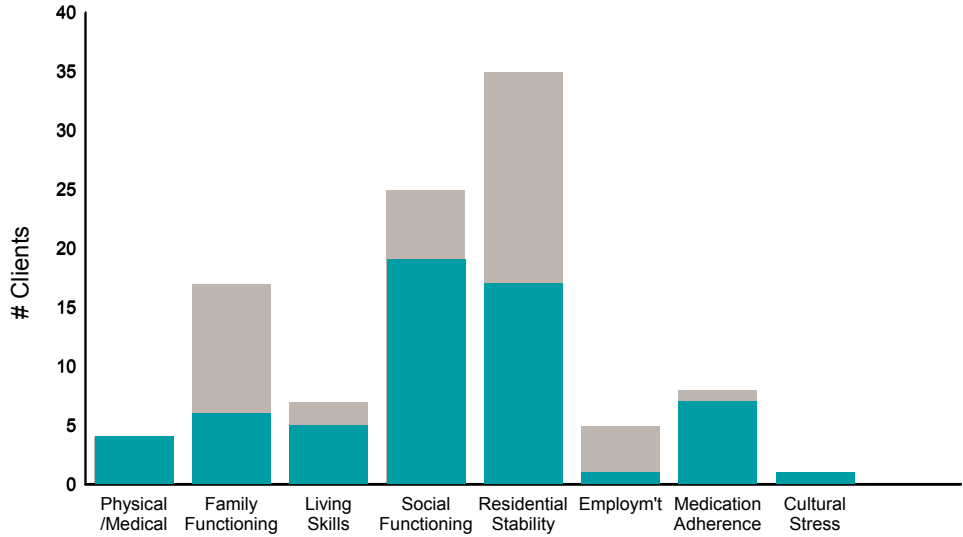


Strengths

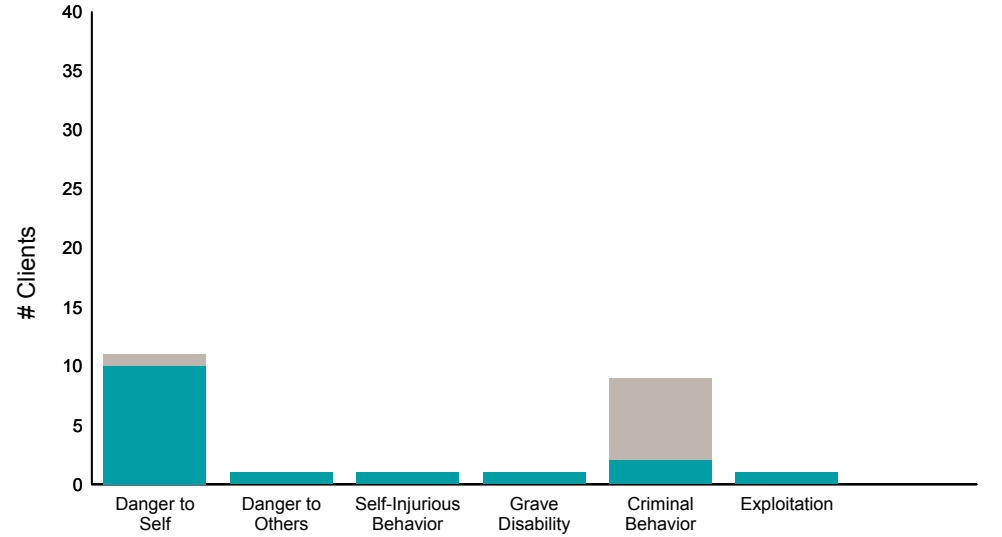


Item	% improvement	Item	% improvement
Psychosis	77% (17/22)	Optimism	57% (8/14)
Depression	56% (18/32)	Community Connection	46% (12/26)
Anxiety	71% (25/35)	Spiritual /Religious	29% (6/21)
Adjustment to Trauma	50% (9/18)	Recovery Involvement	43% (3/7)
Impulse Control	38% (3/8)		
Interpersonal Problems	80% (4/5)		
Substance Use	36% (9/25)		

Life Domain Functioning



Risk Behaviors



Item	% improvement	Item	% improvement
Physical /Medical	100% (4/4)	Danger to Self	91% (10/11)
Family Functioning	35% (6/17)	Danger to Others	100% (1/1)
Living Skills	71% (5/7)	Self-Injurious Behavior	100% (1/1)
Social Functioning	76% (19/25)	Grave Disability	100% (1/1)
Residential Stability	49% (17/35)	Criminal Behavior	22% (2/9)
Employm't	20% (1/5)	Exploitation	100% (1/1)
Medication Adherence	88% (7/8)		
Cultural Stress	100% (1/1)		

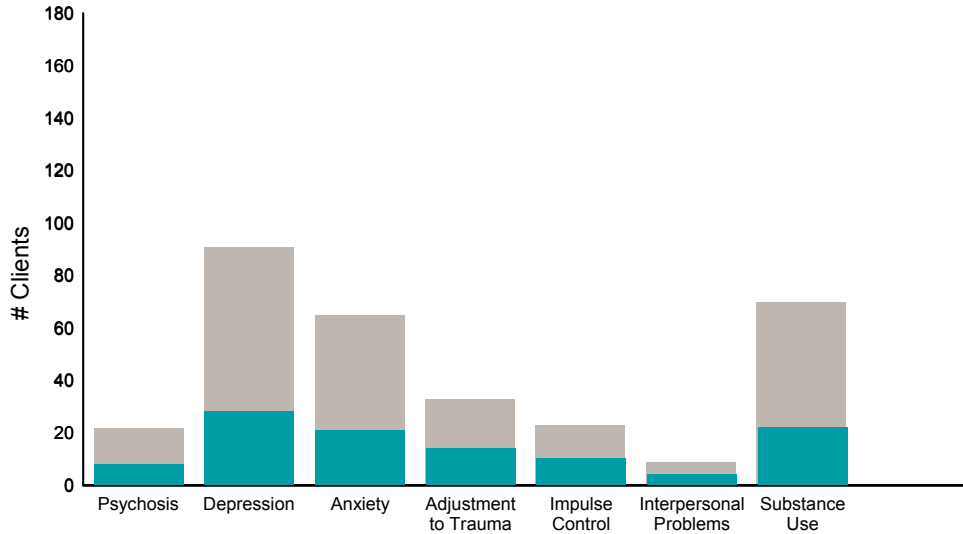
This report reflects data from 7/1/2018 - 6/30/2019

FY18-19 Objective A.2 ANSA Outcomes Item-Level Report
BVHP Third Street Adult (38513)

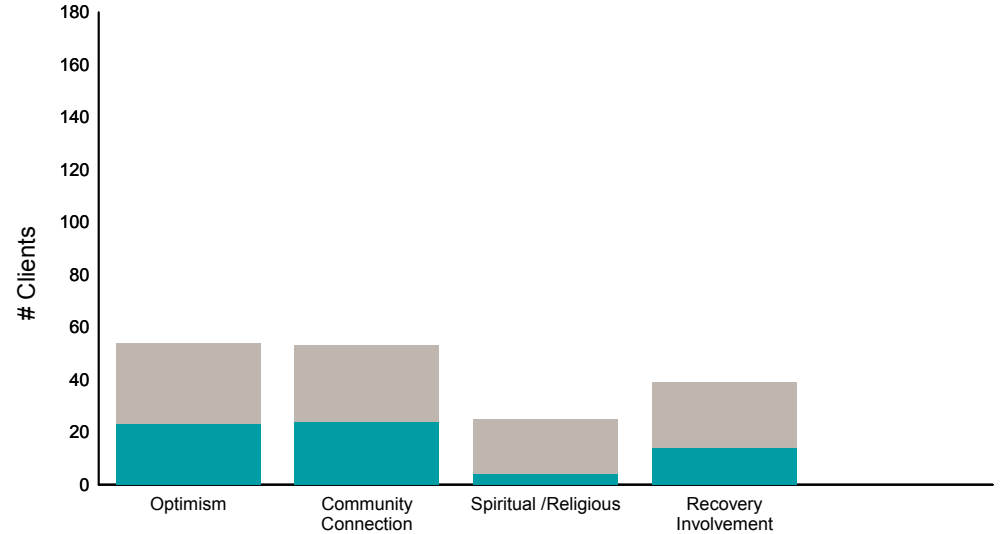
Didn't Improve
 Improved
 This report looks at current ANSAs to see how many clients improved on items rated 2 or 3 from the prior ANSA.

Num of episodes w/ min. 2 ANSAs: 162 Average days between ANSAs: 399.3 % clients improved on min. 30% of actionable items: **67% (= 78/116)**

Behavioral Health Domain

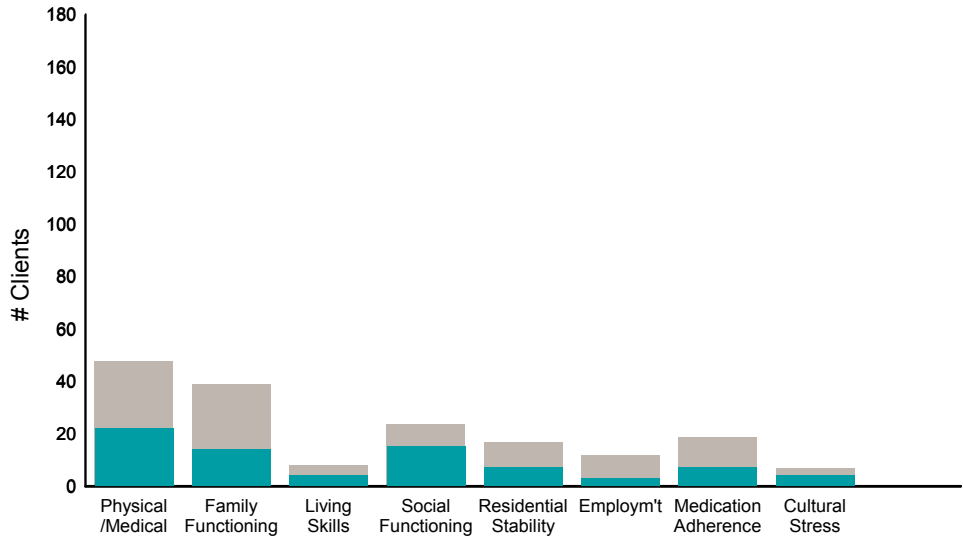


Strengths

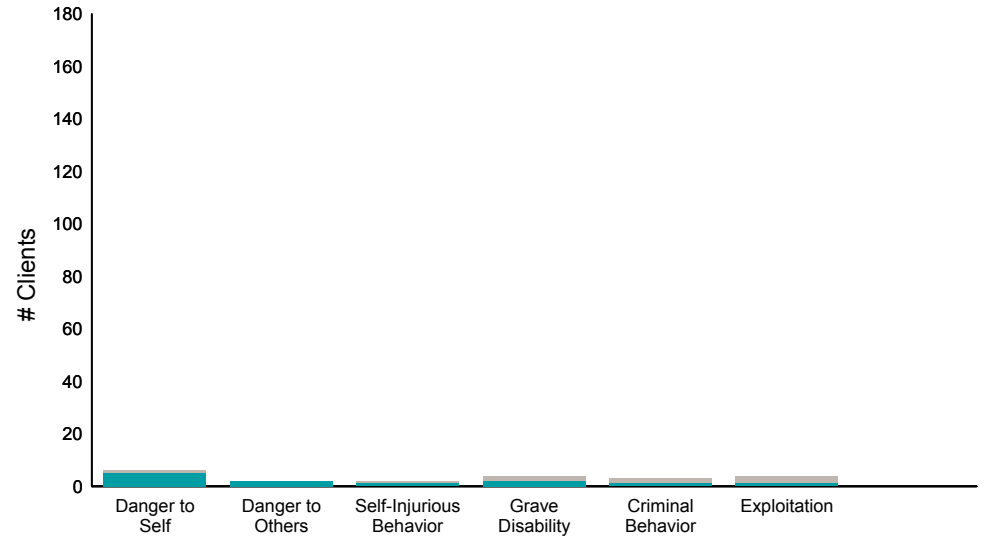


Behavioral Health Domain	Improvement Rate	Count	Strengths	Improvement Rate	Count
Psychosis	36%	8/22	Optimism	43%	23/54
Depression	31%	28/91	Community Connection	45%	24/53
Anxiety	32%	21/65	Spiritual /Religious	16%	4/25
Adjustment to Trauma	42%	14/33	Recovery Involvement	36%	14/39
Impulse Control	43%	10/23			
Interpersonal Problems	44%	4/9			
Substance Use	31%	22/70			

Life Domain Functioning



Risk Behaviors



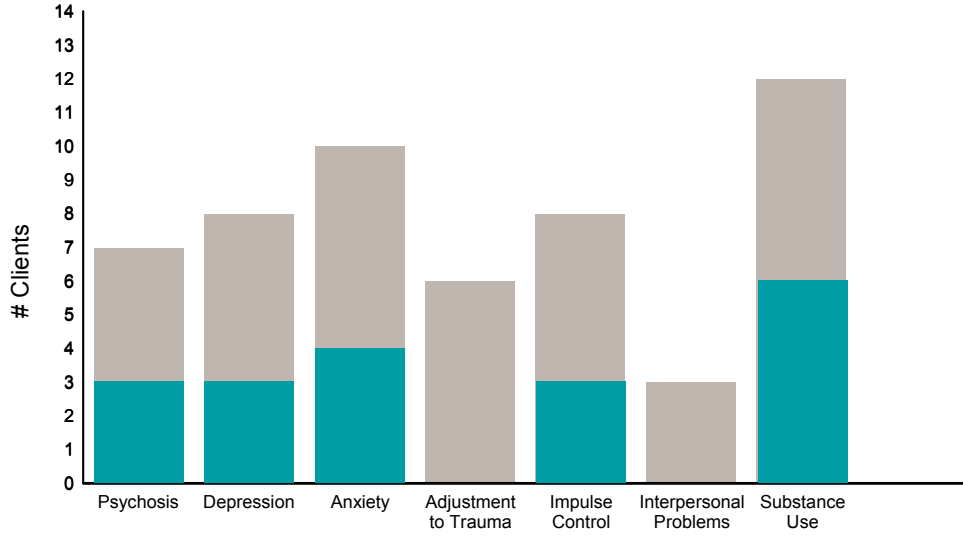
Life Domain Functioning	Improvement Rate	Count	Risk Behaviors	Improvement Rate	Count
Physical /Medical	46%	22/48	Danger to Self	83%	5/6
Family Functioning	36%	14/39	Danger to Others	100%	2/2
Living Skills	50%	4/8	Self-Injurious Behavior	50%	1/2
Social Functioning	63%	15/24	Grave Disability	50%	2/4
Residential Stability	41%	7/17	Criminal Behavior	33%	1/3
Employ'm't	25%	3/12	Exploitation	25%	1/4
Medication Adherence	37%	7/19			
Cultural Stress	57%	4/7			

FY18-19 Objective A.2 ANSA Outcomes Item-Level Report
Carroll House Resid Geriatric (38541)

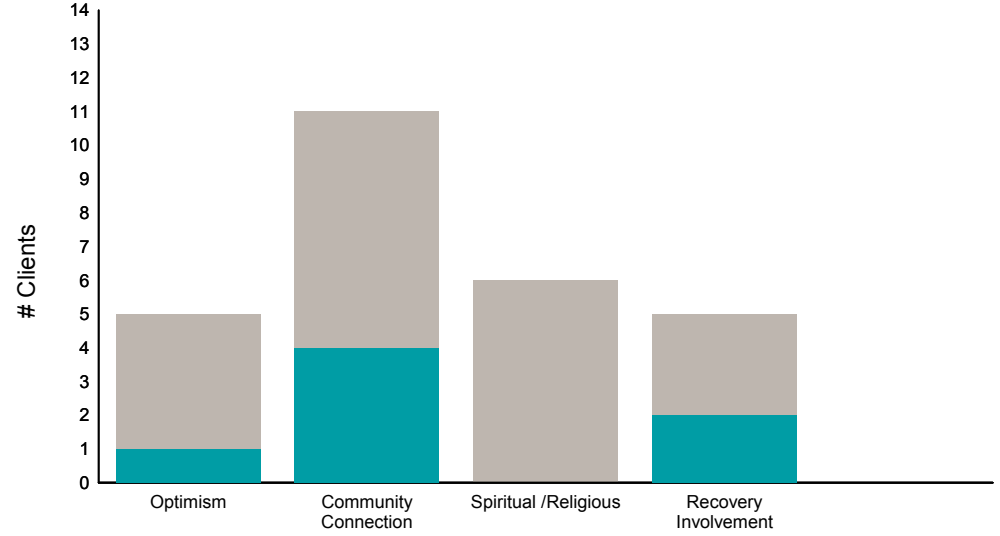
Didn't Improve
 Improved
 This report looks at current ANSAs to see how many clients improved on items rated 2 or 3 from the prior ANSA.

Num of episodes w/ min. 2 ANSAs: **14** Average days between ANSAs: **58.3** % clients improved on min. 30% of actionable items: **57% (= 8/14)**

Behavioral Health Domain

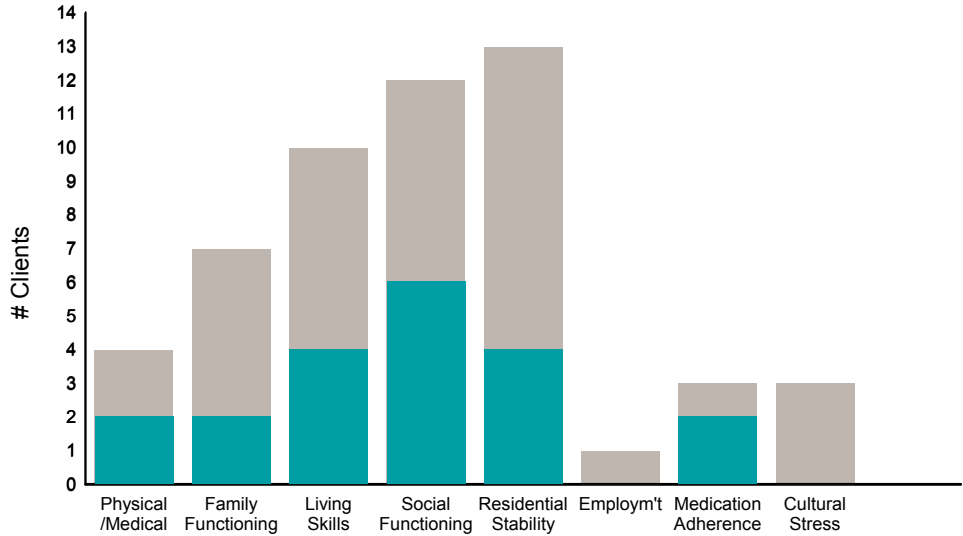


Strengths

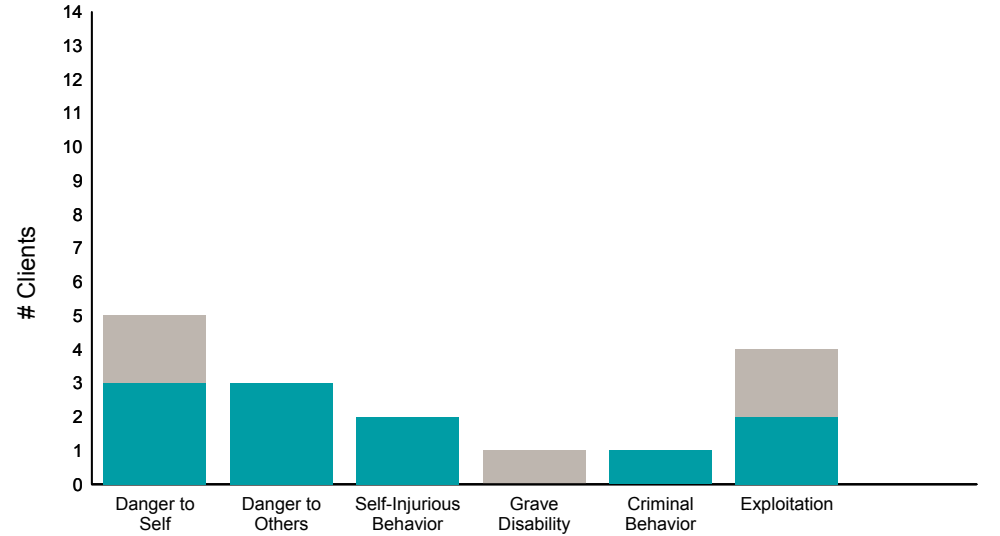


Item	% improvement
Psychosis	43% (3/7)
Depression	38% (3/8)
Anxiety	40% (4/10)
Adjustment to Trauma	0% (0/6)
Impulse Control	38% (3/8)
Interpersonal Problems	0% (0/3)
Substance Use	50% (6/12)
Optimism	20% (1/5)
Community Connection	36% (4/11)
Spiritual /Religious	0% (0/6)
Recovery Involvement	40% (2/5)

Life Domain Functioning



Risk Behaviors



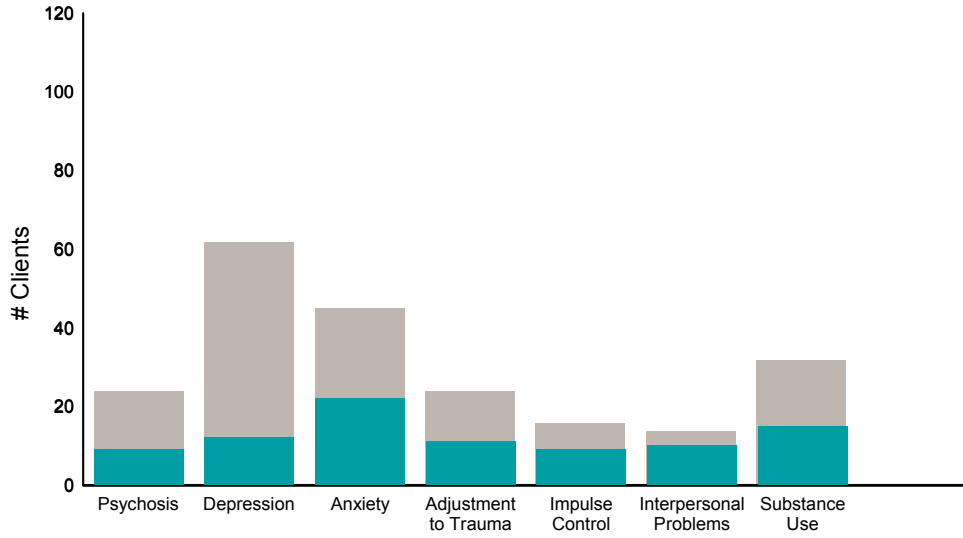
Item	% improvement
Physical /Medical	50% (2/4)
Family Functioning	29% (2/7)
Living Skills	40% (4/10)
Social Functioning	50% (6/12)
Residential Stability	31% (4/13)
Employ'm't	0% (0/1)
Medication Adherence	67% (2/3)
Cultural Stress	0% (0/3)
Danger to Self	60% (3/5)
Danger to Others	100% (3/3)
Self-Injurious Behavior	100% (2/2)
Grave Disability	0% (0/1)
Criminal Behavior	100% (1/1)
Exploitation	50% (2/4)

FY18-19 Objective A.2 ANSA Outcomes Item-Level Report
Central City Behavioral Health(89073)

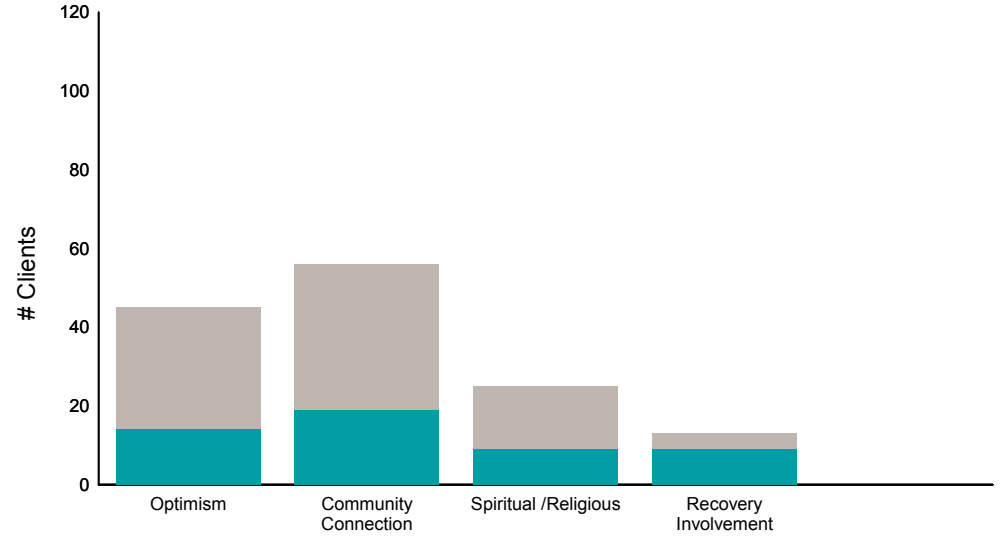
Didn't Improve
 Improved
 This report looks at current ANSAs to see how many clients improved on items rated 2 or 3 from the prior ANSA.

Num of episodes w/ min. 2 ANSAs: 105 Average days between ANSAs: 366.4 % clients improved on min. 30% of actionable items: **59% (= 59/100)**

Behavioral Health Domain

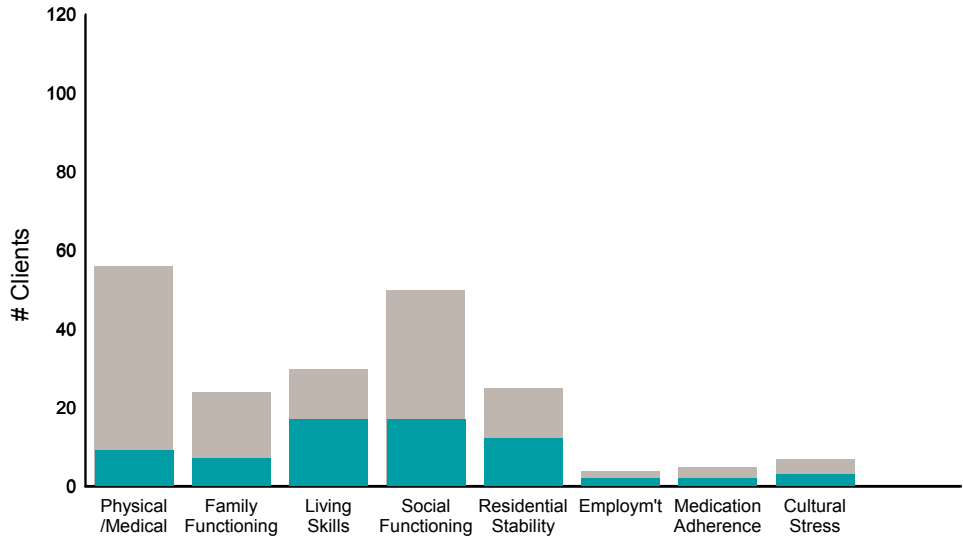


Strengths

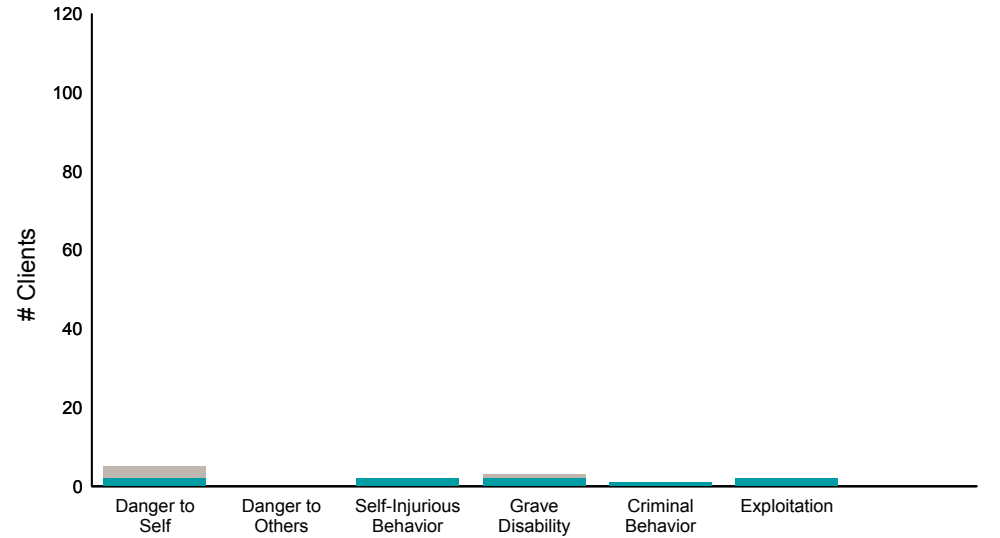


Behavioral Health Domain	% improvement	Strengths	% improvement
38%	9/24	31%	14/45
19%	12/62	34%	19/56
49%	22/45	36%	9/25
46%	11/24	69%	9/13
56%	9/16		
71%	10/14		
47%	15/32		

Life Domain Functioning



Risk Behaviors



Life Domain Functioning	% improvement	Risk Behaviors	% improvement
16%	9/56	40%	2/5
29%	7/24	0%	0/0
57%	17/30	100%	2/2
34%	17/50	67%	2/3
48%	12/25	100%	1/1
50%	2/4	100%	2/2
40%	2/5		
43%	3/7		

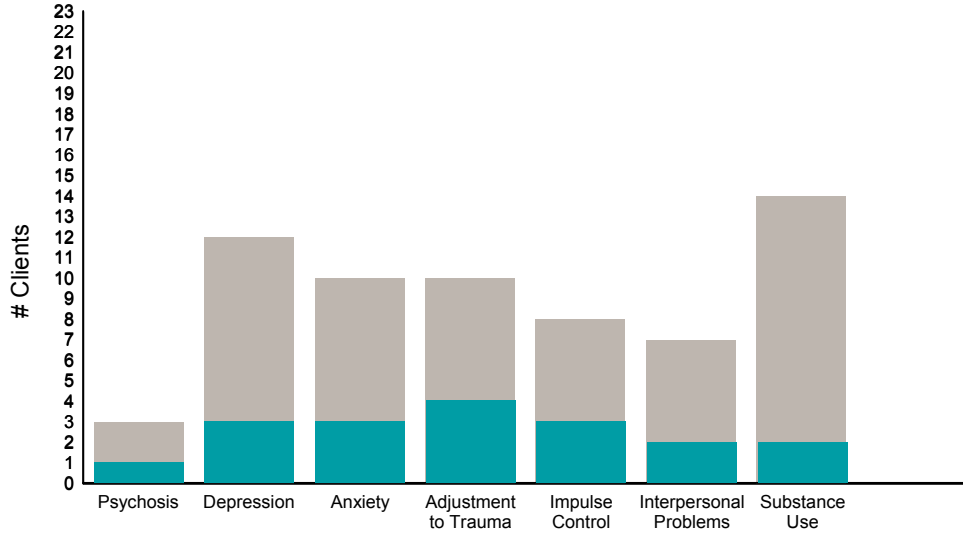
This report reflects data from 7/1/2018 - 6/30/2019

FY18-19 Objective A.2 ANSA Outcomes Item-Level Report
CHP-Essex House (38IDOP)

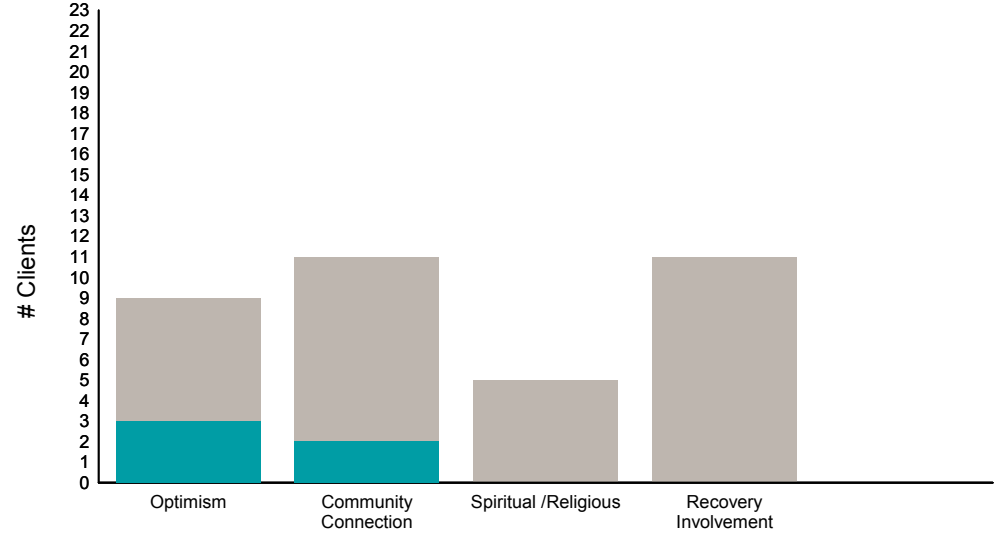
Didn't Improve
 Improved
 This report looks at current ANSAs to see how many clients improved on items rated 2 or 3 from the prior ANSA.

Num of episodes w/ min. 2 ANSAs: **23**
 Average days between ANSAs: **291.9**
 % clients improved on min. 30% of actionable items: **32% (= 7/22)**

Behavioral Health Domain

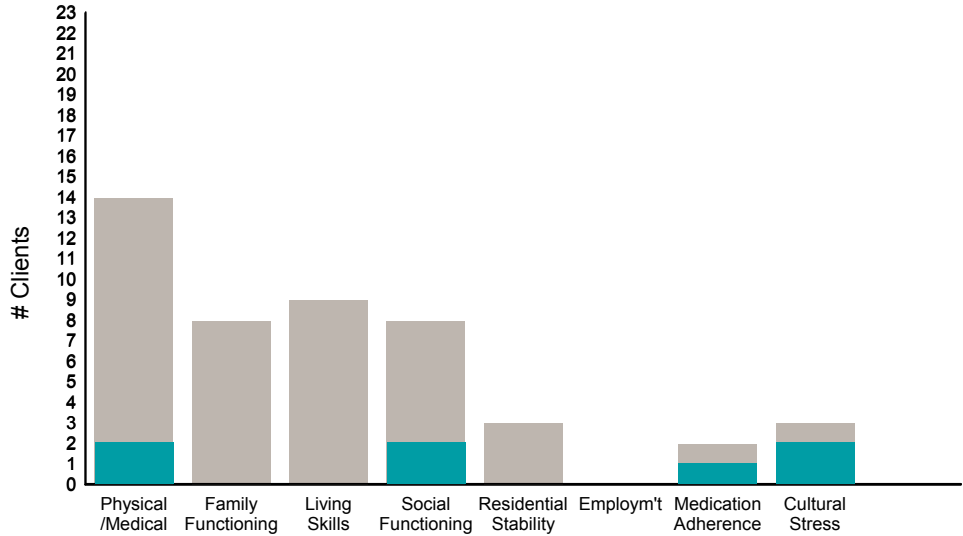


Strengths

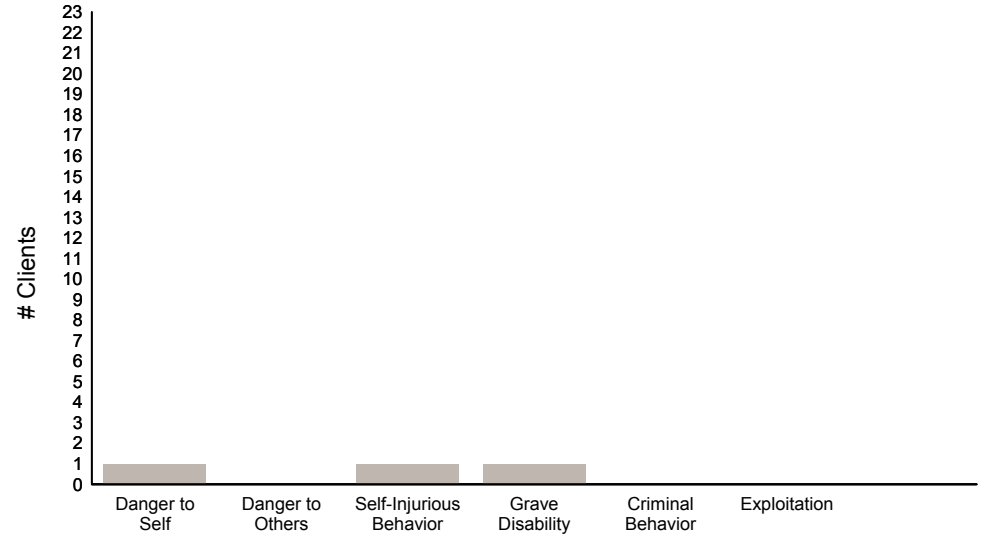


Item	% improvement
Psychosis	33% (1/3)
Depression	25% (3/12)
Anxiety	30% (3/10)
Adjustment to Trauma	40% (4/10)
Impulse Control	38% (3/8)
Interpersonal Problems	29% (2/7)
Substance Use	14% (2/14)
Optimism	33% (3/9)
Community Connection	18% (2/11)
Spiritual /Religious	0% (0/5)
Recovery Involvement	0% (0/11)

Life Domain Functioning



Risk Behaviors



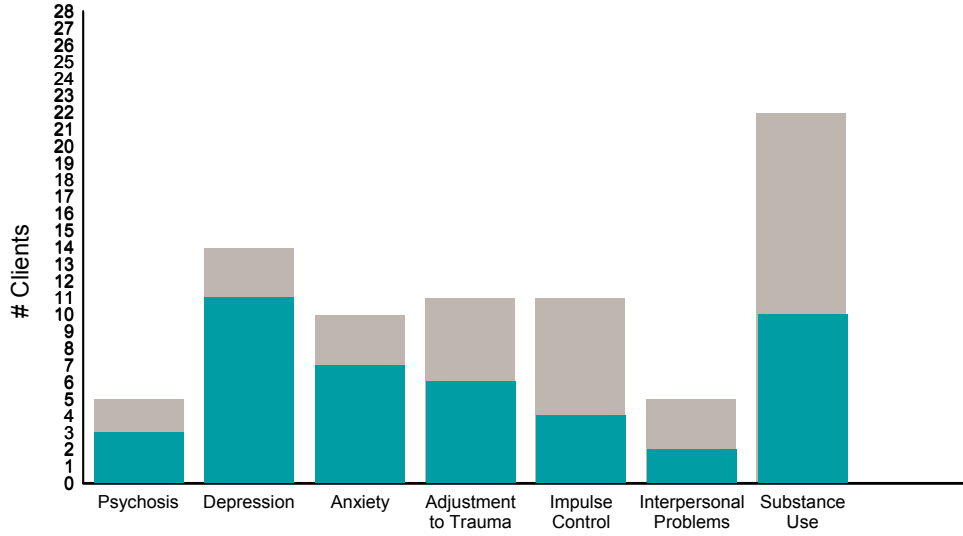
Item	% improvement
Physical /Medical	14% (2/14)
Family Functioning	0% (0/8)
Living Skills	0% (0/9)
Social Functioning	25% (2/8)
Residential Stability	0% (0/3)
Employment	0% (0/0)
Medication Adherence	50% (1/2)
Cultural Stress	67% (2/3)
Danger to Self	0% (0/1)
Danger to Others	0% (0/0)
Self-Injurious Behavior	0% (0/1)
Grave Disability	0% (0/1)
Criminal Behavior	0% (0/0)
Exploitation	0% (0/0)

FY18-19 Objective A.2 ANSA Outcomes Item-Level Report
Citywide Case Management-NOVA (8911NO)

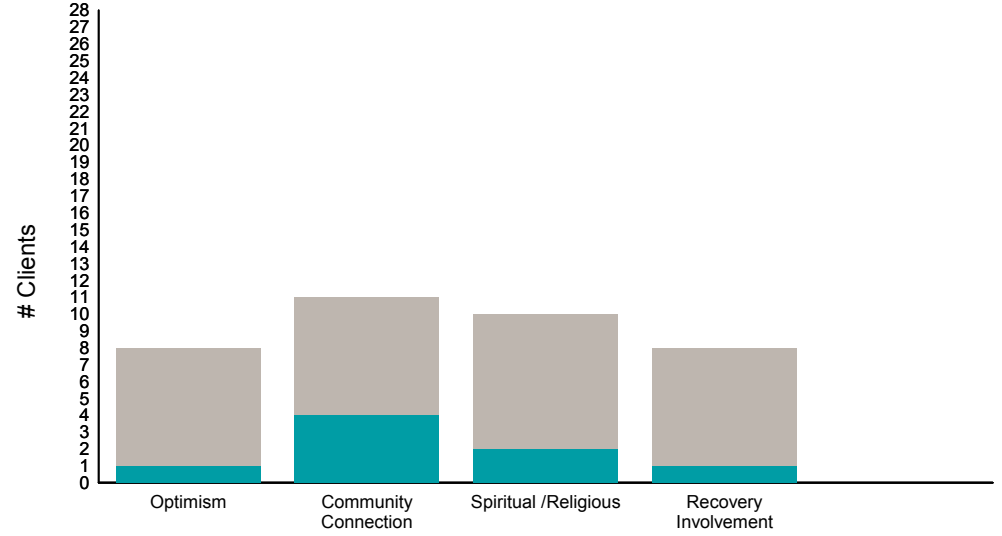
Didn't Improve
 Improved
 This report looks at current ANSAs to see how many clients improved on items rated 2 or 3 from the prior ANSA.

Num of episodes w/ min. 2 ANSAs: 28 Average days between ANSAs: 194.8 % clients improved on min. 30% of actionable items: **78% (= 21/27)**

Behavioral Health Domain

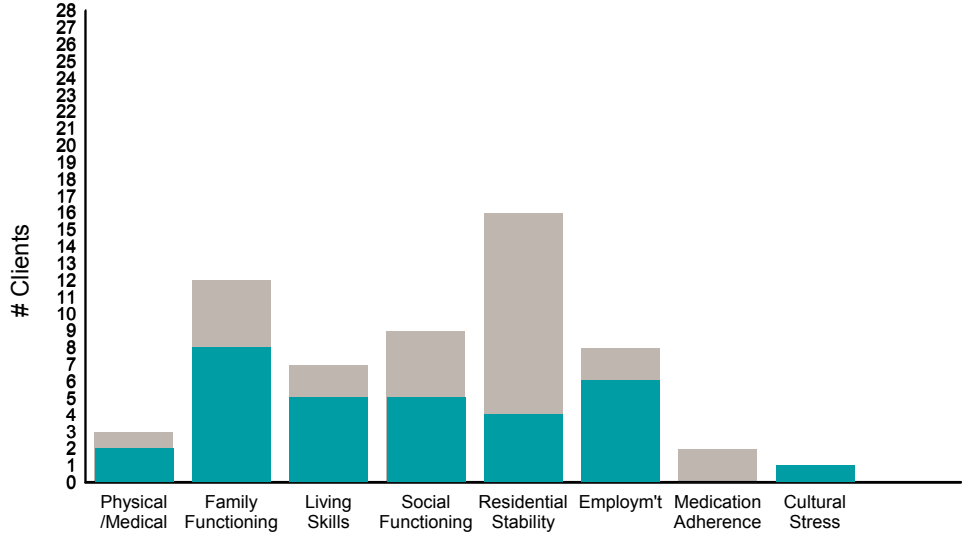


Strengths

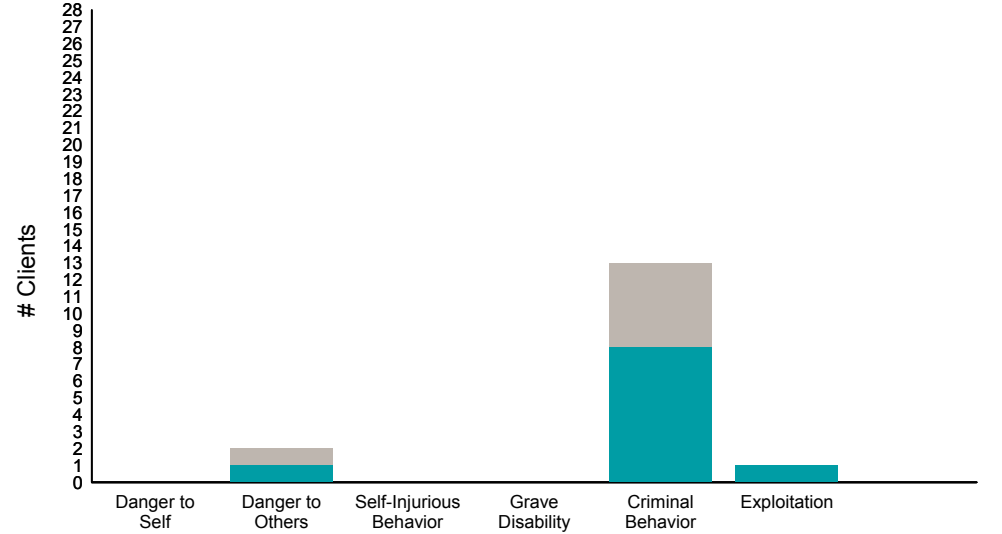


Item	% improvement
Psychosis	60% (3/5)
Depression	79% (11/14)
Anxiety	70% (7/10)
Adjustment to Trauma	55% (6/11)
Impulse Control	36% (4/11)
Interpersonal Problems	40% (2/5)
Substance Use	45% (10/22)
Optimism	13% (1/8)
Community Connection	36% (4/11)
Spiritual /Religious	20% (2/10)
Recovery Involvement	13% (1/8)

Life Domain Functioning



Risk Behaviors



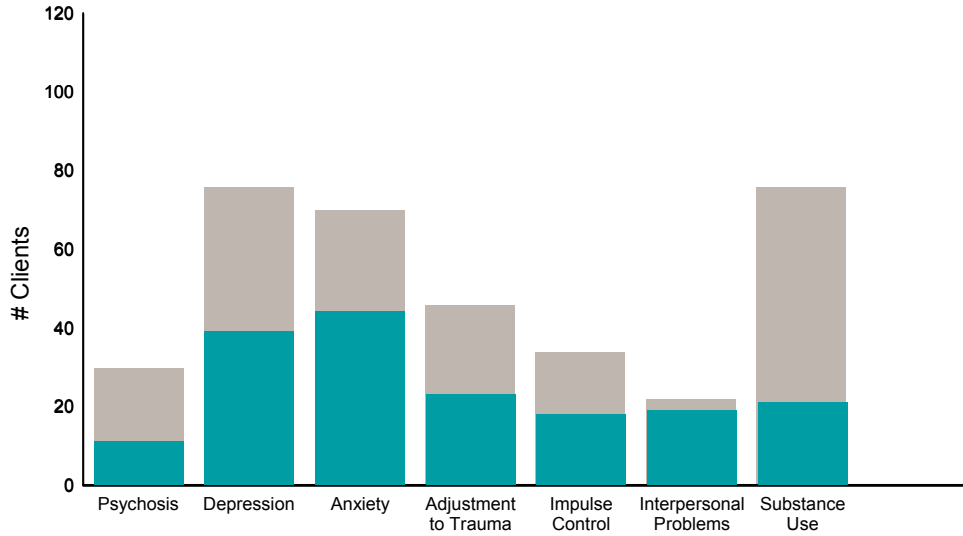
Item	% improvement
Physical /Medical	67% (2/3)
Family Functioning	67% (8/12)
Living Skills	71% (5/7)
Social Functioning	56% (5/9)
Residential Stability	25% (4/16)
Employ'm't	75% (6/8)
Medication Adherence	0% (0/2)
Cultural Stress	100% (1/1)
Danger to Self	0% (0/0)
Danger to Others	50% (1/2)
Self-Injurious Behavior	0% (0/0)
Grave Disability	0% (0/0)
Criminal Behavior	62% (8/13)
Exploitation	100% (1/1)

FY18-19 Objective A.2 ANSA Outcomes Item-Level Report
Citywide Case Mgm-UC Roving Te (8911RT)

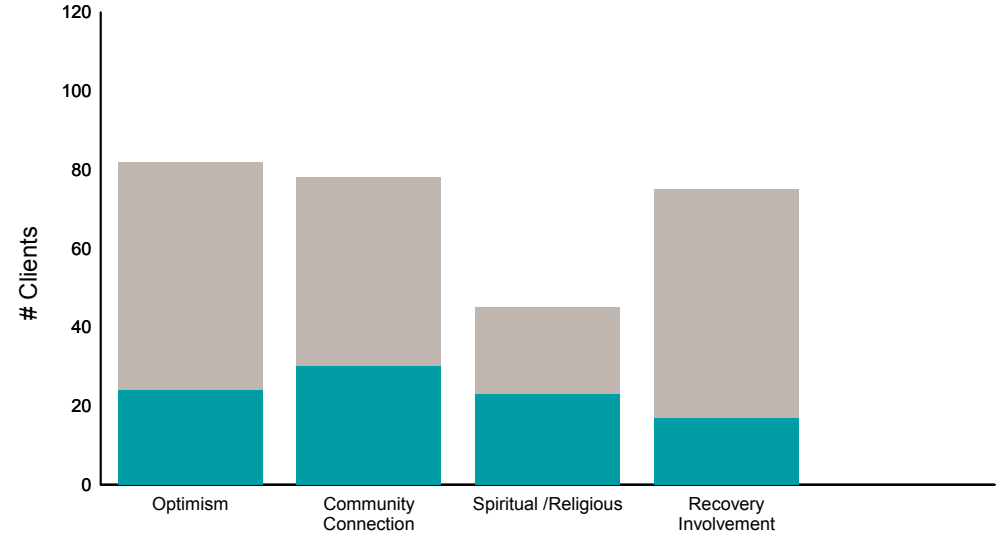
Didn't Improve
 Improved
 This report looks at current ANSAs to see how many clients improved on items rated 2 or 3 from the prior ANSA.

Num of episodes w/ min. 2 ANSAs: 105 Average days between ANSAs: 236.8 % clients improved on min. 30% of actionable items: **70% (= 73/105)**

Behavioral Health Domain

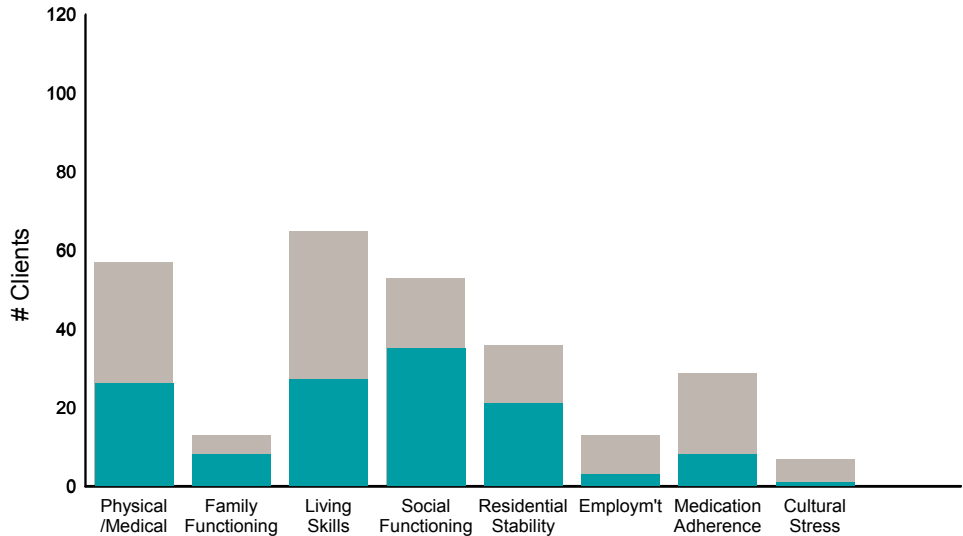


Strengths

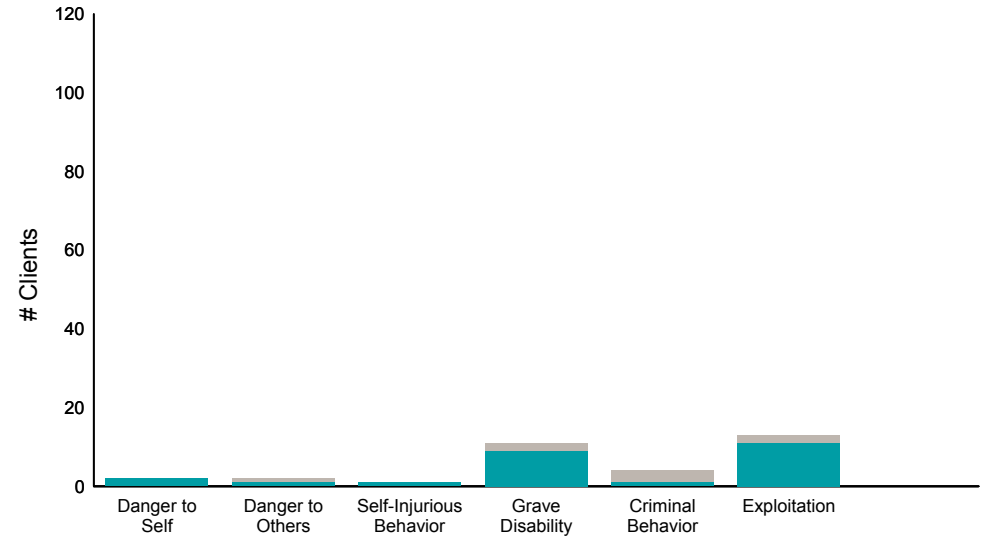


Behavioral Health Domain	% improvement	Strengths	% improvement
37% 11/30	51% 39/76	63% 44/70	50% 23/46
53% 18/34	86% 19/22	28% 21/76	29% 24/82
			38% 30/78
			51% 23/45
			23% 17/75

Life Domain Functioning



Risk Behaviors



Life Domain Functioning	% improvement	Risk Behaviors	% improvement
46% 26/57	62% 8/13	42% 27/65	66% 35/53
58% 21/36	23% 3/13	28% 8/29	14% 1/7
			100% 2/2
			50% 1/2
			100% 1/1
			82% 9/11
			25% 1/4
			85% 11/13

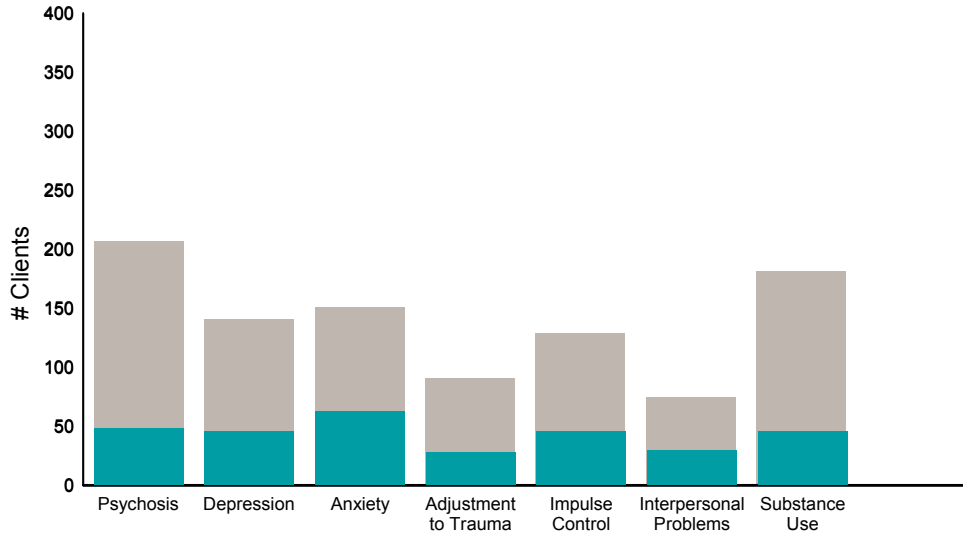
This report reflects data from 7/1/2018 - 6/30/2019

FY18-19 Objective A.2 ANSA Outcomes Item-Level Report
Citywide Focus (89113)

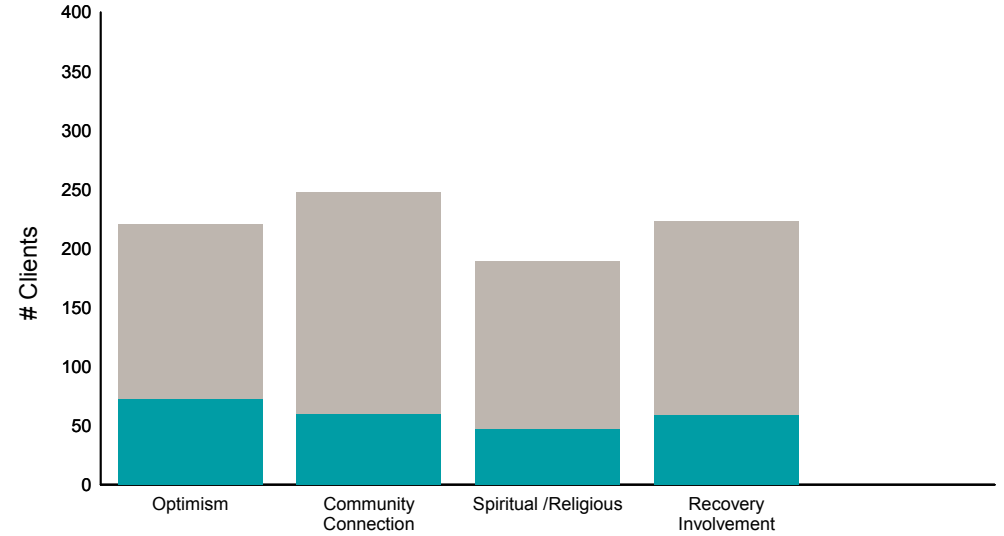
Didn't Improve
 Improved
 This report looks at current ANSAs to see how many clients improved on items rated 2 or 3 from the prior ANSA.

Num of episodes w/ min. 2 ANSAs: 361 Average days between ANSAs: 341.4 % clients improved on min. 30% of actionable items: **54% (= 191/355)**

Behavioral Health Domain

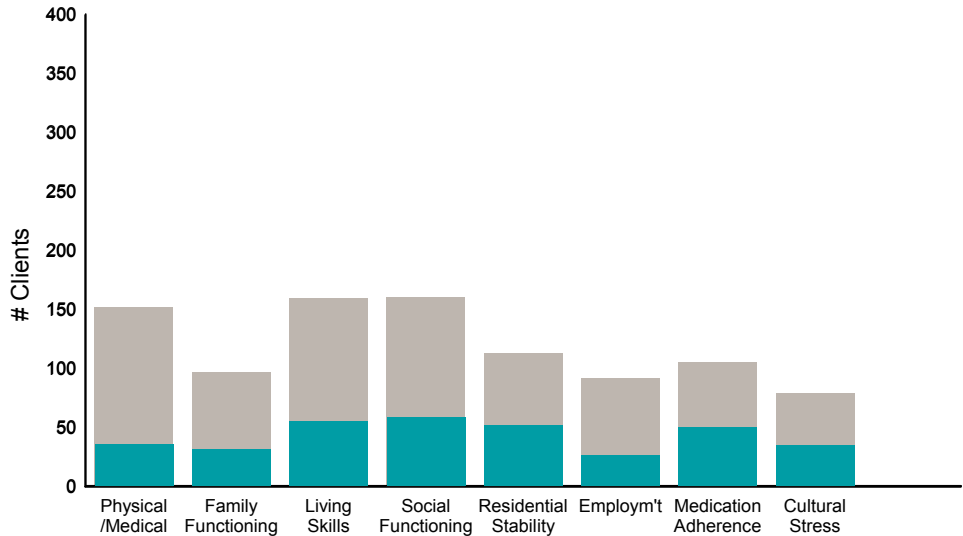


Strengths

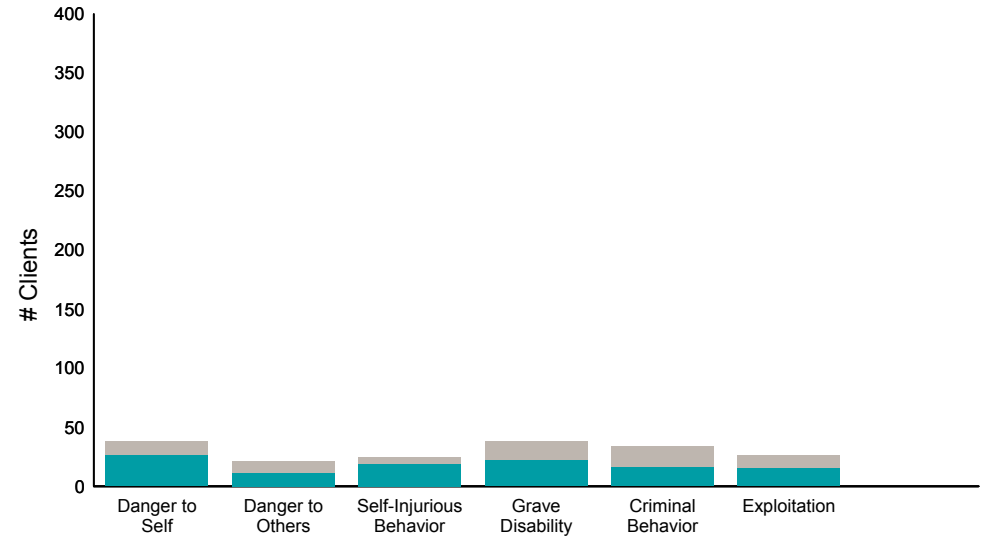


Behavioral Health Domain	% improvement	Strengths	% improvement
23%	33%	24%	25%
48/207	72/221	60/248	47/189
45/141			59/223
62/151			
28/91			
35%			
45/129			
39%			
29/75			
25%			
45/182			

Life Domain Functioning



Risk Behaviors



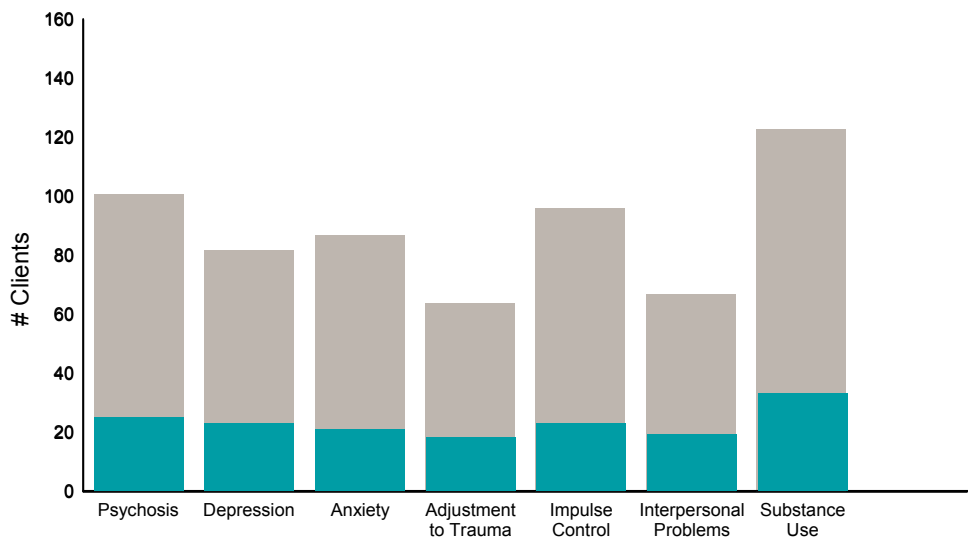
Life Domain Functioning	% improvement	Risk Behaviors	% improvement
23%	68%	52%	76%
35/152	26/38	11/21	58%
31/97		19/25	47%
55/160		22/38	58%
58/161		16/34	47%
51/113		15/26	58%
28%			
26/92			
47%			
50/106			
43%			
34/79			

FY18-19 Objective A.2 ANSA Outcomes Item-Level Report
Citywide Forensics (89119)

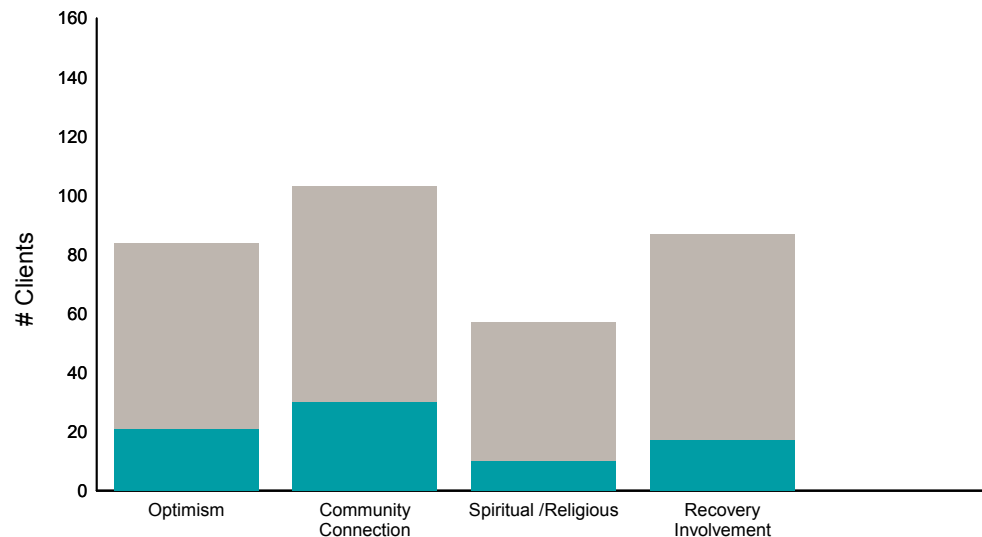
Didn't Improve
 Improved
 This report looks at current ANSAs to see how many clients improved on items rated 2 or 3 from the prior ANSA.

Num of episodes w/ min. 2 ANSAs: 150 Average days between ANSAs: 360.6 % clients improved on min. 30% of actionable items: **46% (= 69/149)**

Behavioral Health Domain

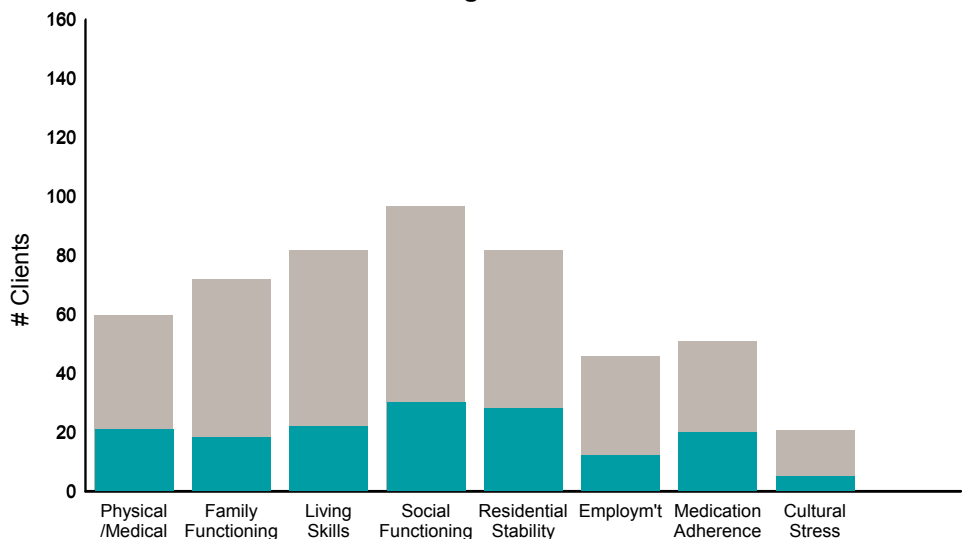


Strengths

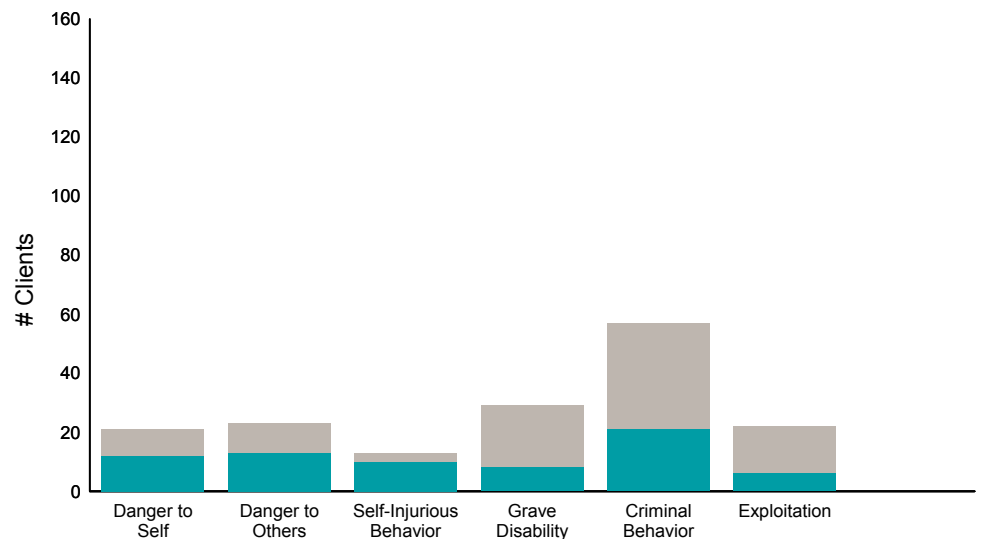


Item	% improvement
Psychosis	25% (25/101)
Depression	28% (23/82)
Anxiety	24% (21/87)
Adjustment to Trauma	28% (18/64)
Impulse Control	24% (23/96)
Interpersonal Problems	28% (19/67)
Substance Use	27% (33/123)
Optimism	25% (21/84)
Community Connection	29% (30/103)
Spiritual /Religious	18% (10/57)
Recovery Involvement	20% (17/87)

Life Domain Functioning



Risk Behaviors

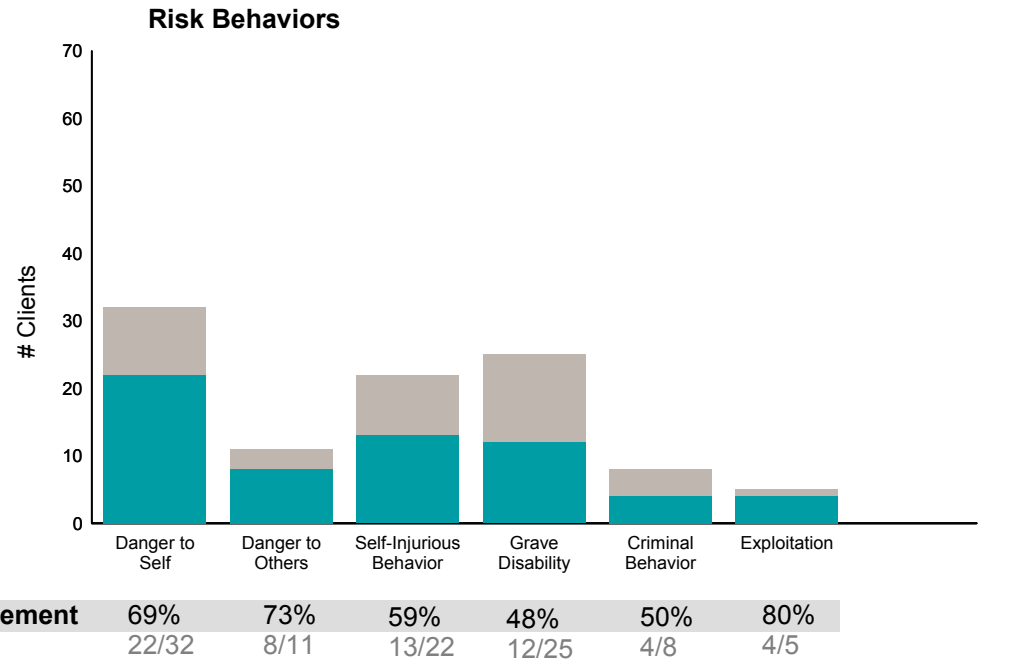
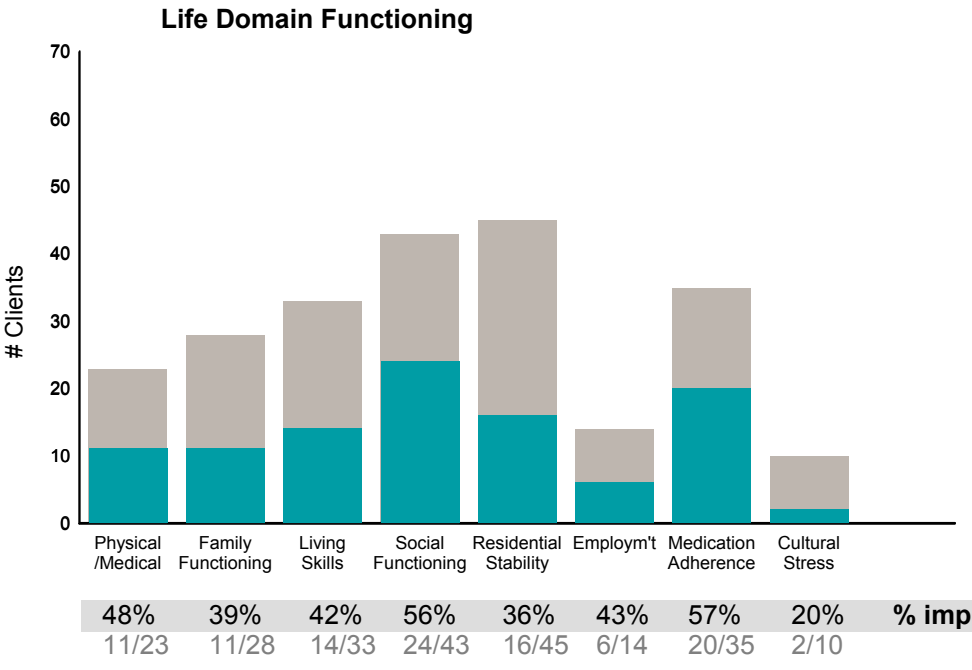
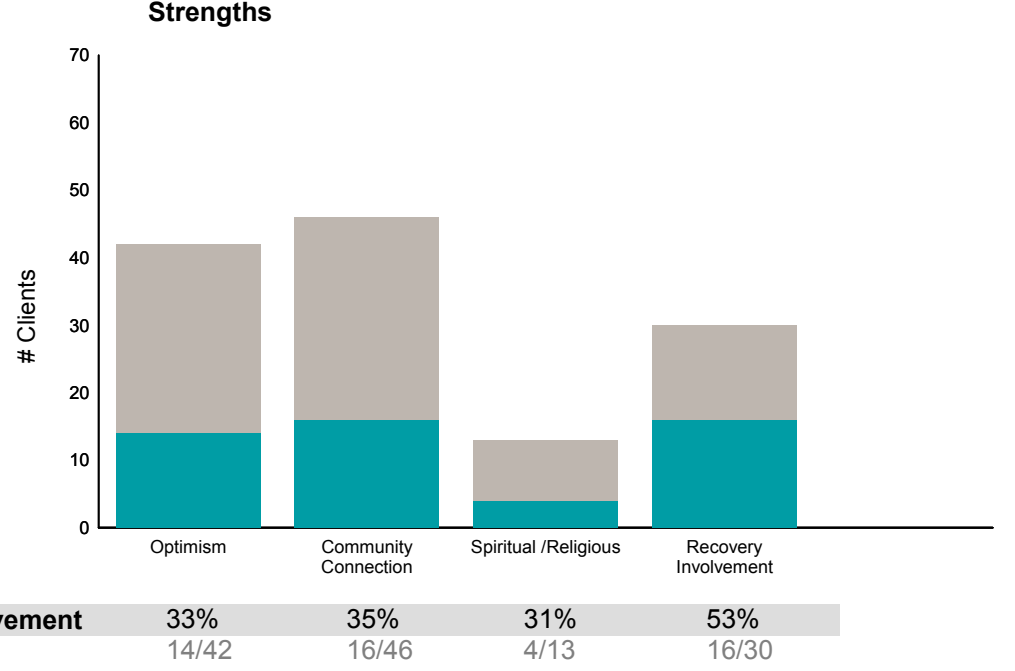
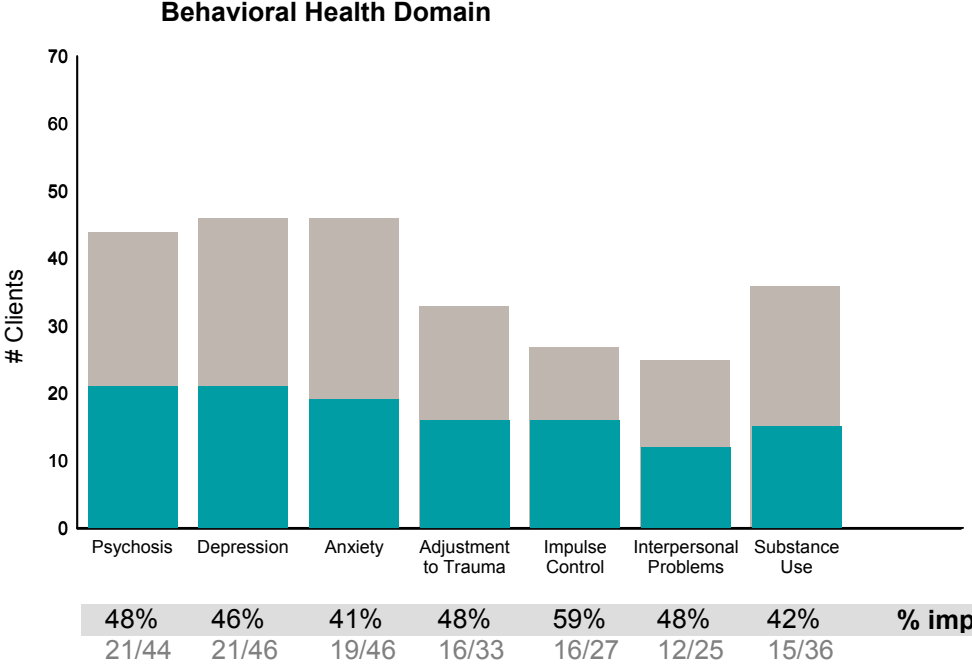


Item	% improvement
Physical /Medical	35% (21/60)
Family Functioning	25% (18/72)
Living Skills	27% (22/82)
Social Functioning	31% (30/97)
Residential Stability	34% (28/82)
Employ'm't	26% (12/46)
Medication Adherence	39% (20/51)
Cultural Stress	24% (5/21)
Danger to Self	57% (12/21)
Danger to Others	57% (13/23)
Self-Injurious Behavior	77% (10/13)
Grave Disability	28% (8/29)
Criminal Behavior	37% (21/57)
Exploitation	27% (6/22)

FY18-19 Objective A.2 ANSA Outcomes Item-Level Report
Citywide Linkage Team (89114MH)

Didn't Improve
 Improved
 This report looks at current ANSAs to see how many clients improved on items rated 2 or 3 from the prior ANSA.

Num of episodes w/ min. 2 ANSAs: **61** Average days between ANSAs: **159.4** % clients improved on min. 30% of actionable items: **77% (= 47/61)**



This report reflects data from 7/1/2018 - 6/30/2019

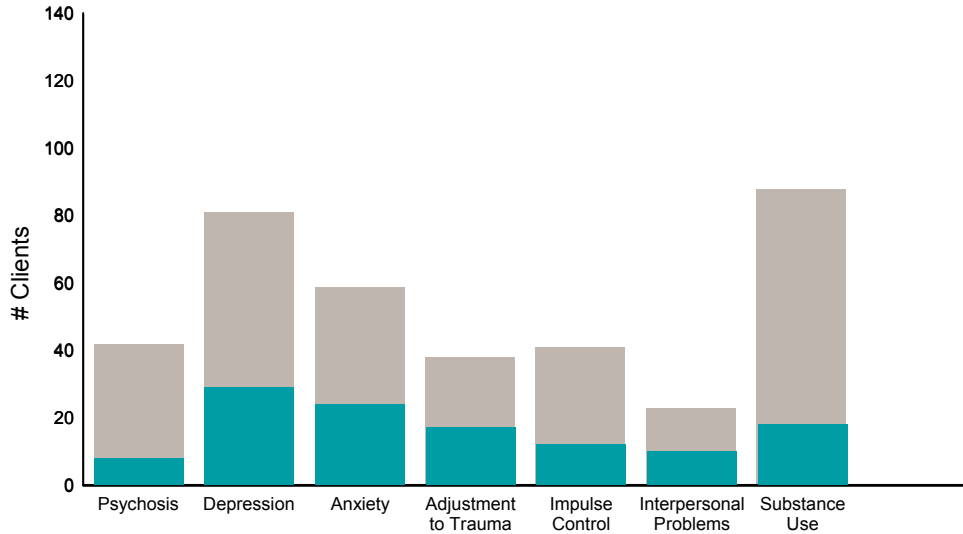


FY18-19 Objective A.2 ANSA Outcomes Item-Level Report
Citywide Svc for Supp Housing (8911SH)

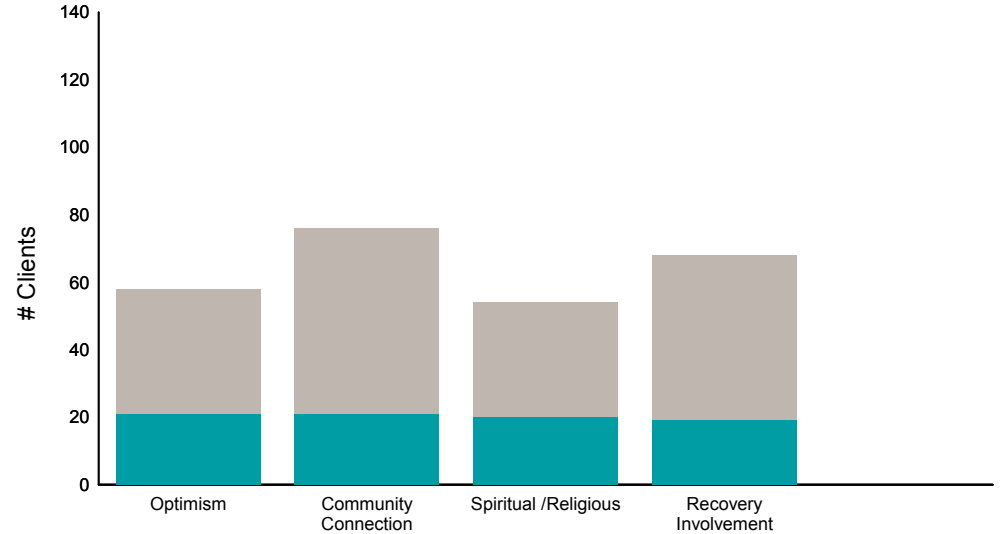
Didn't Improve
 Improved
 This report looks at current ANSAs to see how many clients improved on items rated 2 or 3 from the prior ANSA.

Num of episodes w/ min. 2 ANSAs: 122 Average days between ANSAs: 364.3 % clients improved on min. 30% of actionable items: **51% (= 60/118)**

Behavioral Health Domain

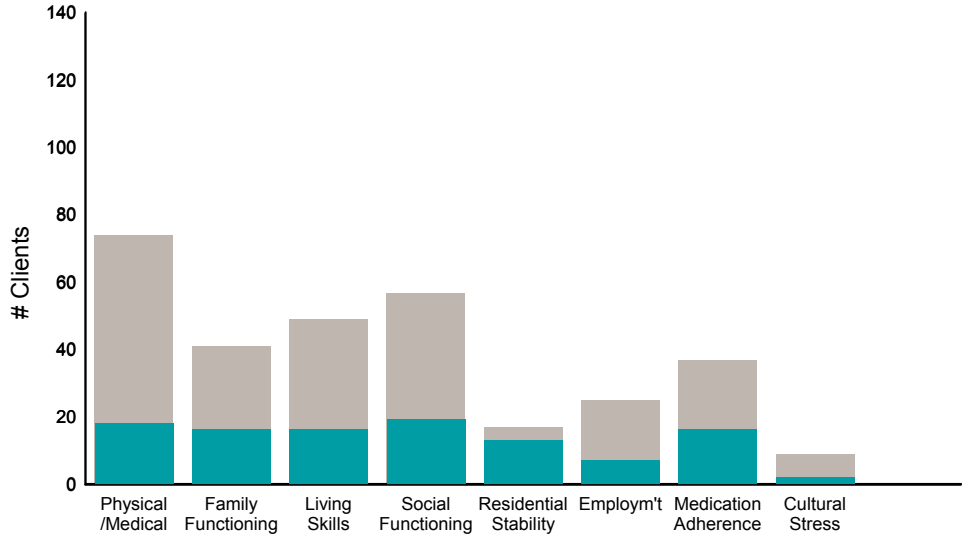


Strengths

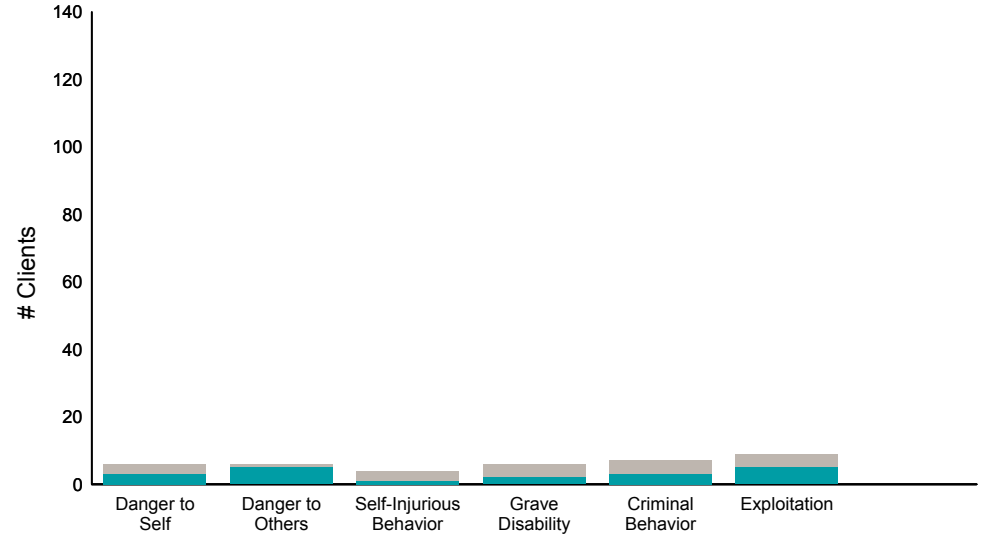


Item	% improvement
Psychosis	19% (8/42)
Depression	36% (29/81)
Anxiety	41% (24/59)
Adjustment to Trauma	45% (17/38)
Impulse Control	29% (12/41)
Interpersonal Problems	43% (10/23)
Substance Use	20% (18/88)
Optimism	36% (21/58)
Community Connection	28% (21/76)
Spiritual /Religious	37% (20/54)
Recovery Involvement	28% (19/68)

Life Domain Functioning



Risk Behaviors



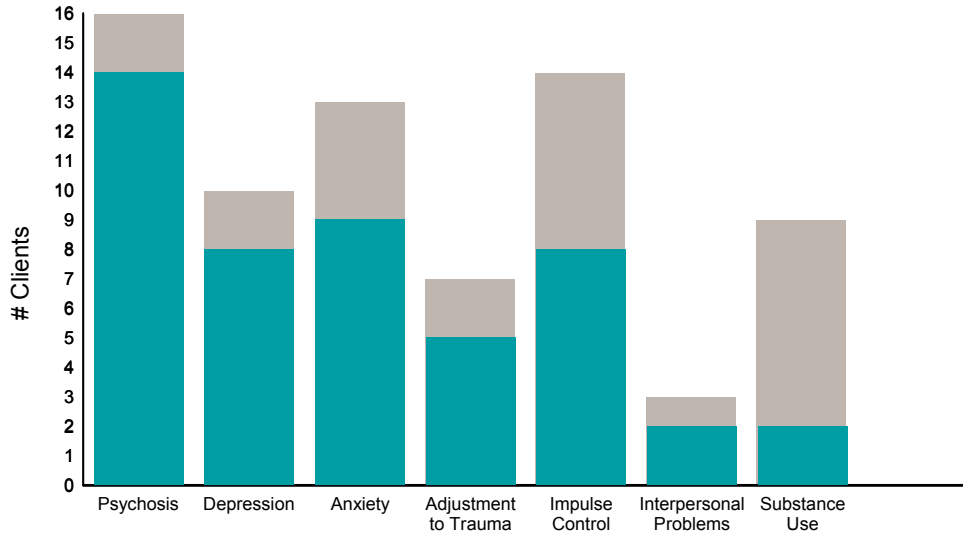
Item	% improvement
Physical /Medical	24% (18/74)
Family Functioning	39% (16/41)
Living Skills	33% (16/49)
Social Functioning	33% (19/57)
Residential Stability	76% (13/17)
Employ'm't	28% (7/25)
Medication Adherence	43% (16/37)
Cultural Stress	22% (2/9)
Danger to Self	50% (3/6)
Danger to Others	83% (5/6)
Self-Injurious Behavior	25% (1/4)
Grave Disability	33% (2/6)
Criminal Behavior	43% (3/7)
Exploitation	56% (5/9)

FY18-19 Objective A.2 ANSA Outcomes Item-Level Report
Citywide-Assisted Outpatient (8911AO)

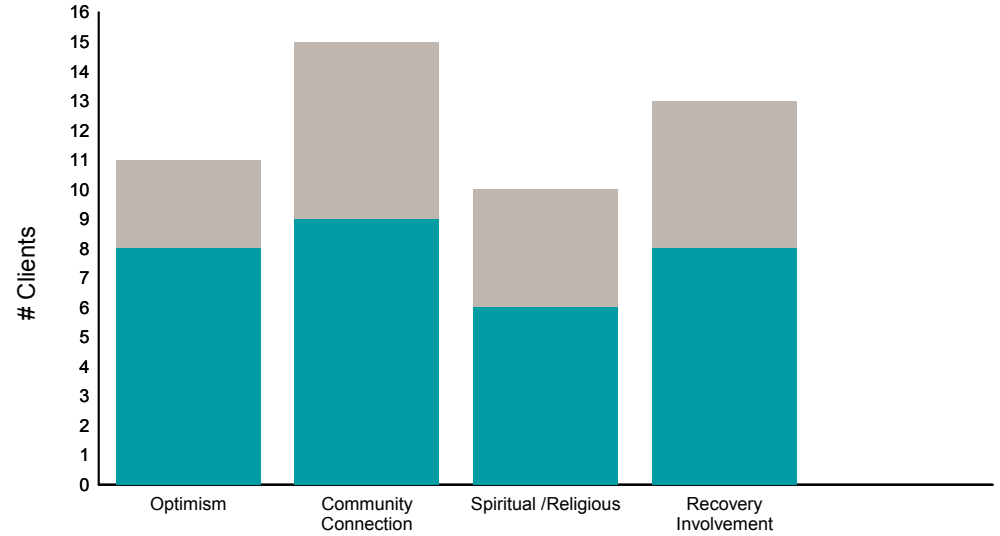
Didn't Improve
 Improved
 This report looks at current ANSAs to see how many clients improved on items rated 2 or 3 from the prior ANSA.

Num of episodes w/ min. 2 ANSAs: 16 Average days between ANSAs: 244.9 % clients improved on min. 30% of actionable items: **100% (= 16/16)**

Behavioral Health Domain

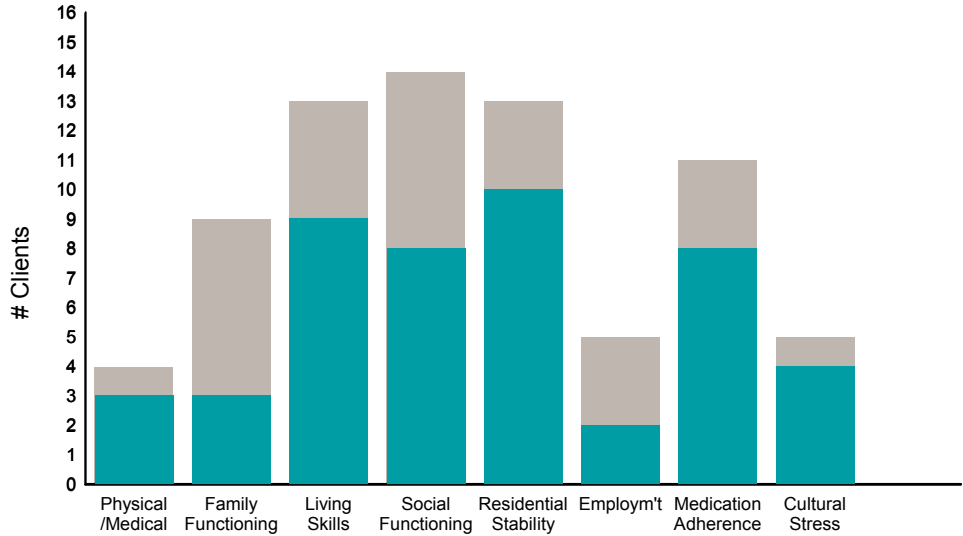


Strengths

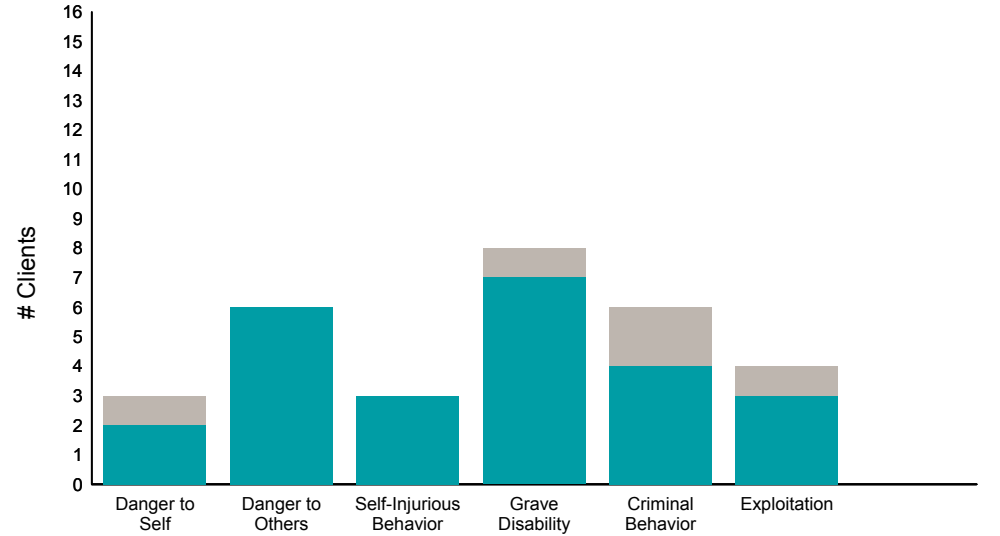


Item	% improvement
Psychosis	88% (14/16)
Depression	80% (8/10)
Anxiety	69% (9/13)
Adjustment to Trauma	71% (5/7)
Impulse Control	57% (8/14)
Interpersonal Problems	67% (2/3)
Substance Use	22% (2/9)
Optimism	73% (8/11)
Community Connection	60% (9/15)
Spiritual /Religious	60% (6/10)
Recovery Involvement	62% (8/13)

Life Domain Functioning



Risk Behaviors



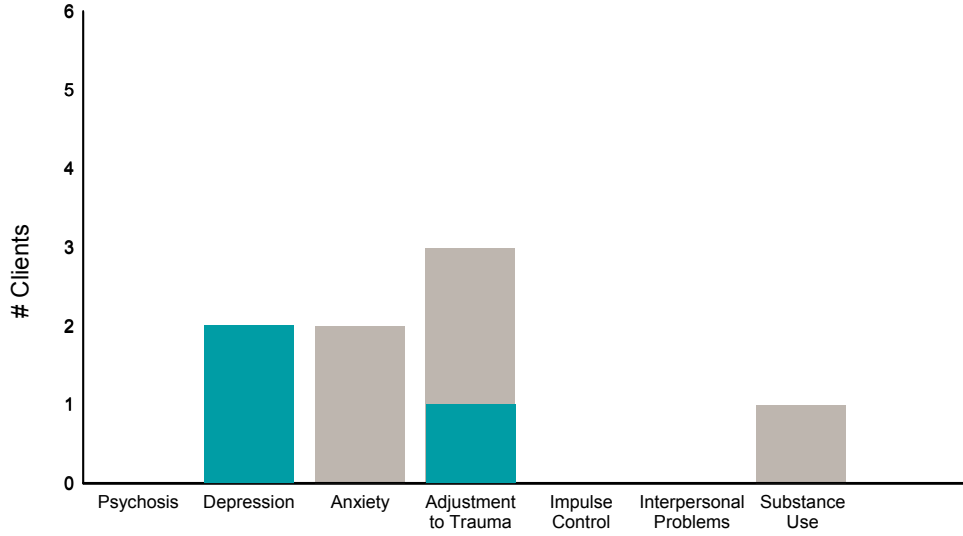
Item	% improvement
Physical /Medical	75% (3/4)
Family Functioning	33% (3/9)
Living Skills	69% (9/13)
Social Functioning	57% (8/14)
Residential Stability	77% (10/13)
Employ'm't	40% (2/5)
Medication Adherence	73% (8/11)
Cultural Stress	80% (4/5)
Danger to Self	67% (2/3)
Danger to Others	100% (6/6)
Self-Injurious Behavior	100% (3/3)
Grave Disability	88% (7/8)
Criminal Behavior	67% (4/6)
Exploitation	75% (3/4)

FY18-19 Objective A.2 ANSA Outcomes Item-Level Report
CJCBHS VIP Child Abuse Inter Prg(881010)

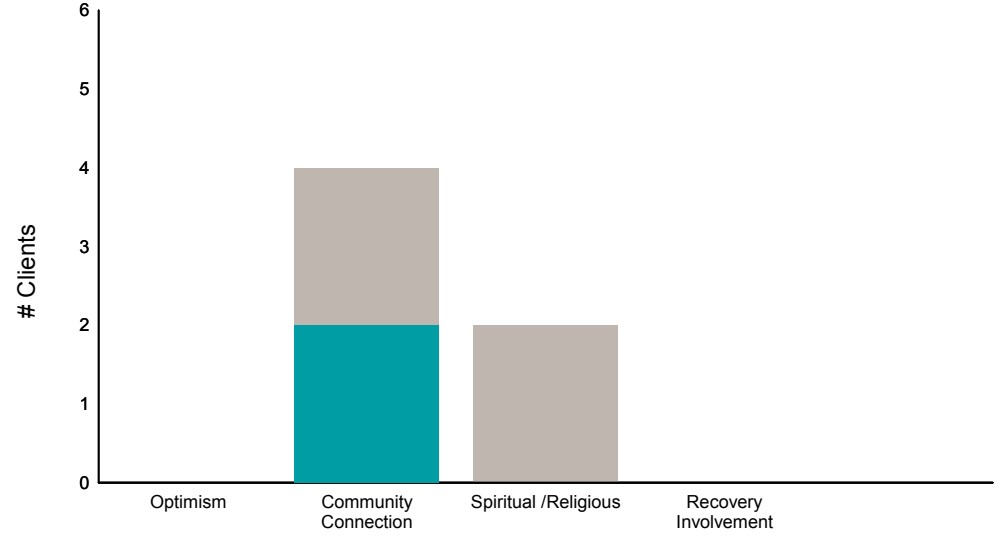
Didn't Improve
 Improved
 This report looks at current ANSAs to see how many clients improved on items rated 2 or 3 from the prior ANSA.

Num of episodes w/ min. 2 ANSAs: **6**
 Average days between ANSAs: **226.0**
 % clients improved on min. 30% of actionable items: **83% (= 5/6)**

Behavioral Health Domain

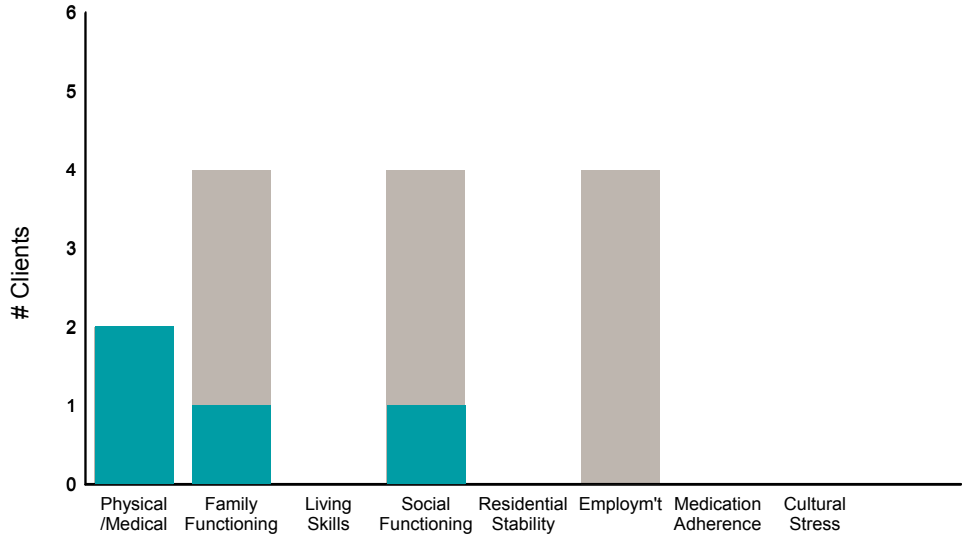


Strengths

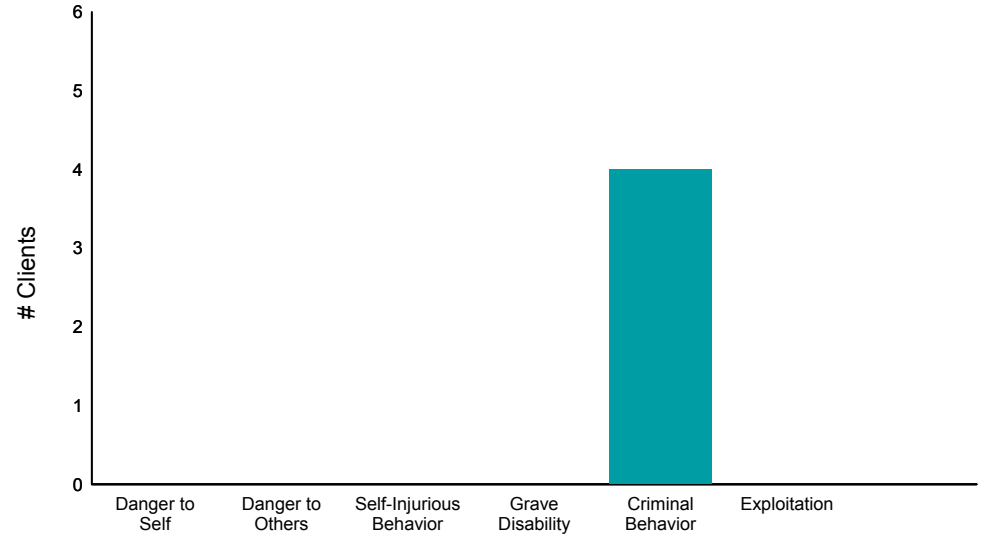


Item	Improved	Didn't Improve	% improvement
Psychosis	0/0	0/0	0%
Depression	2/2	0/0	100%
Anxiety	0/2	2/2	0%
Adjustment to Trauma	1/3	2/3	33%
Impulse Control	0/0	0/0	0%
Interpersonal Problems	0/0	0/0	0%
Substance Use	0/1	1/1	0%
% improvement			
Optimism	0/0	0/0	0%
Community Connection	2/4	2/4	50%
Spiritual /Religious	0/2	2/2	0%
Recovery Involvement	0/0	0/0	0%

Life Domain Functioning



Risk Behaviors



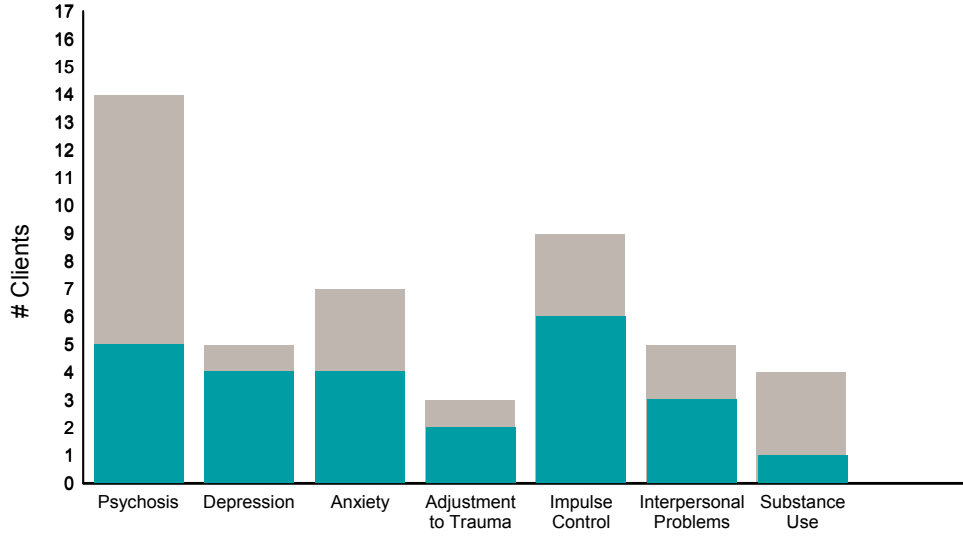
Item	Improved	Didn't Improve	% improvement
Physical /Medical	2/2	0/0	100%
Family Functioning	1/4	3/4	25%
Living Skills	0/0	0/0	0%
Social Functioning	1/4	3/4	25%
Residential Stability	0/0	0/0	0%
Employm't	0/4	4/4	0%
Medication Adherence	0/0	0/0	0%
Cultural Stress	0/0	0/0	0%
% improvement			
Danger to Self	0/0	0/0	0%
Danger to Others	0/0	0/0	0%
Self-Injurious Behavior	0/0	0/0	0%
Grave Disability	0/0	0/0	0%
Criminal Behavior	4/4	0/0	100%
Exploitation	0/0	0/0	0%

FY18-19 Objective A.2 ANSA Outcomes Item-Level Report
Clay Street Residential & Day Treatment (89851, 89852)

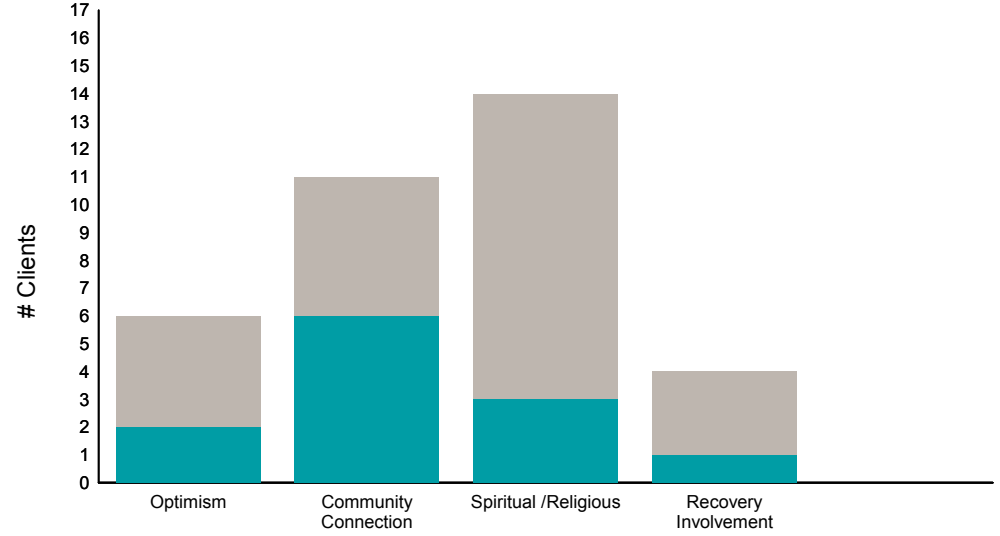
Didn't Improve
 Improved
 This report looks at current ANSAs to see how many clients improved on items rated 2 or 3 from the prior ANSA.

Num of episodes w/ min. 2 ANSAs: 17 Average days between ANSAs: 184.6 % clients improved on min. 30% of actionable items: **65% (= 11/17)**

Behavioral Health Domain

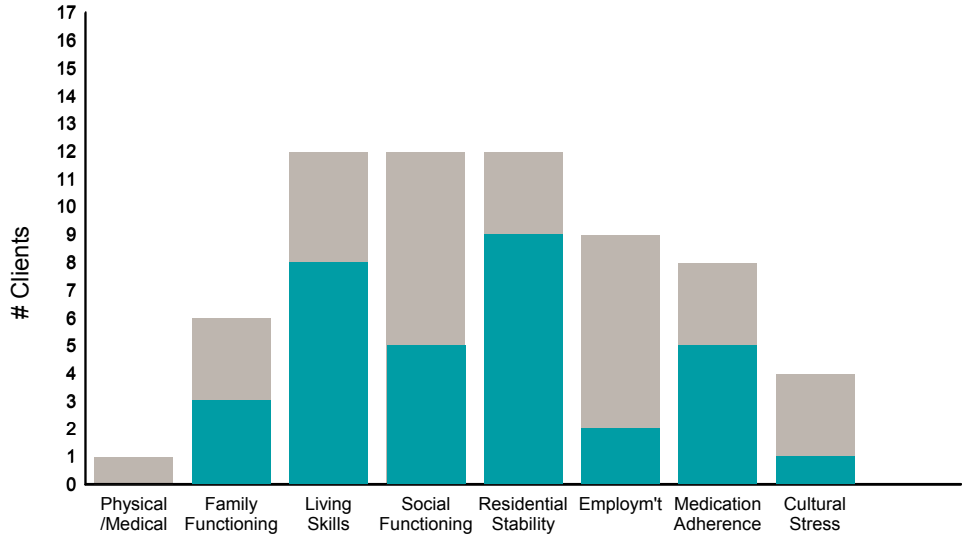


Strengths

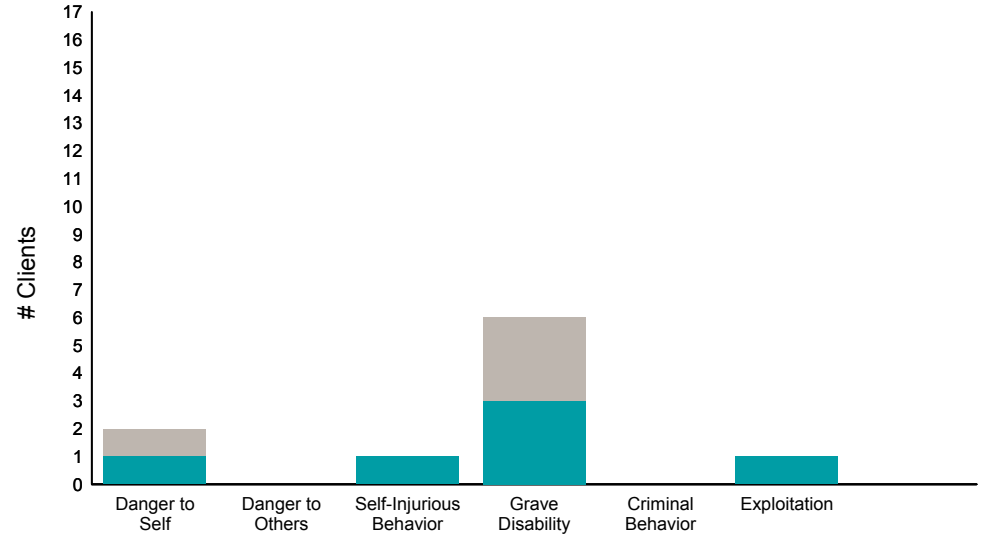


Item	% improvement
Psychosis	36% (5/14)
Depression	80% (4/5)
Anxiety	57% (4/7)
Adjustment to Trauma	67% (2/3)
Impulse Control	67% (6/9)
Interpersonal Problems	60% (3/5)
Substance Use	25% (1/4)
Optimism	33% (2/6)
Community Connection	55% (6/11)
Spiritual /Religious	21% (3/14)
Recovery Involvement	25% (1/4)

Life Domain Functioning



Risk Behaviors



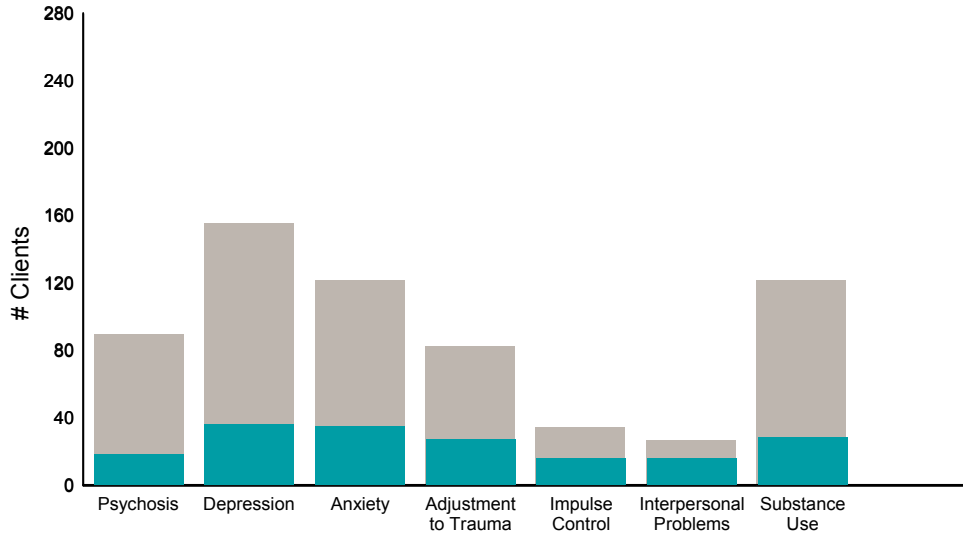
Item	% improvement
Physical /Medical	0% (0/1)
Family Functioning	50% (3/6)
Living Skills	67% (8/12)
Social Functioning	42% (5/12)
Residential Stability	75% (9/12)
Employ'm't	22% (2/9)
Medication Adherence	63% (5/8)
Cultural Stress	25% (1/4)
Danger to Self	50% (1/2)
Danger to Others	0% (0/0)
Self-Injurious Behavior	100% (1/1)
Grave Disability	50% (3/6)
Criminal Behavior	0% (0/0)
Exploitation	100% (1/1)

FY18-19 Objective A.2 ANSA Outcomes Item-Level Report
Conard House Outpatient Services (89492)

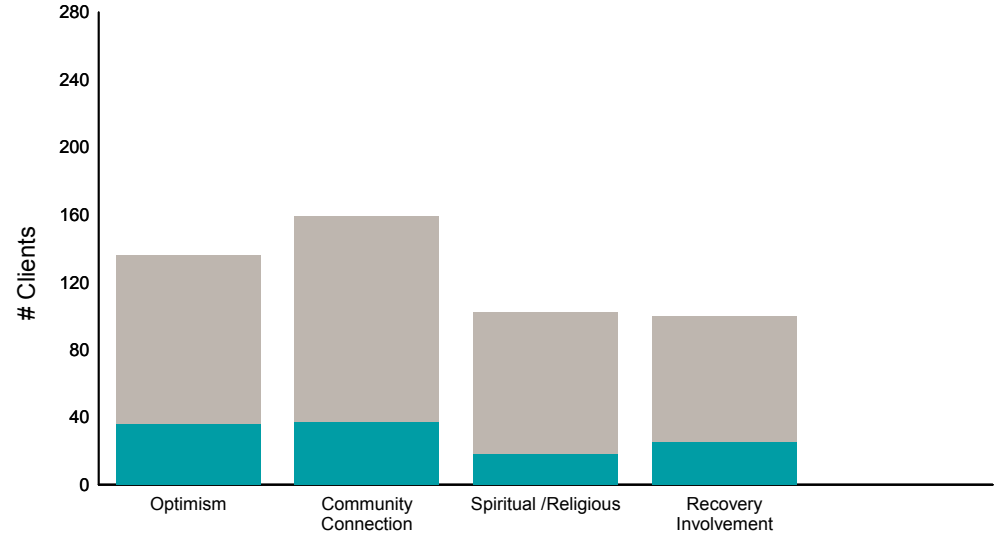
Didn't Improve
 Improved
 This report looks at current ANSAs to see how many clients improved on items rated 2 or 3 from the prior ANSA.

Num of episodes w/ min. 2 ANSAs: 256 Average days between ANSAs: 333.6 % clients improved on min. 30% of actionable items: **46% (= 114/250)**

Behavioral Health Domain

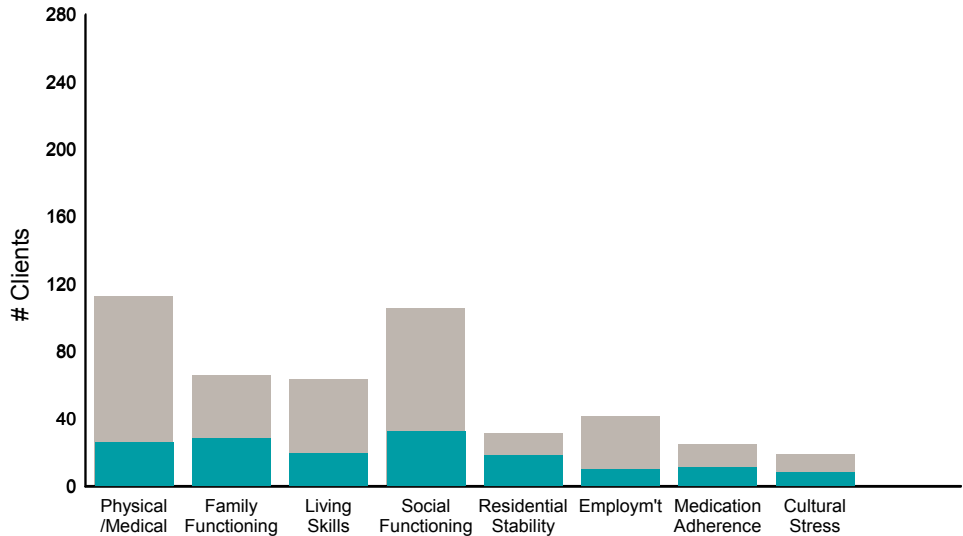


Strengths

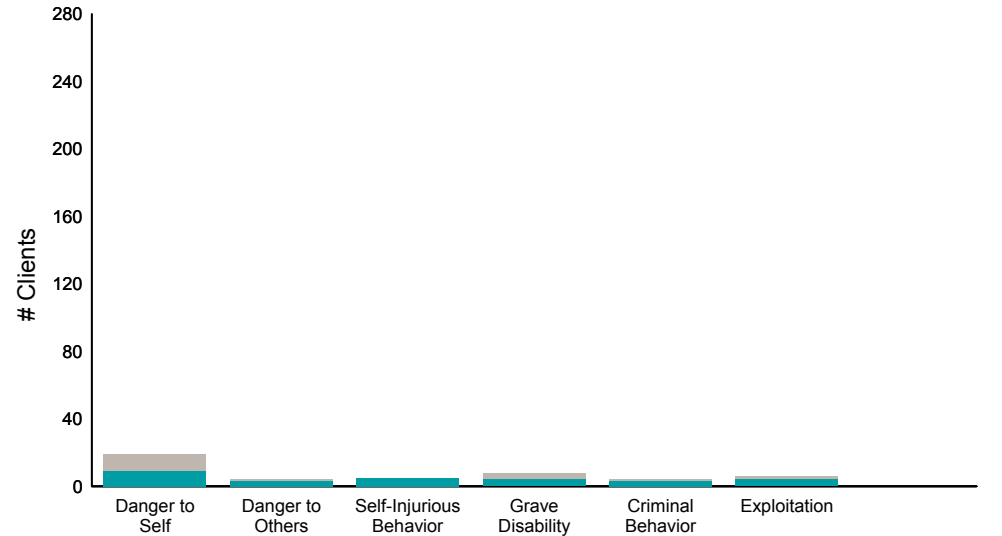


Item	% improvement
Psychosis	20% (18/90)
Depression	23% (36/156)
Anxiety	29% (35/122)
Adjustment to Trauma	33% (27/83)
Impulse Control	46% (16/35)
Interpersonal Problems	59% (16/27)
Substance Use	23% (28/122)
Optimism	26% (36/136)
Community Connection	23% (37/159)
Spiritual /Religious	18% (18/102)
Recovery Involvement	25% (25/100)

Life Domain Functioning



Risk Behaviors



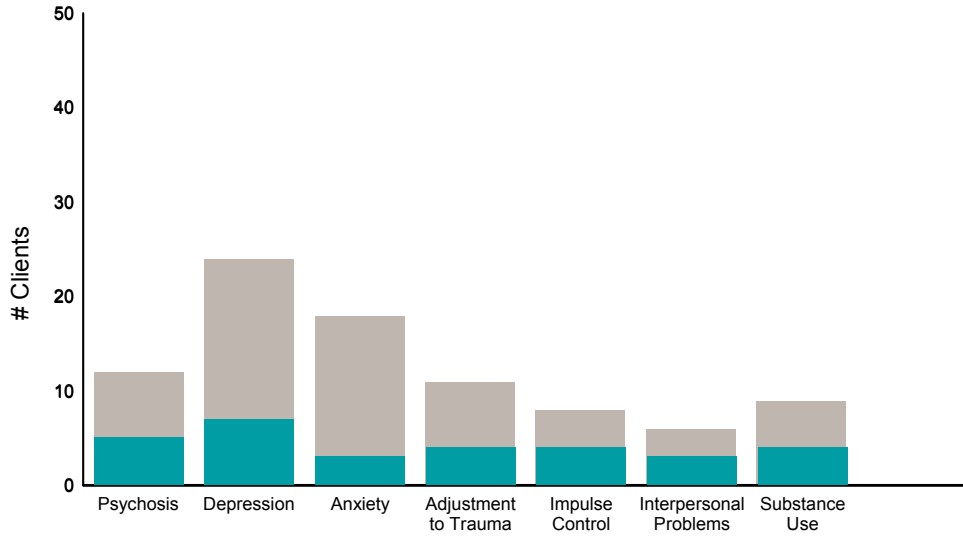
Item	% improvement
Physical /Medical	23% (26/113)
Family Functioning	42% (28/66)
Living Skills	30% (19/64)
Social Functioning	30% (32/106)
Residential Stability	56% (18/32)
Employ'm't	24% (10/42)
Medication Adherence	44% (11/25)
Cultural Stress	42% (8/19)
Danger to Self	47% (9/19)
Danger to Others	75% (3/4)
Self-Injurious Behavior	100% (5/5)
Grave Disability	50% (4/8)
Criminal Behavior	75% (3/4)
Exploitation	67% (4/6)

FY18-19 Objective A.2 ANSA Outcomes Item-Level Report
Cooperative Apartment P.P Opt (3838OP)

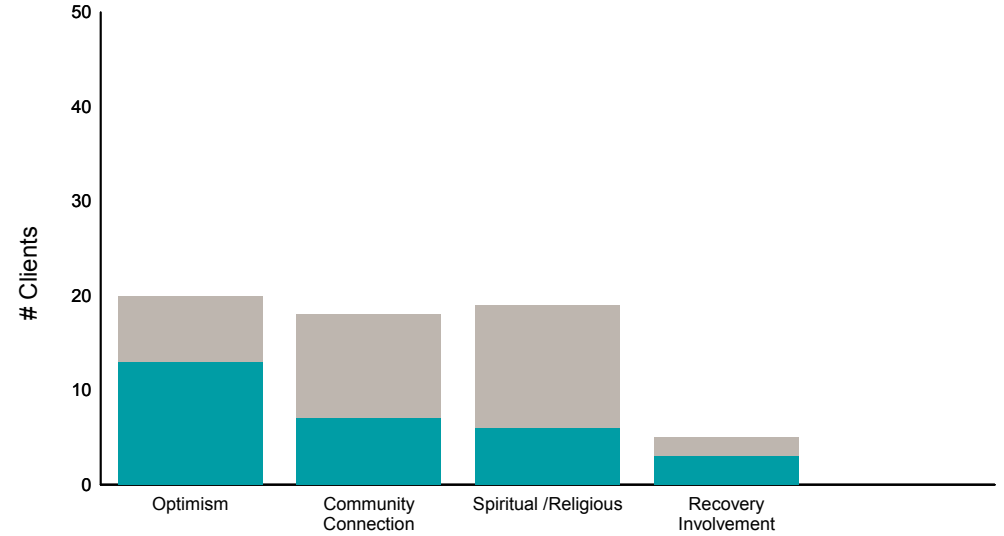
Didn't Improve
 Improved
 This report looks at current ANSAs to see how many clients improved on items rated 2 or 3 from the prior ANSA.

Num of episodes w/ min. 2 ANSAs: 47 Average days between ANSAs: 380.4 % clients improved on min. 30% of actionable items: **63% (= 27/43)**

Behavioral Health Domain

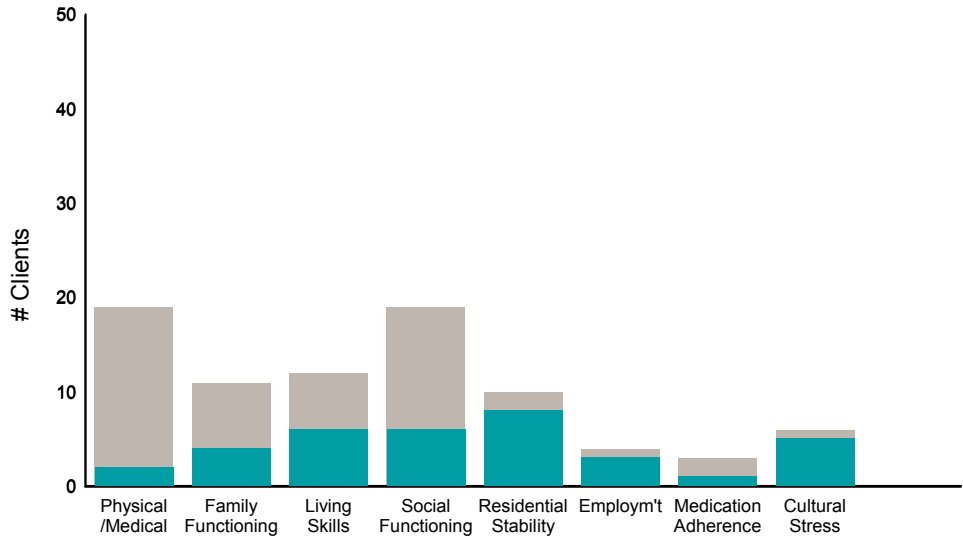


Strengths

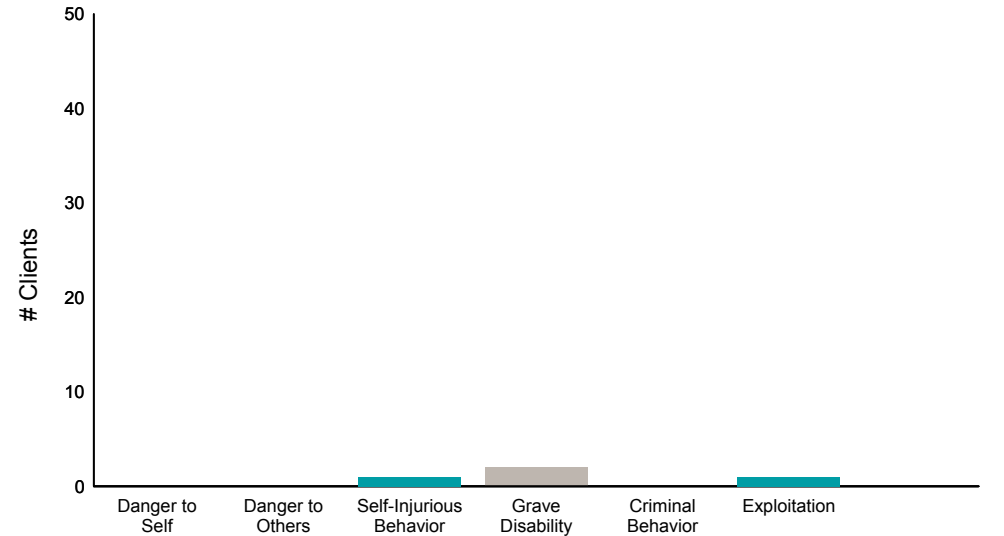


Item	% improvement	Item	% improvement
Psychosis	42%	Optimism	65%
Depression	29%	Community Connection	39%
Anxiety	17%	Spiritual /Religious	32%
Adjustment to Trauma	36%	Recovery Involvement	60%
Impulse Control	50%		
Interpersonal Problems	50%		
Substance Use	44%		

Life Domain Functioning



Risk Behaviors



Item	% improvement	Item	% improvement
Physical /Medical	11%	Danger to Self	0%
Family Functioning	36%	Danger to Others	0%
Living Skills	50%	Self-Injurious Behavior	100%
Social Functioning	32%	Grave Disability	0%
Residential Stability	80%	Criminal Behavior	0%
Employ'm't	75%	Exploitation	100%
Medication Adherence	33%		
Cultural Stress	83%		

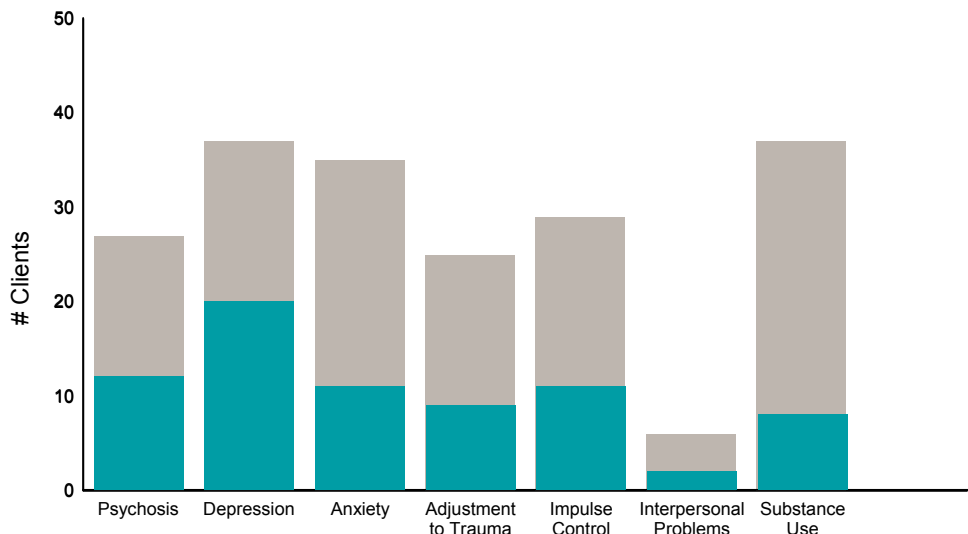
This report reflects data from 7/1/2018 - 6/30/2019

FY18-19 Objective A.2 ANSA Outcomes Item-Level Report
Cortland House Residential Prog (38631)

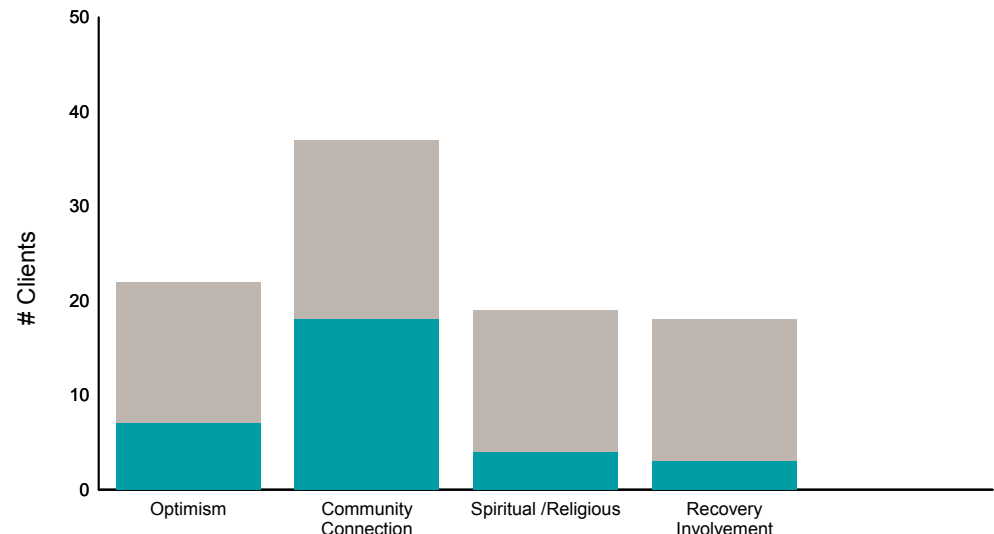
Didn't Improve
 Improved
 This report looks at current ANSAs to see how many clients improved on items rated 2 or 3 from the prior ANSA.

Num of episodes w/ min. 2 ANSAs: **48** Average days between ANSAs: **82.7** % clients improved on min. 30% of actionable items: **60% (= 29/48)**

Behavioral Health Domain

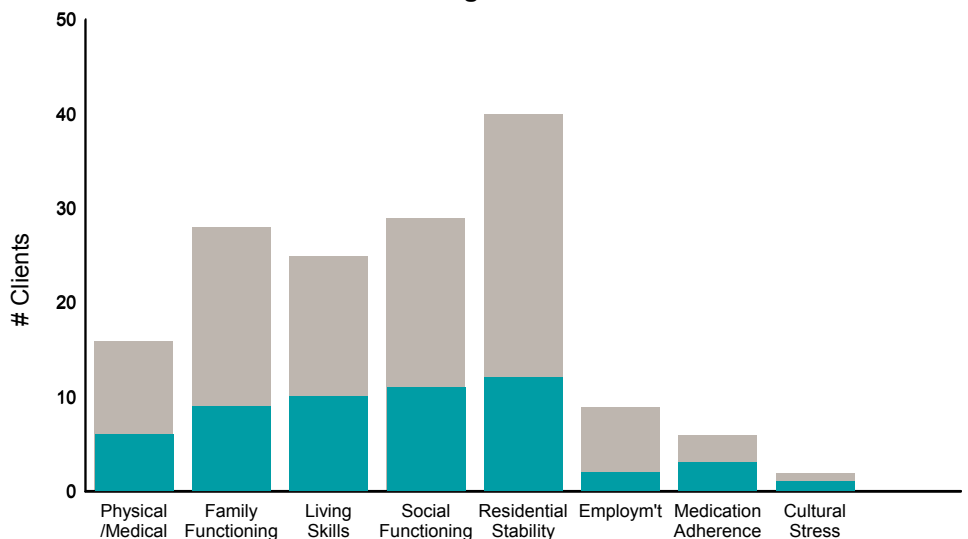


Strengths

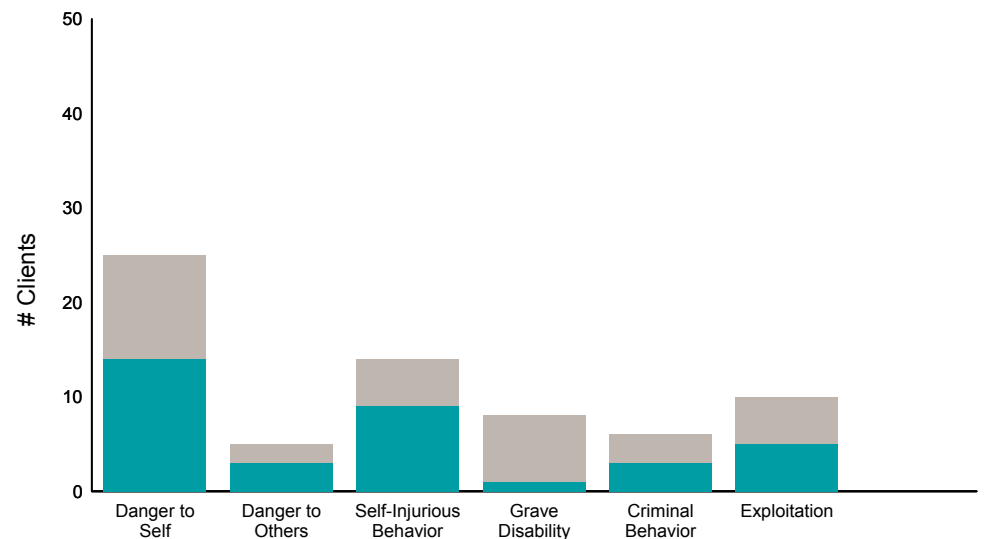


Item	% improvement
Psychosis	44% (12/27)
Depression	54% (20/37)
Anxiety	31% (11/35)
Adjustment to Trauma	36% (9/25)
Impulse Control	38% (11/29)
Interpersonal Problems	33% (2/6)
Substance Use	22% (8/37)
Optimism	32% (7/22)
Community Connection	49% (18/37)
Spiritual /Religious	21% (4/19)
Recovery Involvement	17% (3/18)

Life Domain Functioning



Risk Behaviors

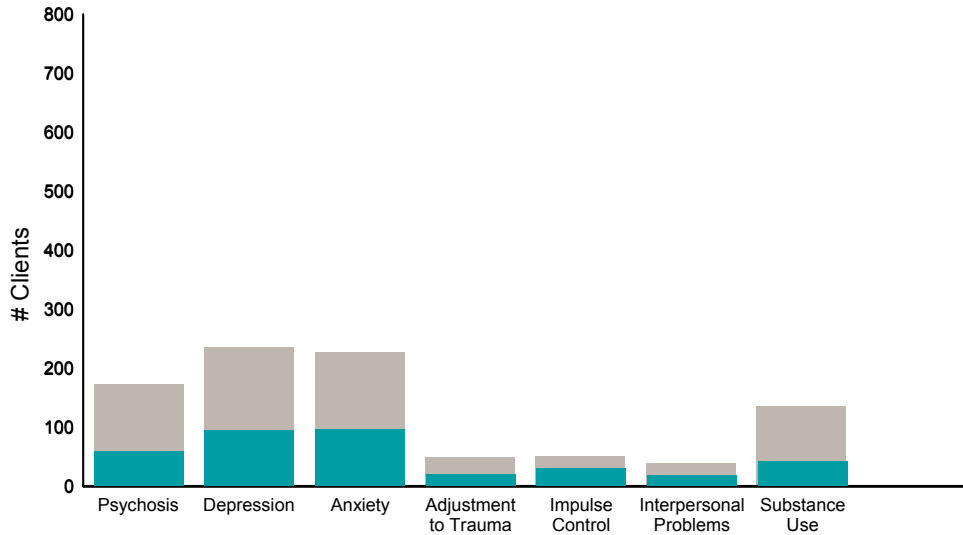


Item	% improvement
Physical /Medical	38% (6/16)
Family Functioning	32% (9/28)
Living Skills	40% (10/25)
Social Functioning	38% (11/29)
Residential Stability	30% (12/40)
Employ'm't	22% (2/9)
Medication Adherence	50% (3/6)
Cultural Stress	50% (1/2)
Danger to Self	56% (14/25)
Danger to Others	60% (3/5)
Self-Injurious Behavior	64% (9/14)
Grave Disability	13% (1/8)
Criminal Behavior	50% (3/6)
Exploitation	50% (5/10)

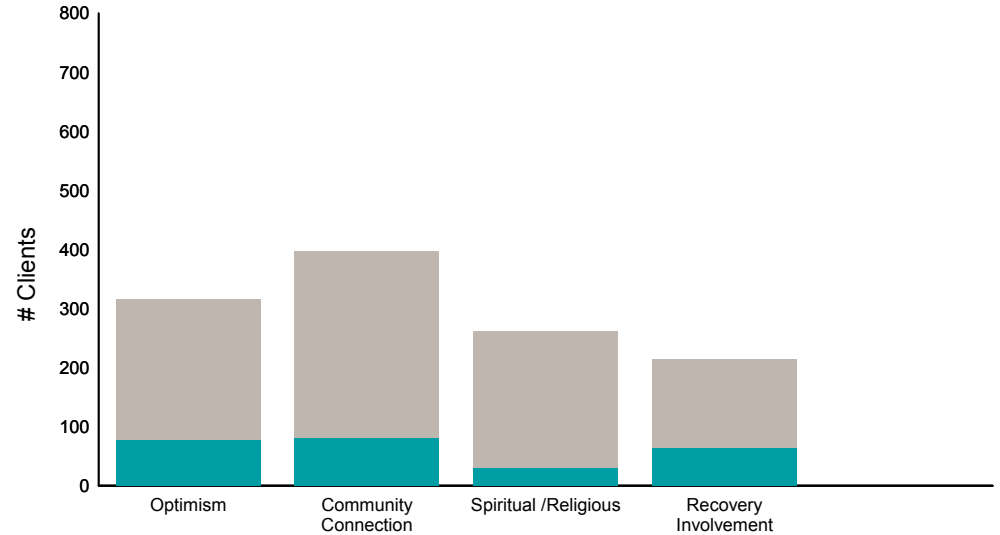
Didn't Improve
 Improved
 This report looks at current ANSAs to see how many clients improved on items rated 2 or 3 from the prior ANSA.

Num of episodes w/ min. 2 ANSAs: 795 Average days between ANSAs: 355.2 % clients improved on min. 30% of actionable items: **48% (= 326/682)**

Behavioral Health Domain



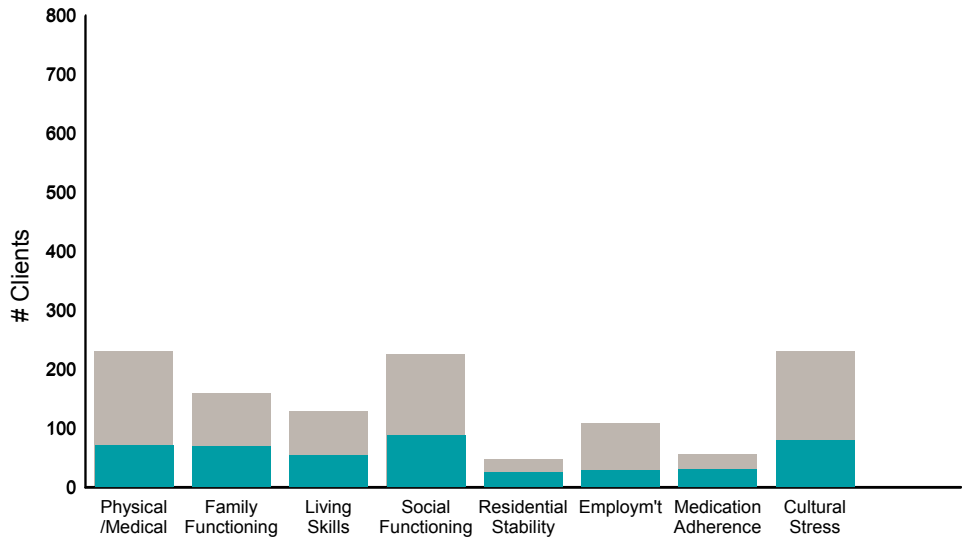
Strengths



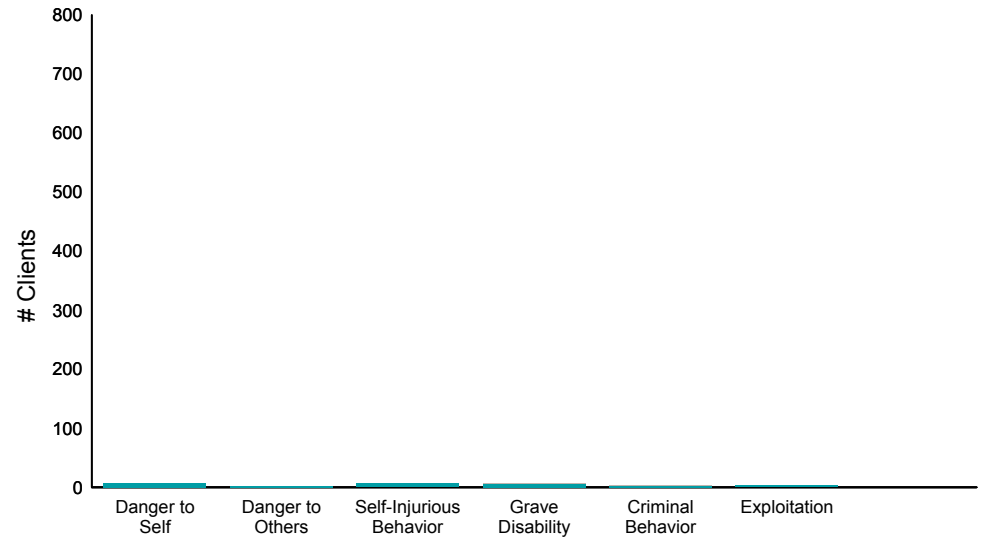
Item	% improvement
Psychosis	34%
Depression	40%
Anxiety	42%
Adjustment to Trauma	38%
Impulse Control	56%
Interpersonal Problems	45%
Substance Use	30%
Optimism	24%
Community Connection	20%
Spiritual /Religious	11%
Recovery Involvement	29%

59/174	94/236	95/228	19/50	29/52	18/40	41/137
--------	--------	--------	-------	-------	-------	--------

Life Domain Functioning



Risk Behaviors



Item	% improvement
Physical /Medical	31%
Family Functioning	42%
Living Skills	41%
Social Functioning	39%
Residential Stability	52%
Employ'm't	25%
Medication Adherence	53%
Cultural Stress	34%
Danger to Self	100%
Danger to Others	100%
Self-Injurious Behavior	100%
Grave Disability	83%
Criminal Behavior	50%
Exploitation	75%

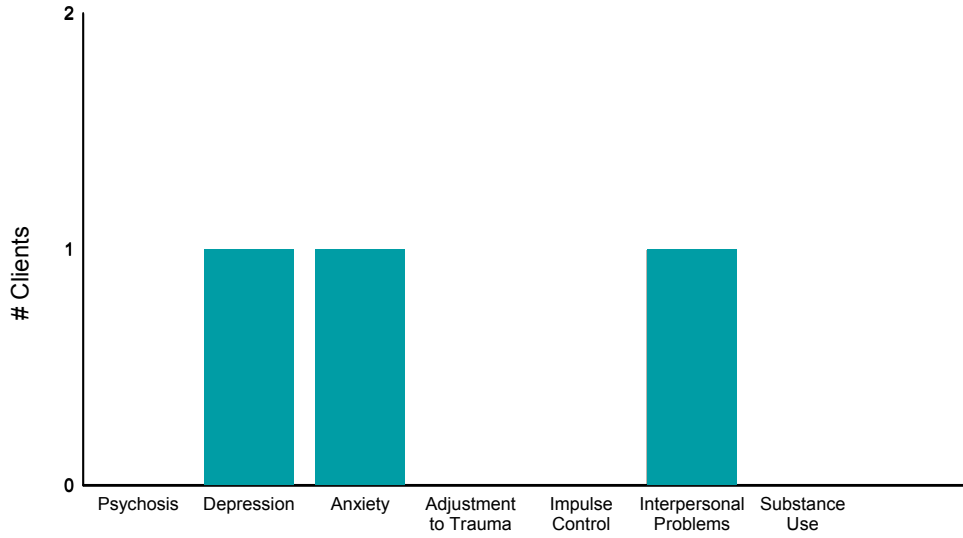
71/232	68/161	53/129	88/227	25/48	28/110	30/57	78/231
--------	--------	--------	--------	-------	--------	-------	--------

FY18-19 Objective A.2 ANSA Outcomes Item-Level Report
Curry Senior Center Behavioral H(38ISBH)

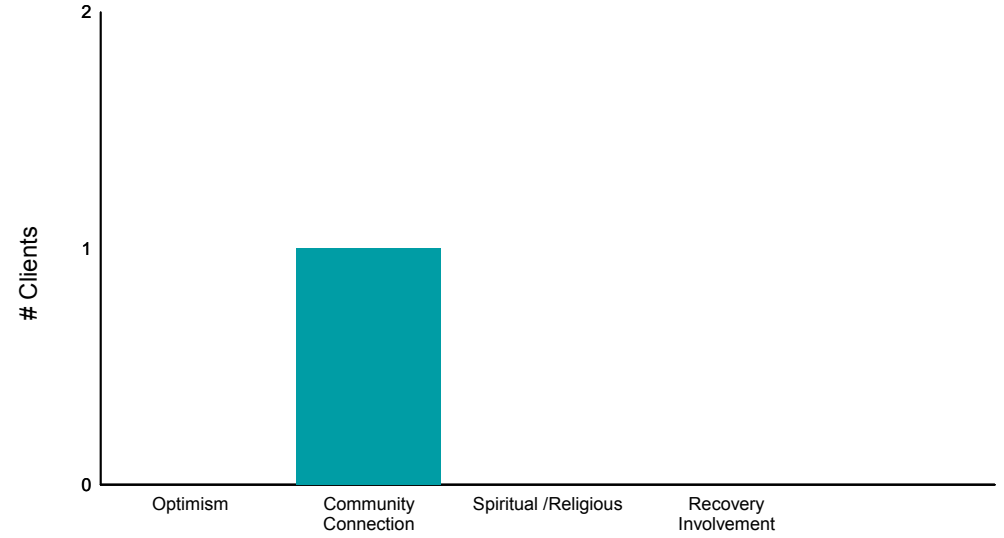
Didn't Improve
 Improved
 This report looks at current ANSAs to see how many clients improved on items rated 2 or 3 from the prior ANSA.

Num of episodes w/ min. 2 ANSAs: **2** Average days between ANSAs: **504.0** % clients improved on min. 30% of actionable items: **100% (= 2/2)**

Behavioral Health Domain

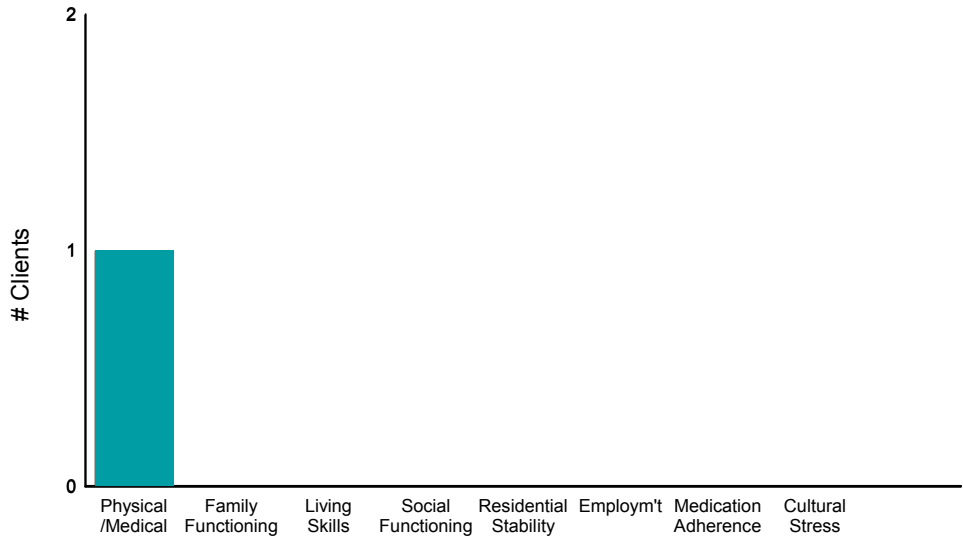


Strengths




0%	100%	100%	0%	0%	100%	0%	% improvement	0%	100%	0%	0%
0/0	1/1	1/1	0/0	0/0	1/1	0/0		0/0	1/1	0/0	0/0

Life Domain Functioning



Risk Behaviors



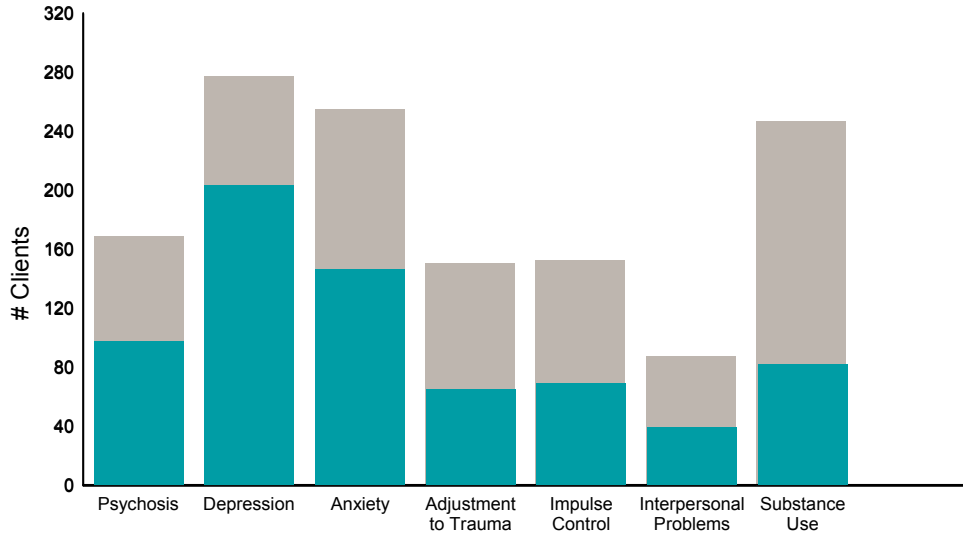
100%	0%	0%	0%	0%	0%	0%	0%	% improvement	0%	0%	0%	0%	0%	0%
1/1	0/0	0/0	0/0	0/0	/0	/0	0/0		0/0	0/0	0/0	/0	0/0	0/0

FY18-19 Objective A.2 ANSA Outcomes Item-Level Report
Dore House Crisis Res & OP (38GM3 & 38GM1)

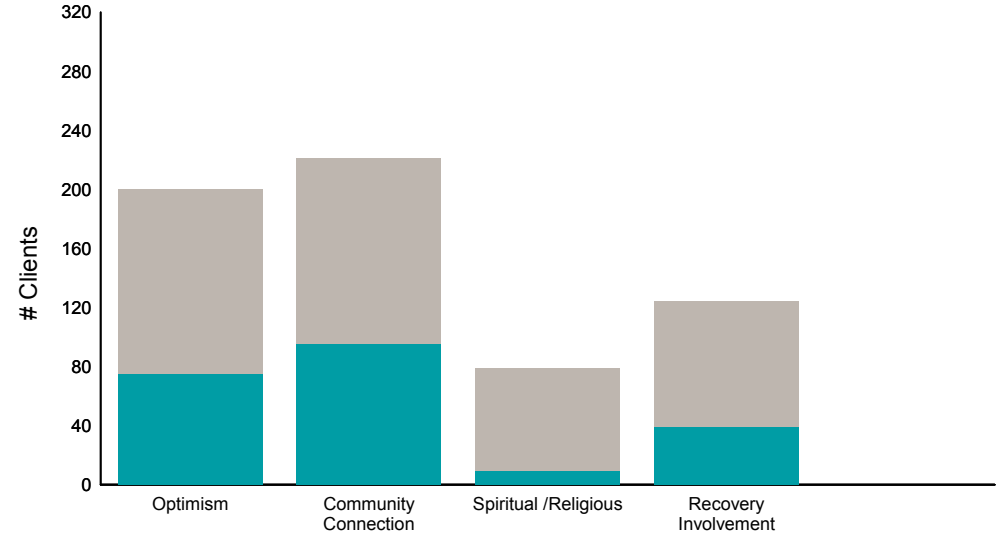
Didn't Improve
 Improved
 This report looks at current ANSAs to see how many clients improved on items rated 2 or 3 from the prior ANSA.

Num of episodes w/ min. 2 ANSAs: 295 Average days between ANSAs: 35.7 % clients improved on min. 30% of actionable items: **73% (= 215/295)**

Behavioral Health Domain

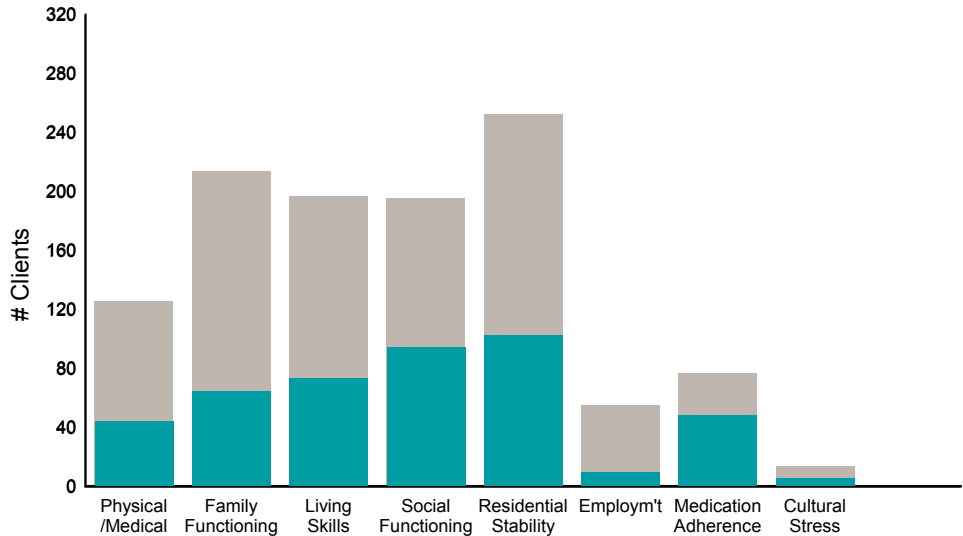


Strengths

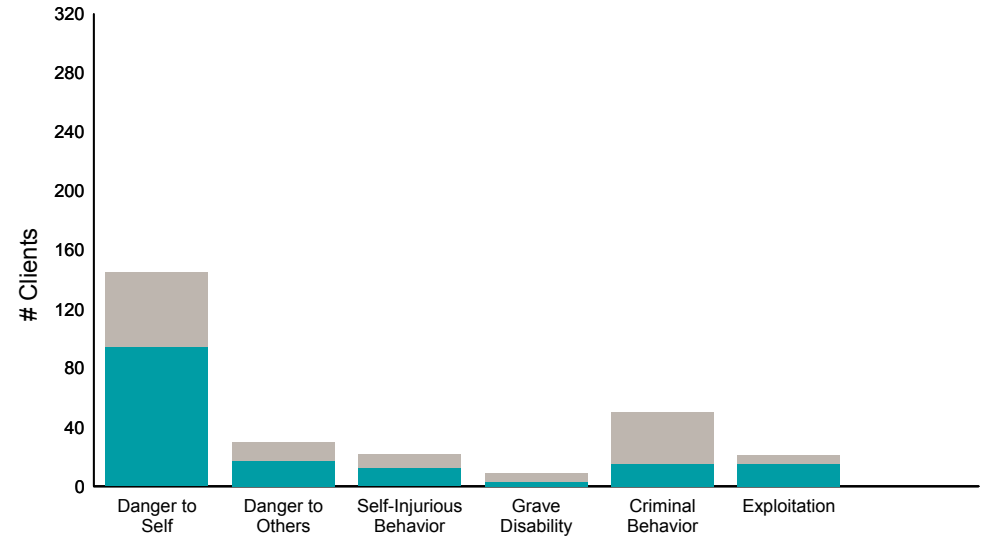


Item	% improvement
Psychosis	57%
Depression	73%
Anxiety	57%
Adjustment to Trauma	43%
Impulse Control	45%
Interpersonal Problems	44%
Substance Use	33%
Optimism	38%
Community Connection	43%
Spiritual /Religious	11%
Recovery Involvement	31%

Life Domain Functioning



Risk Behaviors



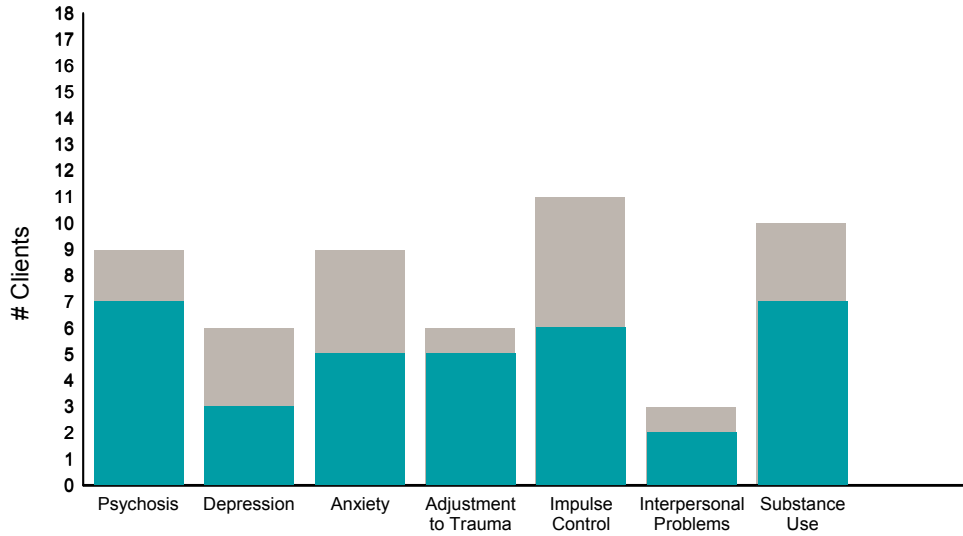
Item	% improvement
Physical /Medical	35%
Family Functioning	30%
Living Skills	37%
Social Functioning	48%
Residential Stability	40%
Employ'm't	16%
Medication Adherence	62%
Cultural Stress	36%
Danger to Self	65%
Danger to Others	57%
Self-Injurious Behavior	55%
Grave Disability	33%
Criminal Behavior	30%
Exploitation	71%

FY18-19 Objective A.2 ANSA Outcomes Item-Level Report
Dorine Loso House Resid and Day Tx (38GH1, 38GH2)

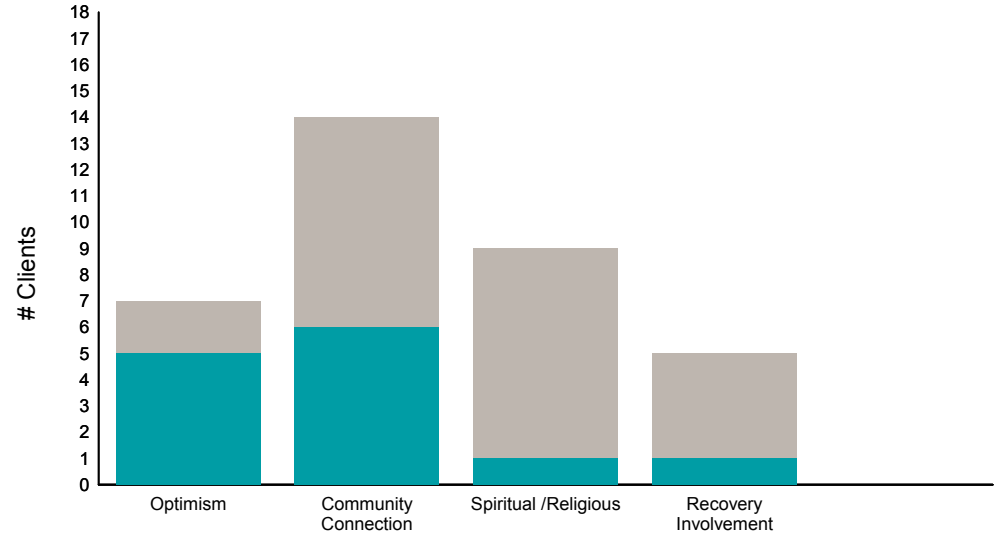
Didn't Improve
 Improved
 This report looks at current ANSAs to see how many clients improved on items rated 2 or 3 from the prior ANSA.

Num of episodes w/ min. 2 ANSAs: 18 Average days between ANSAs: 193.8 % clients improved on min. 30% of actionable items: **88% (= 15/17)**

Behavioral Health Domain

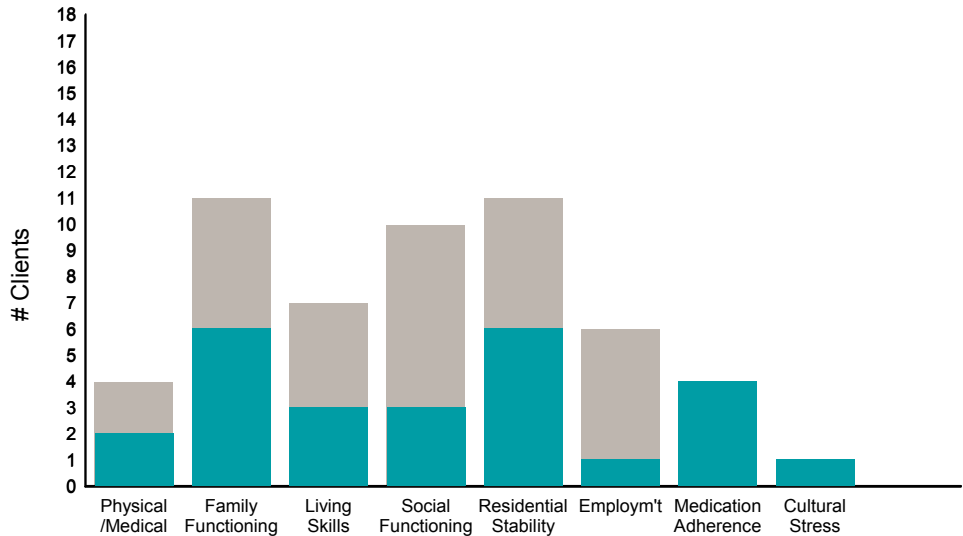


Strengths

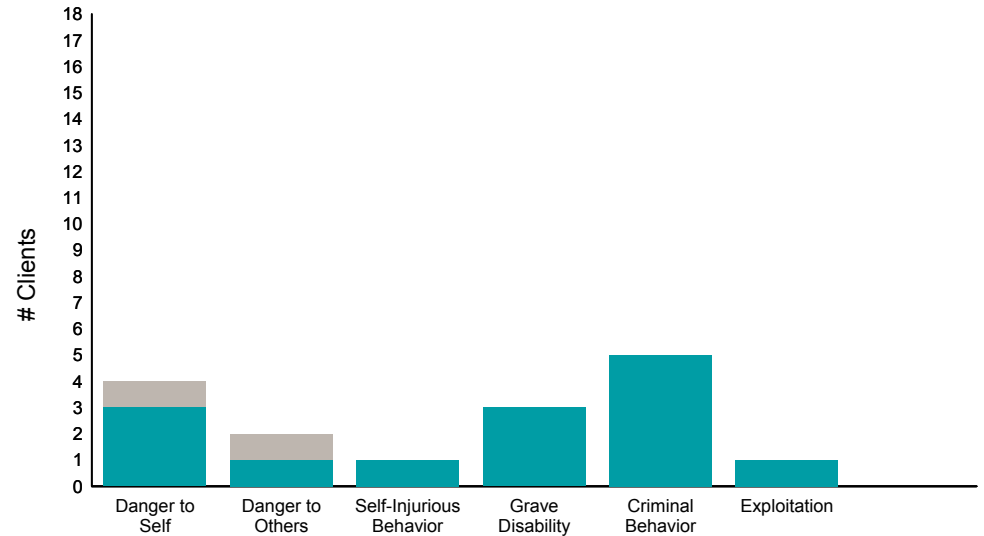


Item	% improvement
Psychosis	78% (7/9)
Depression	50% (3/6)
Anxiety	56% (5/9)
Adjustment to Trauma	83% (5/6)
Impulse Control	55% (6/11)
Interpersonal Problems	67% (2/3)
Substance Use	70% (7/10)
Optimism	71% (5/7)
Community Connection	43% (6/14)
Spiritual /Religious	11% (1/9)
Recovery Involvement	20% (1/5)

Life Domain Functioning



Risk Behaviors

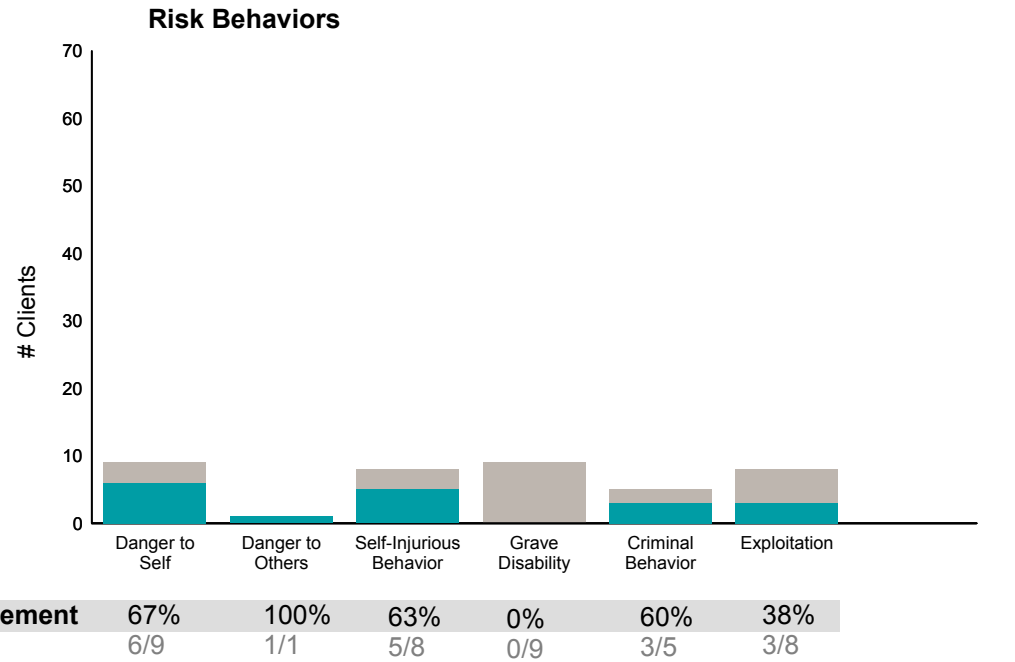
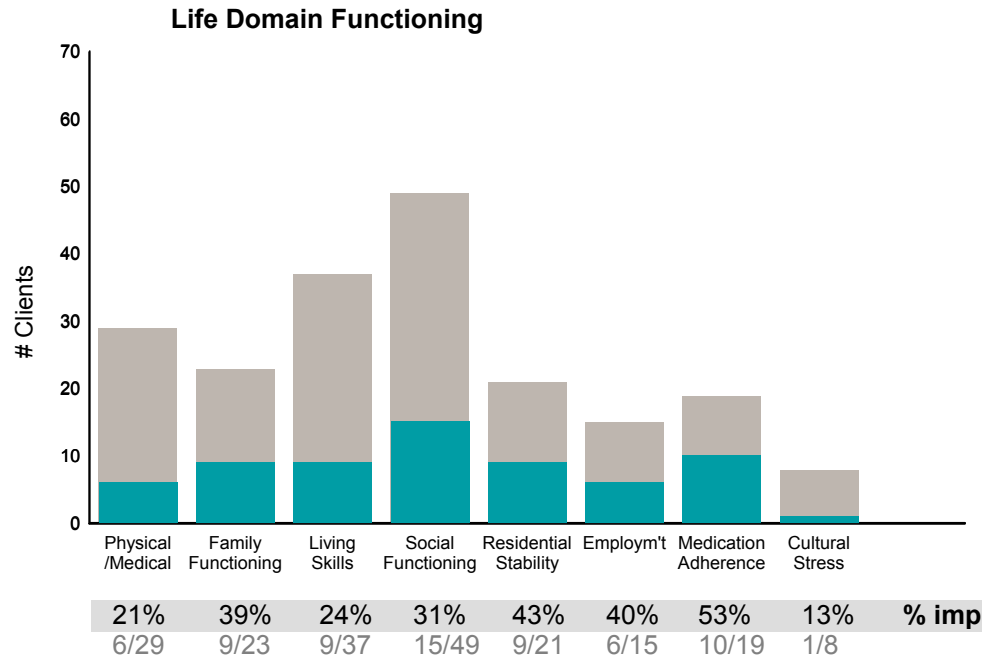
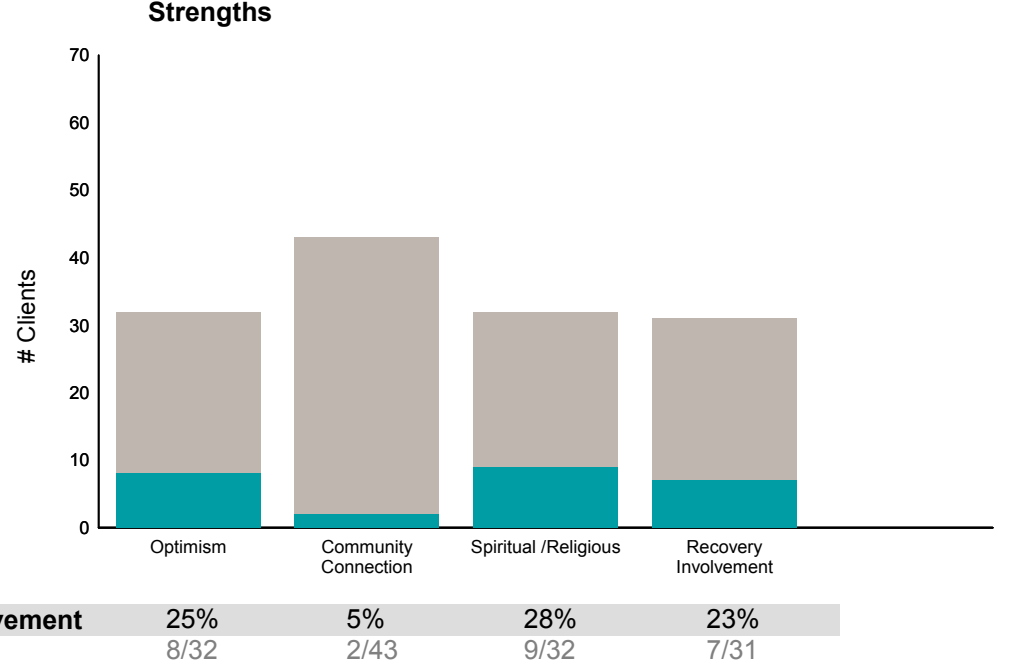
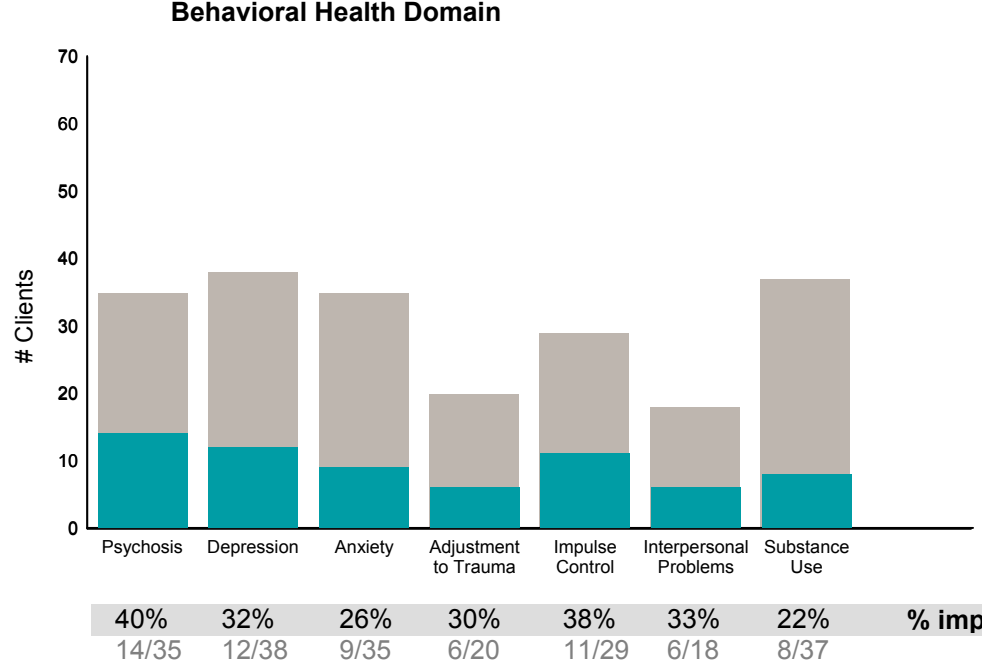


Item	% improvement
Physical /Medical	50% (2/4)
Family Functioning	55% (6/11)
Living Skills	43% (3/7)
Social Functioning	30% (3/10)
Residential Stability	55% (6/11)
Employ'm't	17% (1/6)
Medication Adherence	100% (4/4)
Cultural Stress	100% (1/1)
Danger to Self	75% (3/4)
Danger to Others	50% (1/2)
Self-Injurious Behavior	100% (1/1)
Grave Disability	100% (3/3)
Criminal Behavior	100% (5/5)
Exploitation	100% (1/1)

FY18-19 Objective A.2 ANSA Outcomes Item-Level Report
FSA Adult Care Management (3822OP)

Didn't Improve
 Improved
 This report looks at current ANSAs to see how many clients improved on items rated 2 or 3 from the prior ANSA.

Num of episodes w/ min. 2 ANSAs: 65 Average days between ANSAs: 329.4 % clients improved on min. 30% of actionable items: **51% (= 33/65)**



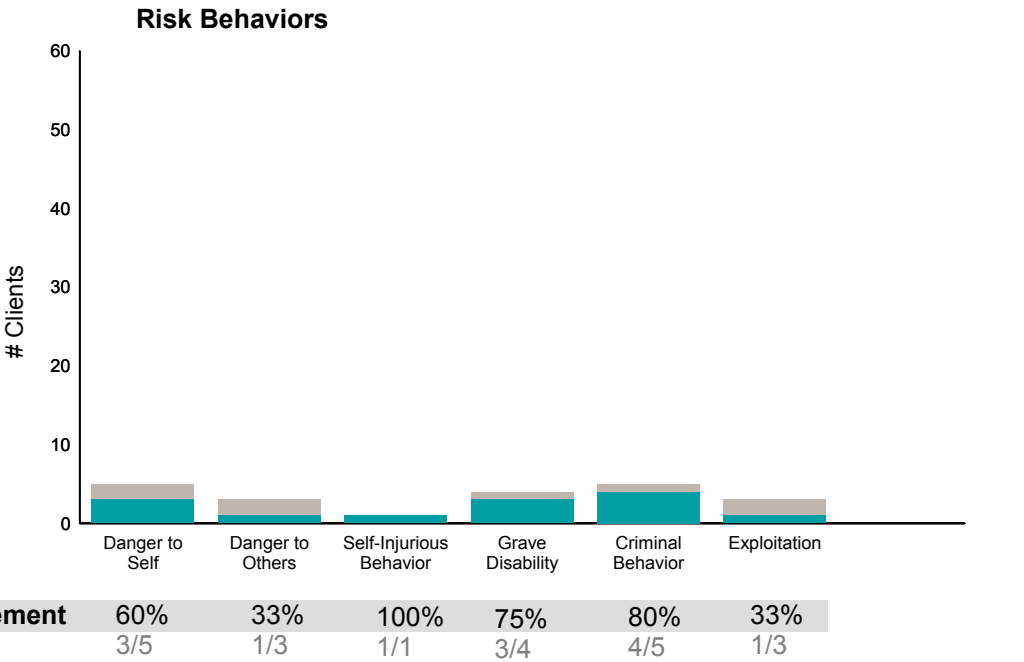
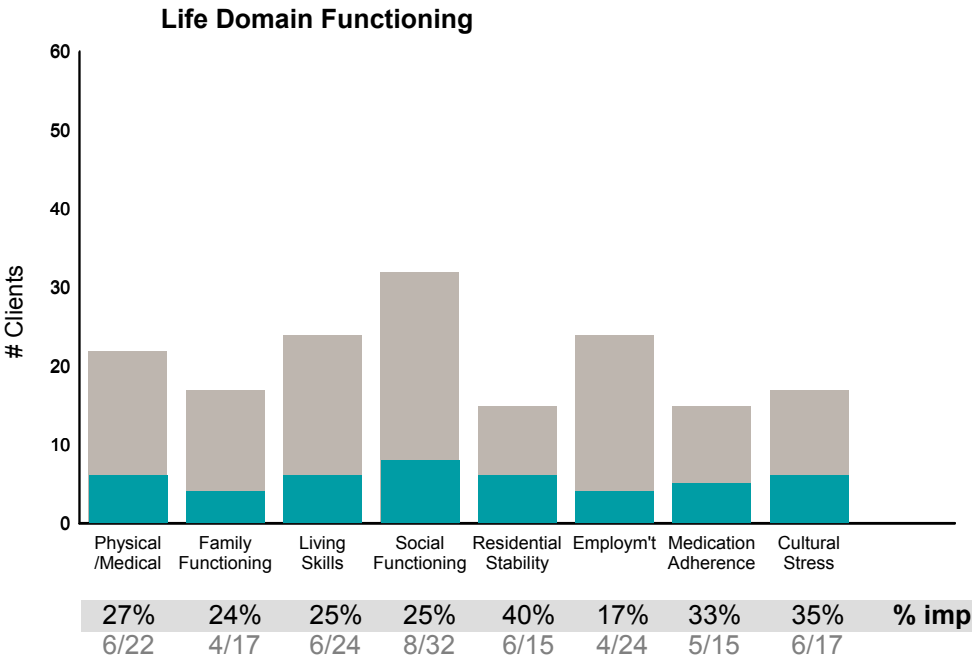
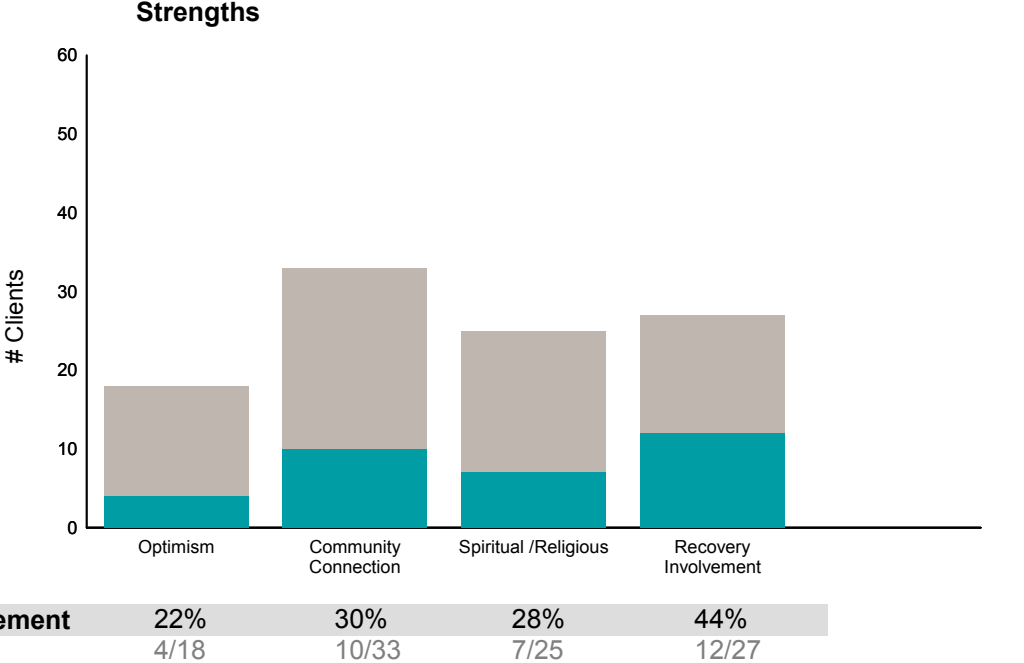
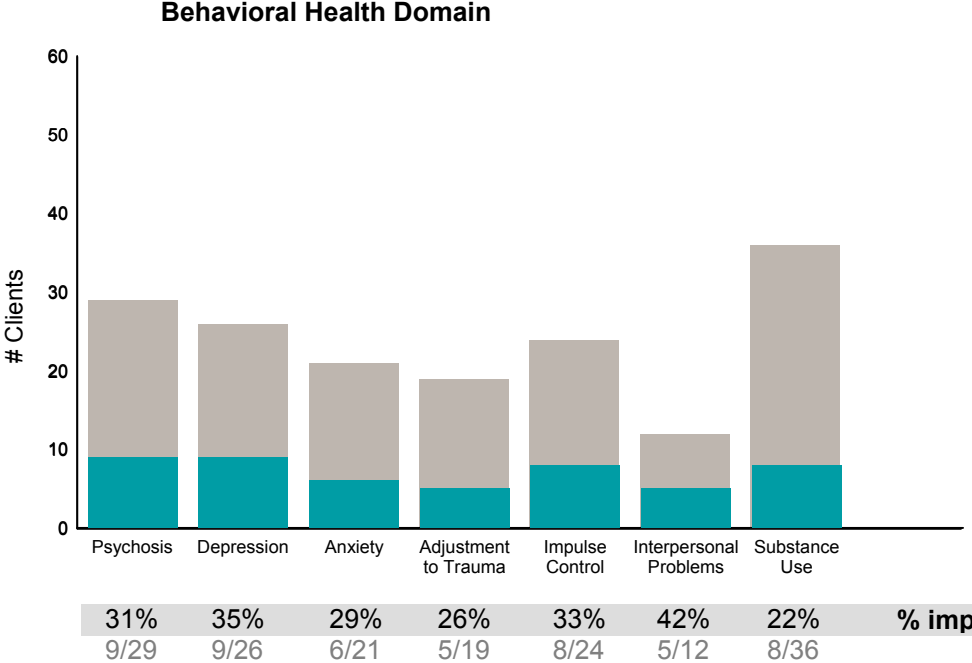
This report reflects data from 7/1/2018 - 6/30/2019



FY18-19 Objective A.2 ANSA Outcomes Item-Level Report
FSA Adult FSP Outpatient MHSA (3822A3)

Didn't Improve
 Improved
 This report looks at current ANSAs to see how many clients improved on items rated 2 or 3 from the prior ANSA.

Num of episodes w/ min. 2 ANSAs: 56 Average days between ANSAs: 322.8 % clients improved on min. 30% of actionable items: **52% (= 28/54)**



This report reflects data from 7/1/2018 - 6/30/2019

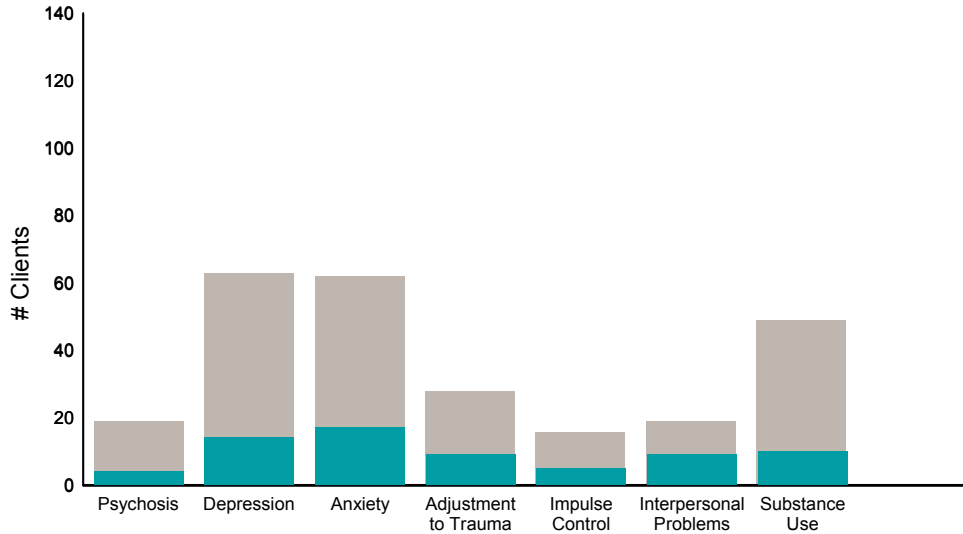


FY18-19 Objective A.2 ANSA Outcomes Item-Level Report
FSA Fam Svc Agy Geriatric OP (38223MH)

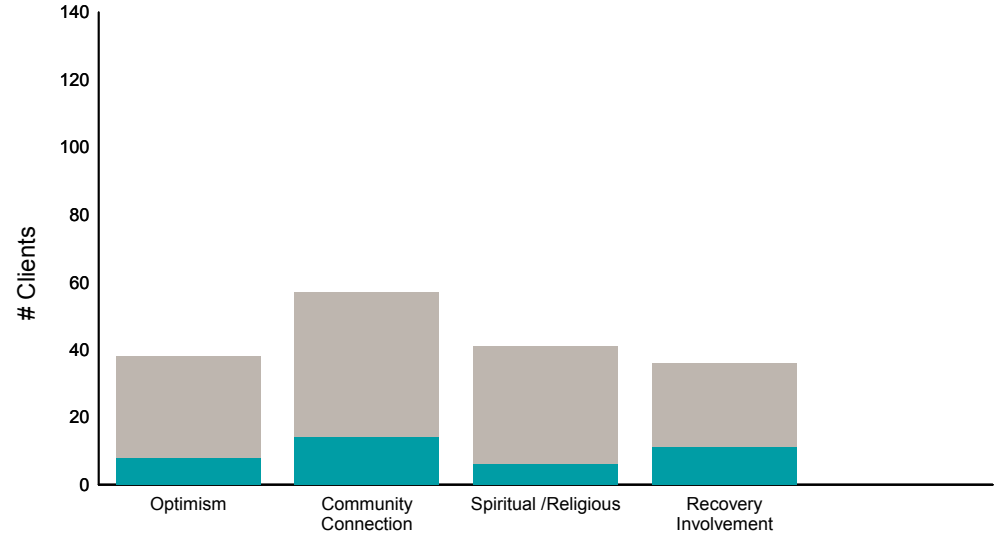
Didn't Improve
 Improved
 This report looks at current ANSAs to see how many clients improved on items rated 2 or 3 from the prior ANSA.

Num of episodes w/ min. 2 ANSAs: 129 Average days between ANSAs: 302.0 % clients improved on min. 30% of actionable items: **33% (= 39/119)**

Behavioral Health Domain

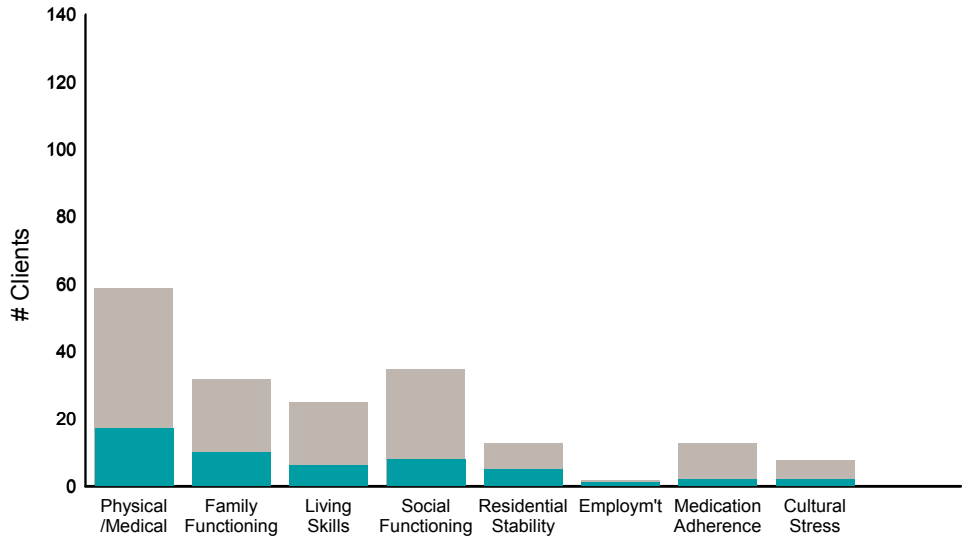


Strengths

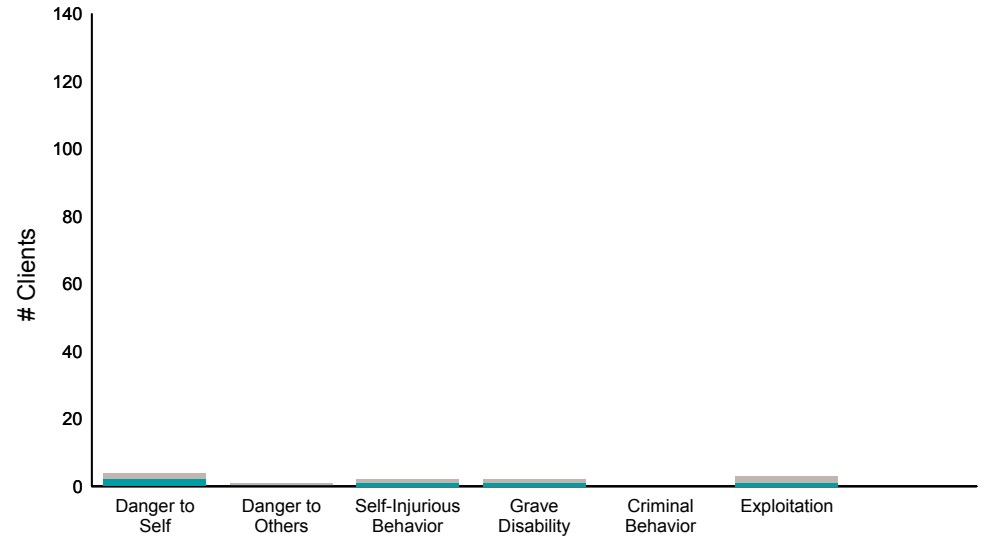


Item	% improvement	Item	% improvement
Psychosis	21% (4/19)	Optimism	21% (8/38)
Depression	22% (14/63)	Community Connection	25% (14/57)
Anxiety	27% (17/62)	Spiritual /Religious	15% (6/41)
Adjustment to Trauma	32% (9/28)	Recovery Involvement	31% (11/36)
Impulse Control	31% (5/16)		
Interpersonal Problems	47% (9/19)		
Substance Use	20% (10/49)		

Life Domain Functioning



Risk Behaviors



Item	% improvement	Item	% improvement
Physical /Medical	29% (17/59)	Danger to Self	50% (2/4)
Family Functioning	31% (10/32)	Danger to Others	0% (0/1)
Living Skills	24% (6/25)	Self-Injurious Behavior	50% (1/2)
Social Functioning	23% (8/35)	Grave Disability	50% (1/2)
Residential Stability	38% (5/13)	Criminal Behavior	0% (0/0)
Employ'm't	50% (1/2)	Exploitation	33% (1/3)
Medication Adherence	15% (2/13)		
Cultural Stress	25% (2/8)		

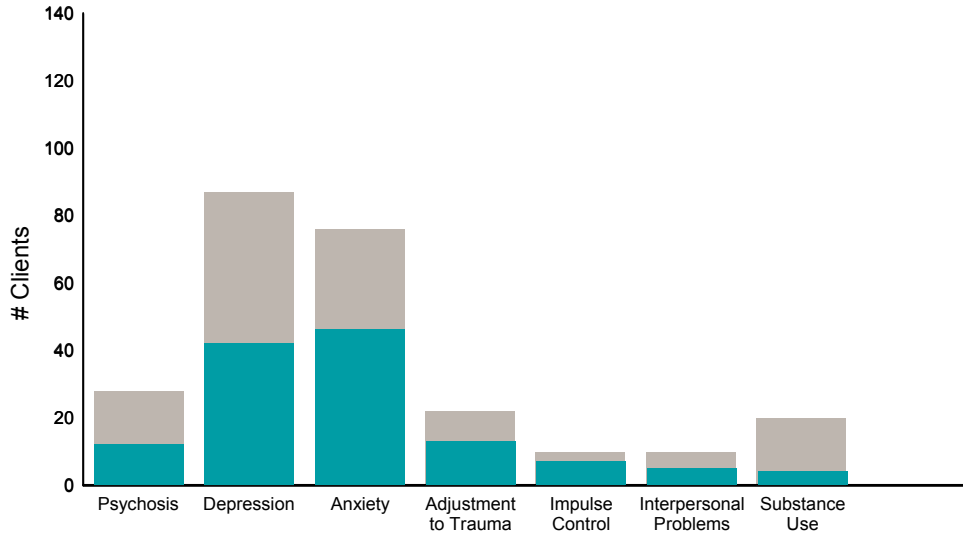
This report reflects data from 7/1/2018 - 6/30/2019

FY18-19 Objective A.2 ANSA Outcomes Item-Level Report
FSA Geriatric Services-West OP (89903)

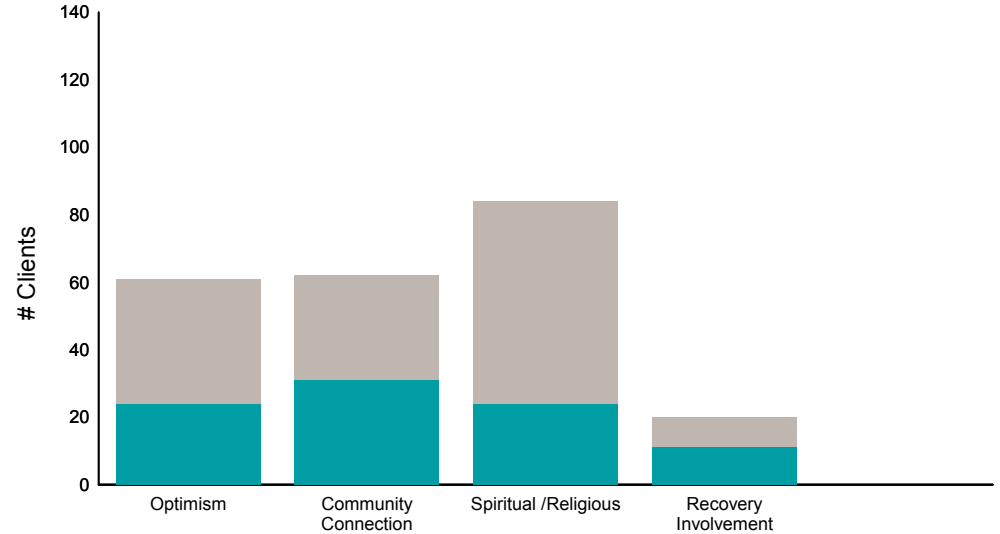
Didn't Improve
 Improved
 This report looks at current ANSAs to see how many clients improved on items rated 2 or 3 from the prior ANSA.

Num of episodes w/ min. 2 ANSAs: 128 Average days between ANSAs: 319.7 % clients improved on min. 30% of actionable items: **64% (= 82/128)**

Behavioral Health Domain

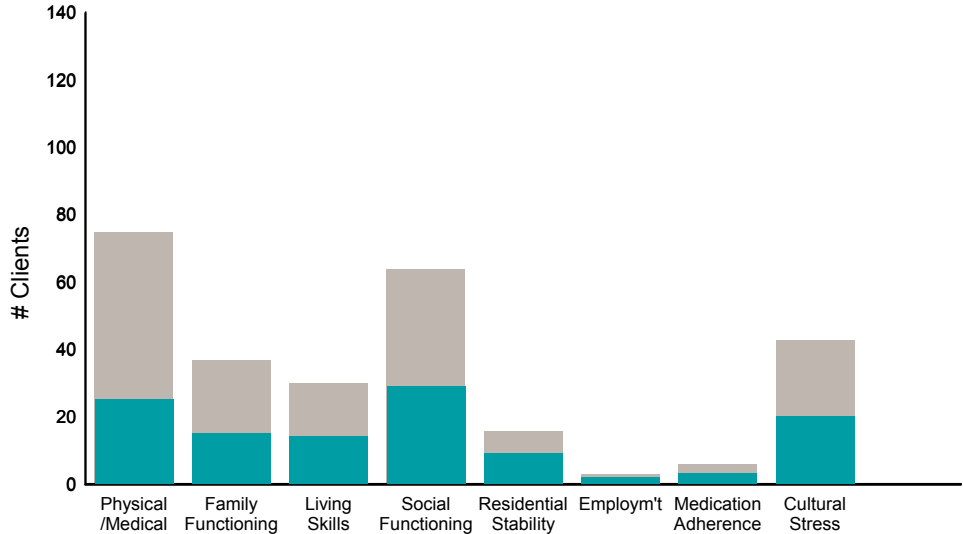


Strengths

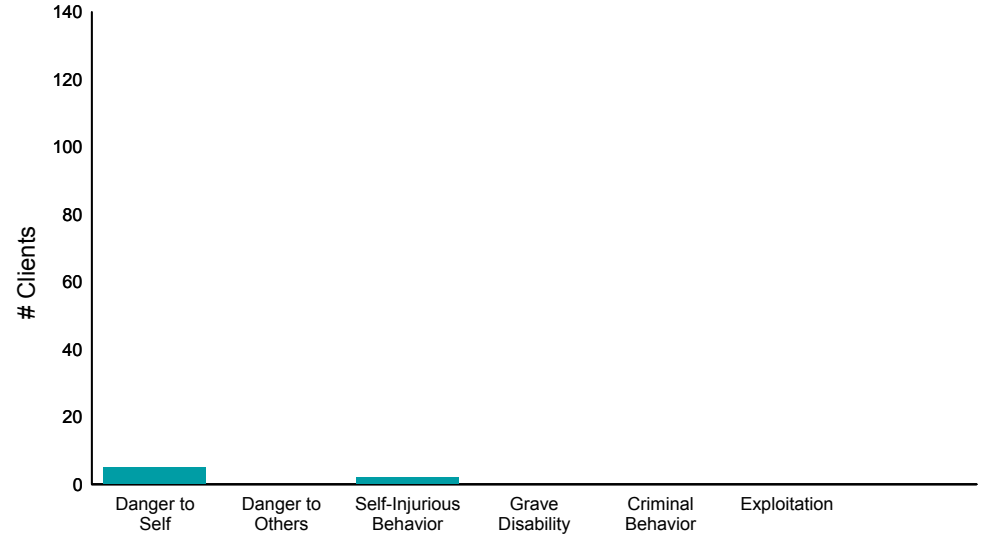


Item	% improvement
Psychosis	43% (12/28)
Depression	48% (42/87)
Anxiety	61% (46/76)
Adjustment to Trauma	59% (13/22)
Impulse Control	70% (7/10)
Interpersonal Problems	50% (5/10)
Substance Use	20% (4/20)
Optimism	39% (24/61)
Community Connection	50% (31/62)
Spiritual /Religious	29% (24/84)
Recovery Involvement	55% (11/20)

Life Domain Functioning



Risk Behaviors



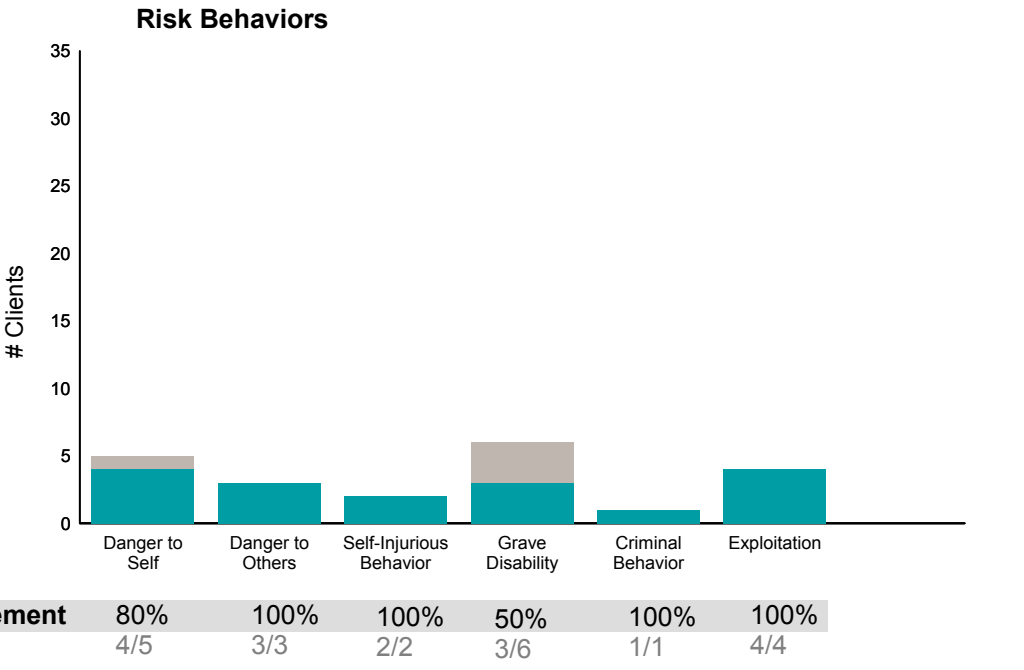
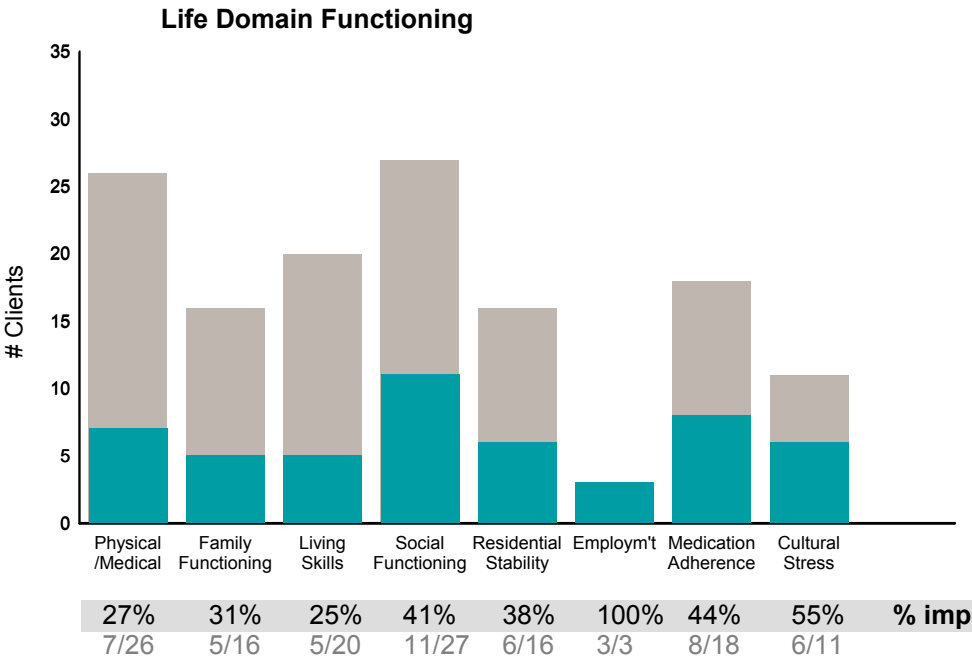
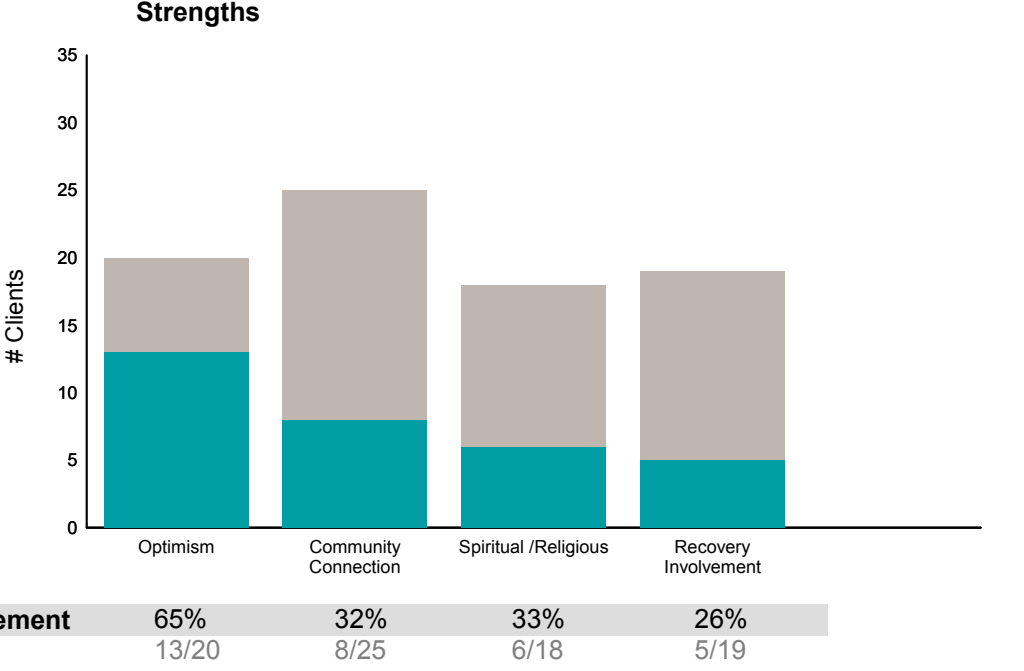
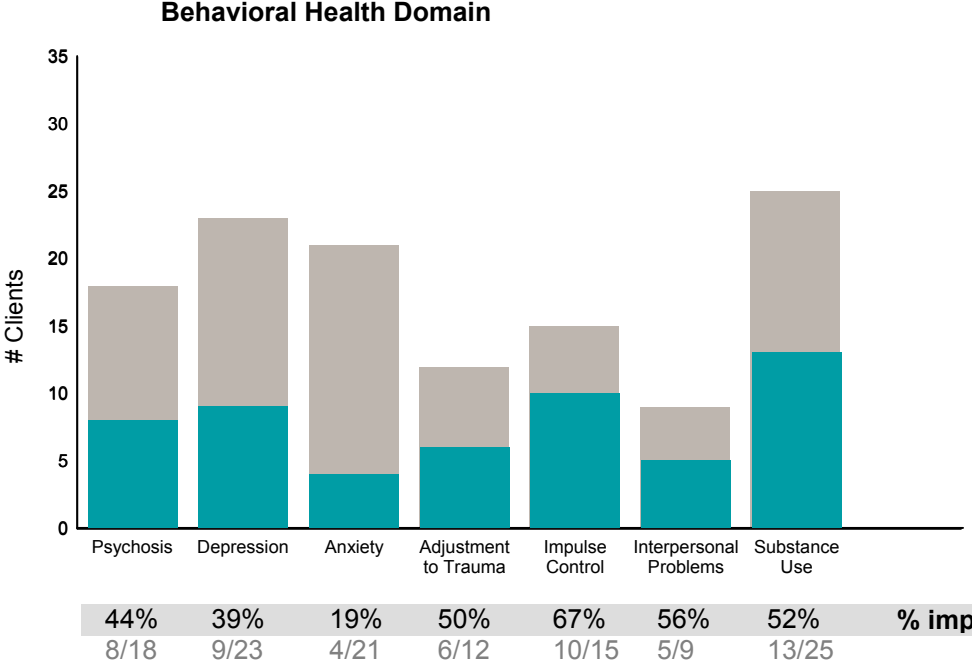
Item	% improvement
Physical /Medical	33% (25/75)
Family Functioning	41% (15/37)
Living Skills	47% (14/30)
Social Functioning	45% (29/64)
Residential Stability	56% (9/16)
Employ'm't	67% (2/3)
Medication Adherence	50% (3/6)
Cultural Stress	47% (20/43)
Danger to Self	100% (5/5)
Danger to Others	0% (0/0)
Self-Injurious Behavior	100% (2/2)
Grave Disability	0% (0/0)
Criminal Behavior	0% (0/0)
Exploitation	0% (0/0)

This report reflects data from 7/1/2018 - 6/30/2019

FY18-19 Objective A.2 ANSA Outcomes Item-Level Report
FSA Older Adult INT Case MGM (382213)

Didn't Improve
 Improved
 This report looks at current ANSAs to see how many clients improved on items rated 2 or 3 from the prior ANSA.

Num of episodes w/ min. 2 ANSAs: **35** Average days between ANSAs: **317.8** % clients improved on min. 30% of actionable items: **60% (= 21/35)**



This report reflects data from 7/1/2018 - 6/30/2019

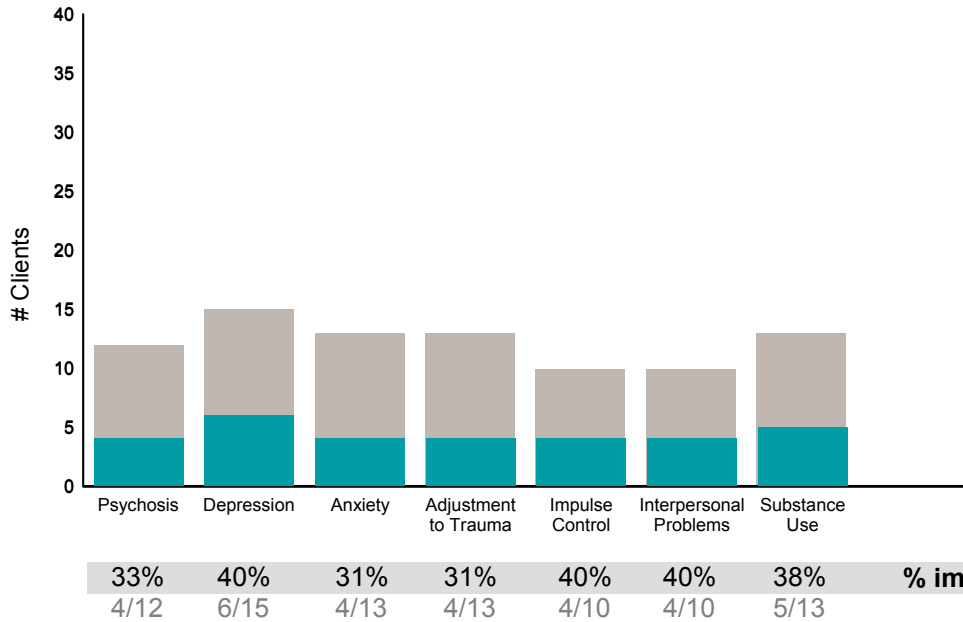


FY18-19 Objective A.2 ANSA Outcomes Item-Level Report
FSA TAY FSP Outpatient Svc (3822T3)

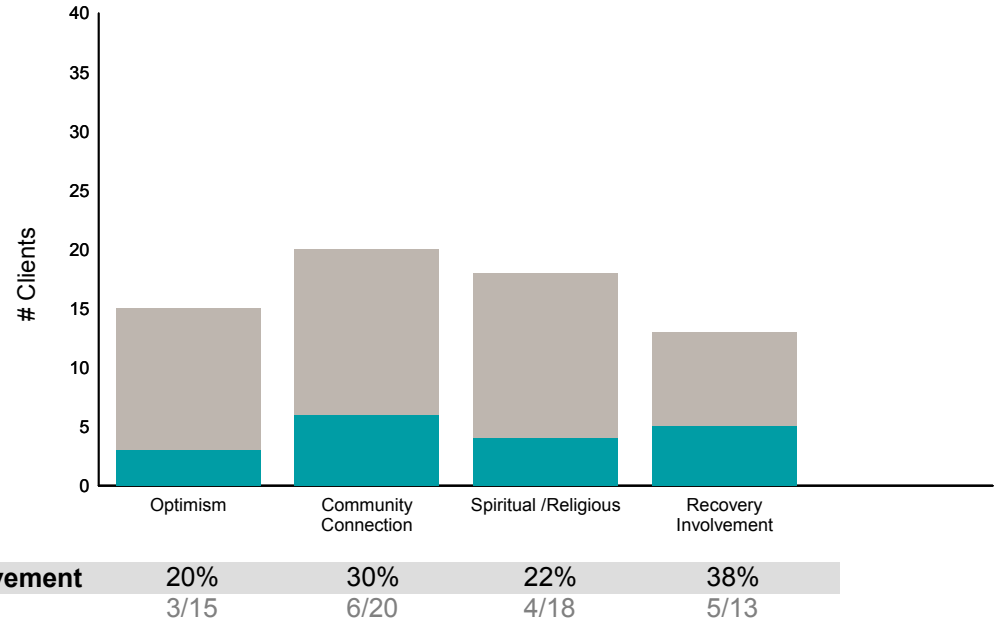
Didn't Improve
 Improved
 This report looks at current ANSAs to see how many clients improved on items rated 2 or 3 from the prior ANSA.

Num of episodes w/ min. 2 ANSAs: 37 Average days between ANSAs: 337.4 % clients improved on min. 30% of actionable items: **51% (= 18/35)**

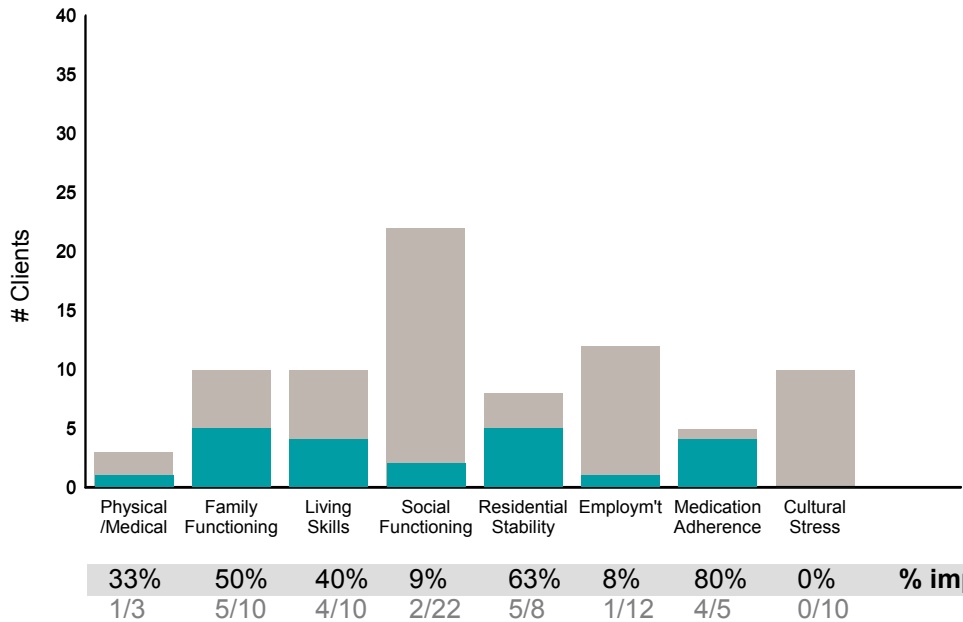
Behavioral Health Domain



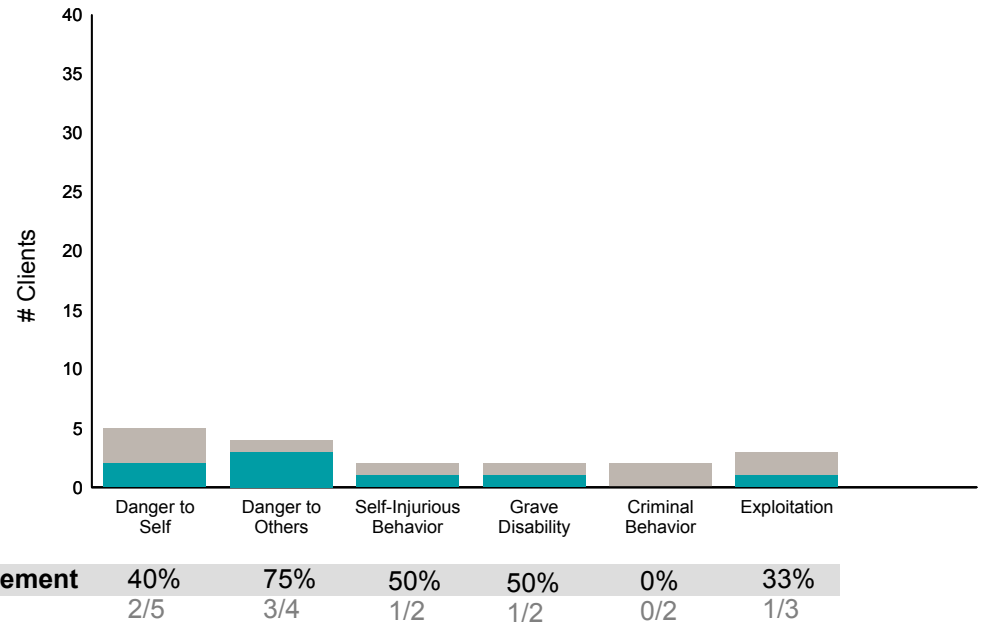
Strengths



Life Domain Functioning



Risk Behaviors

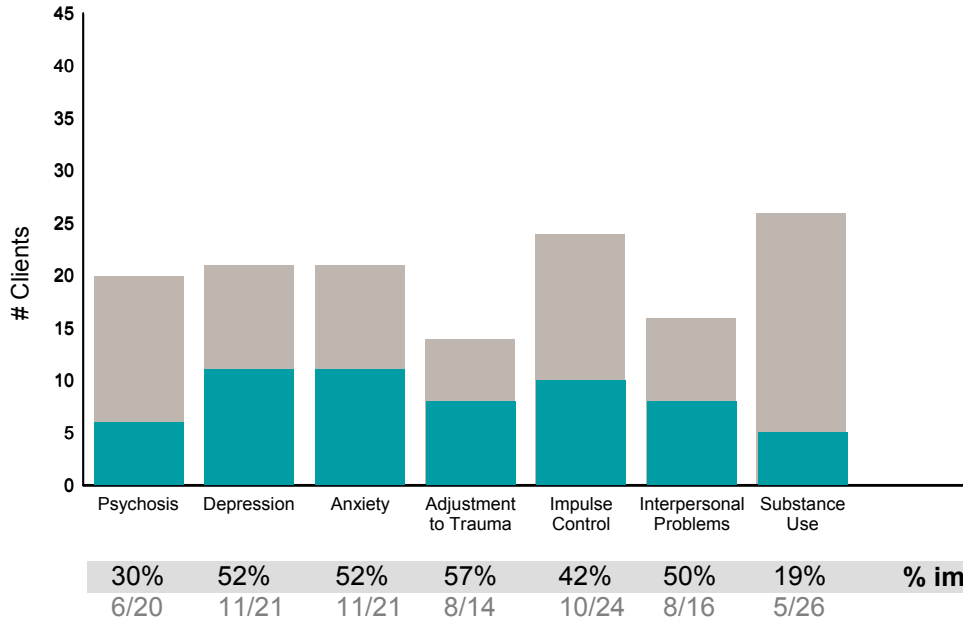


FY18-19 Objective A.2 ANSA Outcomes Item-Level Report
FSASF Older Adult FSP (3822G3)

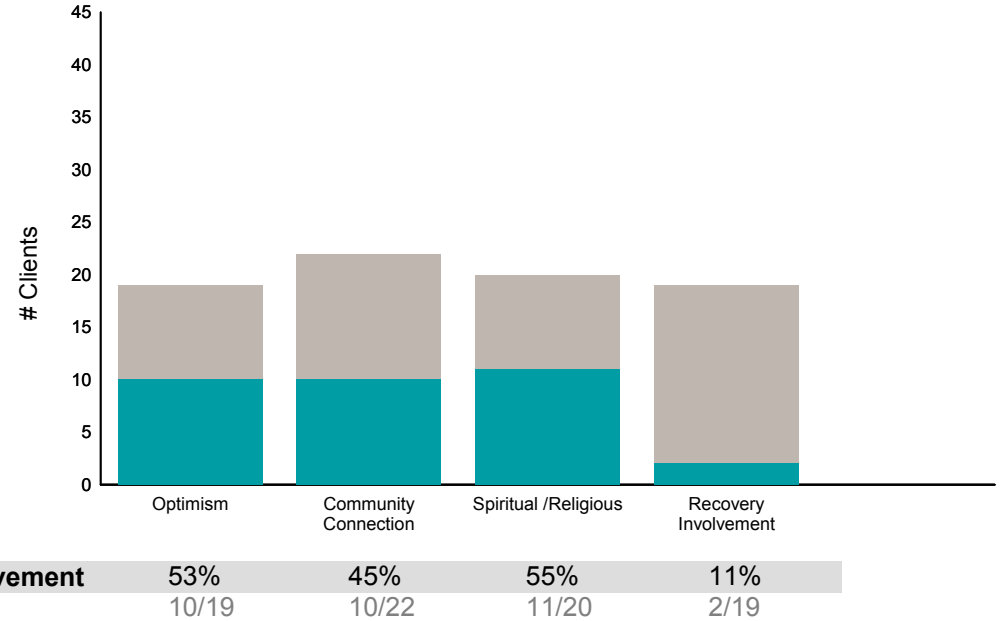
Didn't Improve
 Improved
 This report looks at current ANSAs to see how many clients improved on items rated 2 or 3 from the prior ANSA.

Num of episodes w/ min. 2 ANSAs: **44** Average days between ANSAs: **309.8** % clients improved on min. 30% of actionable items: **70% (= 30/43)**

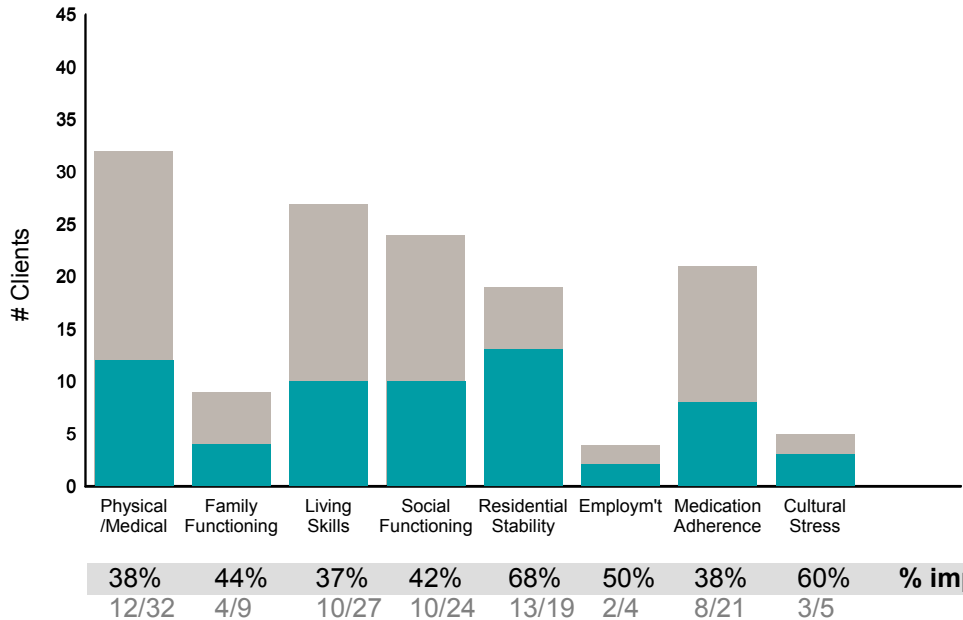
Behavioral Health Domain



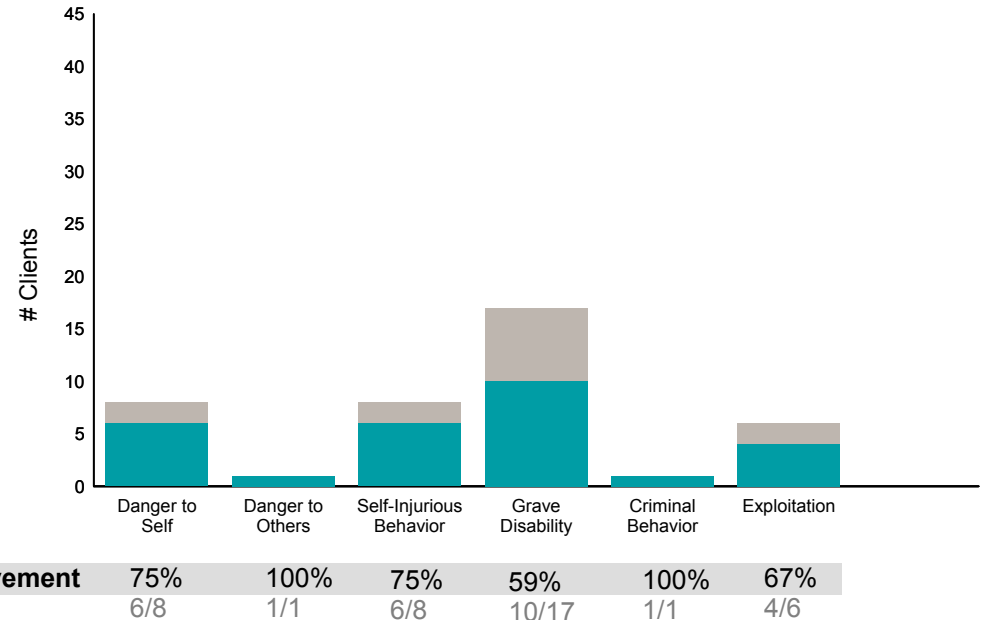
Strengths



Life Domain Functioning



Risk Behaviors

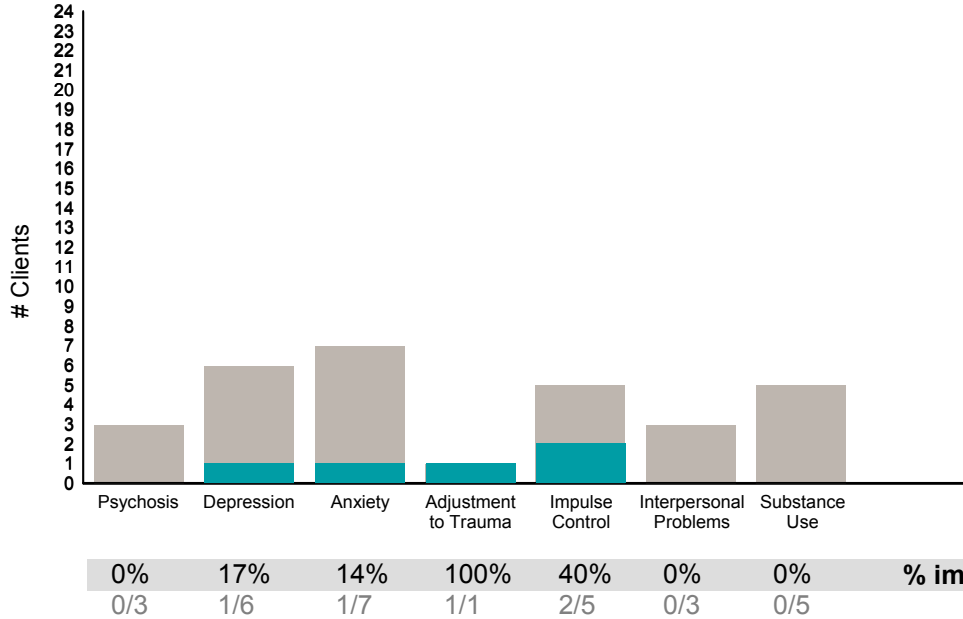


FY18-19 Objective A.2 ANSA Outcomes Item-Level Report
FSASF Sunnydale A/OA (OADSC) (38KKOA)

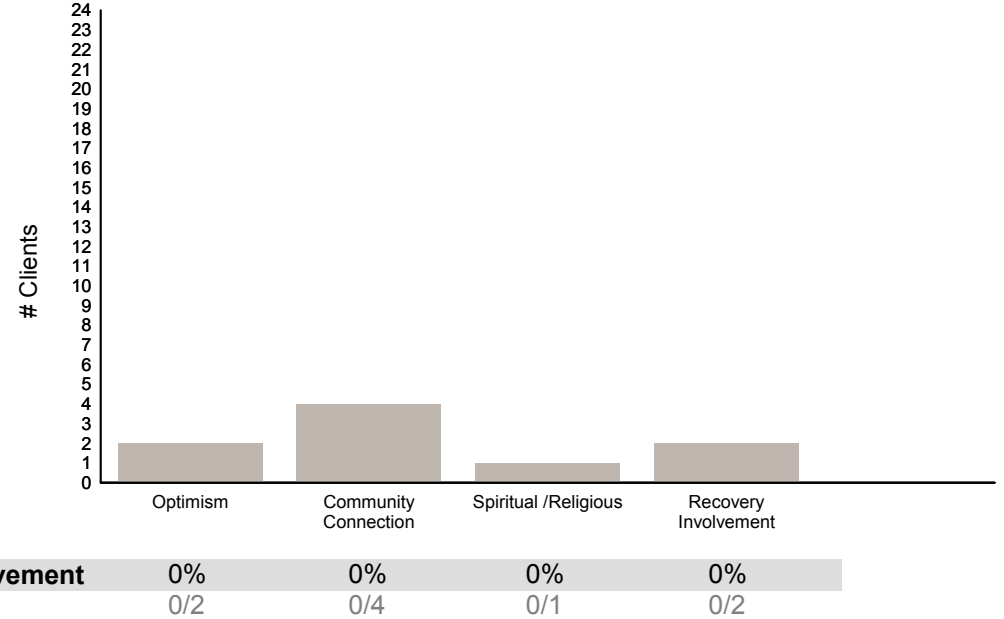
Didn't Improve
 Improved
 This report looks at current ANSAs to see how many clients improved on items rated 2 or 3 from the prior ANSA.

Num of episodes w/ min. 2 ANSAs: 24 Average days between ANSAs: 319.5 % clients improved on min. 30% of actionable items: **24% (= 4/17)**

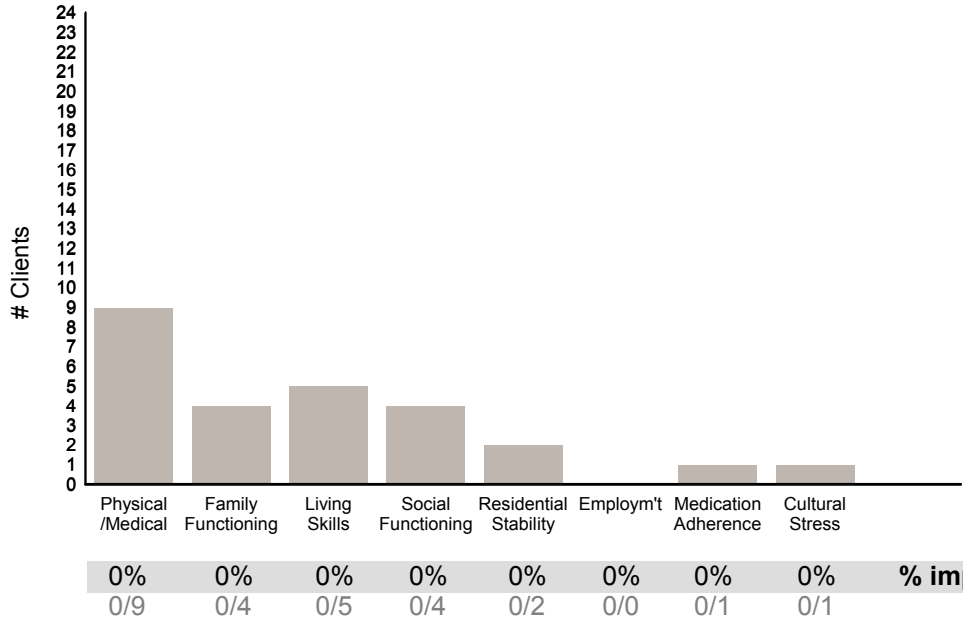
Behavioral Health Domain



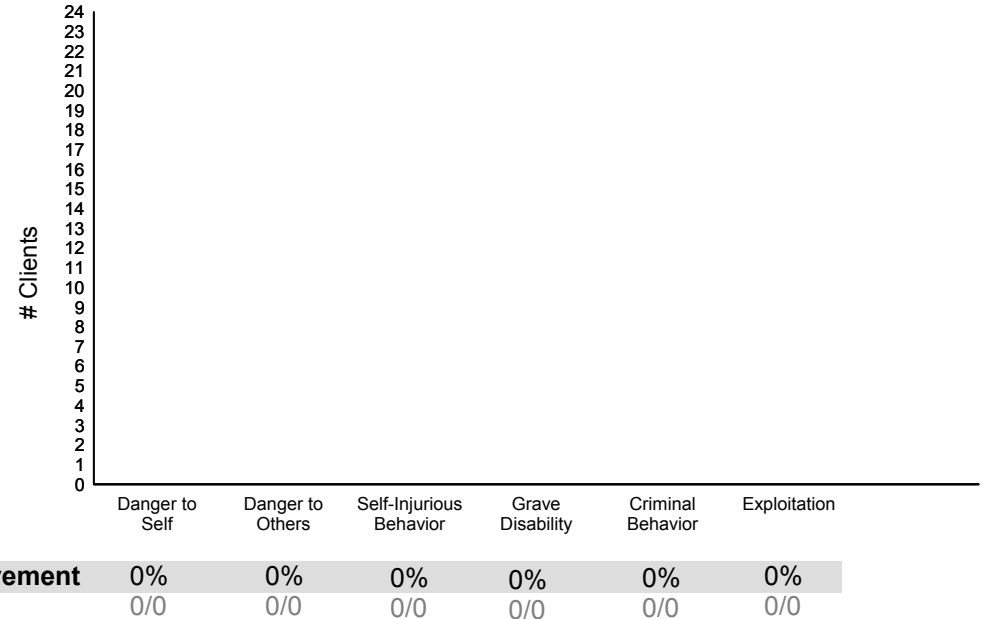
Strengths



Life Domain Functioning



Risk Behaviors

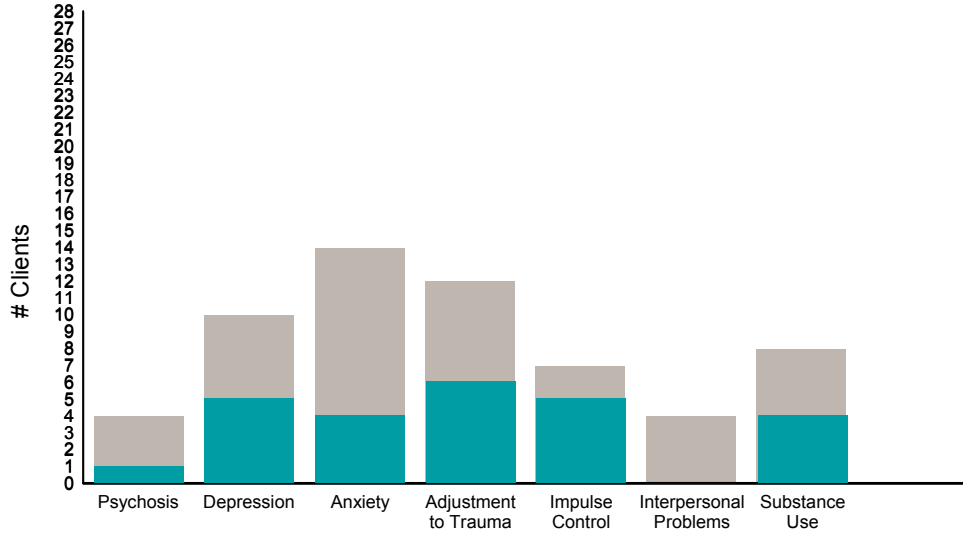


FY18-19 Objective A.2 ANSA Outcomes Item-Level Report
FSASF-Deaf Community Counseling (3822DC)

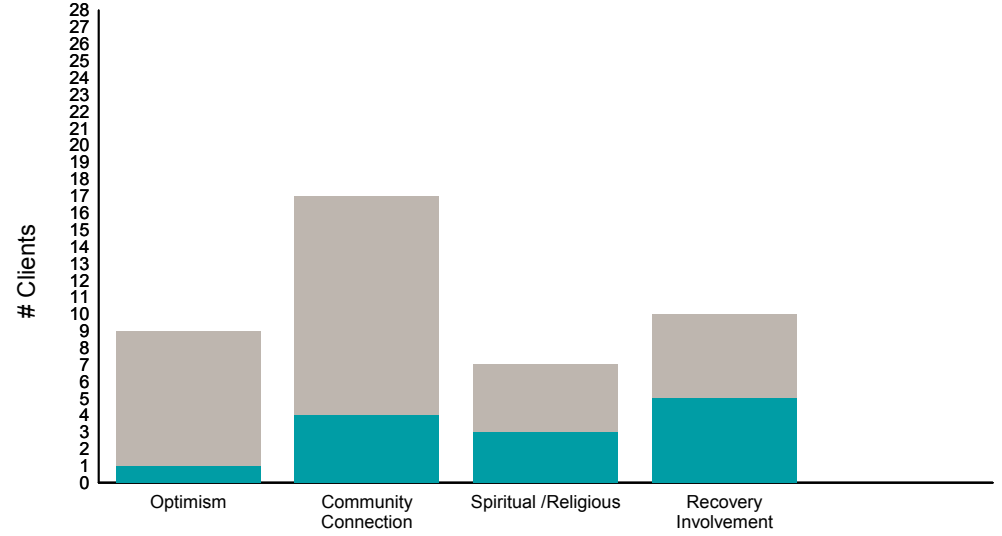
Didn't Improve
 Improved
 This report looks at current ANSAs to see how many clients improved on items rated 2 or 3 from the prior ANSA.

Num of episodes w/ min. 2 ANSAs: 25 Average days between ANSAs: 300.9 % clients improved on min. 30% of actionable items: **44% (= 11/25)**

Behavioral Health Domain

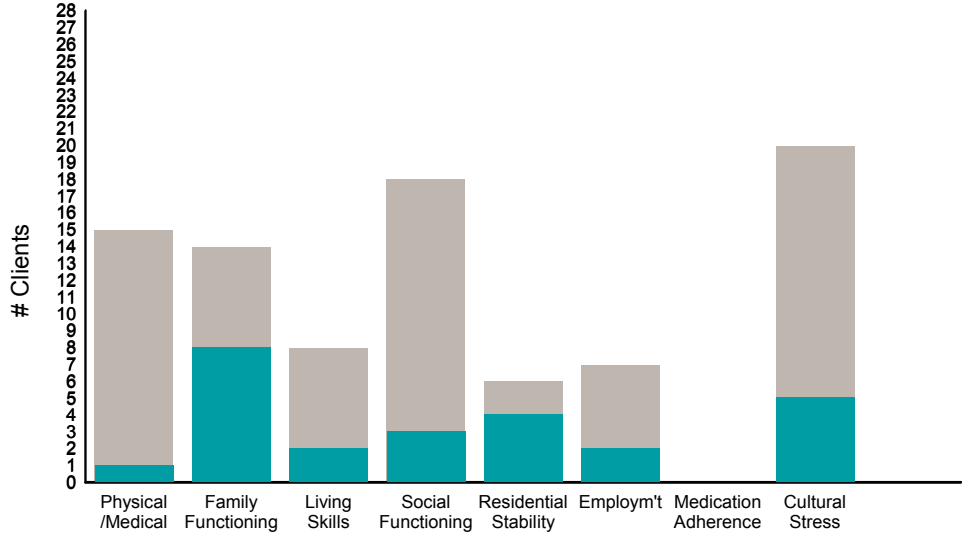


Strengths

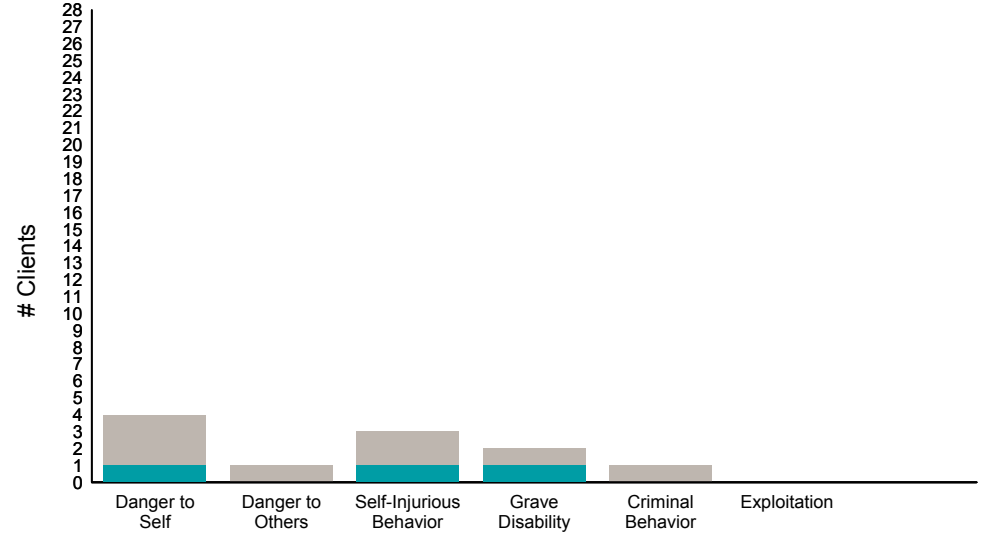


Item	% improvement
Psychosis	25% (1/4)
Depression	50% (5/10)
Anxiety	29% (4/14)
Adjustment to Trauma	50% (6/12)
Impulse Control	71% (5/7)
Interpersonal Problems	0% (0/4)
Substance Use	50% (4/8)
Optimism	11% (1/9)
Community Connection	24% (4/17)
Spiritual /Religious	43% (3/7)
Recovery Involvement	50% (5/10)

Life Domain Functioning



Risk Behaviors



Item	% improvement
Physical /Medical	7% (1/15)
Family Functioning	57% (8/14)
Living Skills	25% (2/8)
Social Functioning	17% (3/18)
Residential Stability	67% (4/6)
Employ'm't	29% (2/7)
Medication Adherence	0% (0/0)
Cultural Stress	25% (5/20)
Danger to Self	25% (1/4)
Danger to Others	0% (0/1)
Self-Injurious Behavior	33% (1/3)
Grave Disability	50% (1/2)
Criminal Behavior	0% (0/1)
Exploitation	0% (0/0)

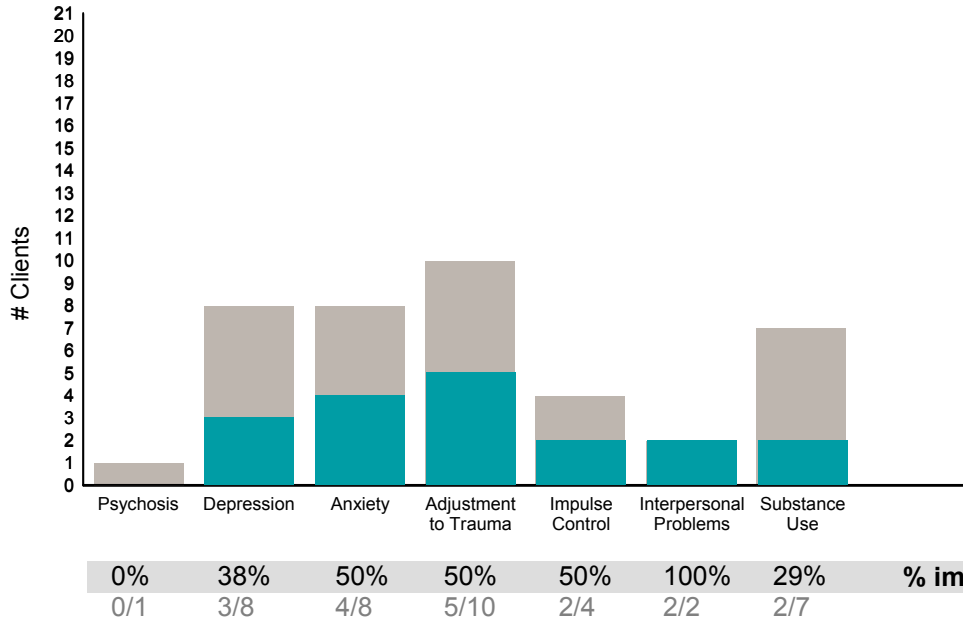
This report reflects data from 7/1/2018 - 6/30/2019

FY18-19 Objective A.2 ANSA Outcomes Item-Level Report
GENDER MENTAL HEALTH SERVICES (38BH08)

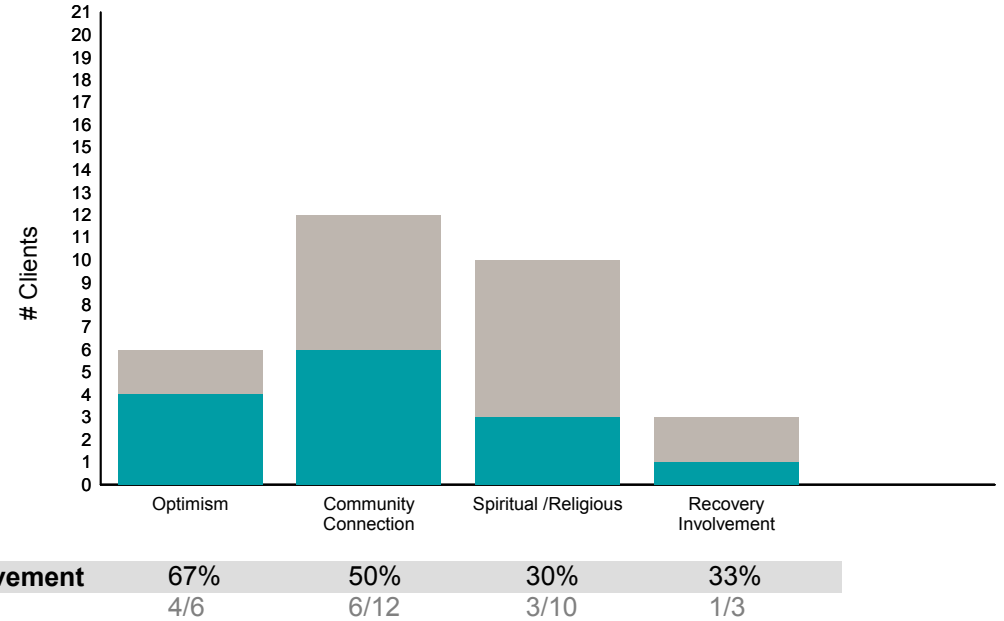
Didn't Improve
 Improved
 This report looks at current ANSAs to see how many clients improved on items rated 2 or 3 from the prior ANSA.

Num of episodes w/ min. 2 ANSAs: 21 Average days between ANSAs: 240.9 % clients improved on min. 30% of actionable items: **57% (= 12/21)**

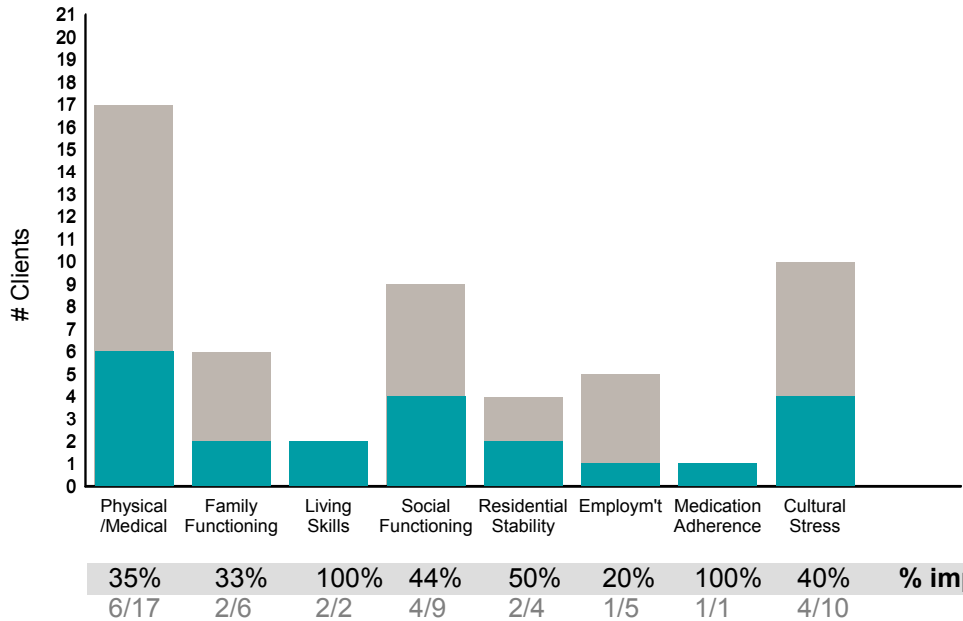
Behavioral Health Domain



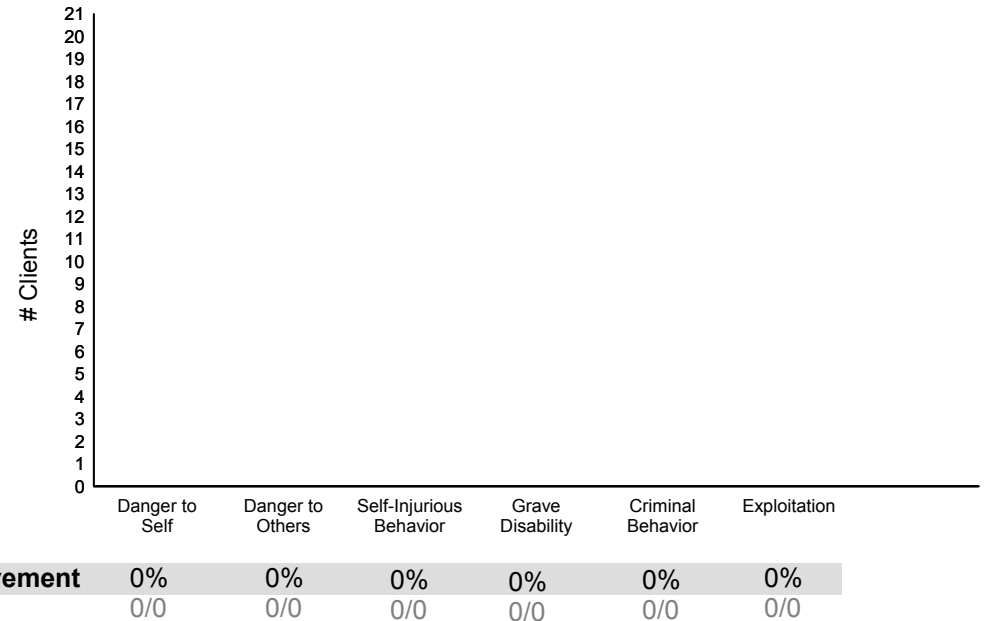
Strengths



Life Domain Functioning



Risk Behaviors



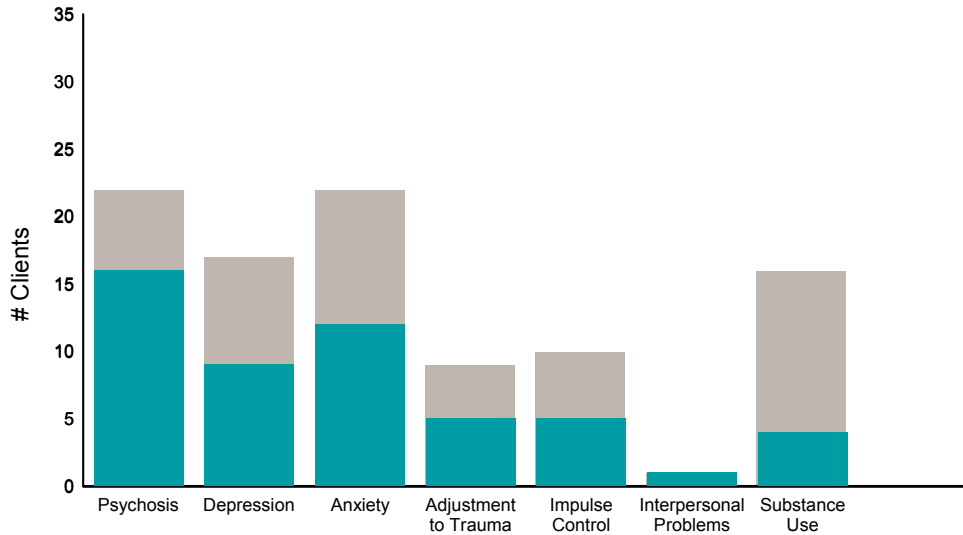
This report reflects data from 7/1/2018 - 6/30/2019

FY18-19 Objective A.2 ANSA Outcomes Item-Level Report
GSW FSASF-Prevention+Rec PREP (8990EP)

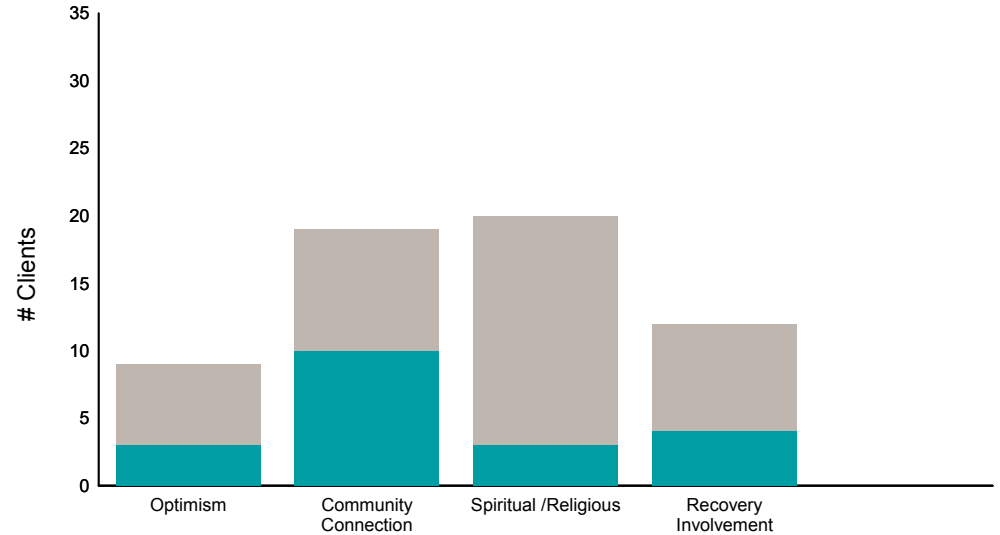
Didn't Improve
 Improved
 This report looks at current ANSAs to see how many clients improved on items rated 2 or 3 from the prior ANSA.

Num of episodes w/ min. 2 ANSAs: 33 Average days between ANSAs: 275.5 % clients improved on min. 30% of actionable items: **79% (= 26/33)**

Behavioral Health Domain

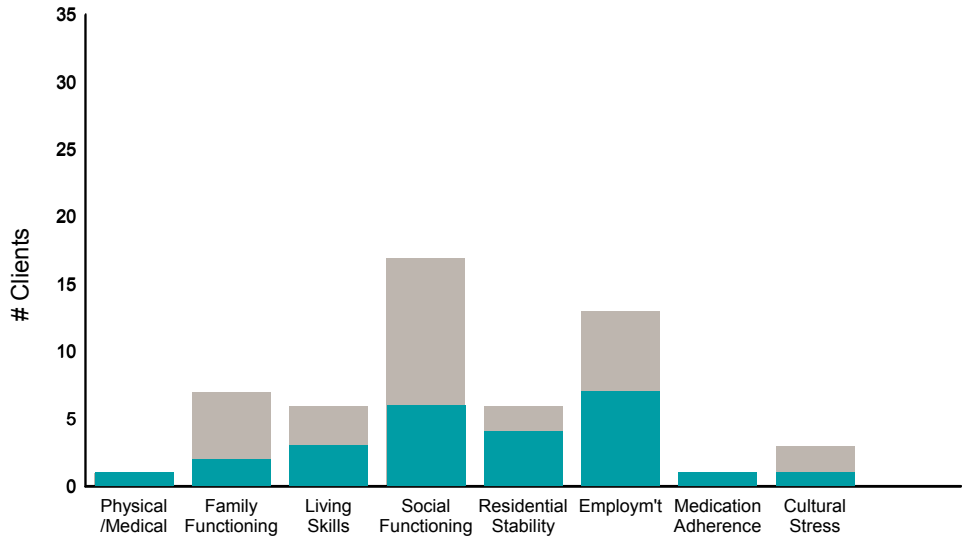


Strengths

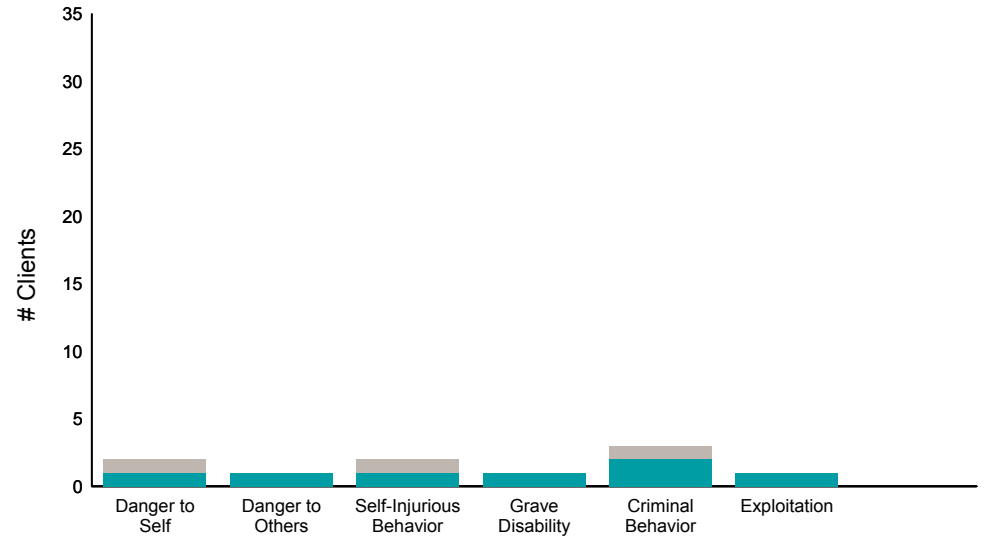


Item	% improvement
Psychosis	73% (16/22)
Depression	53% (9/17)
Anxiety	55% (12/22)
Adjustment to Trauma	56% (5/9)
Impulse Control	50% (5/10)
Interpersonal Problems	100% (1/1)
Substance Use	25% (4/16)
Optimism	33% (3/9)
Community Connection	53% (10/19)
Spiritual /Religious	15% (3/20)
Recovery Involvement	33% (4/12)

Life Domain Functioning



Risk Behaviors



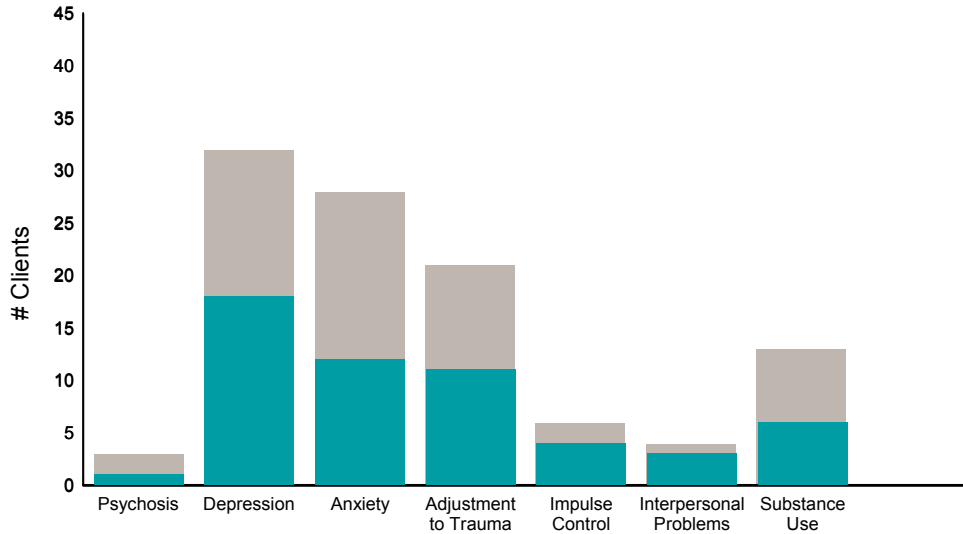
Item	% improvement
Physical /Medical	100% (1/1)
Family Functioning	29% (2/7)
Living Skills	50% (3/6)
Social Functioning	35% (6/17)
Residential Stability	67% (4/6)
Employ'm't	54% (7/13)
Medication Adherence	100% (1/1)
Cultural Stress	33% (1/3)
Danger to Self	50% (1/2)
Danger to Others	100% (1/1)
Self-Injurious Behavior	50% (1/2)
Grave Disability	100% (1/1)
Criminal Behavior	67% (2/3)
Exploitation	100% (1/1)

FY18-19 Objective A.2 ANSA Outcomes Item-Level Report
HIV MENTAL HEALTH CASE MGM (38BH02)

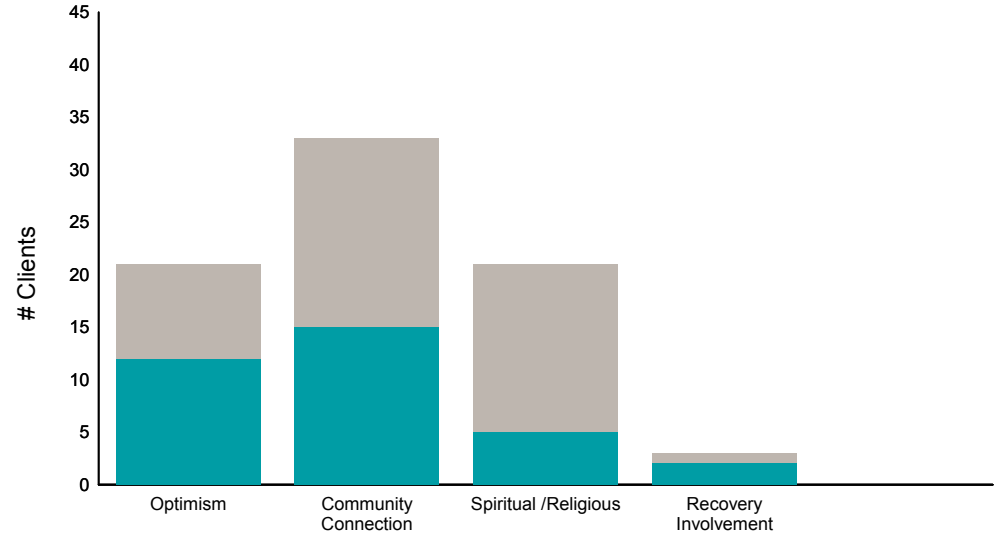
Didn't Improve
 Improved
 This report looks at current ANSAs to see how many clients improved on items rated 2 or 3 from the prior ANSA.

Num of episodes w/ min. 2 ANSAs: **44** Average days between ANSAs: **273.2** % clients improved on min. 30% of actionable items: **70% (= 30/43)**

Behavioral Health Domain

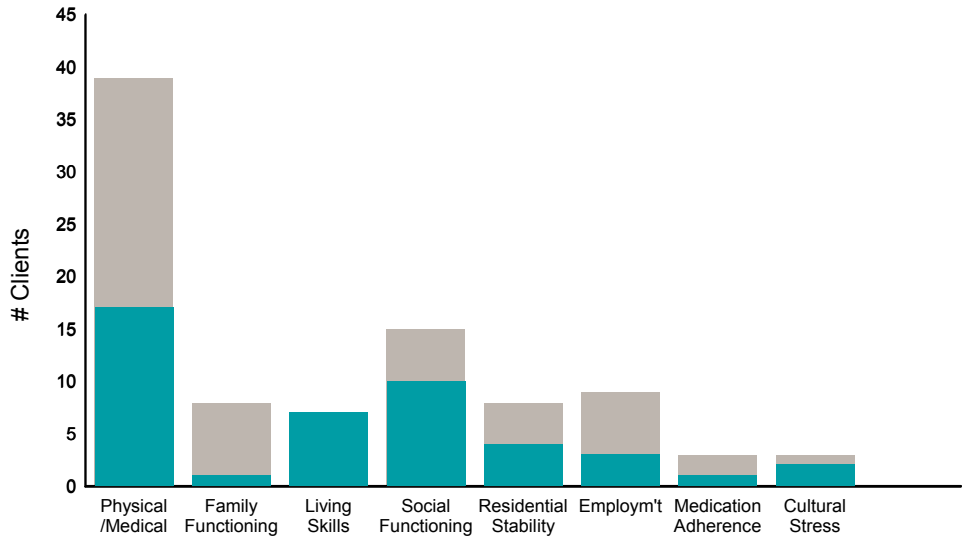


Strengths

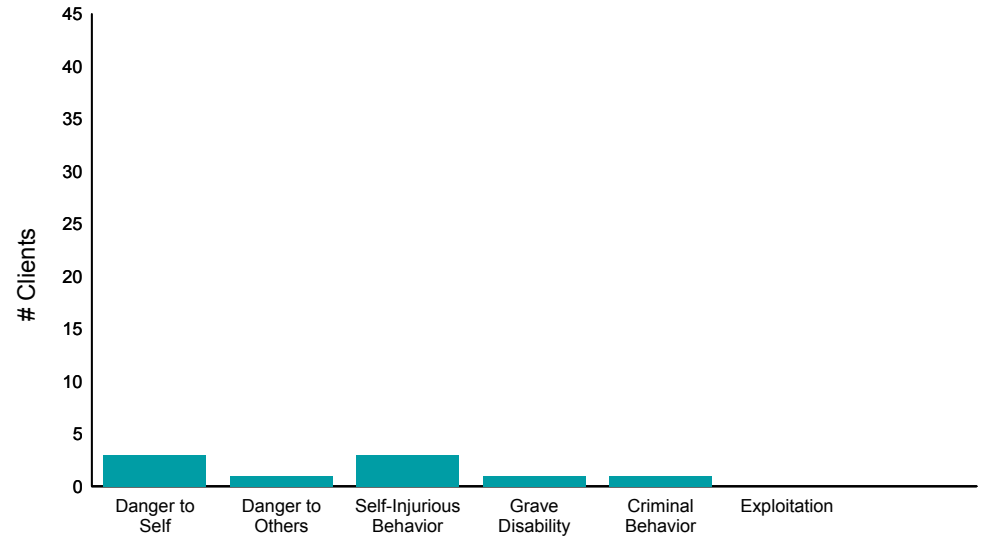


Item	% improvement
Psychosis	33% (1/3)
Depression	56% (18/32)
Anxiety	43% (12/28)
Adjustment to Trauma	52% (11/21)
Impulse Control	67% (4/6)
Interpersonal Problems	75% (3/4)
Substance Use	46% (6/13)
Optimism	57% (12/21)
Community Connection	45% (15/33)
Spiritual /Religious	24% (5/21)
Recovery Involvement	67% (2/3)

Life Domain Functioning



Risk Behaviors



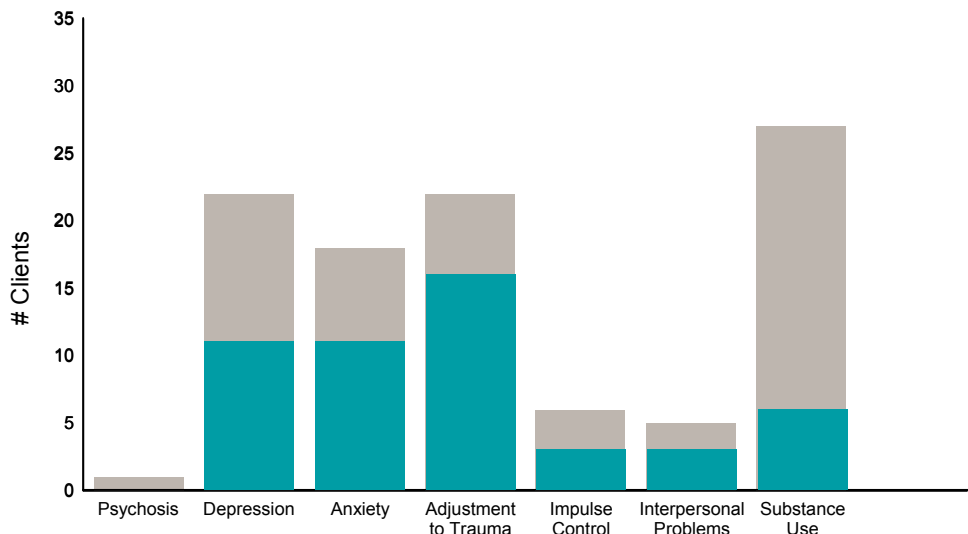
Item	% improvement
Physical /Medical	44% (17/39)
Family Functioning	13% (1/8)
Living Skills	100% (7/7)
Social Functioning	67% (10/15)
Residential Stability	50% (4/8)
Employ'm't	33% (3/9)
Medication Adherence	33% (1/3)
Cultural Stress	67% (2/3)
Danger to Self	100% (3/3)
Danger to Others	100% (1/1)
Self-Injurious Behavior	100% (3/3)
Grave Disability	100% (1/1)
Criminal Behavior	100% (1/1)
Exploitation	0% (0/0)

FY18-19 Objective A.2 ANSA Outcomes Item-Level Report
HR360 Adult MH OP(38K3OP)

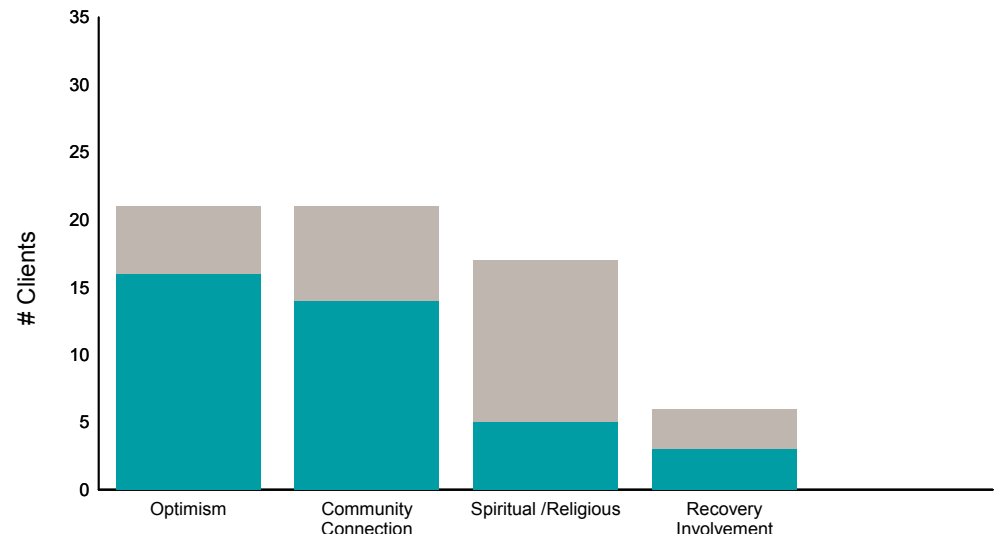
Didn't Improve
 Improved
 This report looks at current ANSAs to see how many clients improved on items rated 2 or 3 from the prior ANSA.

Num of episodes w/ min. 2 ANSAs: **33** Average days between ANSAs: **234.1** % clients improved on min. 30% of actionable items: **87% (= 27/31)**

Behavioral Health Domain

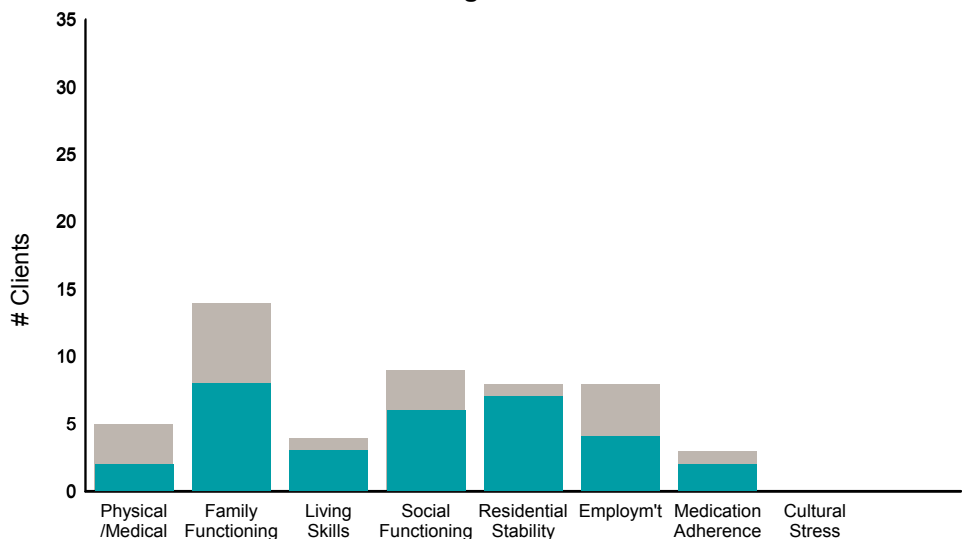


Strengths

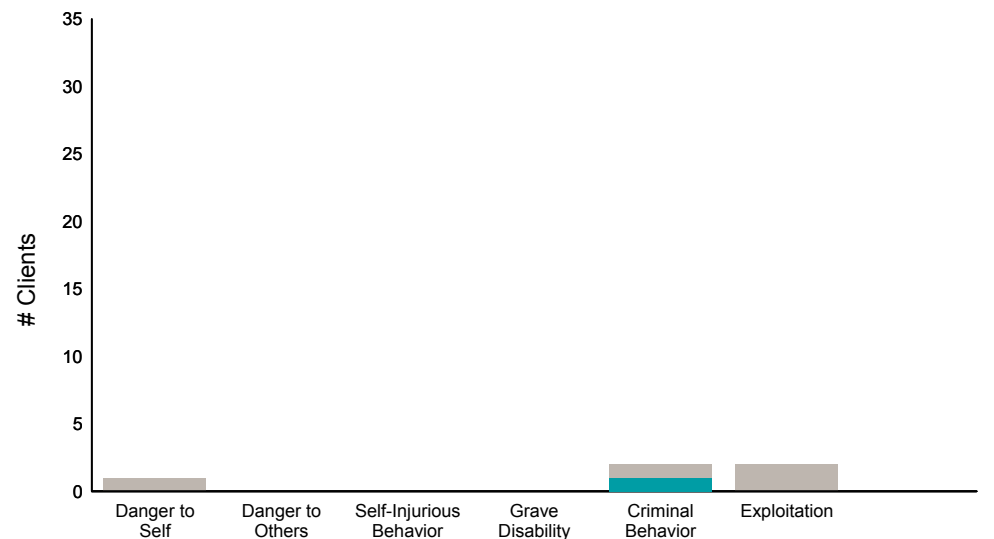


Item	% improvement
Psychosis	0% (0/1)
Depression	50% (11/22)
Anxiety	61% (11/18)
Adjustment to Trauma	73% (16/22)
Impulse Control	50% (3/6)
Interpersonal Problems	60% (3/5)
Substance Use	22% (6/27)
Optimism	76% (16/21)
Community Connection	67% (14/21)
Spiritual /Religious	29% (5/17)
Recovery Involvement	50% (3/6)

Life Domain Functioning



Risk Behaviors



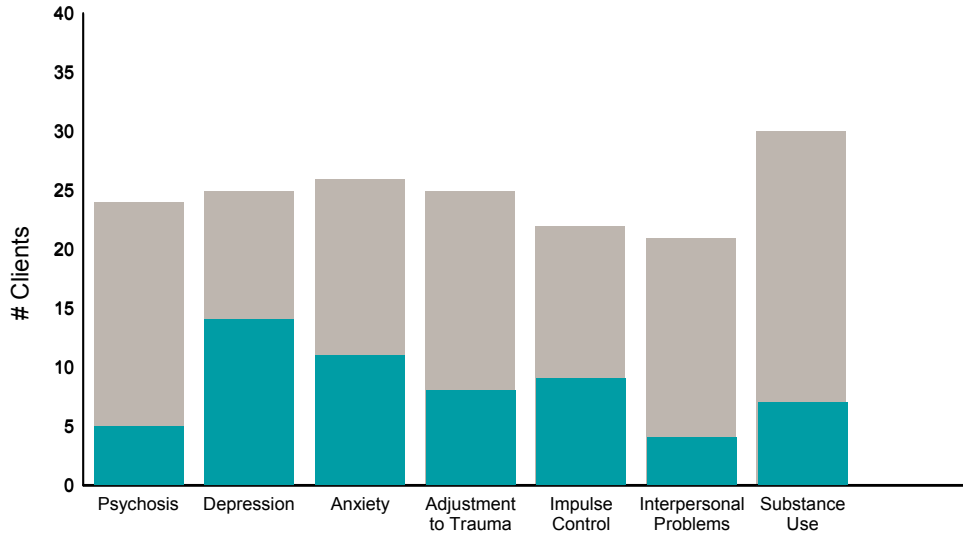
Item	% improvement
Physical /Medical	40% (2/5)
Family Functioning	57% (8/14)
Living Skills	75% (3/4)
Social Functioning	67% (6/9)
Residential Stability	88% (7/8)
Employ'm't	50% (4/8)
Medication Adherence	67% (2/3)
Cultural Stress	0% (0/0)
Danger to Self	0% (0/1)
Danger to Others	0% (0/0)
Self-Injurious Behavior	0% (0/0)
Grave Disability	0% (0/0)
Criminal Behavior	50% (1/2)
Exploitation	0% (0/2)

FY18-19 Objective A.2 ANSA Outcomes Item-Level Report
Hyde Adult FSP Outpatient (38BRA3)

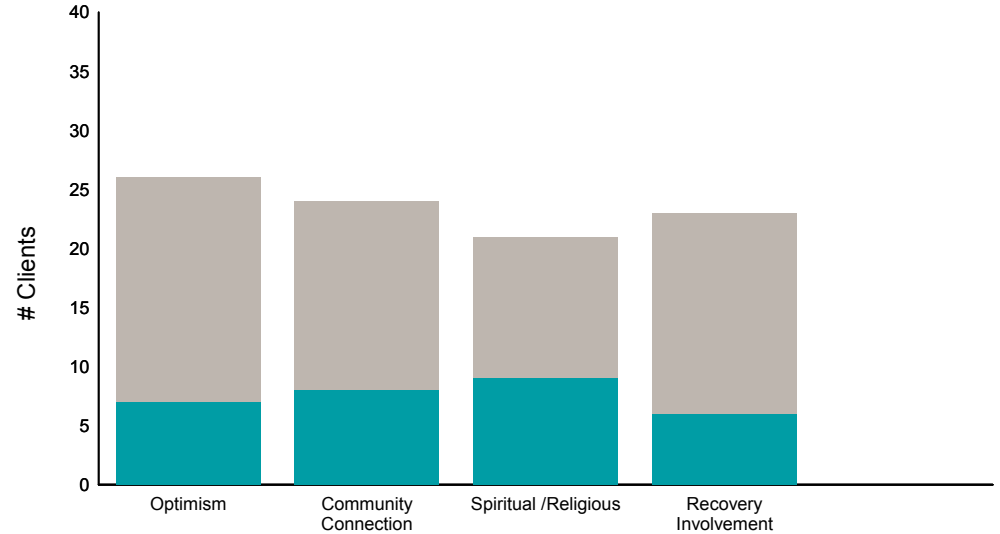
Didn't Improve
 Improved
 This report looks at current ANSAs to see how many clients improved on items rated 2 or 3 from the prior ANSA.

Num of episodes w/ min. 2 ANSAs: 39 Average days between ANSAs: 344.1 % clients improved on min. 30% of actionable items: **55% (= 21/38)**

Behavioral Health Domain

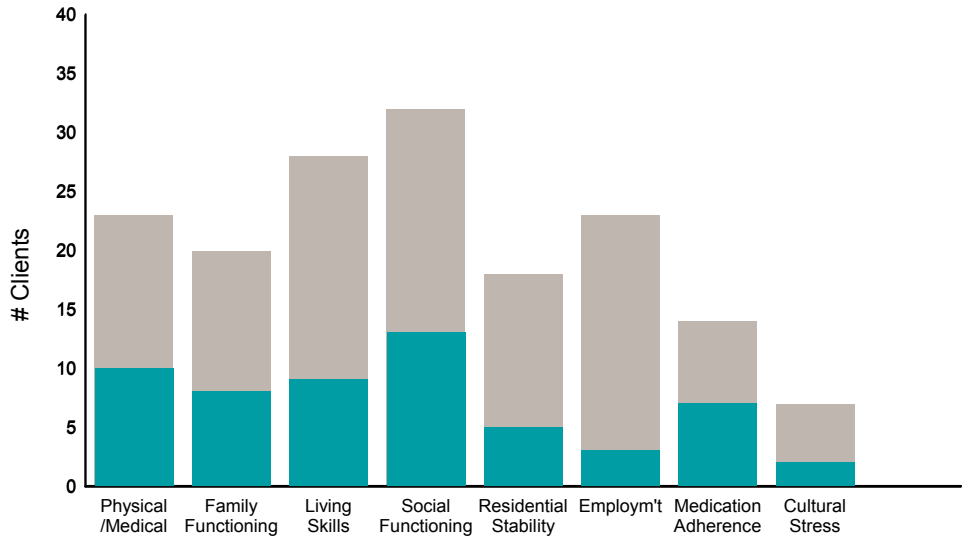


Strengths

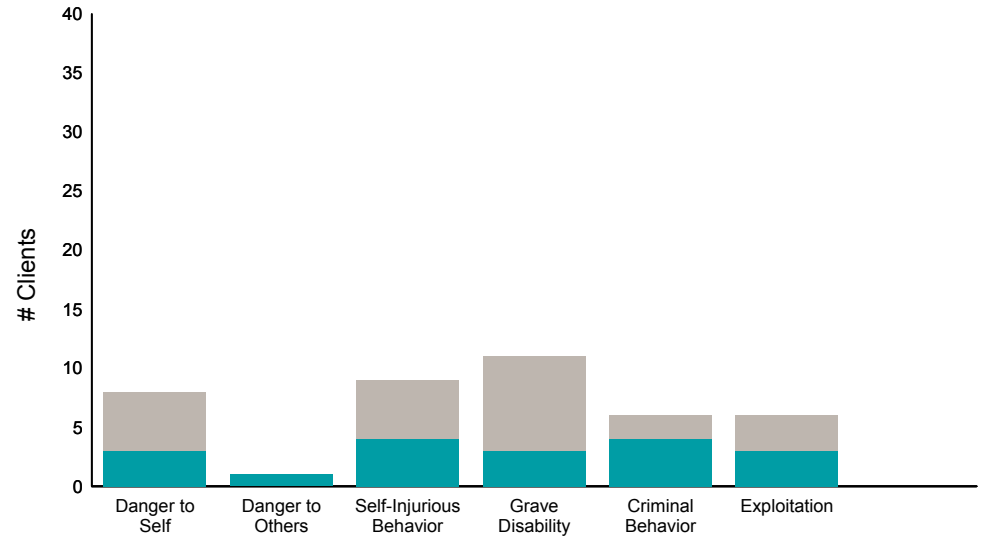


Item	% improvement	Count
Psychosis	21%	5/24
Depression	56%	14/25
Anxiety	42%	11/26
Adjustment to Trauma	32%	8/25
Impulse Control	41%	9/22
Interpersonal Problems	19%	4/21
Substance Use	23%	7/30
Optimism	27%	7/26
Community Connection	33%	8/24
Spiritual /Religious	43%	9/21
Recovery Involvement	26%	6/23

Life Domain Functioning



Risk Behaviors



Item	% improvement	Count
Physical /Medical	43%	10/23
Family Functioning	40%	8/20
Living Skills	32%	9/28
Social Functioning	41%	13/32
Residential Stability	28%	5/18
Employ'm't	13%	3/23
Medication Adherence	50%	7/14
Cultural Stress	29%	2/7
Danger to Self	38%	3/8
Danger to Others	100%	1/1
Self-Injurious Behavior	44%	4/9
Grave Disability	27%	3/11
Criminal Behavior	67%	4/6
Exploitation	50%	3/6

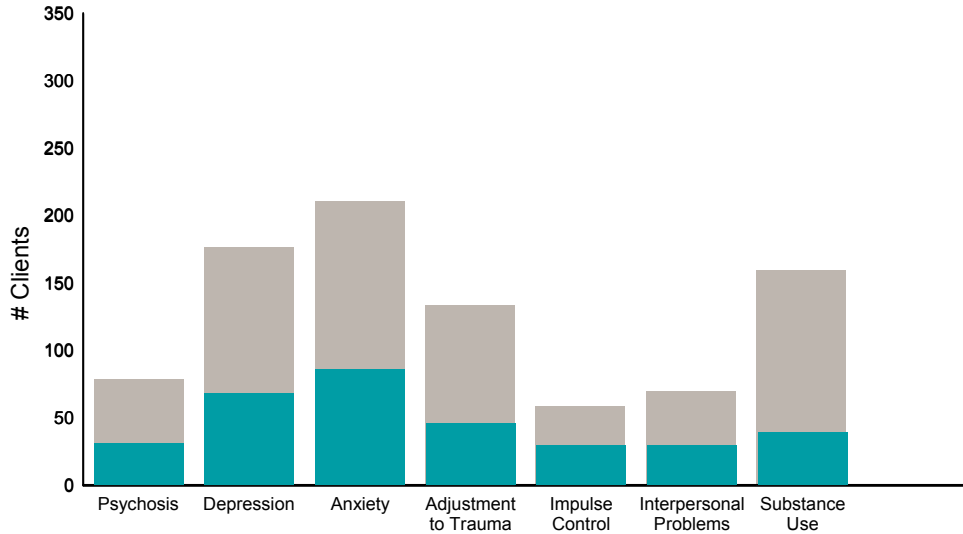
This report reflects data from 7/1/2018 - 6/30/2019

FY18-19 Objective A.2 ANSA Outcomes Item-Level Report
Hyde St Community Services Inc. (38BR3)

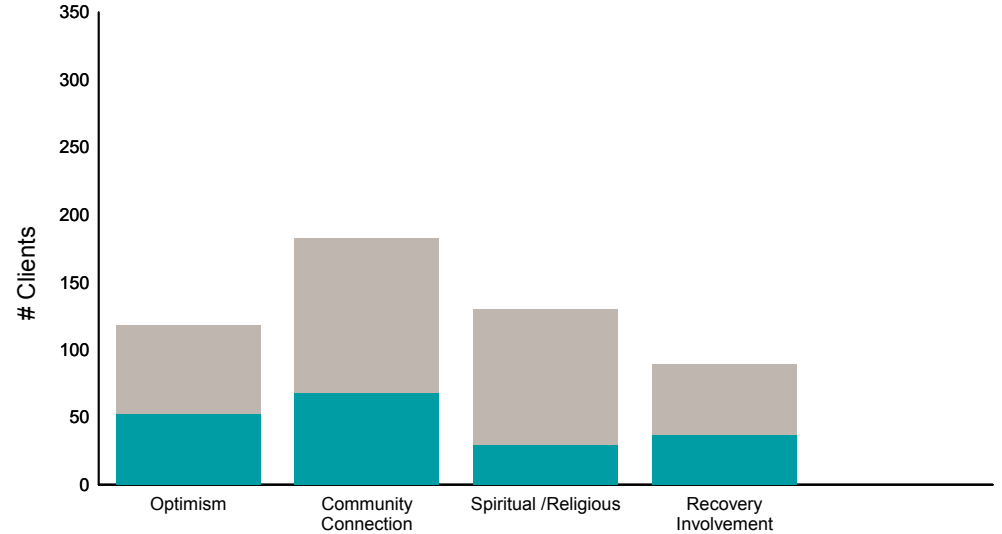
Didn't Improve
 Improved
 This report looks at current ANSAs to see how many clients improved on items rated 2 or 3 from the prior ANSA.

Num of episodes w/ min. 2 ANSAs: 350 Average days between ANSAs: 319.7 % clients improved on min. 30% of actionable items: **51% (= 165/325)**

Behavioral Health Domain

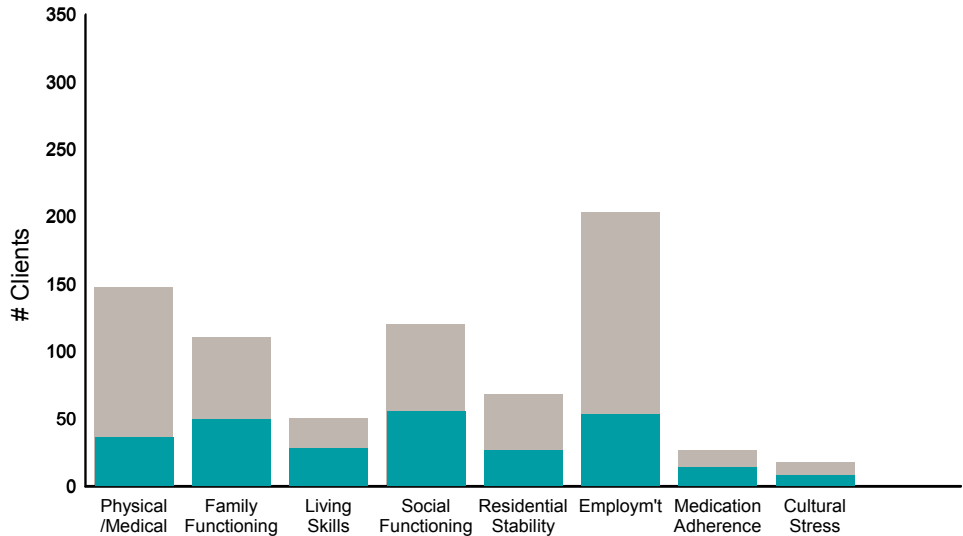


Strengths

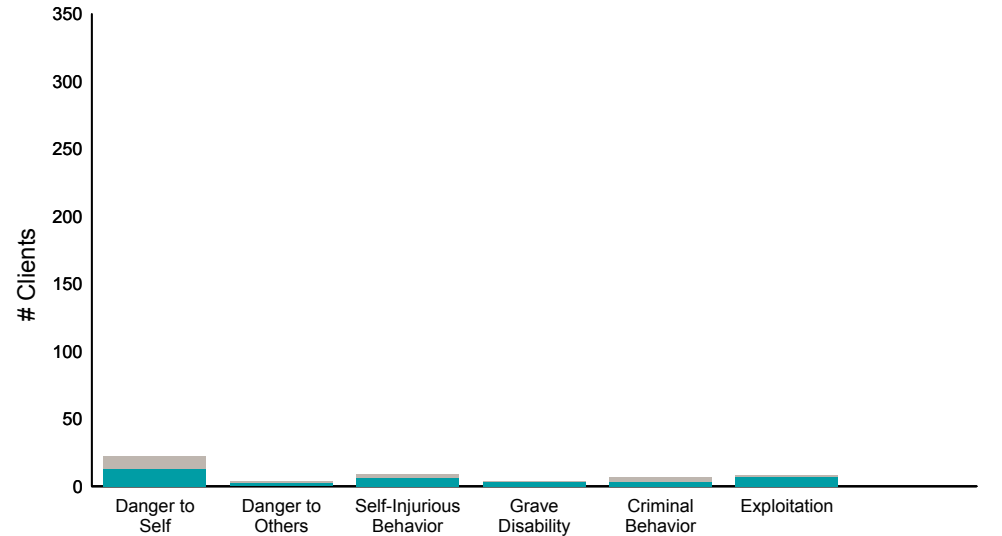


Item	% improvement
Psychosis	39% (31/79)
Depression	38% (68/177)
Anxiety	41% (86/211)
Adjustment to Trauma	34% (46/134)
Impulse Control	49% (29/59)
Interpersonal Problems	41% (29/70)
Substance Use	24% (39/160)
Optimism	44% (52/118)
Community Connection	37% (68/183)
Spiritual /Religious	22% (29/130)
Recovery Involvement	42% (37/89)

Life Domain Functioning



Risk Behaviors



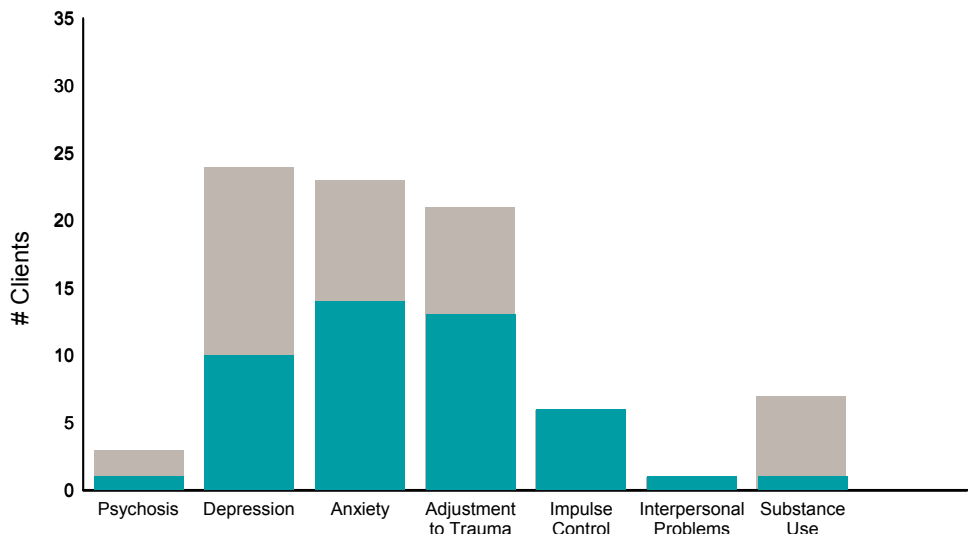
Item	% improvement
Physical /Medical	24% (36/148)
Family Functioning	44% (49/111)
Living Skills	55% (28/51)
Social Functioning	45% (55/121)
Residential Stability	38% (26/69)
Employ'm't	26% (53/204)
Medication Adherence	52% (14/27)
Cultural Stress	44% (8/18)
Danger to Self	59% (13/22)
Danger to Others	50% (2/4)
Self-Injurious Behavior	67% (6/9)
Grave Disability	75% (3/4)
Criminal Behavior	43% (3/7)
Exploitation	88% (7/8)

FY18-19 Objective A.2 ANSA Outcomes Item-Level Report
Infant Parent Prg (38C84)

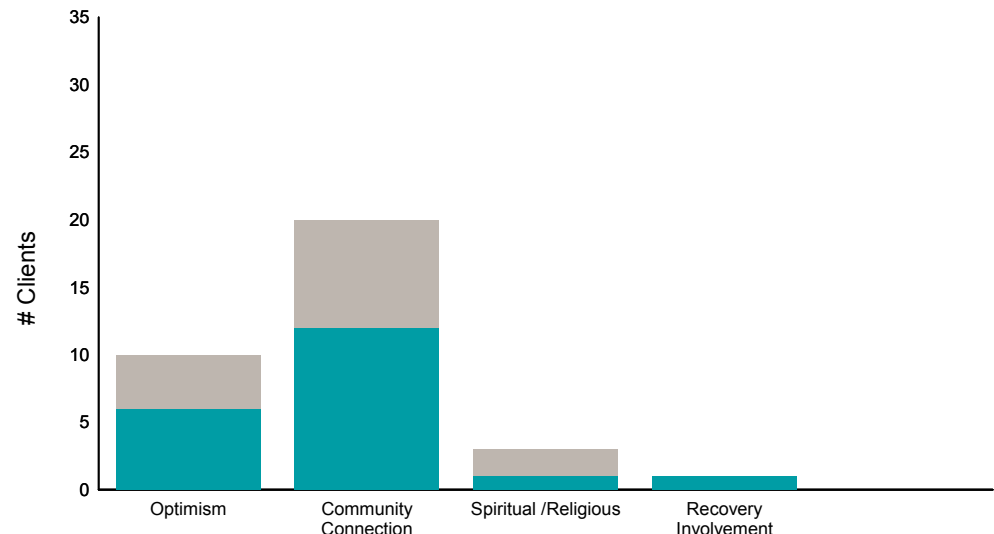
Didn't Improve
 Improved
 This report looks at current ANSAs to see how many clients improved on items rated 2 or 3 from the prior ANSA.

Num of episodes w/ min. 2 ANSAs: **34** Average days between ANSAs: **193.1** % clients improved on min. 30% of actionable items: **76% (= 26/34)**

Behavioral Health Domain

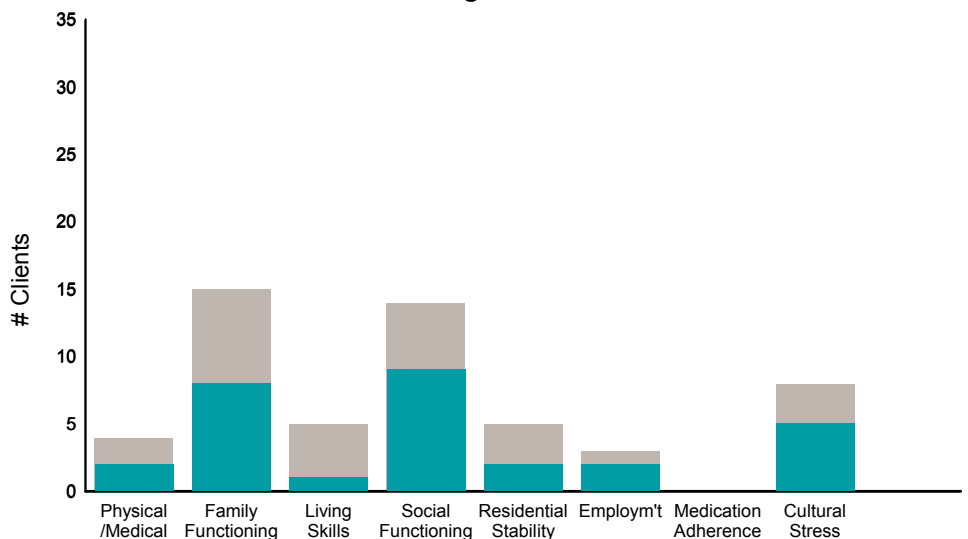


Strengths




Item	% improvement
Psychosis	33% (1/3)
Depression	42% (10/24)
Anxiety	61% (14/23)
Adjustment to Trauma	62% (13/21)
Impulse Control	100% (6/6)
Interpersonal Problems	100% (1/1)
Substance Use	14% (1/7)
Optimism	60% (6/10)
Community Connection	60% (12/20)
Spiritual /Religious	33% (1/3)
Recovery Involvement	100% (1/1)

Life Domain Functioning



Risk Behaviors



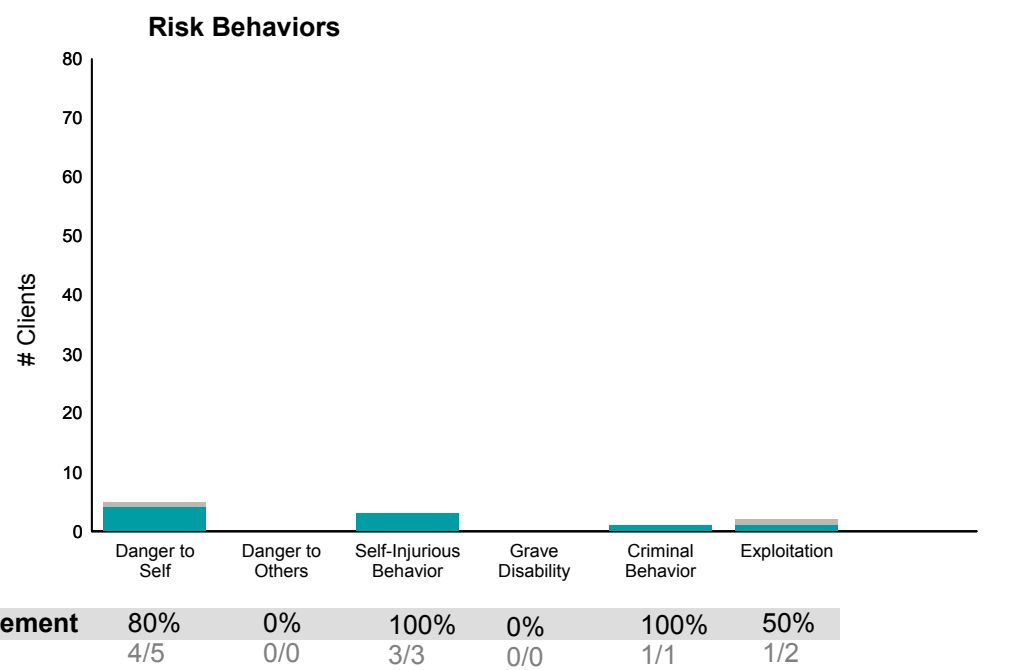
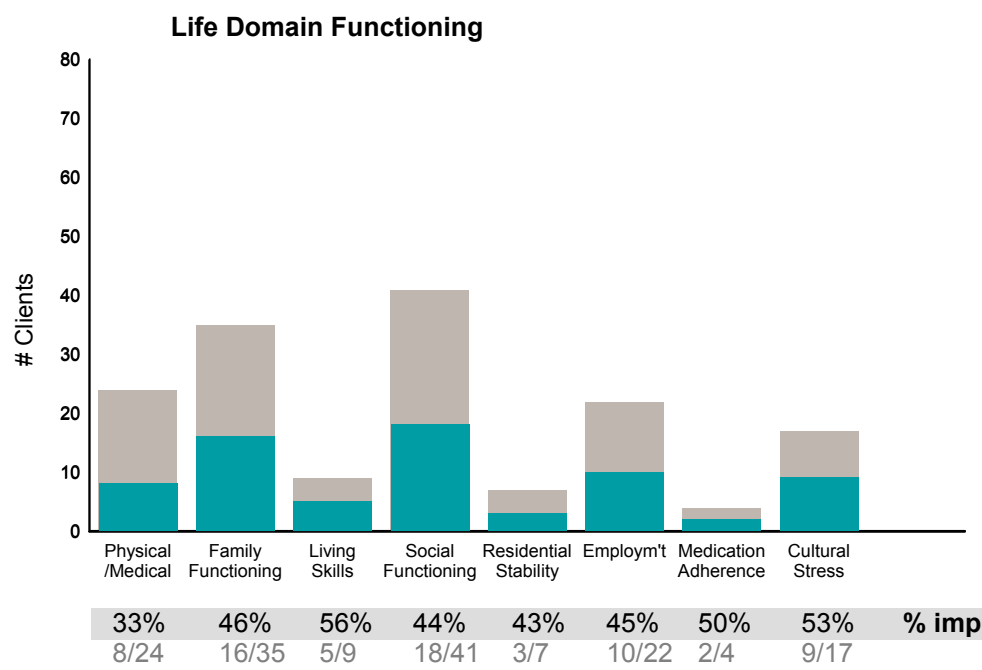
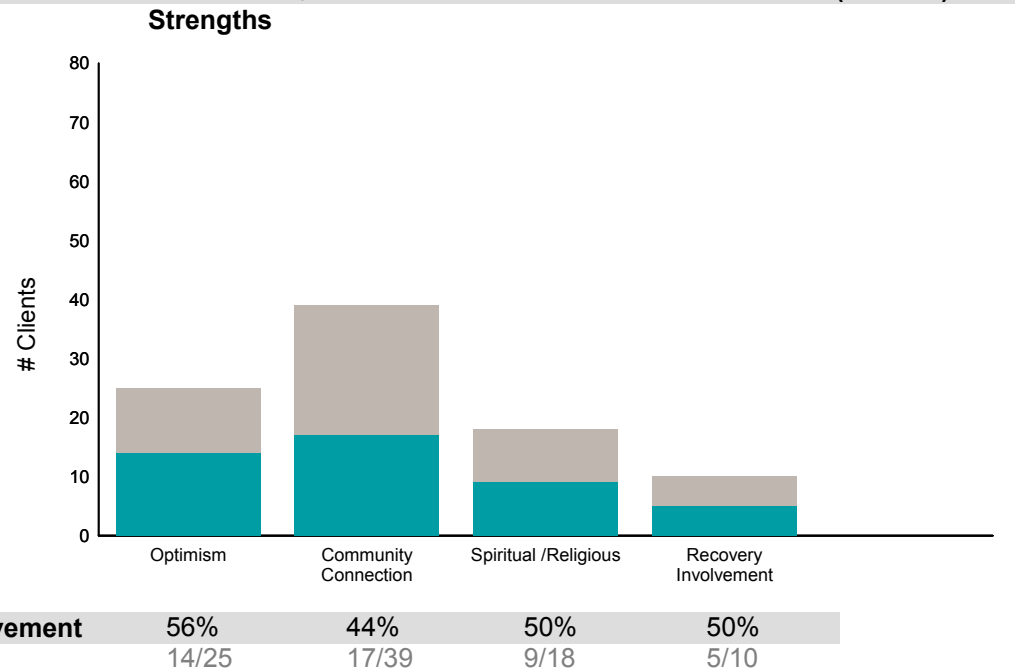
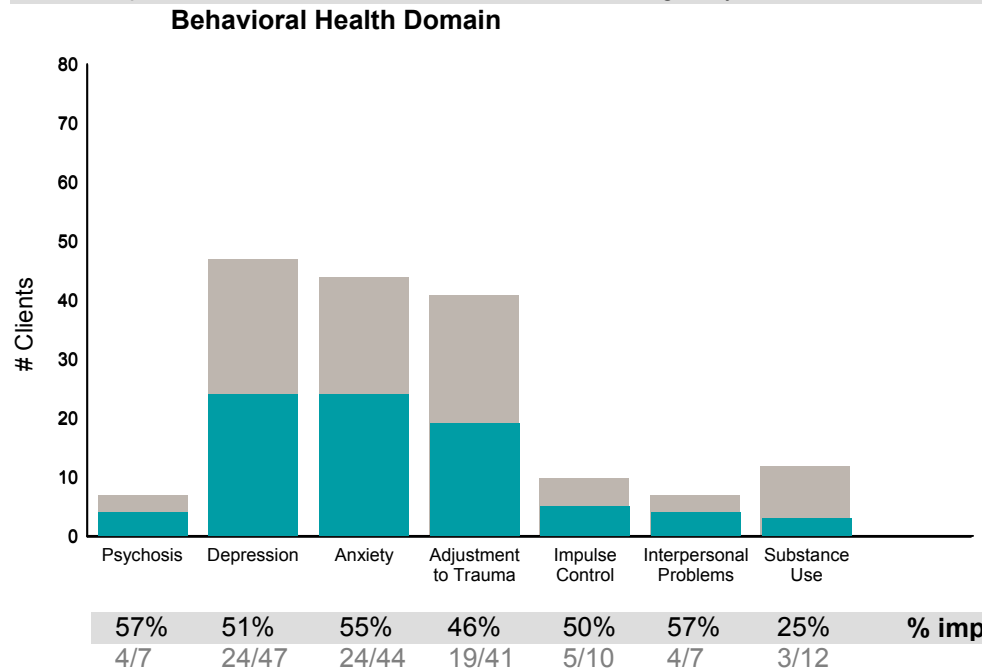
Item	% improvement
Physical /Medical	50% (2/4)
Family Functioning	53% (8/15)
Living Skills	20% (1/5)
Social Functioning	64% (9/14)
Residential Stability	40% (2/5)
Employ'm't	67% (2/3)
Medication Adherence	0% (0/0)
Cultural Stress	63% (5/8)
Danger to Self	50% (1/2)
Danger to Others	0% (0/0)
Self-Injurious Behavior	0% (0/0)
Grave Disability	0% (0/0)
Criminal Behavior	0% (0/0)
Exploitation	0% (0/0)

This report reflects data from 7/1/2018 - 6/30/2019



Didn't Improve
 Improved
 This report looks at current ANSAs to see how many clients improved on items rated 2 or 3 from the prior ANSA.

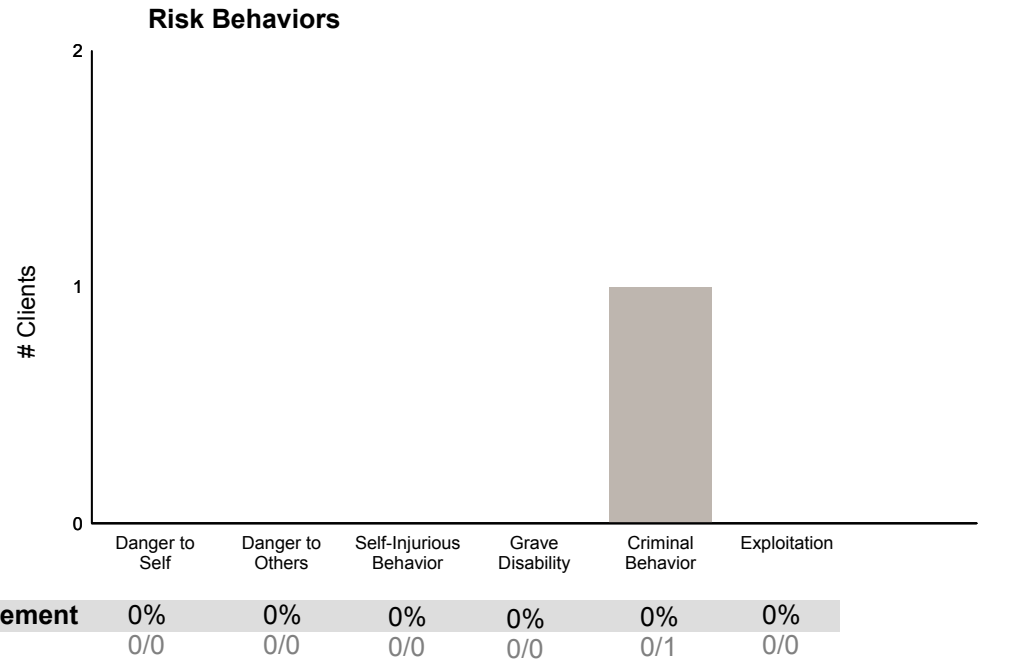
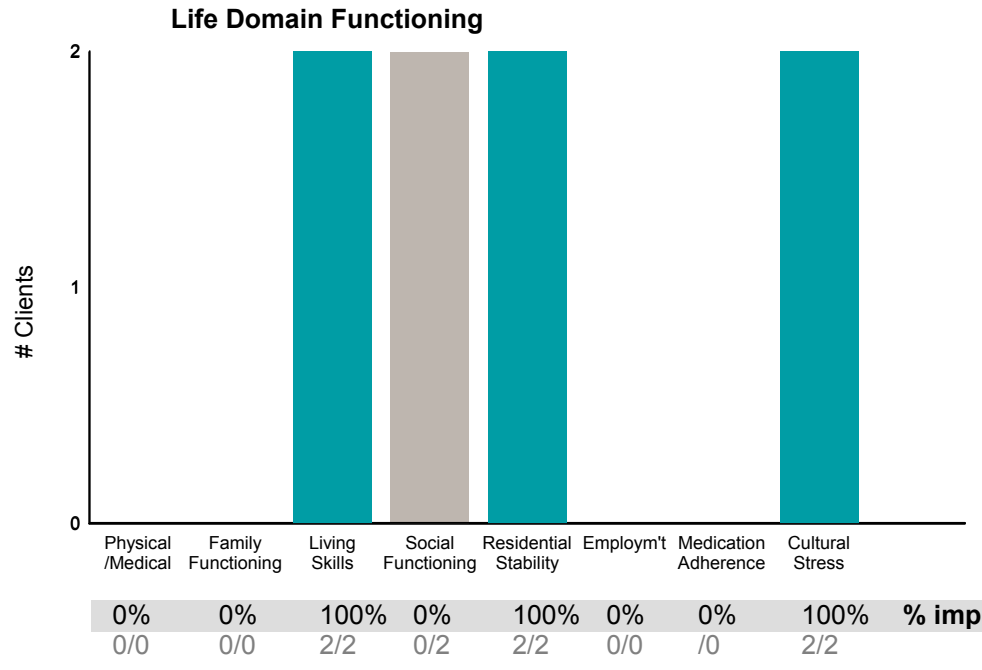
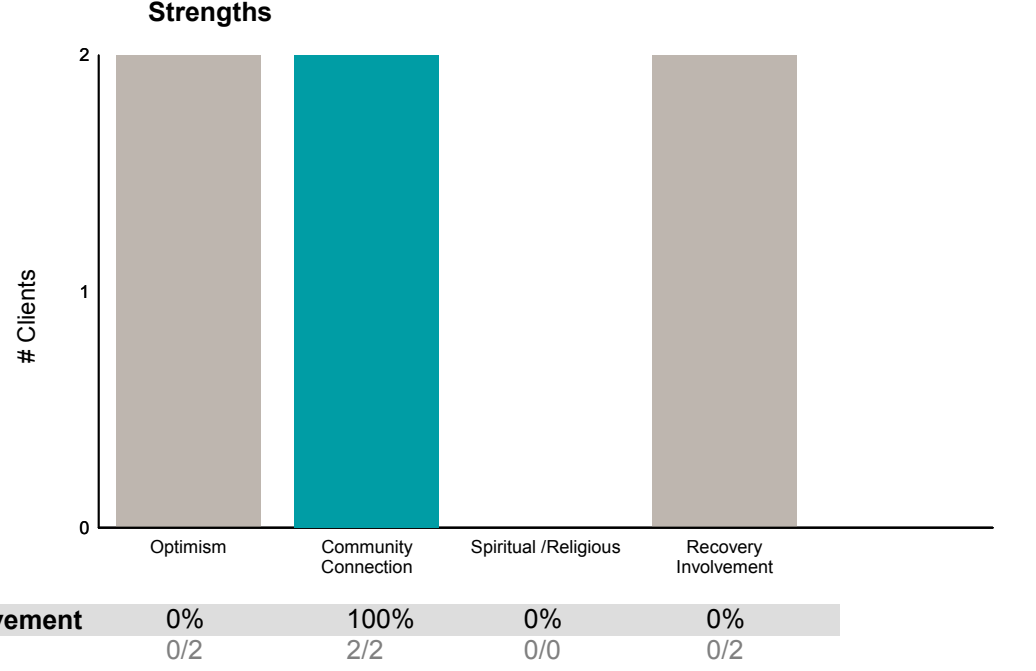
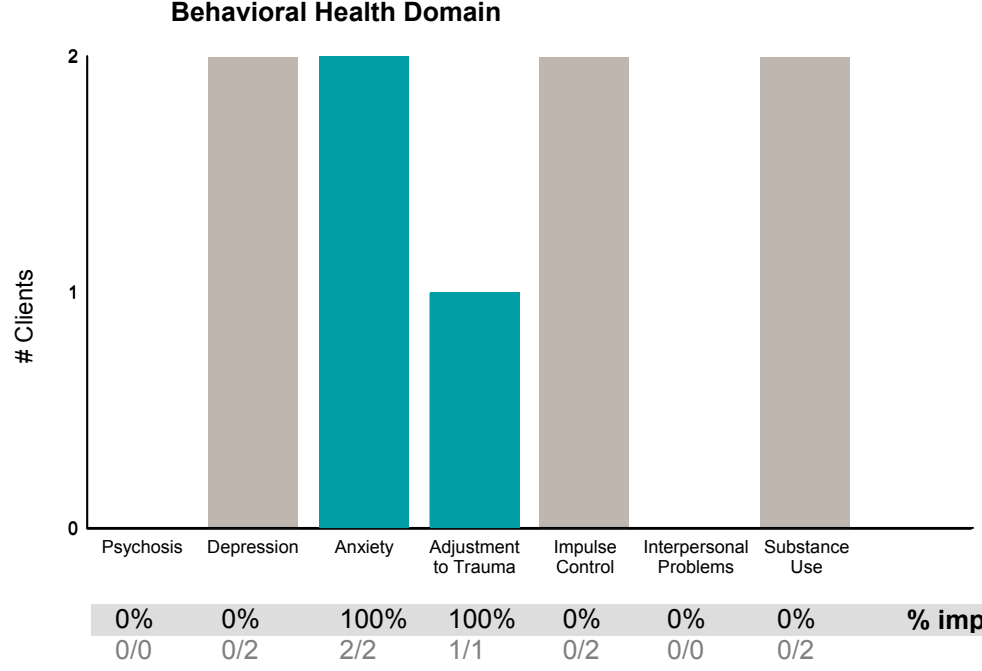
Num of episodes w/ min. 2 ANSAs: 74 Average days between ANSAs: 256.1 % clients improved on min. 30% of actionable items: **63% (= 40/64)**



FY18-19 Objective A.2 ANSA Outcomes Item-Level Report
Instituto Families First 38LA10

Didn't Improve
 Improved
 This report looks at current ANSAs to see how many clients improved on items rated 2 or 3 from the prior ANSA.

Num of episodes w/ min. 2 ANSAs: **2** Average days between ANSAs: **133.0** % clients improved on min. 30% of actionable items: **100% (= 2/2)**



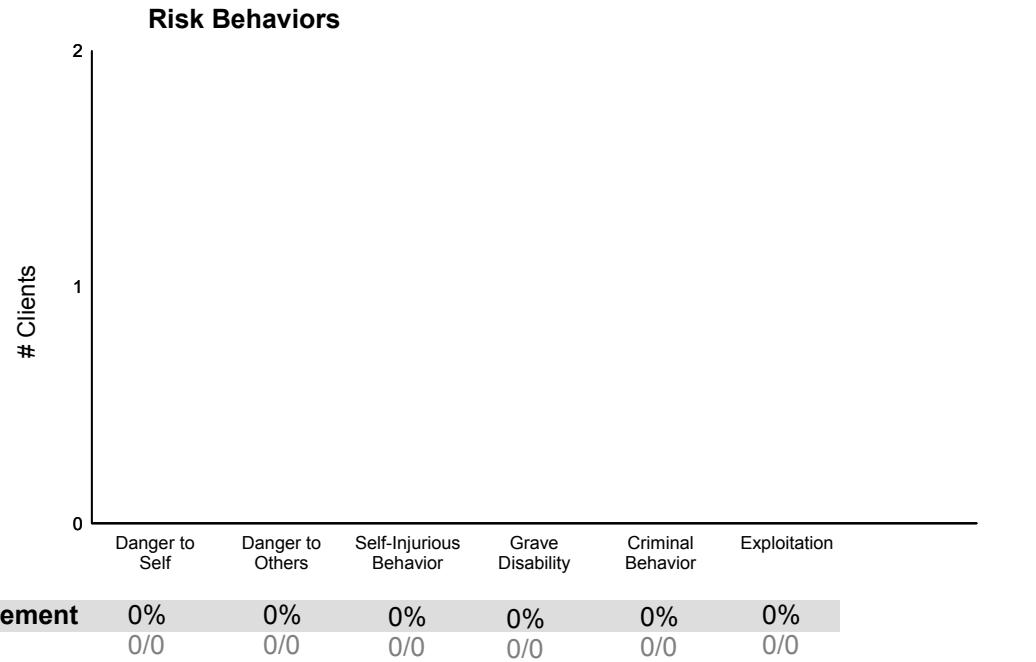
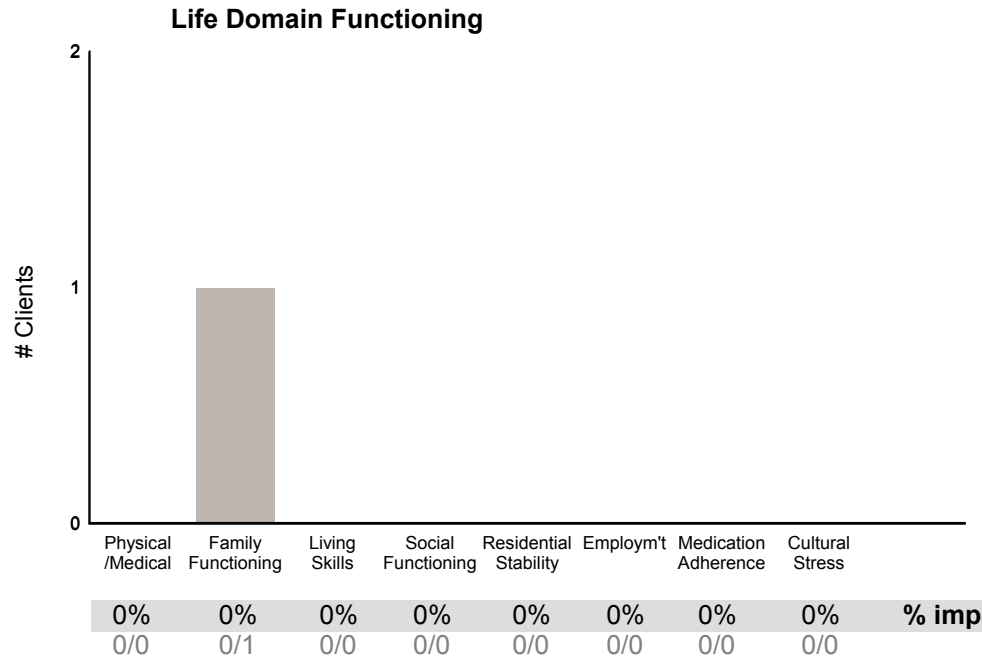
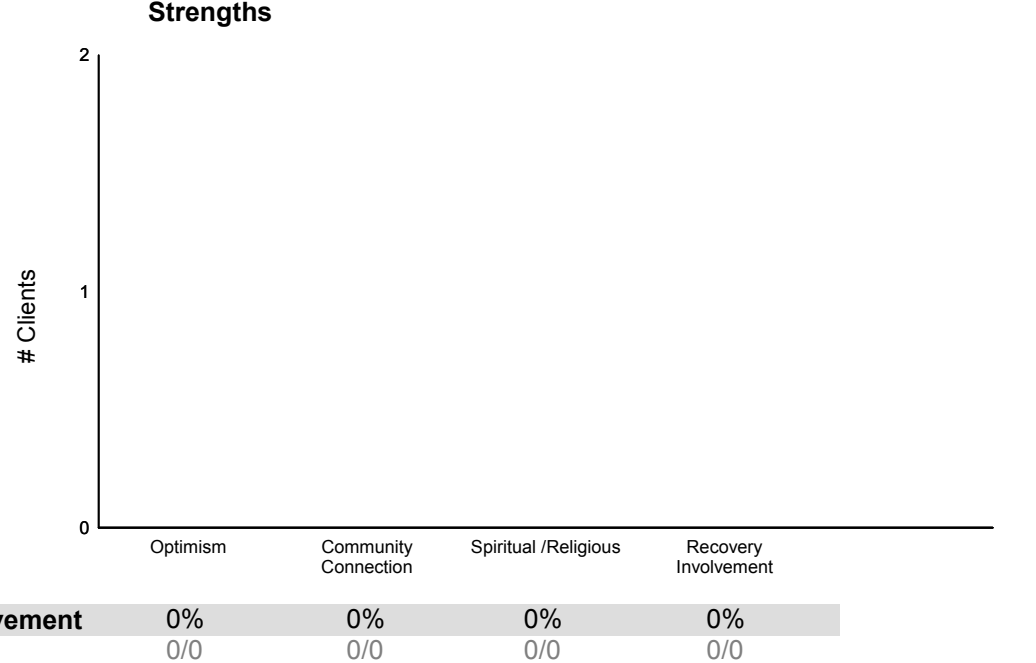

This report reflects data from 7/1/2018 - 6/30/2019



FY18-19 Objective A.2 ANSA Outcomes Item-Level Report
Jewish Family Child Serv AdultMH(38ADM1)

Didn't Improve
 Improved
 This report looks at current ANSAs to see how many clients improved on items rated 2 or 3 from the prior ANSA.

Num of episodes w/ min. 2 ANSAs: **2** Average days between ANSAs: **261.5** % clients improved on min. 30% of actionable items: **0%**



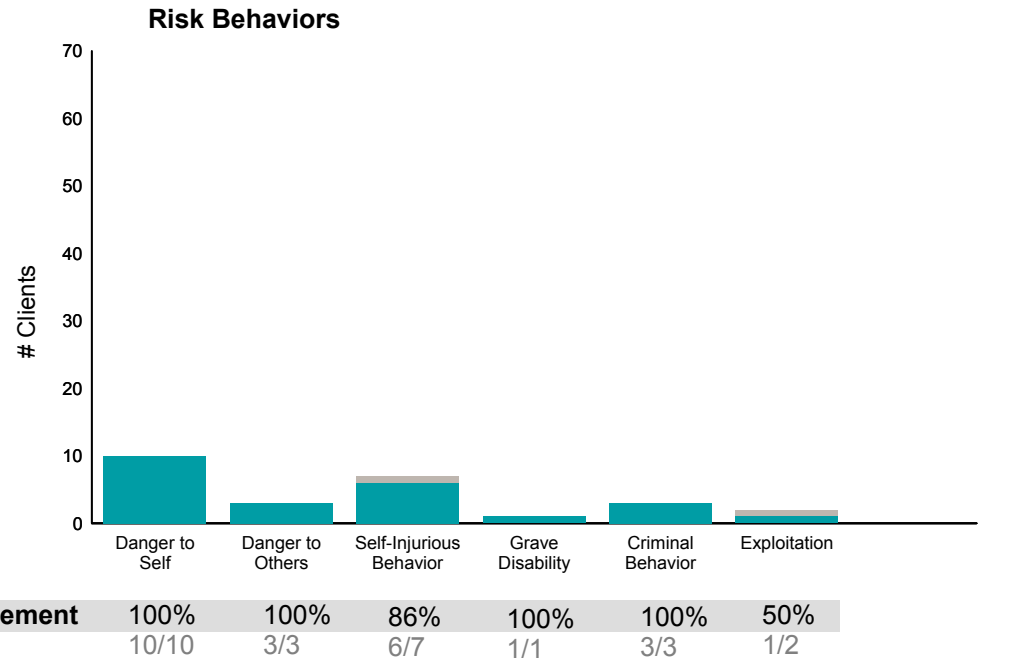
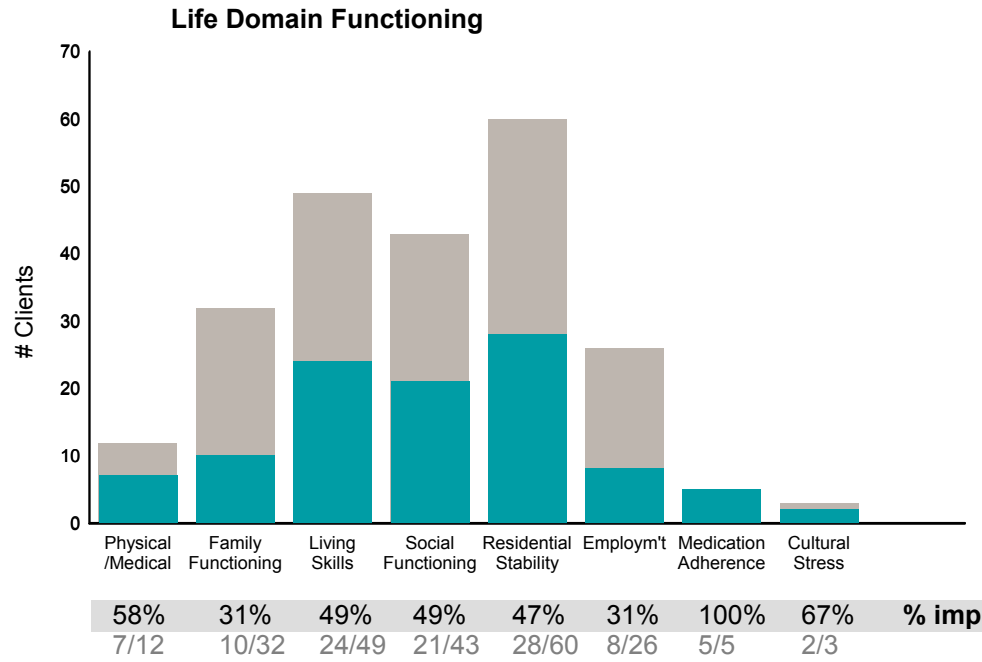
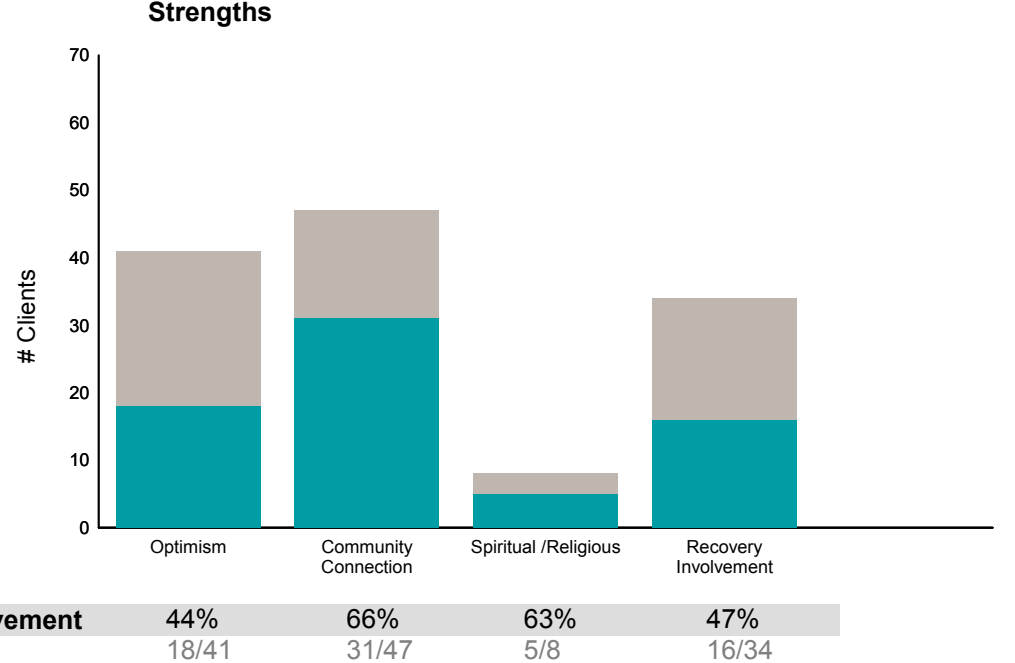
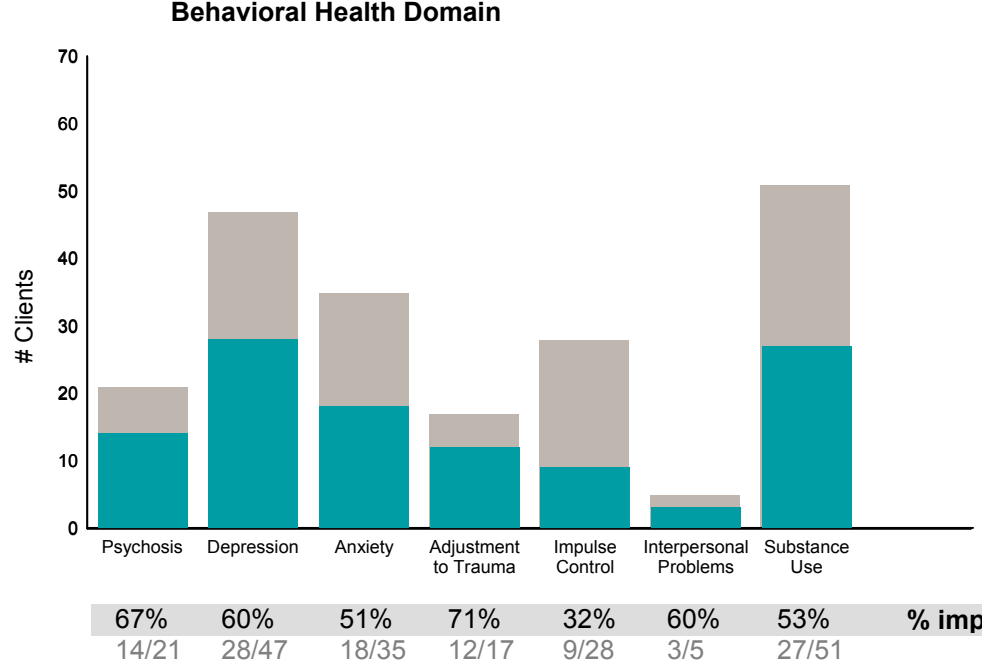
This report reflects data from 7/1/2018 - 6/30/2019



FY18-19 Objective A.2 ANSA Outcomes Item-Level Report
La Amistad Residential Adult & Day Treatment (38091, 38092)

Didn't Improve
 Improved
 This report looks at current ANSAs to see how many clients improved on items rated 2 or 3 from the prior ANSA.

Num of episodes w/ min. 2 ANSAs: 66 Average days between ANSAs: 65.6 % clients improved on min. 30% of actionable items: **80% (= 53/66)**



This report reflects data from 7/1/2018 - 6/30/2019

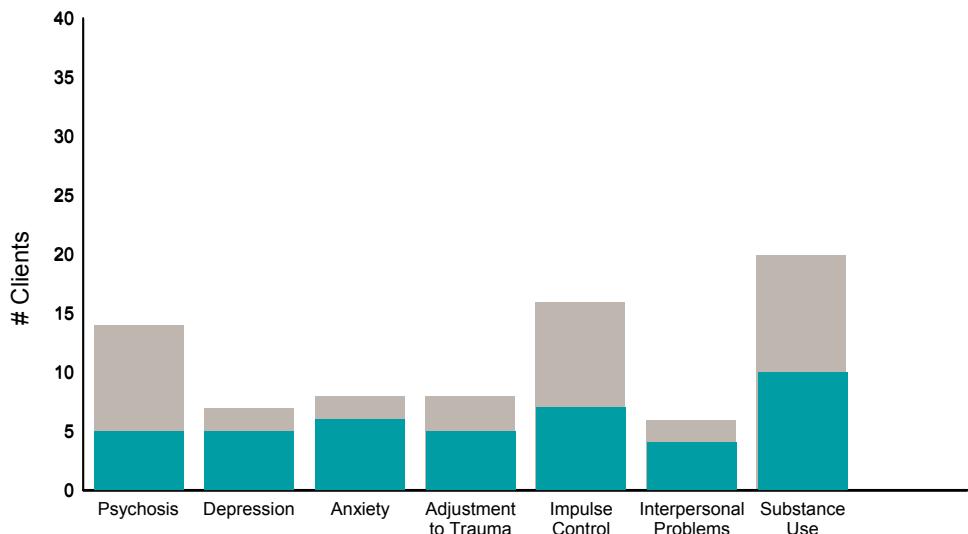


FY18-19 Objective A.2 ANSA Outcomes Item-Level Report
LHH Dept of Psychiatry (38KJOP)

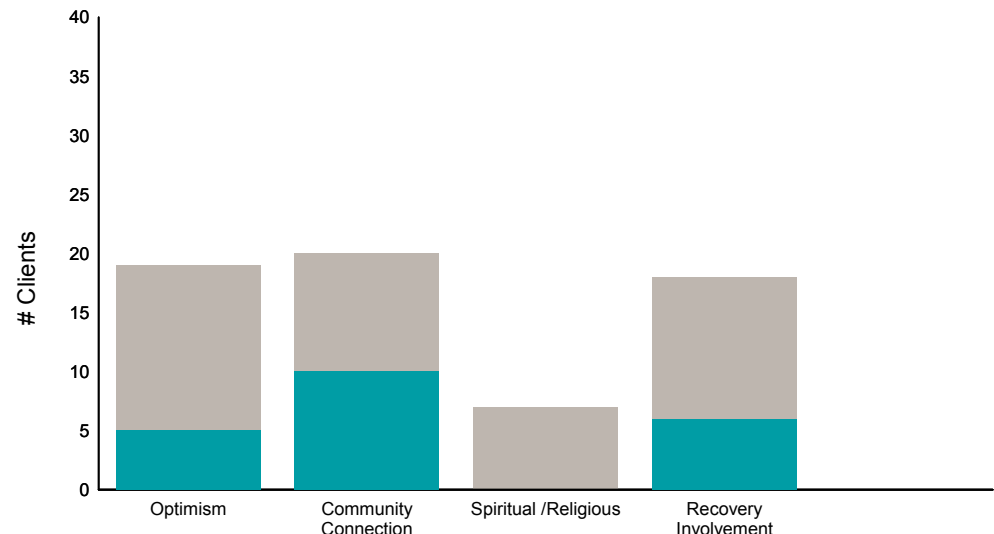
Didn't Improve
 Improved
 This report looks at current ANSAs to see how many clients improved on items rated 2 or 3 from the prior ANSA.

Num of episodes w/ min. 2 ANSAs: **37** Average days between ANSAs: **329.7** % clients improved on min. 30% of actionable items: **78% (= 29/37)**

Behavioral Health Domain

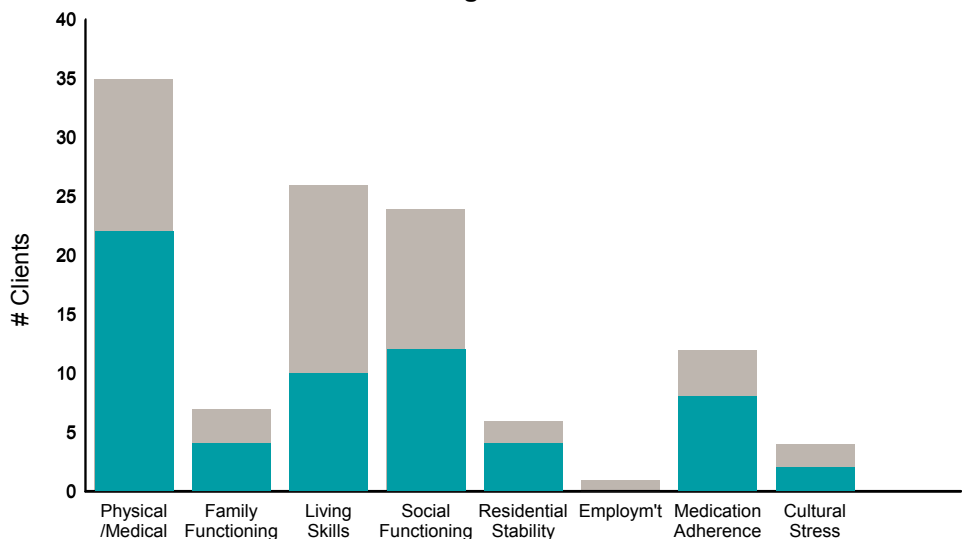


Strengths

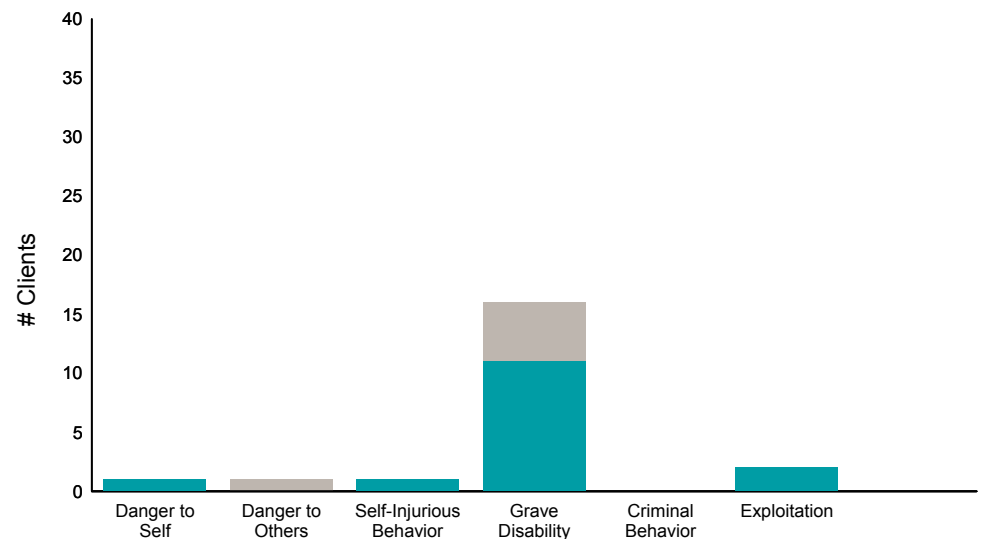


Item	% improvement
Psychosis	36% (5/14)
Depression	71% (5/7)
Anxiety	75% (6/8)
Adjustment to Trauma	63% (5/8)
Impulse Control	44% (7/16)
Interpersonal Problems	67% (4/6)
Substance Use	50% (10/20)
Optimism	26% (5/19)
Community Connection	50% (10/20)
Spiritual /Religious	0% (0/7)
Recovery Involvement	33% (6/18)

Life Domain Functioning



Risk Behaviors



Item	% improvement
Physical /Medical	63% (22/35)
Family Functioning	57% (4/7)
Living Skills	38% (10/26)
Social Functioning	50% (12/24)
Residential Stability	67% (4/6)
Employ'm't	0% (0/1)
Medication Adherence	67% (8/12)
Cultural Stress	50% (2/4)
Danger to Self	100% (1/1)
Danger to Others	0% (0/1)
Self-Injurious Behavior	100% (1/1)
Grave Disability	69% (11/16)
Criminal Behavior	0% (0/0)
Exploitation	100% (2/2)

This report reflects data from 7/1/2018 - 6/30/2019

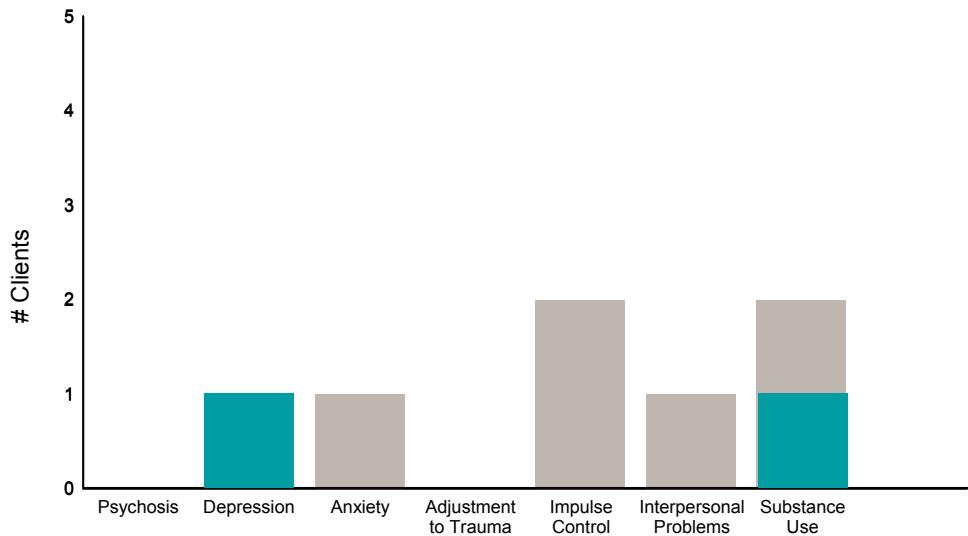


FY18-19 Objective A.2 ANSA Outcomes Item-Level Report
LHH NON SPECIALTY PRIMARY CARE

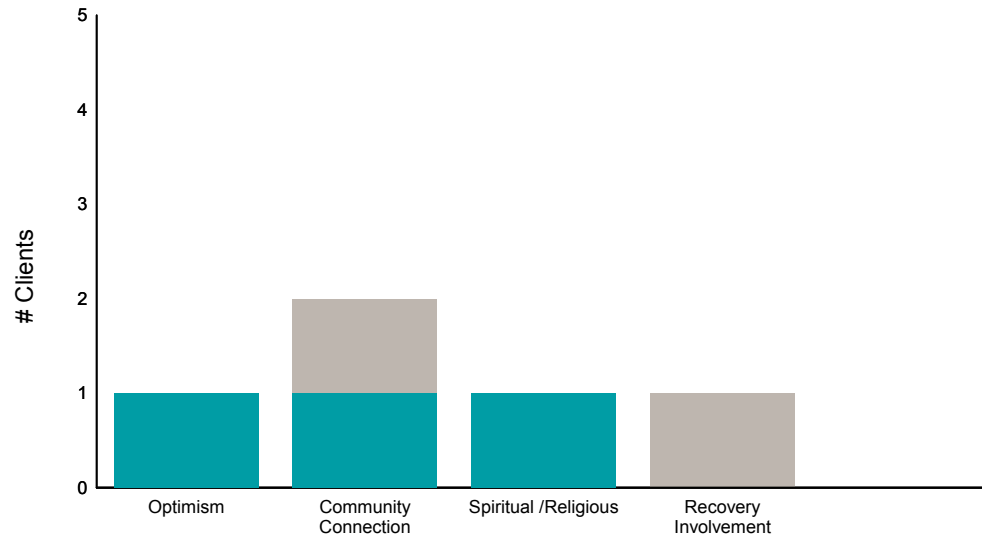
Didn't Improve
 Improved
 This report looks at current ANSAs to see how many clients improved on items rated 2 or 3 from the prior ANSA.

Num of episodes w/ min. 2 ANSAs: **5** Average days between ANSAs: **320.6** % clients improved on min. 30% of actionable items: **80% (= 4/5)**

Behavioral Health Domain

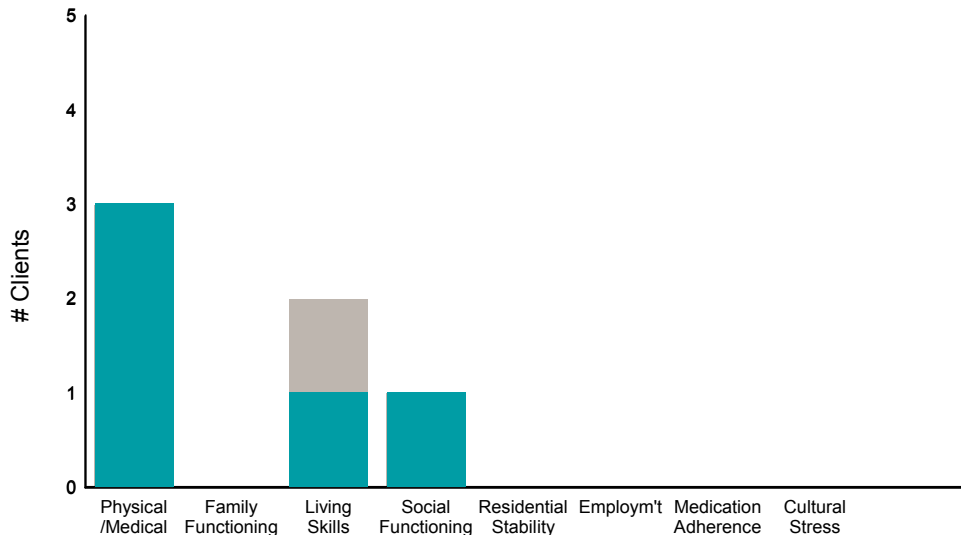


Strengths

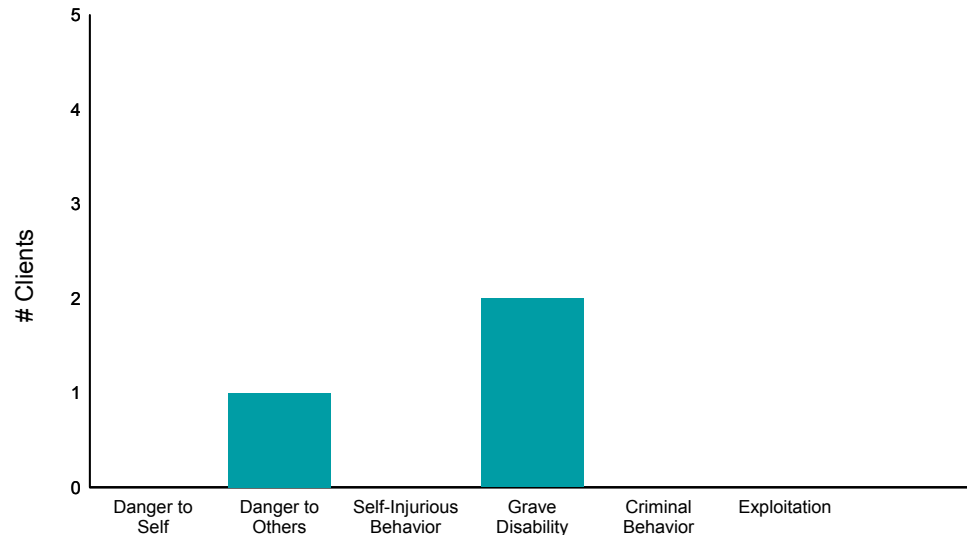


Item	% improvement
Psychosis	0% (0/0)
Depression	100% (1/1)
Anxiety	0% (0/1)
Adjustment to Trauma	0% (0/0)
Impulse Control	0% (0/2)
Interpersonal Problems	0% (0/1)
Substance Use	50% (1/2)
Optimism	100% (1/1)
Community Connection	50% (1/2)
Spiritual /Religious	100% (1/1)
Recovery Involvement	0% (0/1)

Life Domain Functioning



Risk Behaviors



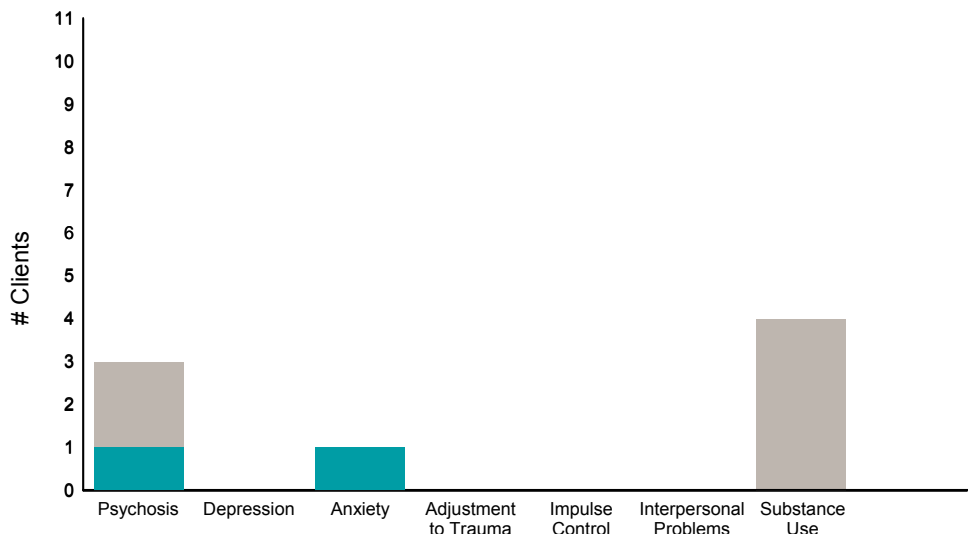
Item	% improvement
Physical /Medical	100% (3/3)
Family Functioning	0% (0/0)
Living Skills	50% (1/2)
Social Functioning	100% (1/1)
Residential Stability	0% (0/0)
Employ'm't	0% (0/0)
Medication Adherence	0% (0/0)
Cultural Stress	0% (0/0)
Danger to Self	0% (0/0)
Danger to Others	100% (1/1)
Self-Injurious Behavior	0% (0/0)
Grave Disability	100% (2/2)
Criminal Behavior	0% (0/0)
Exploitation	0% (0/0)

FY18-19 Objective A.2 ANSA Outcomes Item-Level Report
Mission IMD Alternatives (38047)

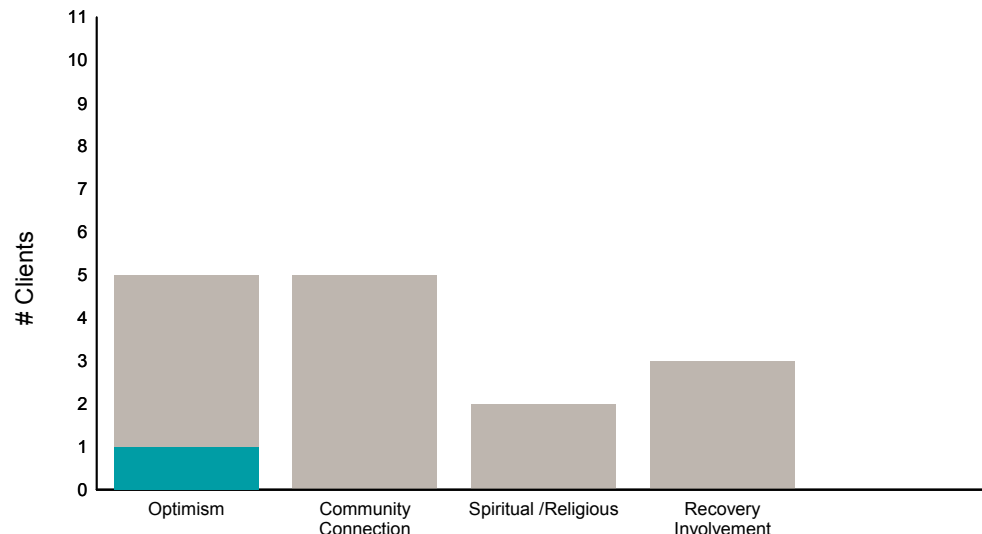
Didn't Improve
 Improved
 This report looks at current ANSAs to see how many clients improved on items rated 2 or 3 from the prior ANSA.

Num of episodes w/ min. 2 ANSAs: 11 Average days between ANSAs: 365.4 % clients improved on min. 30% of actionable items: **22% (= 2/9)**

Behavioral Health Domain




Strengths

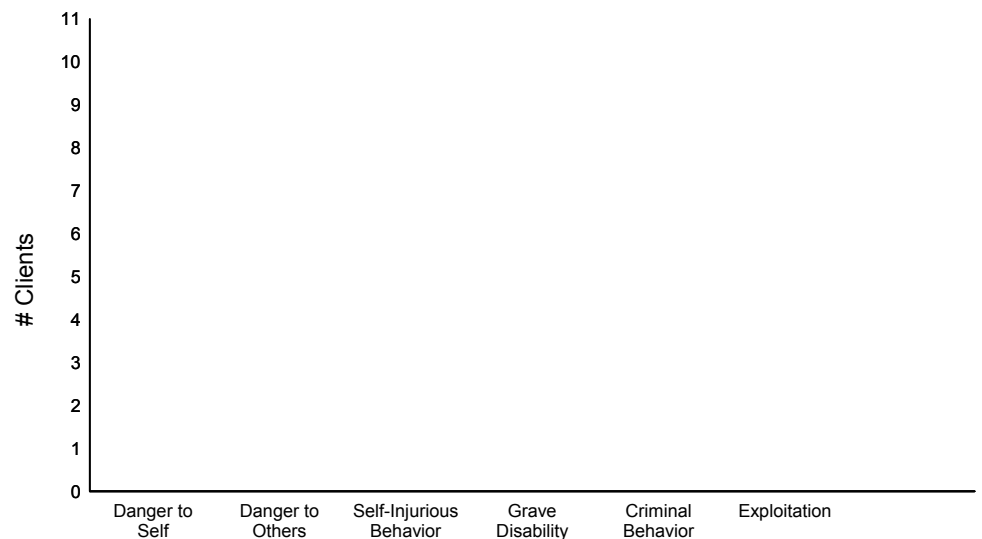


							% improvement				
33%	0%	100%	0%	0%	0%	0%	20%	0%	0%	0%	
1/3	0/0	1/1	0/0	0/0	0/0	0/4	1/5	0/5	0/2	0/3	

Life Domain Functioning



Risk Behaviors



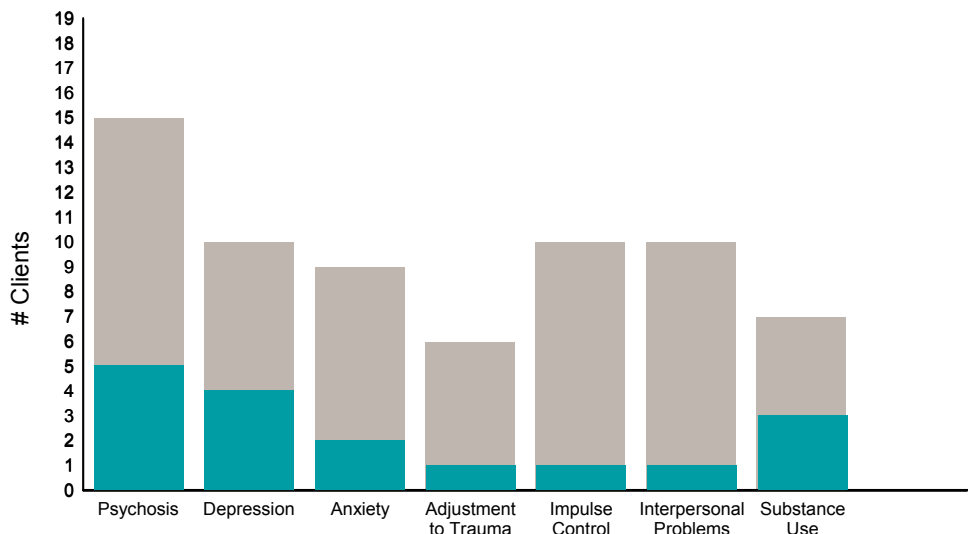
								% improvement						
100%	0%	0%	0%	0%	0%	0%	0%	0%	0%	0%	0%	0%		
2/2	0/0	0/0	0/0	0/0	0/0	0/0	0/0	0/0	0/0	0/0	0/0	0/0		

FY18-19 Objective A.2 ANSA Outcomes Item-Level Report
MISSION MH MISSION ACT (3804SP)

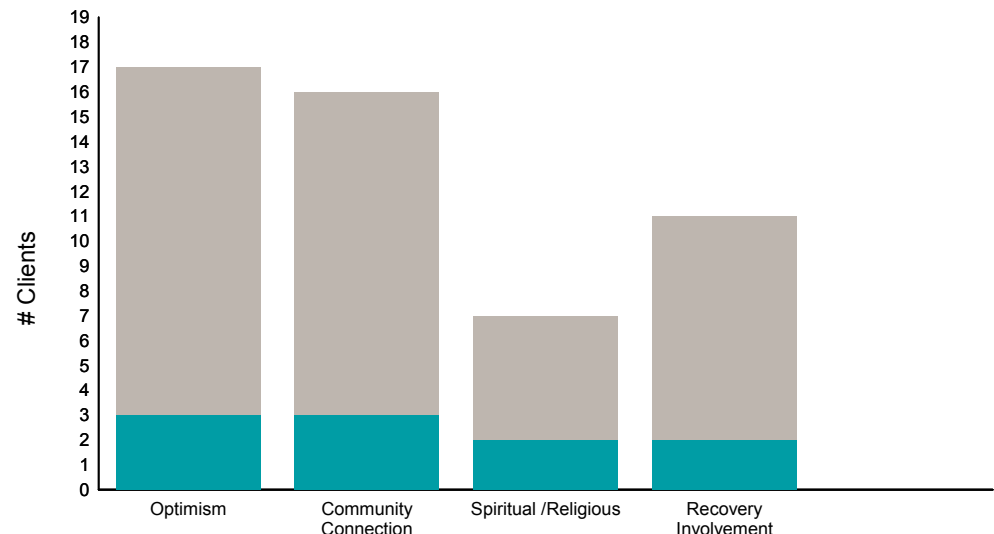
Didn't Improve
 Improved
 This report looks at current ANSAs to see how many clients improved on items rated 2 or 3 from the prior ANSA.

Num of episodes w/ min. 2 ANSAs: 19 Average days between ANSAs: 427.9 % clients improved on min. 30% of actionable items: **65% (= 11/17)**

Behavioral Health Domain

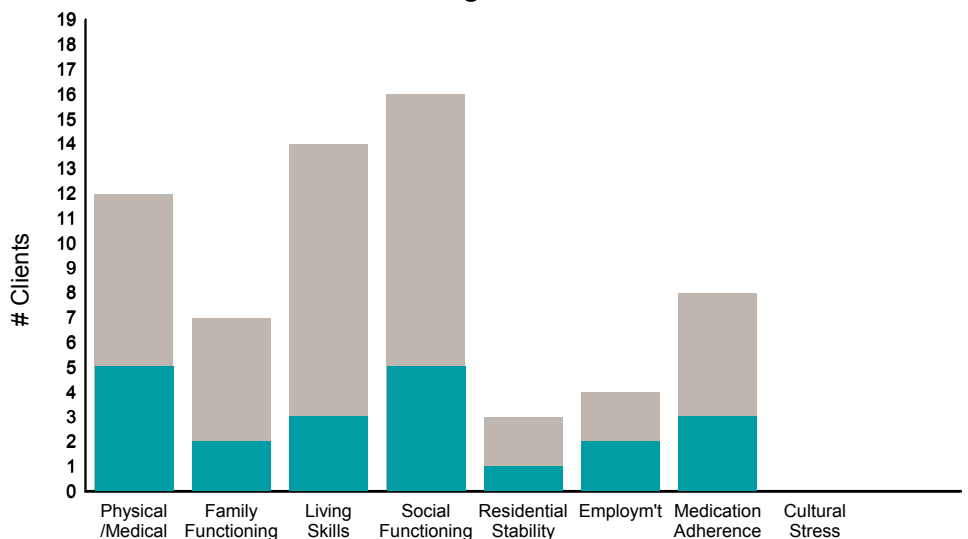


Strengths

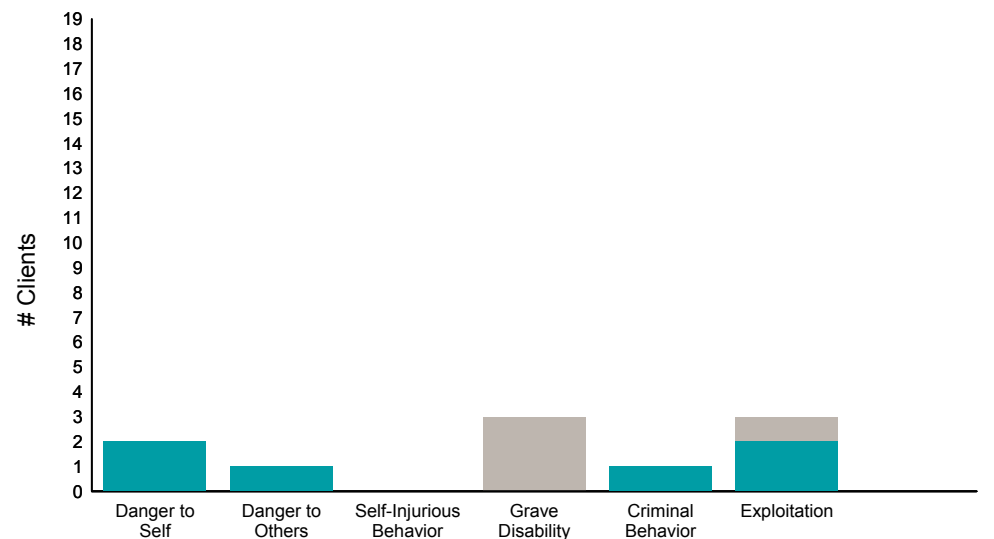


Item	% improvement
Psychosis	33% (5/15)
Depression	40% (4/10)
Anxiety	22% (2/9)
Adjustment to Trauma	17% (1/6)
Impulse Control	10% (1/10)
Interpersonal Problems	10% (1/10)
Substance Use	43% (3/7)
Optimism	18% (3/17)
Community Connection	19% (3/16)
Spiritual /Religious	29% (2/7)
Recovery Involvement	18% (2/11)

Life Domain Functioning



Risk Behaviors



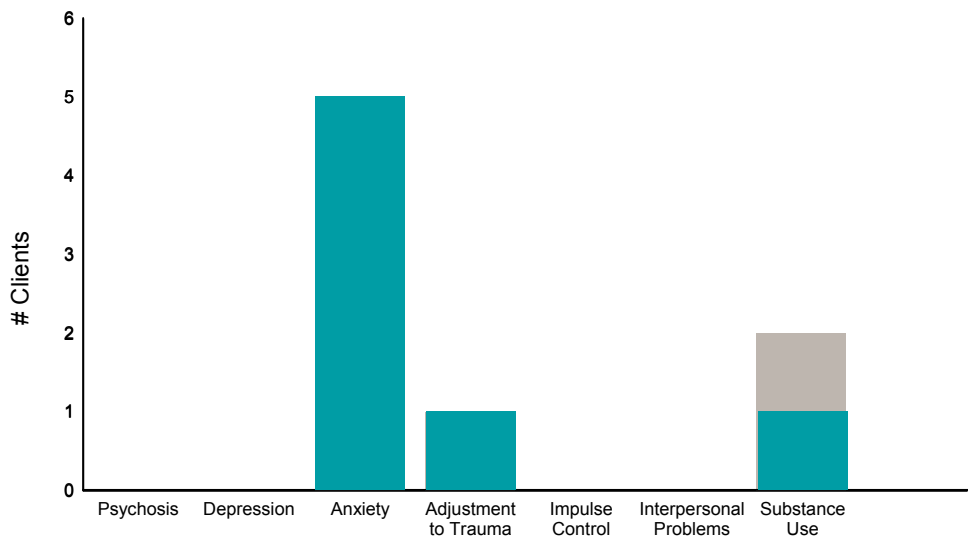
Item	% improvement
Physical /Medical	42% (5/12)
Family Functioning	29% (2/7)
Living Skills	21% (3/14)
Social Functioning	31% (5/16)
Residential Stability	33% (1/3)
Employ'm't	50% (2/4)
Medication Adherence	38% (3/8)
Cultural Stress	0% (0/0)
Danger to Self	100% (2/2)
Danger to Others	100% (1/1)
Self-Injurious Behavior	0% (0/0)
Grave Disability	0% (0/3)
Criminal Behavior	100% (1/1)
Exploitation	67% (2/3)

FY18-19 Objective A.2 ANSA Outcomes Item-Level Report
Mission MH PSTAC (3804PS)

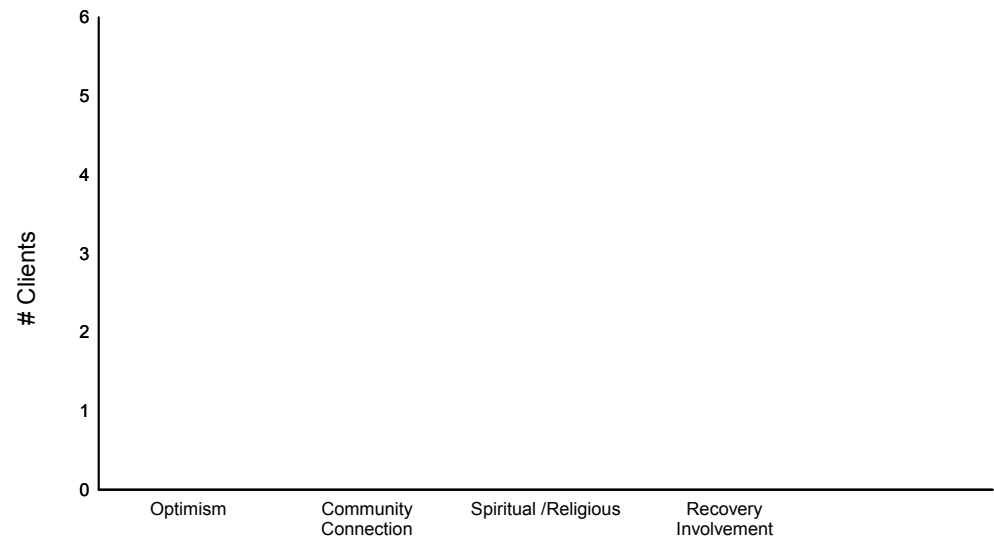
Didn't Improve
 Improved
 This report looks at current ANSAs to see how many clients improved on items rated 2 or 3 from the prior ANSA.

Num of episodes w/ min. 2 ANSAs: **6**
 Average days between ANSAs: **127.7**
 % clients improved on min. 30% of actionable items: **100% (= 5/5)**

Behavioral Health Domain

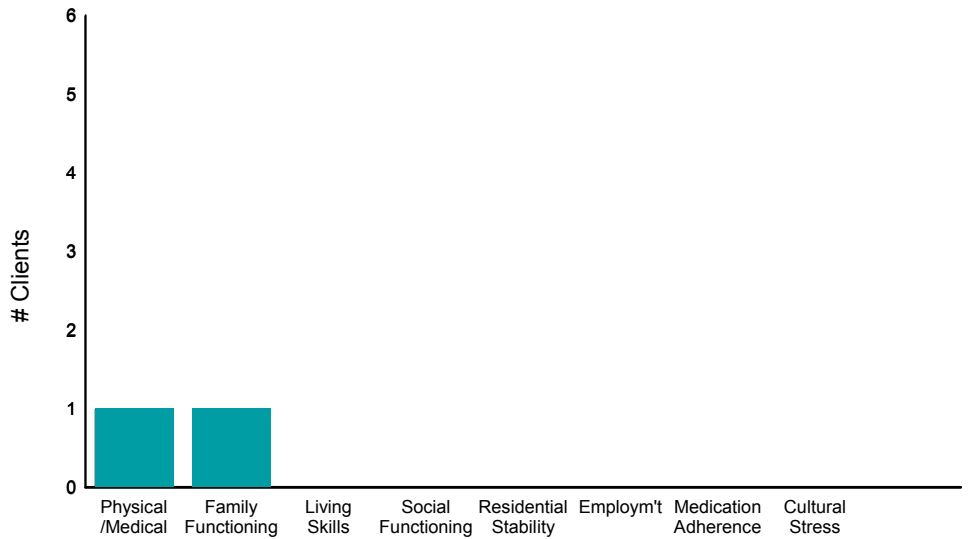


Strengths




Item	Improved	Didn't Improve	% improvement
Psychosis	0/0	0/0	0%
Depression	0/0	0/0	0%
Anxiety	5/5	0/0	100%
Adjustment to Trauma	1/1	0/0	100%
Impulse Control	0/0	0/0	0%
Interpersonal Problems	0/0	0/0	0%
Substance Use	1/2	1/2	50%

Life Domain Functioning



Risk Behaviors



Item	Improved	Didn't Improve	% improvement
Physical /Medical	1/1	0/0	100%
Family Functioning	1/1	0/0	100%
Living Skills	0/0	0/0	0%
Social Functioning	0/0	0/0	0%
Residential Stability	0/0	0/0	0%
Employm't	0/0	0/0	0%
Medication Adherence	0/0	0/0	0%
Cultural Stress	0/0	0/0	0%

This report reflects data from 7/1/2018 - 6/30/2019

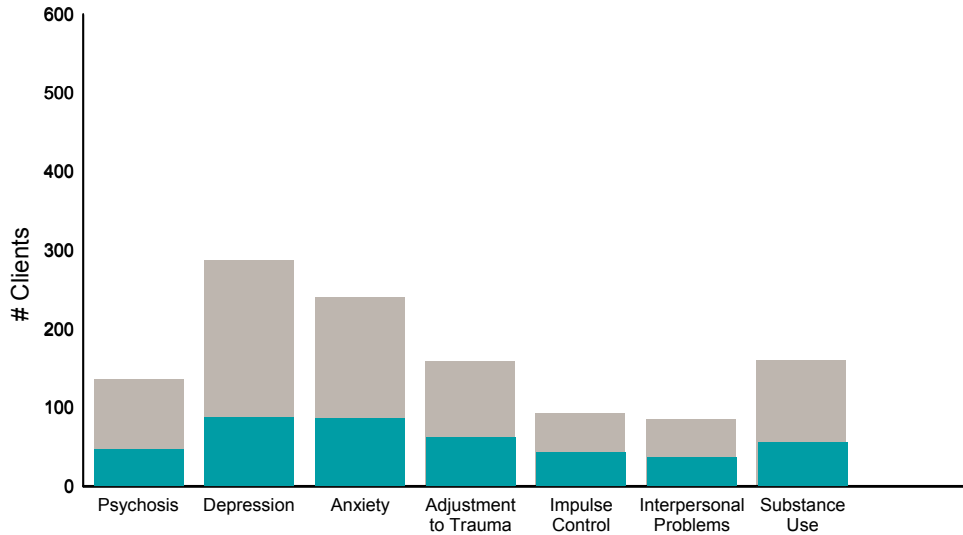


FY18-19 Objective A.2 ANSA Outcomes Item-Level Report
Mission MH Team 1 (38043)

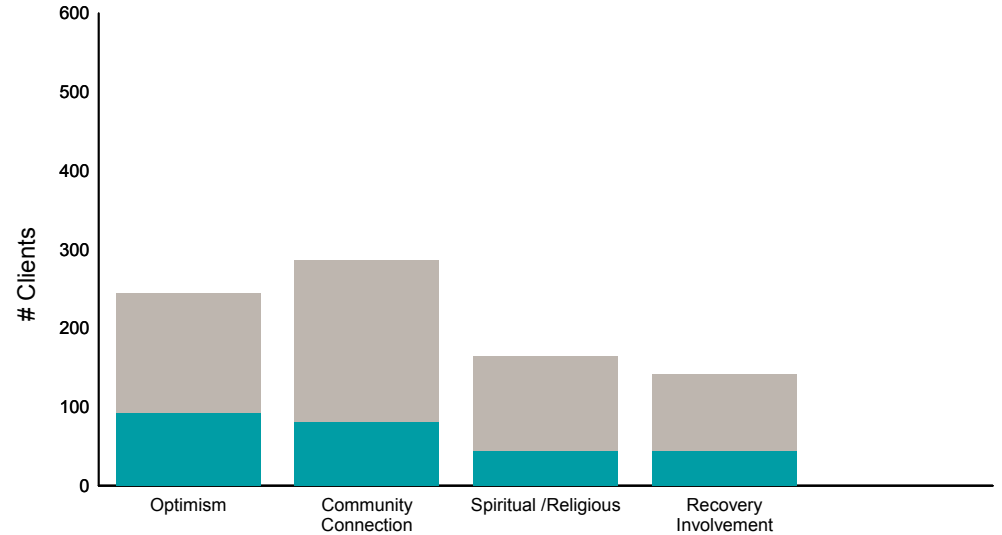
Didn't Improve
 Improved
 This report looks at current ANSAs to see how many clients improved on items rated 2 or 3 from the prior ANSA.

Num of episodes w/ min. 2 ANSAs: 556 Average days between ANSAs: 384.9 % clients improved on min. 30% of actionable items: **61% (= 269/444)**

Behavioral Health Domain

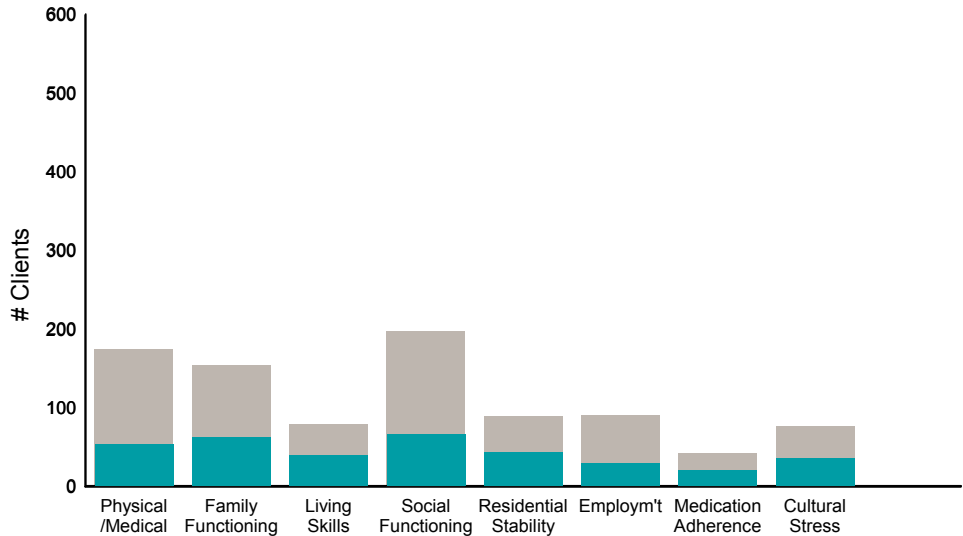


Strengths

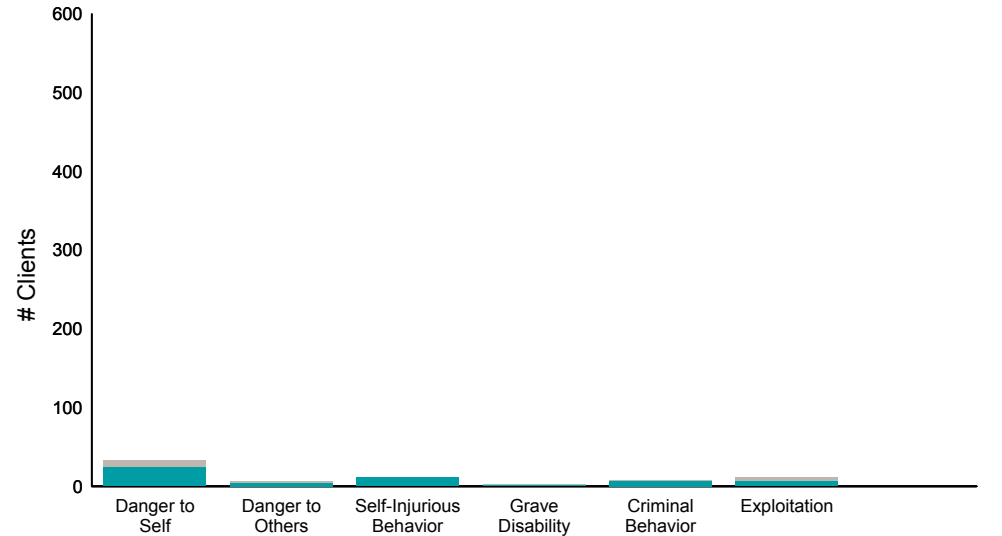


Item	% improvement	Item	% improvement
Psychosis	34%	Optimism	38%
Depression	30%	Community Connection	28%
Anxiety	36%	Spiritual /Religious	27%
Adjustment to Trauma	39%	Recovery Involvement	31%
Impulse Control	46%		
Interpersonal Problems	42%		
Substance Use	34%		

Life Domain Functioning



Risk Behaviors



Item	% improvement	Item	% improvement
Physical /Medical	30%	Danger to Self	73%
Family Functioning	40%	Danger to Others	67%
Living Skills	49%	Self-Injurious Behavior	100%
Social Functioning	33%	Grave Disability	33%
Residential Stability	48%	Criminal Behavior	88%
Employm't	32%	Exploitation	55%
Medication Adherence	47%		
Cultural Stress	45%		

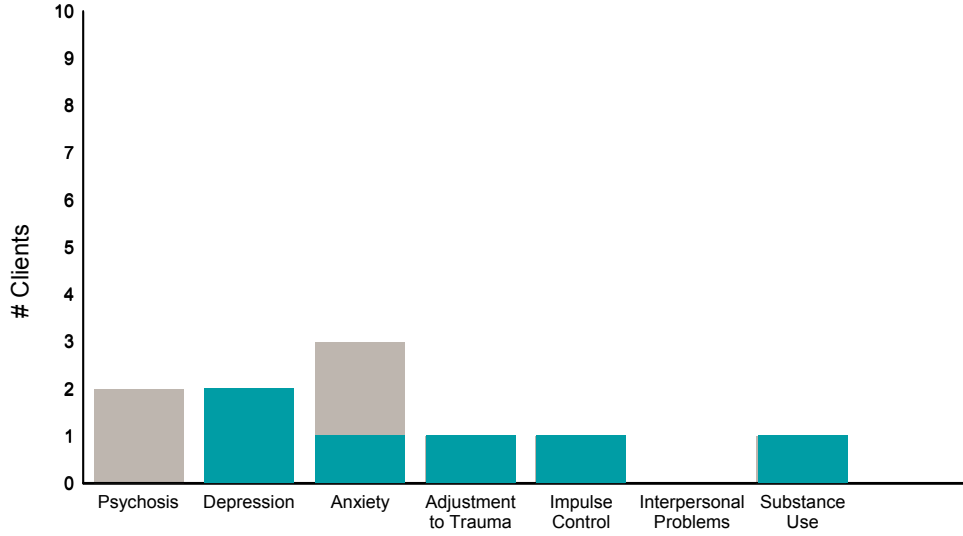
This report reflects data from 7/1/2018 - 6/30/2019

FY18-19 Objective A.2 ANSA Outcomes Item-Level Report
Odyssey House Outpatient (3840OP)

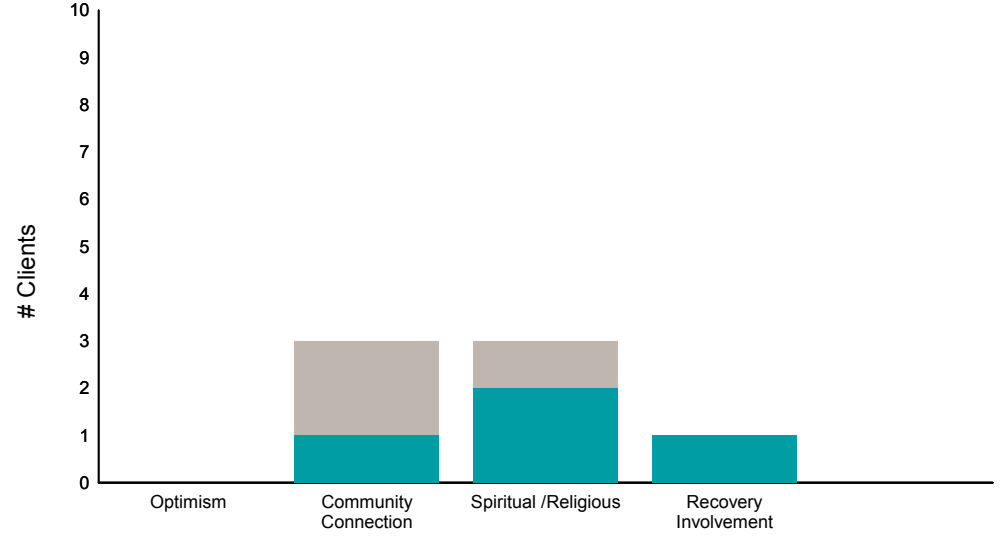
Didn't Improve
 Improved
 This report looks at current ANSAs to see how many clients improved on items rated 2 or 3 from the prior ANSA.

Num of episodes w/ min. 2 ANSAs: 10 Average days between ANSAs: 391.7 % clients improved on min. 30% of actionable items: **50% (= 5/10)**

Behavioral Health Domain

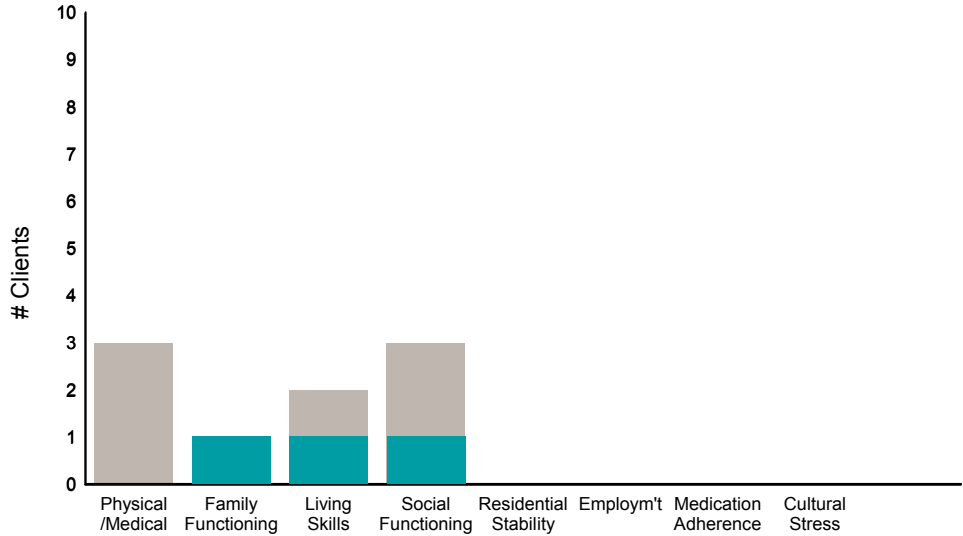


Strengths



Item	Improved	Didn't Improve	% improvement
Psychosis	0/2	2/2	0%
Depression	2/2	0/0	100%
Anxiety	1/3	2/3	33%
Adjustment to Trauma	1/1	0/0	100%
Impulse Control	1/1	0/0	100%
Interpersonal Problems	0/0	0/0	0%
Substance Use	1/1	0/0	100%

Life Domain Functioning



Risk Behaviors



Item	Improved	Didn't Improve	% improvement
Physical /Medical	0/3	3/3	0%
Family Functioning	1/1	0/0	100%
Living Skills	1/2	1/2	50%
Social Functioning	1/3	2/3	33%
Residential Stability	0/0	0/0	0%
Employm't	0/0	0/0	0%
Medication Adherence	0/0	0/0	0%
Cultural Stress	0/0	0/0	0%

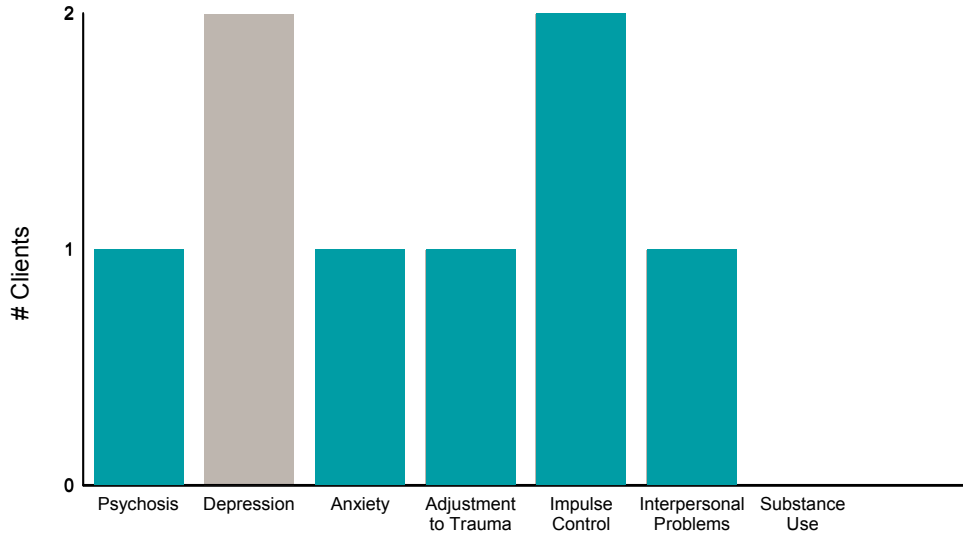
This report reflects data from 7/1/2018 - 6/30/2019

FY18-19 Objective A.2 ANSA Outcomes Item-Level Report
OMI Anchor Program (3880AC)

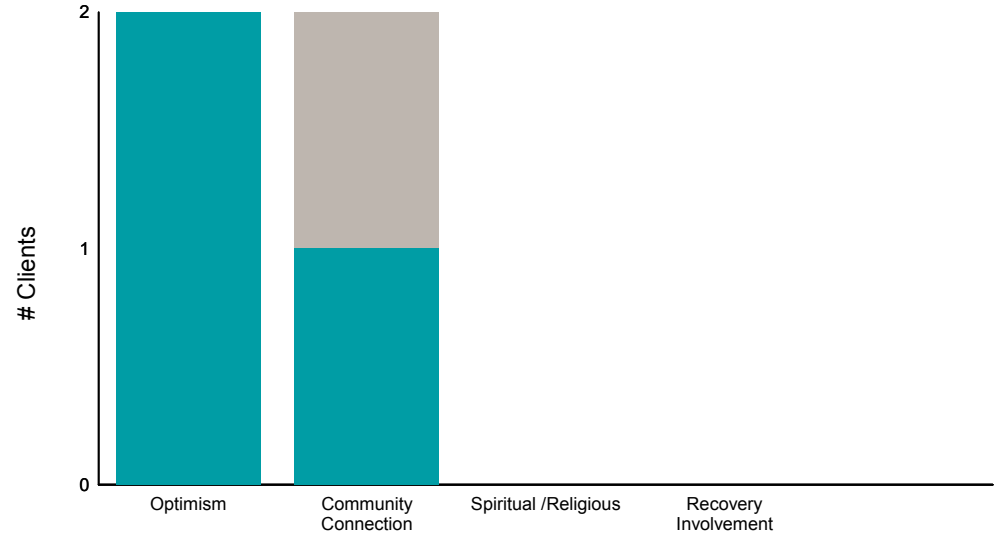
Didn't Improve
 Improved
 This report looks at current ANSAs to see how many clients improved on items rated 2 or 3 from the prior ANSA.

Num of episodes w/ min. 2 ANSAs: **2** Average days between ANSAs: **238.5** % clients improved on min. 30% of actionable items: **100% (= 2/2)**

Behavioral Health Domain

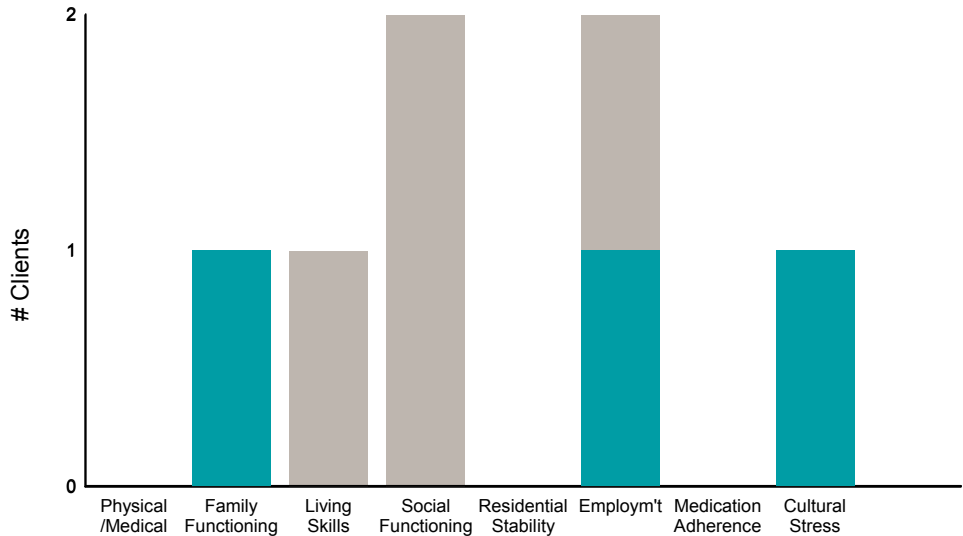


Strengths



Item	% improvement	Count
Psychosis	100%	1/1
Depression	0%	0/2
Anxiety	100%	1/1
Adjustment to Trauma	100%	1/1
Impulse Control	100%	2/2
Interpersonal Problems	100%	1/1
Substance Use	0%	0/0
Optimism	100%	2/2
Community Connection	50%	1/2
Spiritual /Religious	0%	0/0
Recovery Involvement	0%	0/0

Life Domain Functioning



Risk Behaviors



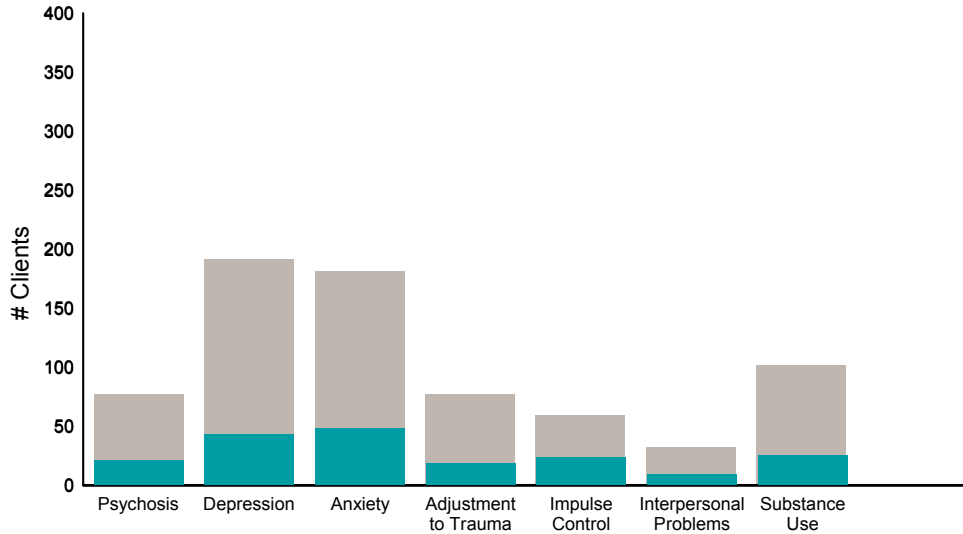
Item	% improvement	Count
Physical /Medical	0%	0/0
Family Functioning	100%	1/1
Living Skills	0%	0/1
Social Functioning	0%	0/2
Residential Stability	0%	0/0
Employ'm't	50%	1/2
Medication Adherence	0%	0/0
Cultural Stress	100%	1/1
Danger to Self	0%	0/0
Danger to Others	0%	0/0
Self-Injurious Behavior	0%	0/0
Grave Disability	0%	0/0
Criminal Behavior	0%	0/0
Exploitation	0%	0/0

FY18-19 Objective A.2 ANSA Outcomes Item-Level Report
OMI Family Center OP (38803)

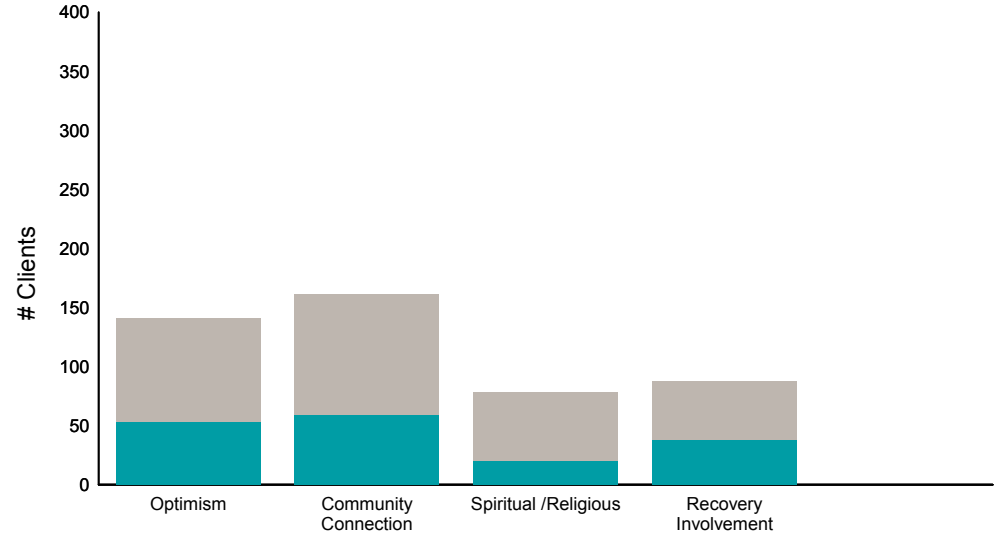
Didn't Improve
 Improved
 This report looks at current ANSAs to see how many clients improved on items rated 2 or 3 from the prior ANSA.

Num of episodes w/ min. 2 ANSAs: 357 Average days between ANSAs: 382.7 % clients improved on min. 30% of actionable items: **50% (= 160/323)**

Behavioral Health Domain

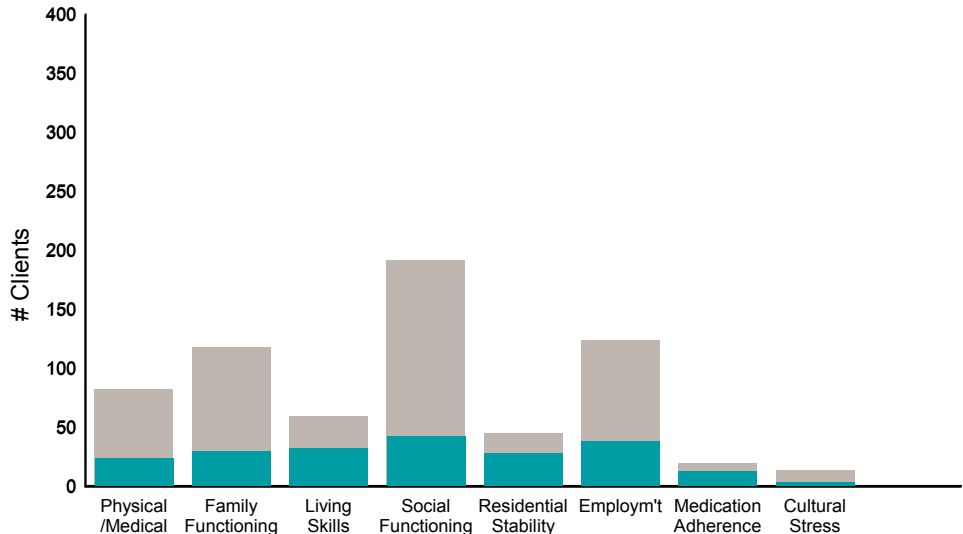


Strengths

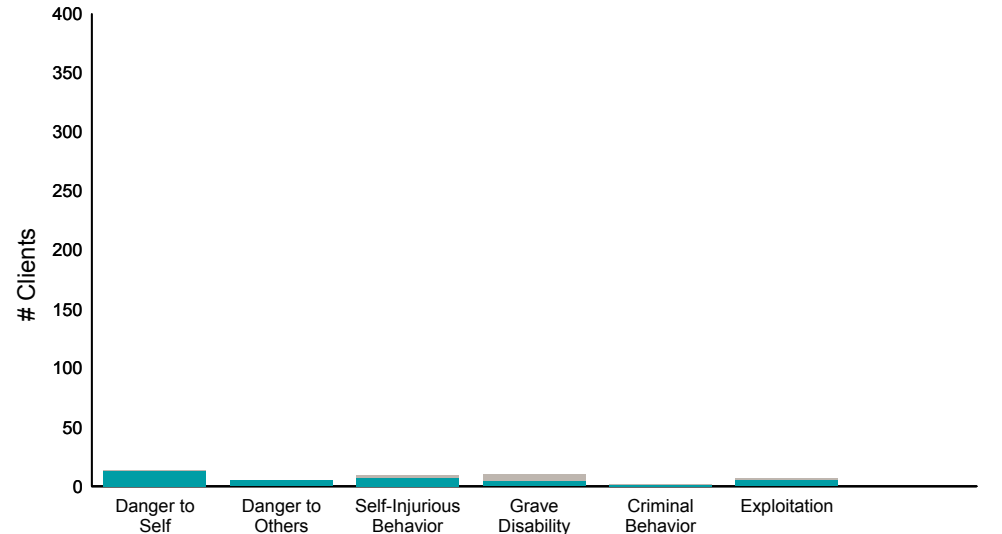


Item	% improvement
Psychosis	27% (21/78)
Depression	22% (43/192)
Anxiety	26% (48/182)
Adjustment to Trauma	23% (18/78)
Impulse Control	38% (23/60)
Interpersonal Problems	27% (9/33)
Substance Use	25% (25/102)
Optimism	38% (53/141)
Community Connection	37% (59/161)
Spiritual /Religious	26% (20/78)
Recovery Involvement	43% (38/88)

Life Domain Functioning



Risk Behaviors



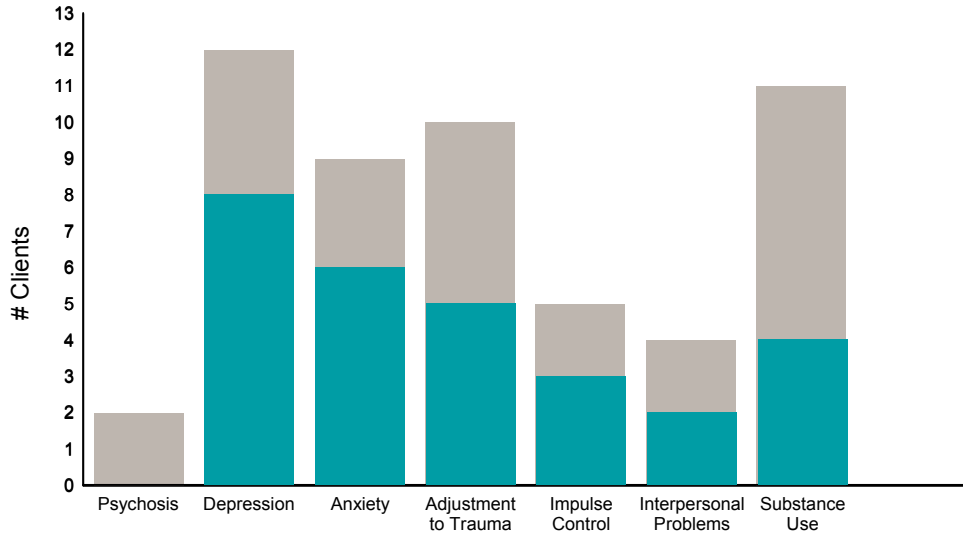
Item	% improvement
Physical /Medical	28% (23/83)
Family Functioning	25% (29/118)
Living Skills	53% (32/60)
Social Functioning	22% (42/192)
Residential Stability	62% (28/45)
Employ'm't	31% (38/124)
Medication Adherence	60% (12/20)
Cultural Stress	21% (3/14)
Danger to Self	93% (13/14)
Danger to Others	100% (5/5)
Self-Injurious Behavior	78% (7/9)
Grave Disability	40% (4/10)
Criminal Behavior	50% (1/2)
Exploitation	71% (5/7)

FY18-19 Objective A.2 ANSA Outcomes Item-Level Report
Progress Ashbury House & Day Treatment (89841)

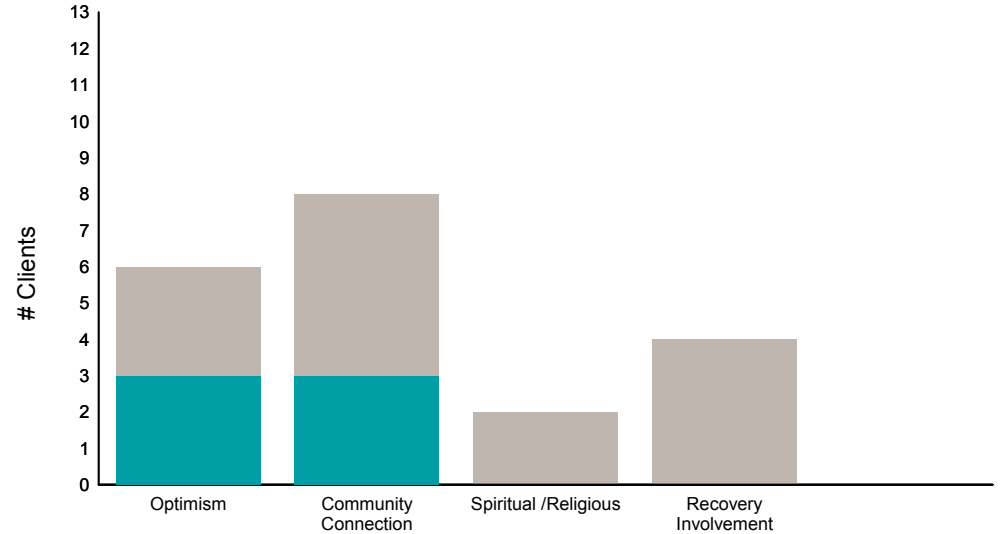
Didn't Improve
 Improved
 This report looks at current ANSAs to see how many clients improved on items rated 2 or 3 from the prior ANSA.

Num of episodes w/ min. 2 ANSAs: 13 Average days between ANSAs: 155.3 % clients improved on min. 30% of actionable items: **77% (= 10/13)**

Behavioral Health Domain

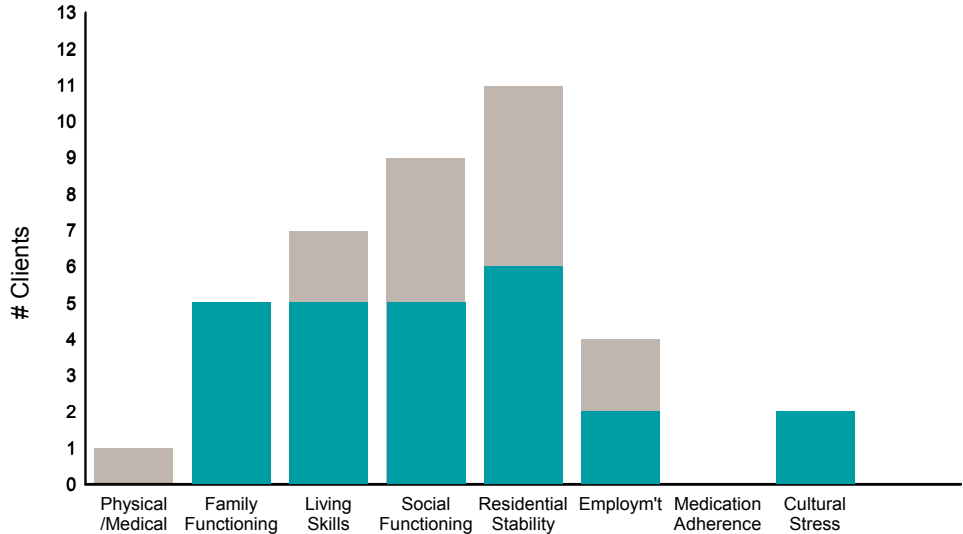


Strengths

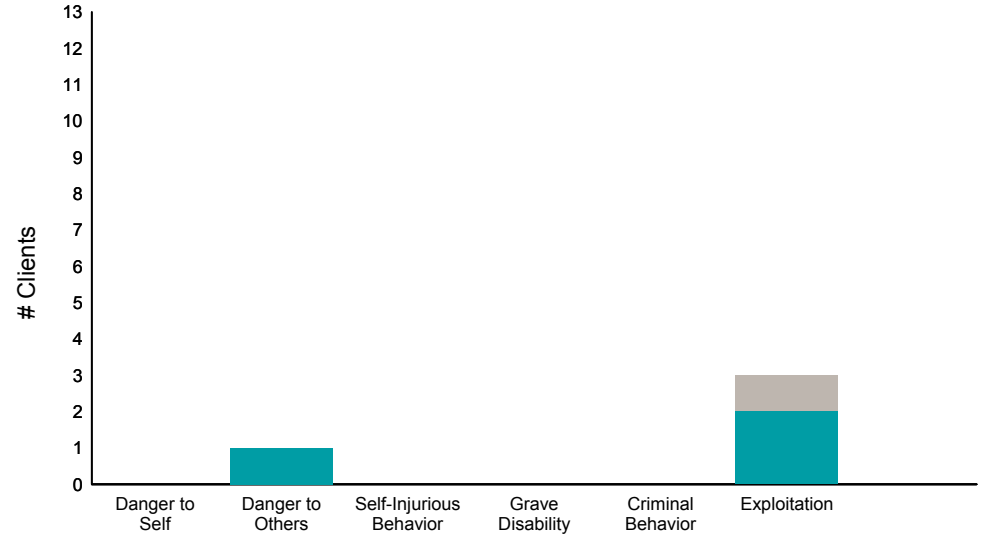


Item	% improvement
Psychosis	0% (0/2)
Depression	67% (8/12)
Anxiety	67% (6/9)
Adjustment to Trauma	50% (5/10)
Impulse Control	60% (3/5)
Interpersonal Problems	50% (2/4)
Substance Use	36% (4/11)
Optimism	50% (3/6)
Community Connection	38% (3/8)
Spiritual /Religious	0% (0/2)
Recovery Involvement	0% (0/4)

Life Domain Functioning



Risk Behaviors



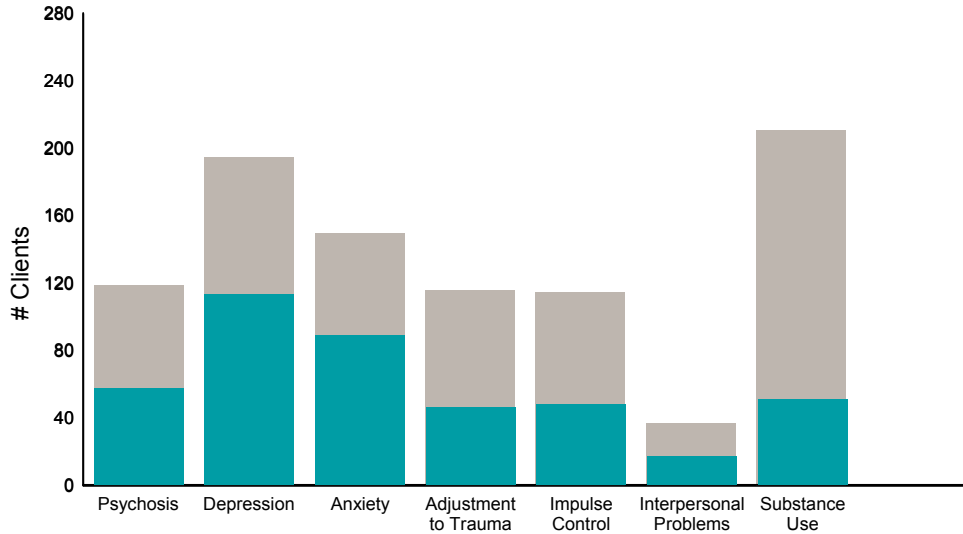
Item	% improvement
Physical /Medical	0% (0/1)
Family Functioning	100% (5/5)
Living Skills	71% (5/7)
Social Functioning	56% (5/9)
Residential Stability	55% (6/11)
Employm't	50% (2/4)
Medication Adherence	0% (0/0)
Cultural Stress	100% (2/2)
Danger to Self	0% (0/0)
Danger to Others	100% (1/1)
Self-Injurious Behavior	0% (0/0)
Grave Disability	0% (0/0)
Criminal Behavior	0% (0/0)
Exploitation	67% (2/3)

FY18-19 Objective A.2 ANSA Outcomes Item-Level Report
Progress Avenues Crisis RES(38A41)

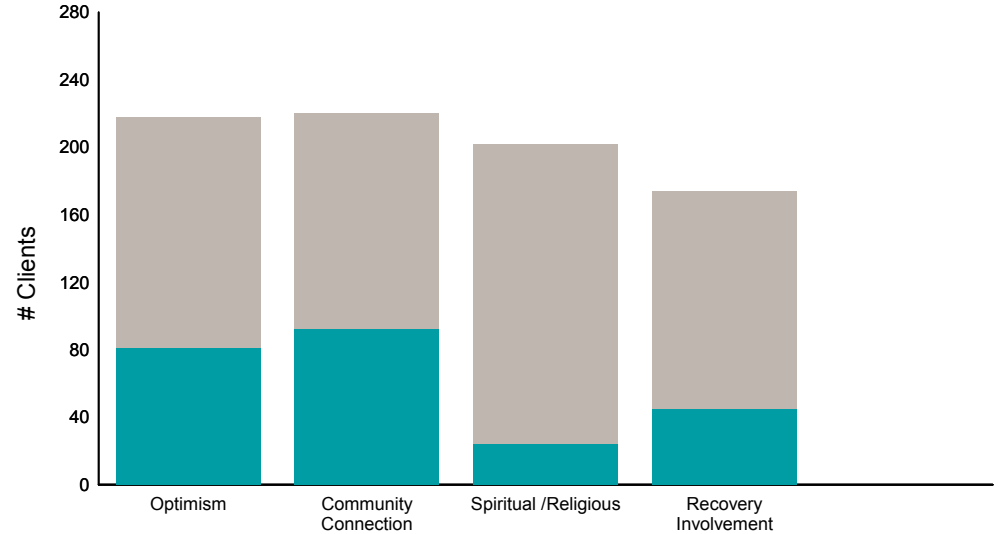
Didn't Improve
 Improved
 This report looks at current ANSAs to see how many clients improved on items rated 2 or 3 from the prior ANSA.

Num of episodes w/ min. 2 ANSAs: 252 Average days between ANSAs: 13.6 % clients improved on min. 30% of actionable items: **65% (= 164/252)**

Behavioral Health Domain

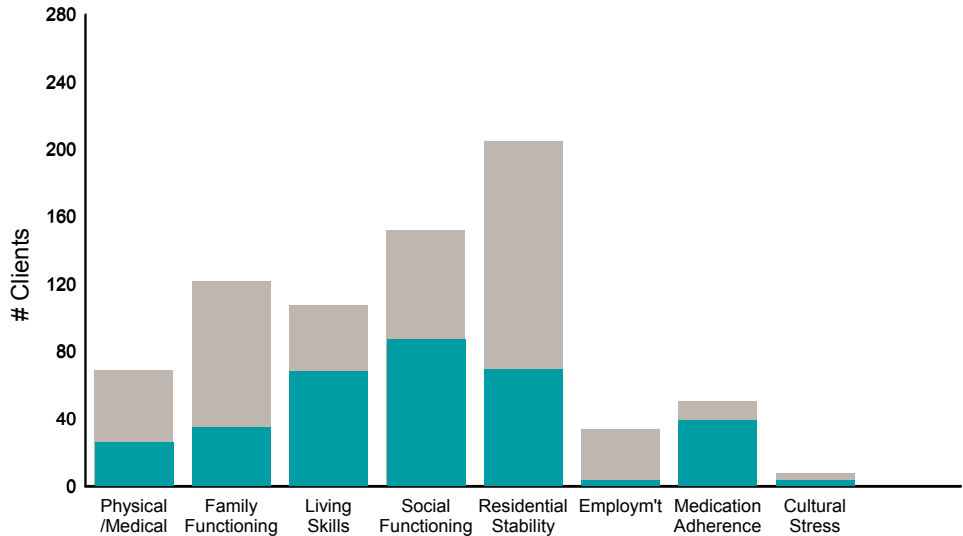


Strengths

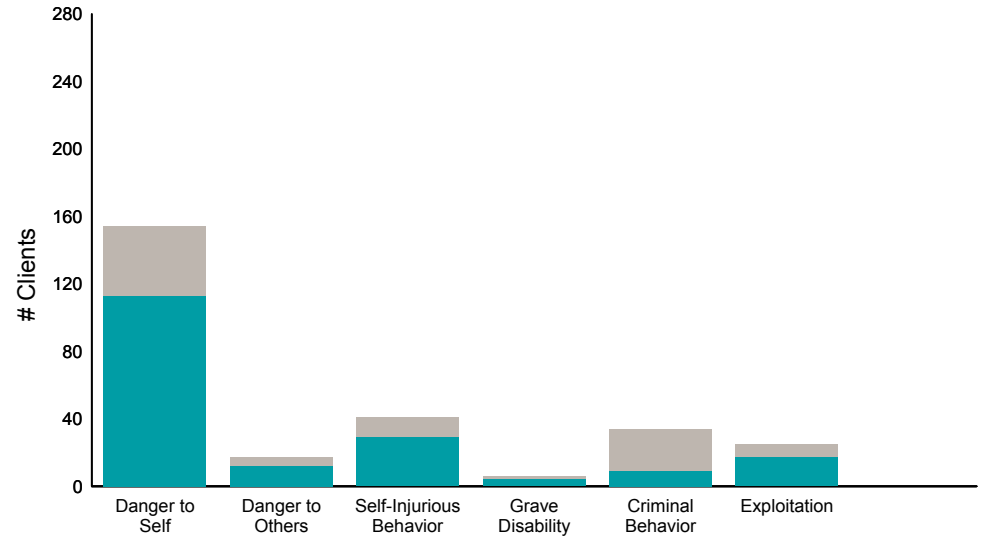


Item	% improvement
Psychosis	48%
Depression	58%
Anxiety	59%
Adjustment to Trauma	40%
Impulse Control	42%
Interpersonal Problems	46%
Substance Use	24%
Optimism	37%
Community Connection	42%
Spiritual /Religious	12%
Recovery Involvement	26%

Life Domain Functioning



Risk Behaviors



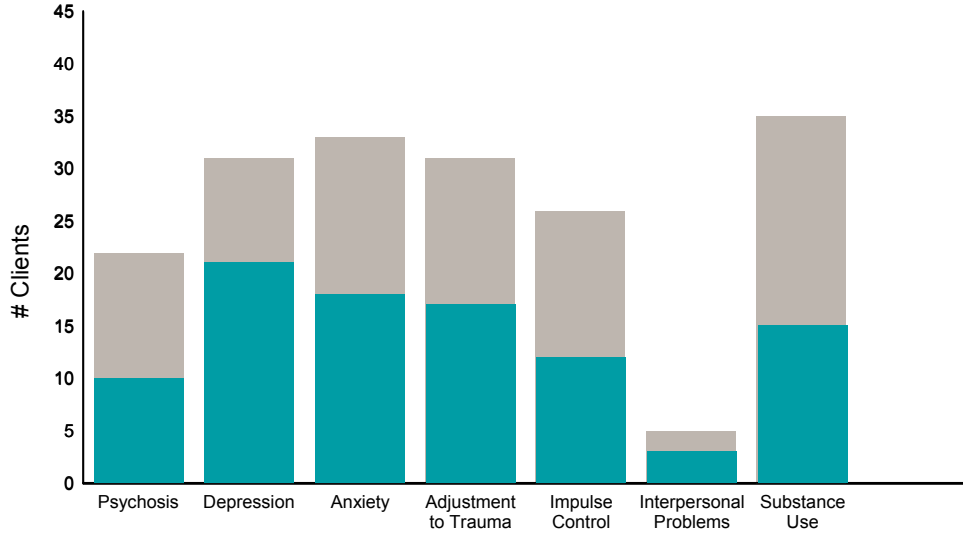
Item	% improvement
Physical /Medical	38%
Family Functioning	29%
Living Skills	63%
Social Functioning	57%
Residential Stability	34%
Employ'm't	9%
Medication Adherence	76%
Cultural Stress	38%
Danger to Self	73%
Danger to Others	71%
Self-Injurious Behavior	71%
Grave Disability	67%
Criminal Behavior	26%
Exploitation	68%

FY18-19 Objective A.2 ANSA Outcomes Item-Level Report
Progress House Resident Adult (38371)

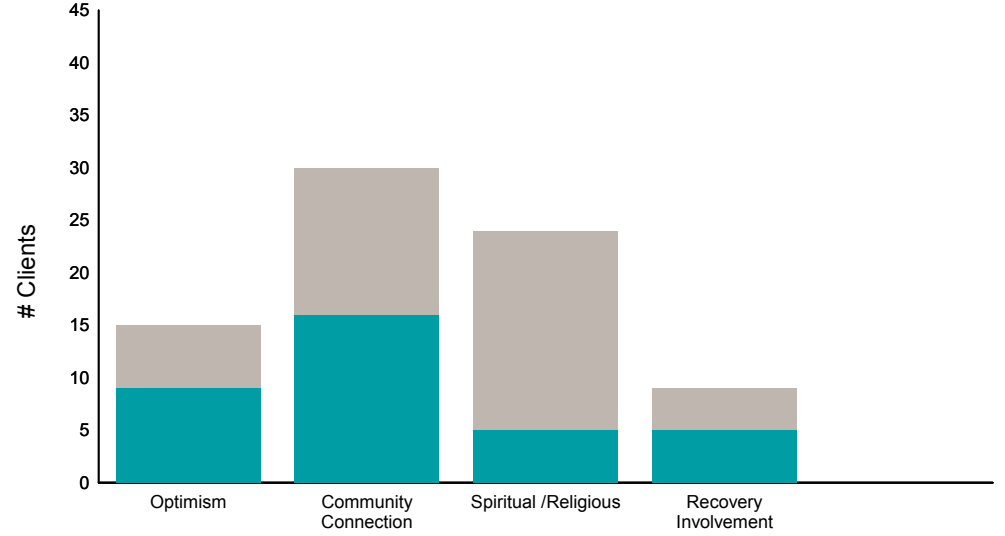
Didn't Improve
 Improved
 This report looks at current ANSAs to see how many clients improved on items rated 2 or 3 from the prior ANSA.

Num of episodes w/ min. 2 ANSAs: 45 Average days between ANSAs: 60.6 % clients improved on min. 30% of actionable items: **70% (= 31/44)**

Behavioral Health Domain

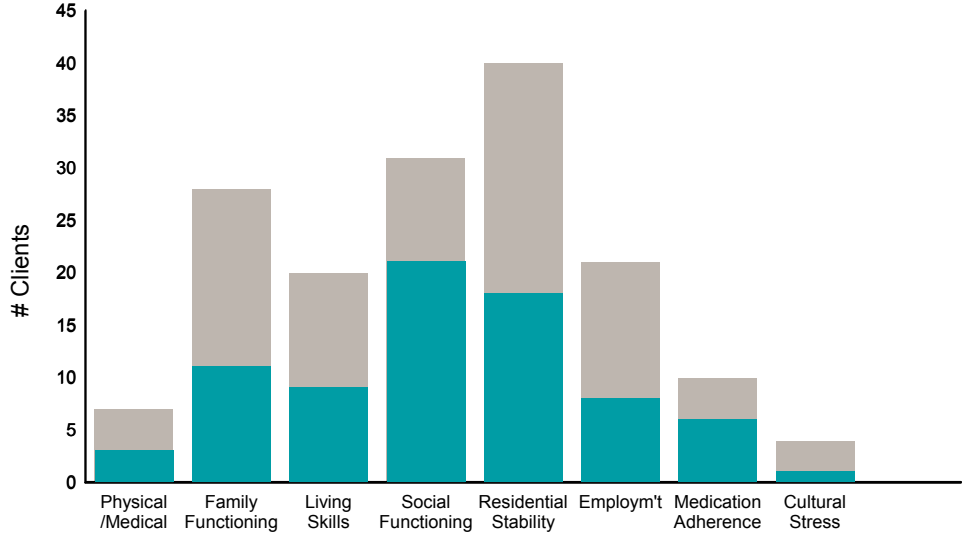


Strengths

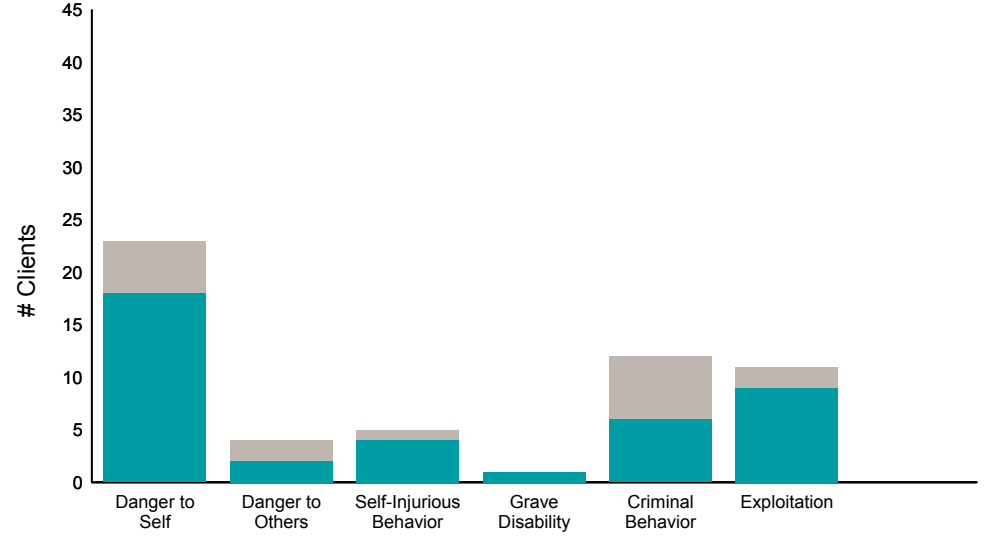


Item	% improvement
Psychosis	45% (10/22)
Depression	68% (21/31)
Anxiety	55% (18/33)
Adjustment to Trauma	55% (17/31)
Impulse Control	46% (12/26)
Interpersonal Problems	60% (3/5)
Substance Use	43% (15/35)
Optimism	60% (9/15)
Community Connection	53% (16/30)
Spiritual /Religious	21% (5/24)
Recovery Involvement	56% (5/9)

Life Domain Functioning



Risk Behaviors



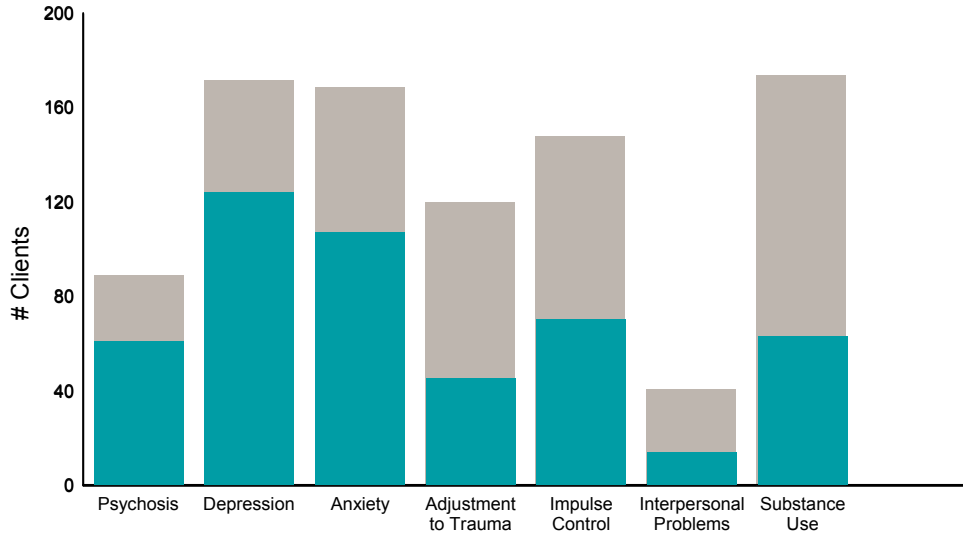
Item	% improvement
Physical /Medical	43% (3/7)
Family Functioning	39% (11/28)
Living Skills	45% (9/20)
Social Functioning	68% (21/31)
Residential Stability	45% (18/40)
Employ'm't	38% (8/21)
Medication Adherence	60% (6/10)
Cultural Stress	25% (1/4)
Danger to Self	78% (18/23)
Danger to Others	50% (2/4)
Self-Injurious Behavior	80% (4/5)
Grave Disability	100% (1/1)
Criminal Behavior	50% (6/12)
Exploitation	82% (9/11)

FY18-19 Objective A.2 ANSA Outcomes Item-Level Report
Progress La Posada Crisis RES(38081)

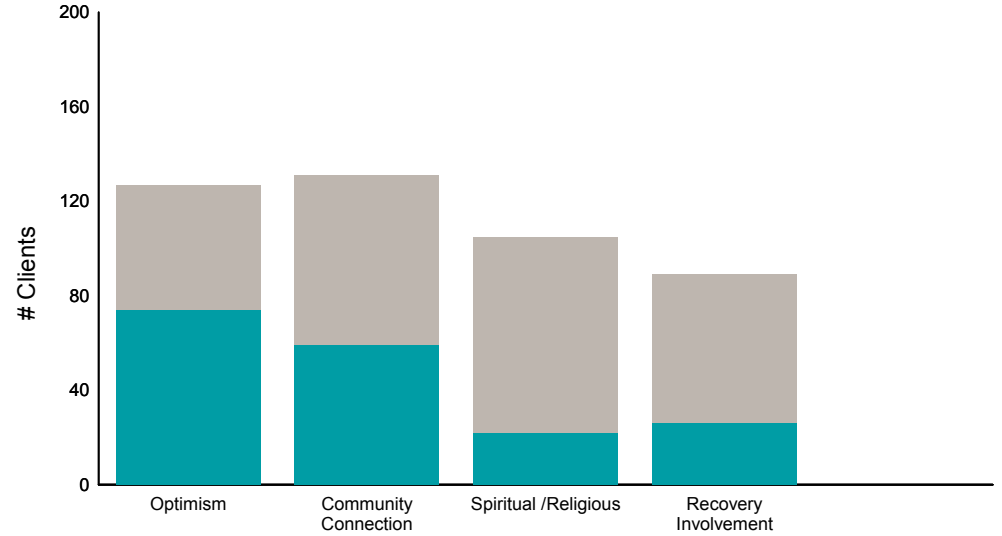
Didn't Improve
 Improved
 This report looks at current ANSAs to see how many clients improved on items rated 2 or 3 from the prior ANSA.

Num of episodes w/ min. 2 ANSAs: 190 Average days between ANSAs: 39.2 % clients improved on min. 30% of actionable items: **73% (= 139/190)**

Behavioral Health Domain

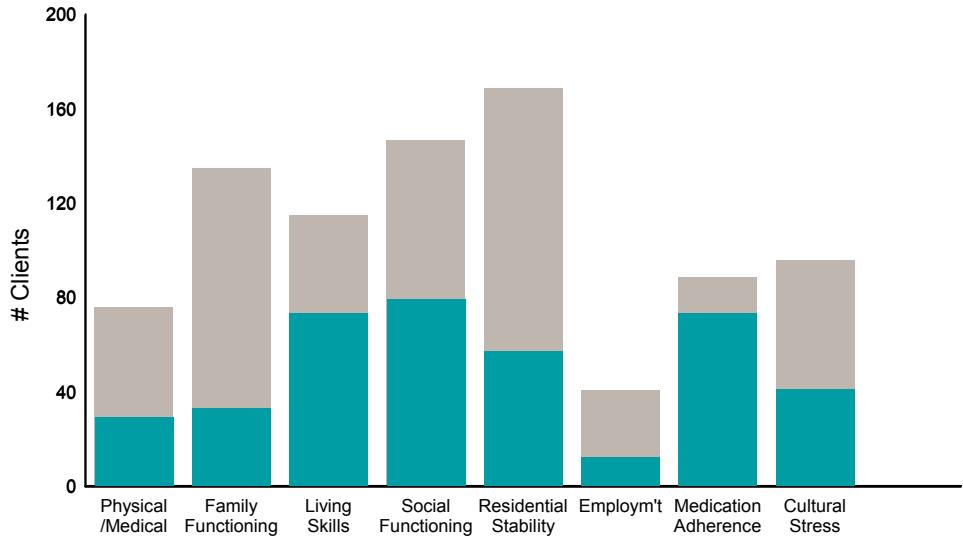


Strengths

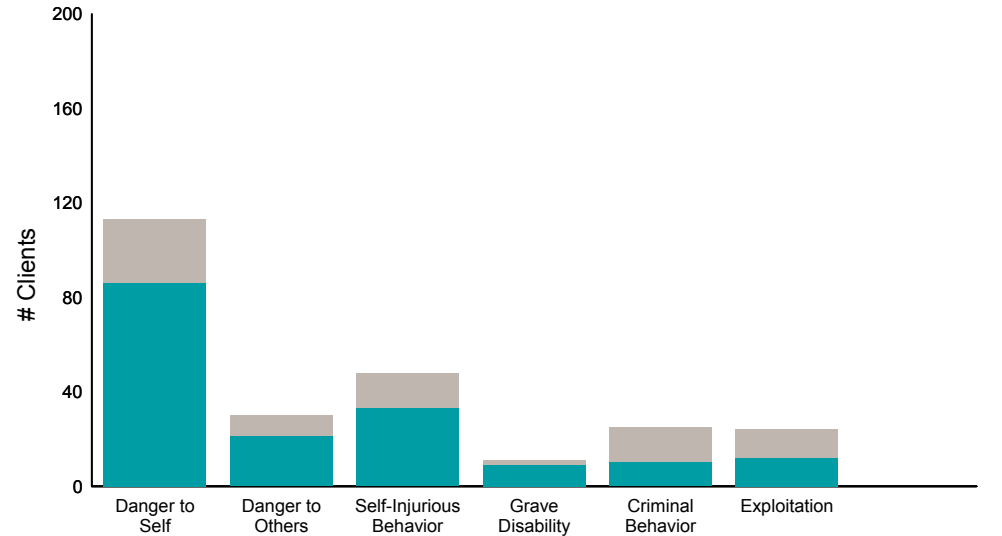


Item	% improvement	Item	% improvement
Psychosis	69%	Optimism	58%
Depression	72%	Community Connection	45%
Anxiety	63%	Spiritual /Religious	21%
Adjustment to Trauma	38%	Recovery Involvement	29%
Impulse Control	47%		
Interpersonal Problems	34%		
Substance Use	36%		

Life Domain Functioning



Risk Behaviors



Item	% improvement	Item	% improvement
Physical /Medical	38%	Danger to Self	76%
Family Functioning	24%	Danger to Others	70%
Living Skills	63%	Self-Injurious Behavior	69%
Social Functioning	54%	Grave Disability	82%
Residential Stability	34%	Criminal Behavior	40%
Employ'm't	29%	Exploitation	50%
Medication Adherence	82%		
Cultural Stress	43%		

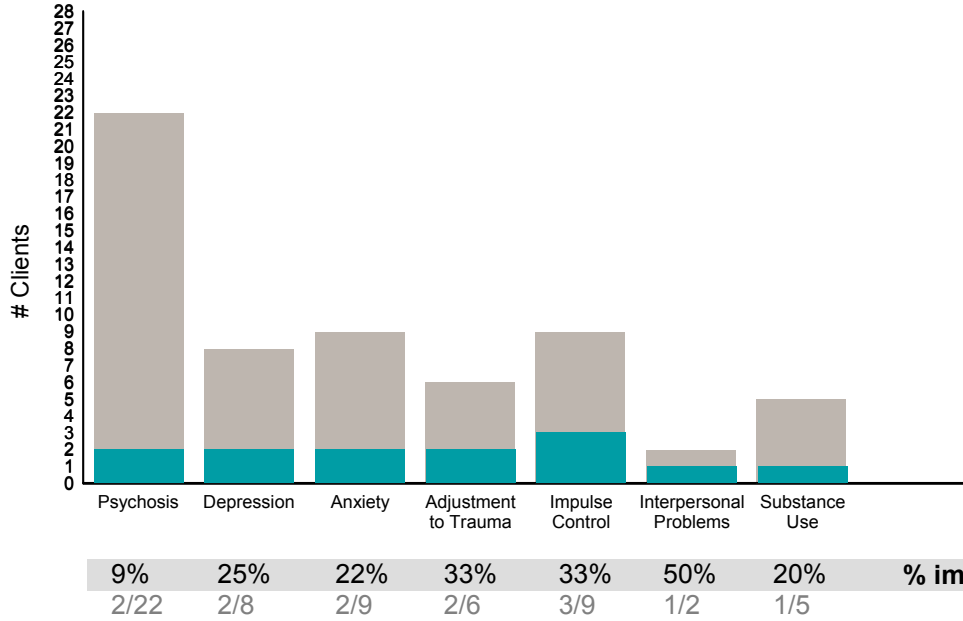
This report reflects data from 7/1/2018 - 6/30/2019

FY18-19 Objective A.2 ANSA Outcomes Item-Level Report
RAMS Broderick Street (38948)

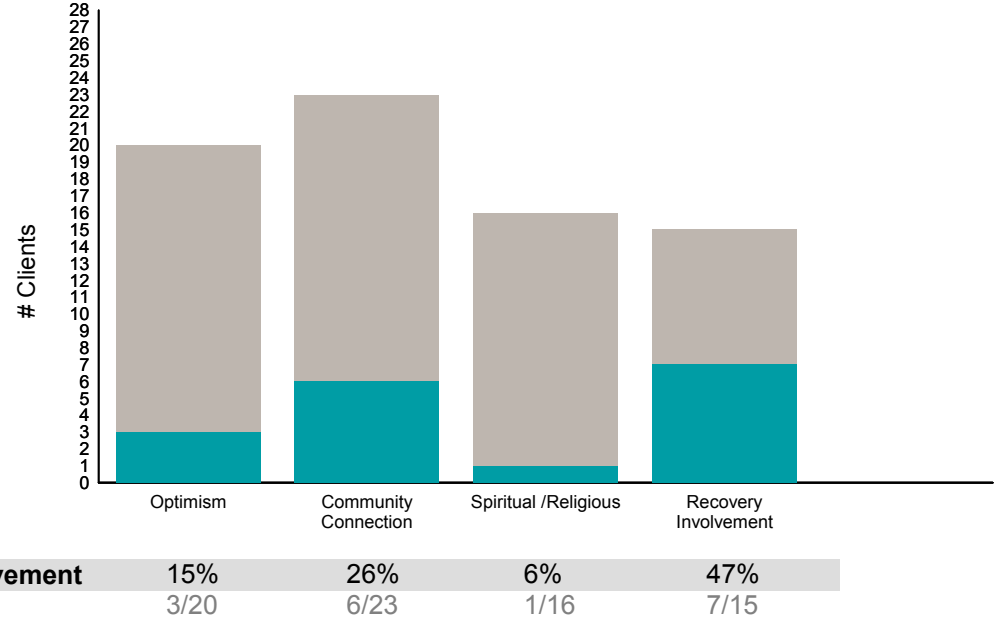
Didn't Improve
 Improved
 This report looks at current ANSAs to see how many clients improved on items rated 2 or 3 from the prior ANSA.

Num of episodes w/ min. 2 ANSAs: 27 Average days between ANSAs: 331.4 % clients improved on min. 30% of actionable items: **33% (= 9/27)**

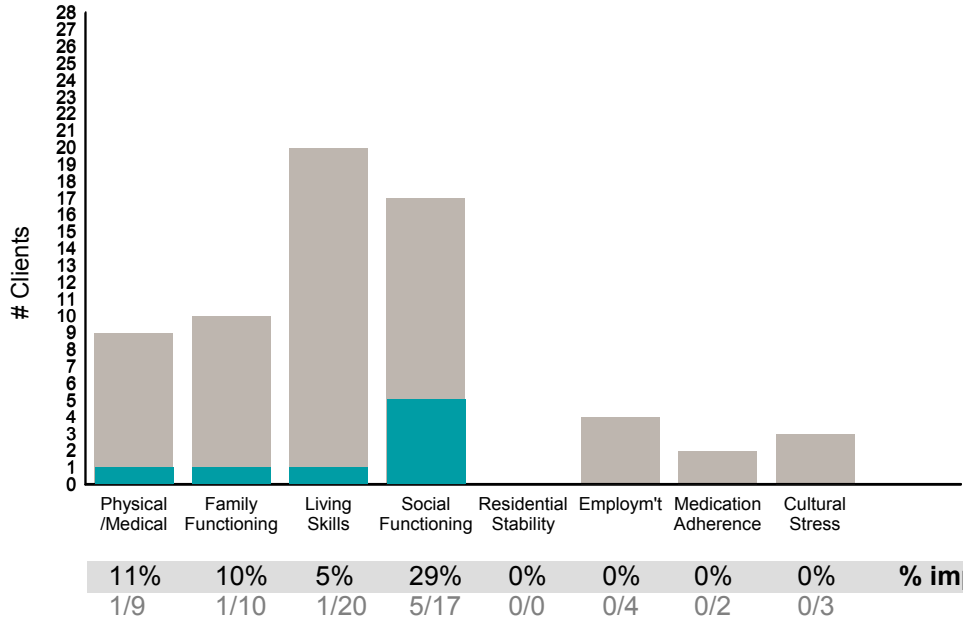
Behavioral Health Domain



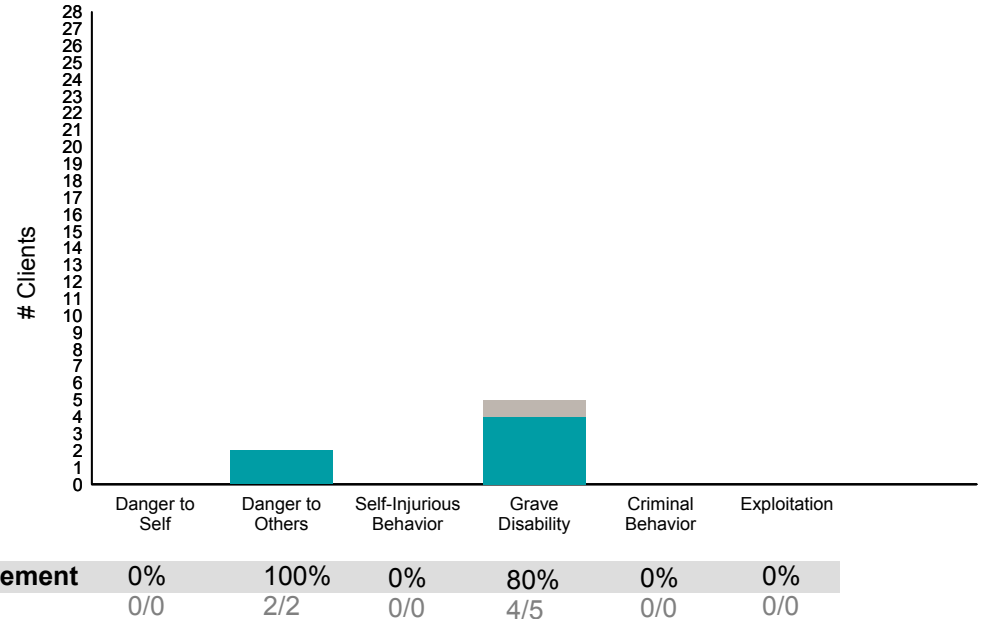
Strengths



Life Domain Functioning



Risk Behaviors



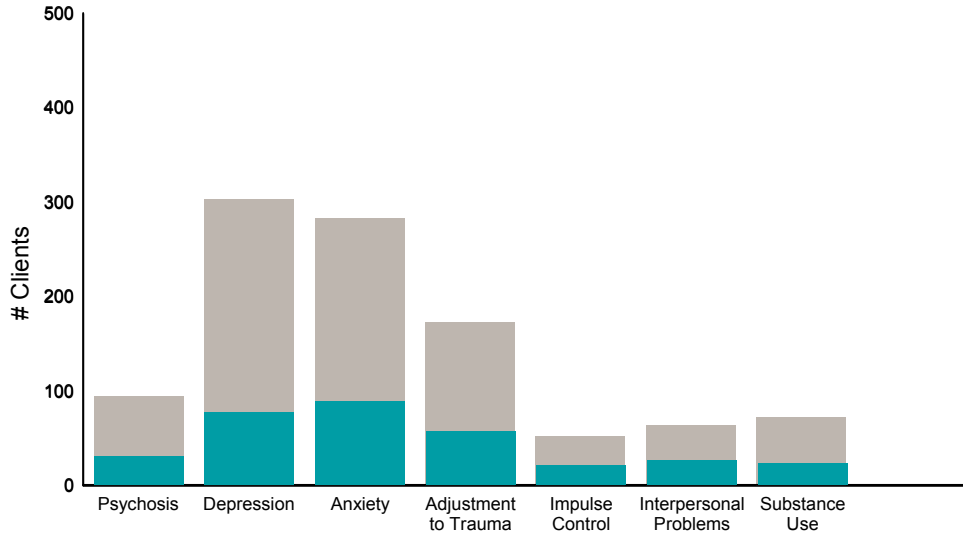
This report reflects data from 7/1/2018 - 6/30/2019

FY18-19 Objective A.2 ANSA Outcomes Item-Level Report
RAMS Outpatient Services (38943)

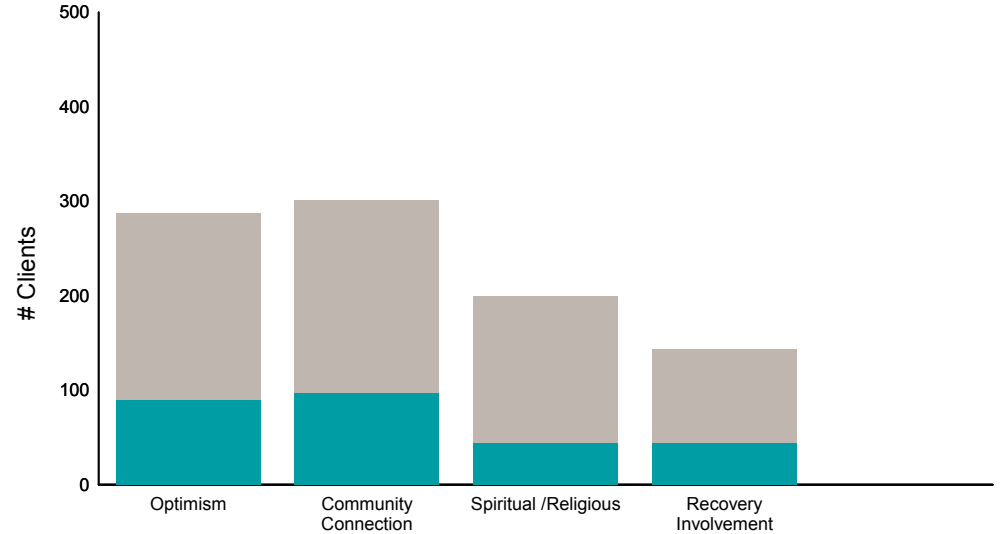
Didn't Improve
 Improved
 This report looks at current ANSAs to see how many clients improved on items rated 2 or 3 from the prior ANSA.

Num of episodes w/ min. 2 ANSAs: 495 Average days between ANSAs: 336.8 % clients improved on min. 30% of actionable items: **49% (= 232/469)**

Behavioral Health Domain

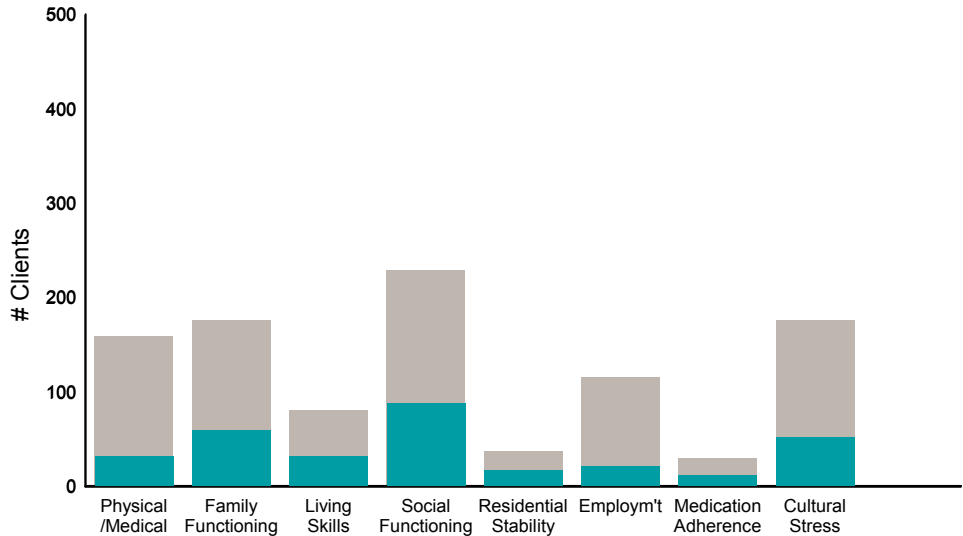


Strengths

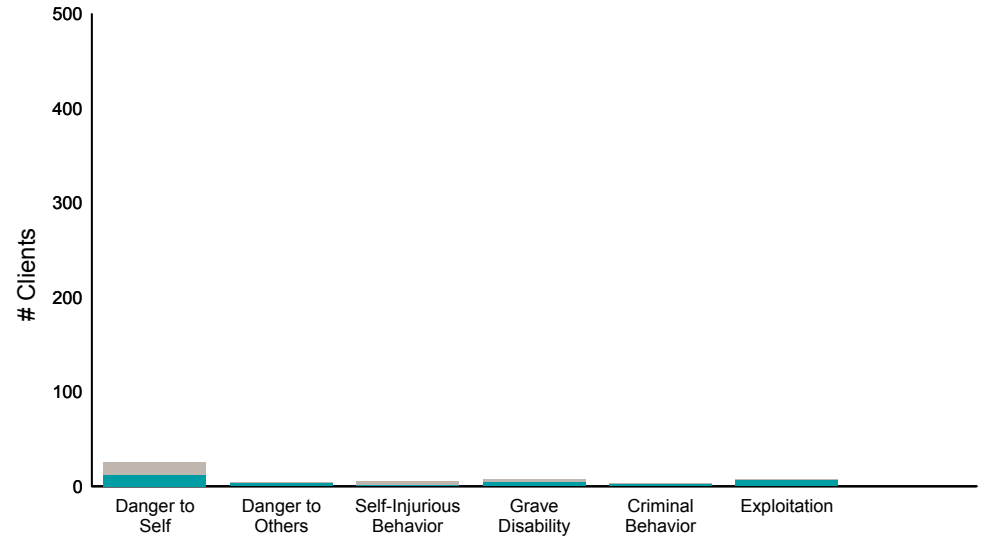


Item	% improvement
Psychosis	32%
Depression	25%
Anxiety	31%
Adjustment to Trauma	33%
Impulse Control	40%
Interpersonal Problems	41%
Substance Use	32%
Optimism	31%
Community Connection	32%
Spiritual /Religious	22%
Recovery Involvement	31%

Life Domain Functioning



Risk Behaviors



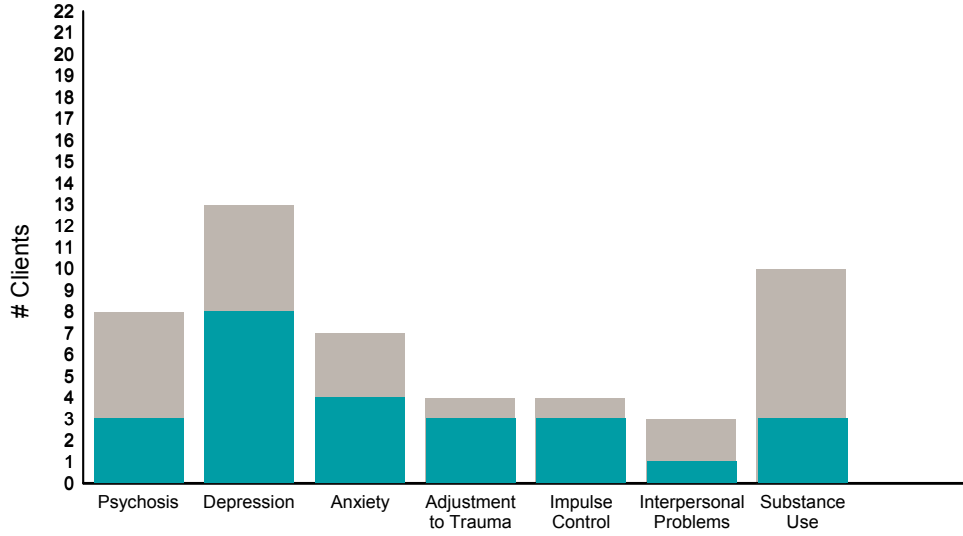
Item	% improvement
Physical /Medical	19%
Family Functioning	34%
Living Skills	38%
Social Functioning	38%
Residential Stability	42%
Employ'm't	18%
Medication Adherence	37%
Cultural Stress	29%
Danger to Self	46%
Danger to Others	75%
Self-Injurious Behavior	20%
Grave Disability	57%
Criminal Behavior	67%
Exploitation	86%

FY18-19 Objective A.2 ANSA Outcomes Item-Level Report
Rypins House PD & Residential Ger (38531 & 38532)

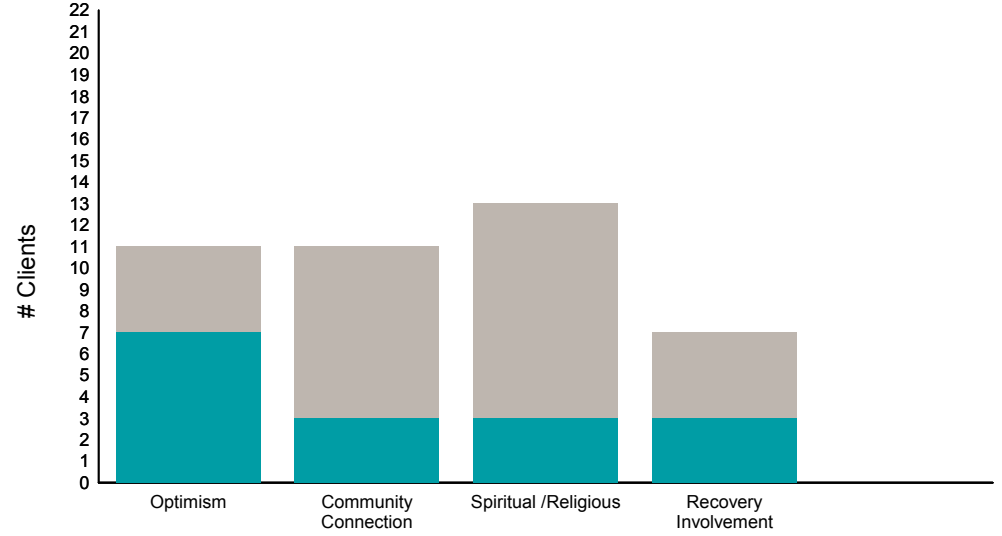
Didn't Improve
 Improved
 This report looks at current ANSAs to see how many clients improved on items rated 2 or 3 from the prior ANSA.

Num of episodes w/ min. 2 ANSAs: 22 Average days between ANSAs: 172.3 % clients improved on min. 30% of actionable items: **68% (= 15/22)**

Behavioral Health Domain

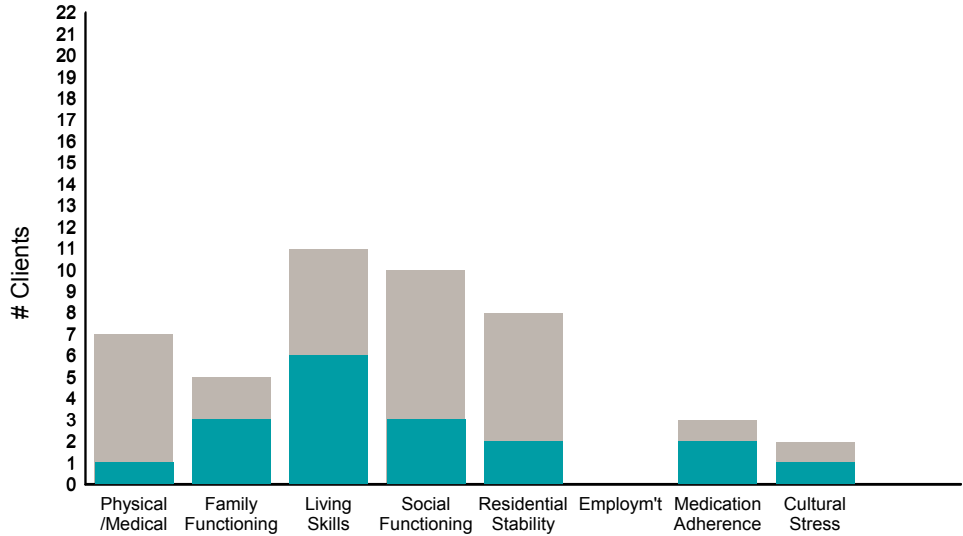


Strengths

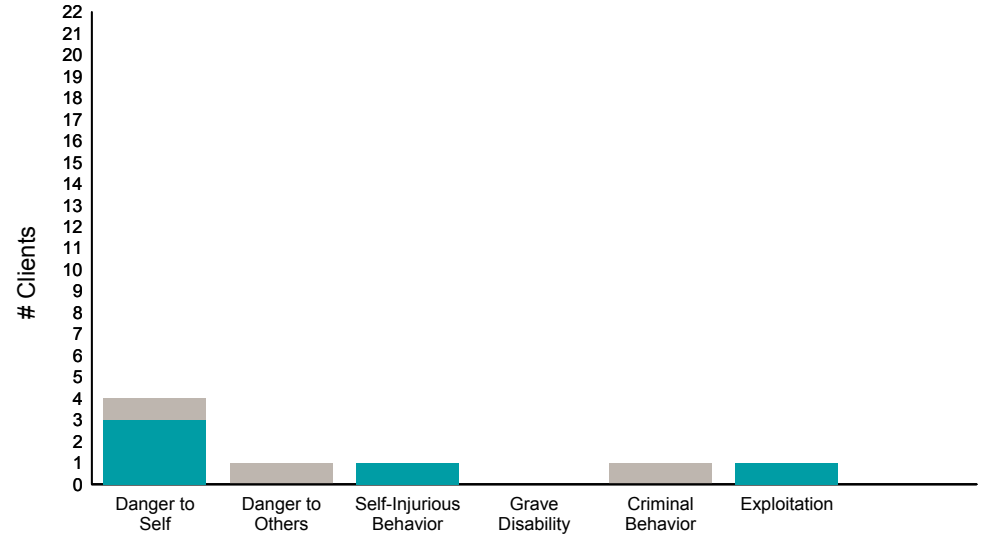


Item	% improvement
Psychosis	38% (3/8)
Depression	62% (8/13)
Anxiety	57% (4/7)
Adjustment to Trauma	75% (3/4)
Impulse Control	75% (3/4)
Interpersonal Problems	33% (1/3)
Substance Use	30% (3/10)
Optimism	64% (7/11)
Community Connection	27% (3/11)
Spiritual /Religious	23% (3/13)
Recovery Involvement	43% (3/7)

Life Domain Functioning



Risk Behaviors



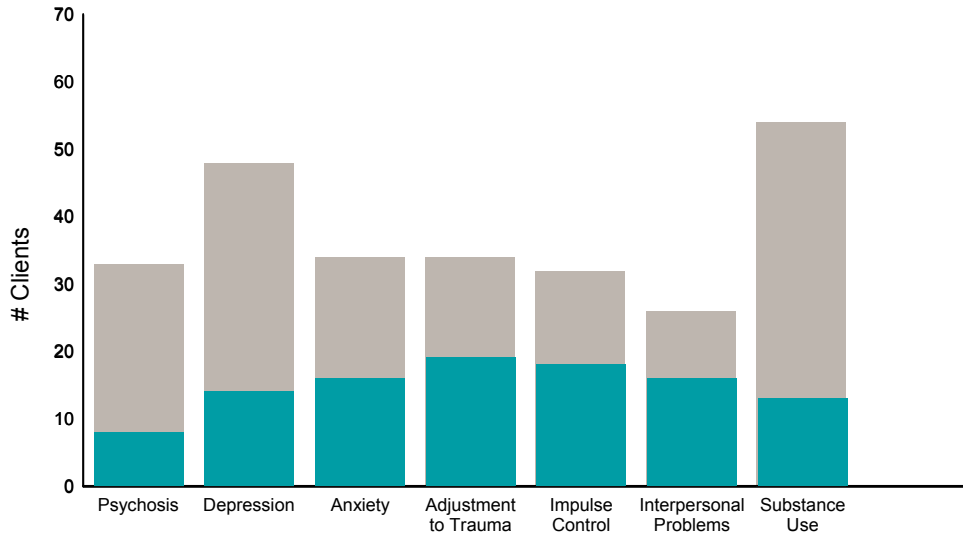
Item	% improvement
Physical /Medical	14% (1/7)
Family Functioning	60% (3/5)
Living Skills	55% (6/11)
Social Functioning	30% (3/10)
Residential Stability	25% (2/8)
Employ'm't	0% (0/0)
Medication Adherence	67% (2/3)
Cultural Stress	50% (1/2)
Danger to Self	75% (3/4)
Danger to Others	0% (0/1)
Self-Injurious Behavior	100% (1/1)
Grave Disability	0% (0/0)
Criminal Behavior	0% (0/1)
Exploitation	100% (1/1)

FY18-19 Objective A.2 ANSA Outcomes Item-Level Report
SF FIRST SOM McMillan ICM (38719A)

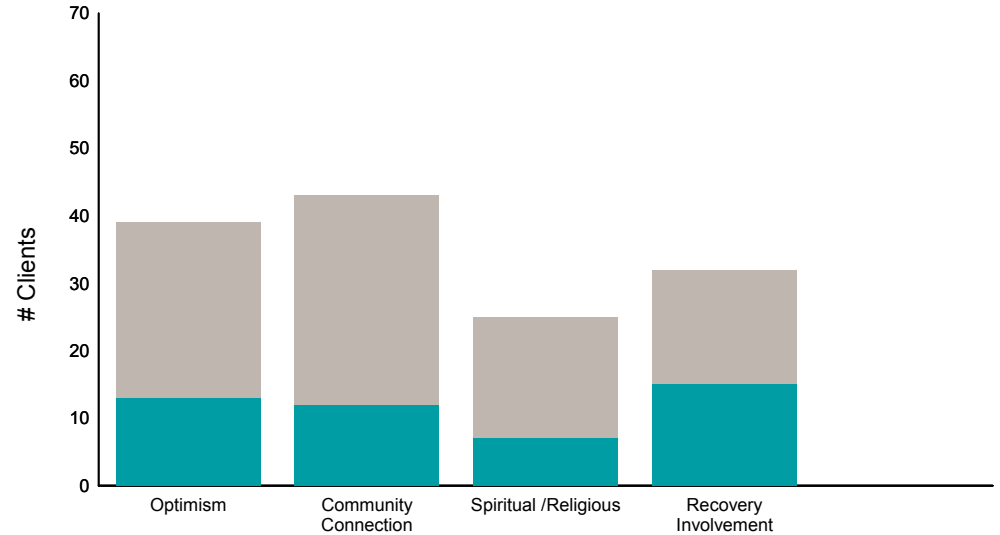
Didn't Improve
 Improved
 This report looks at current ANSAs to see how many clients improved on items rated 2 or 3 from the prior ANSA.

Num of episodes w/ min. 2 ANSAs: 62 Average days between ANSAs: 393.6 % clients improved on min. 30% of actionable items: **67% (= 41/61)**

Behavioral Health Domain

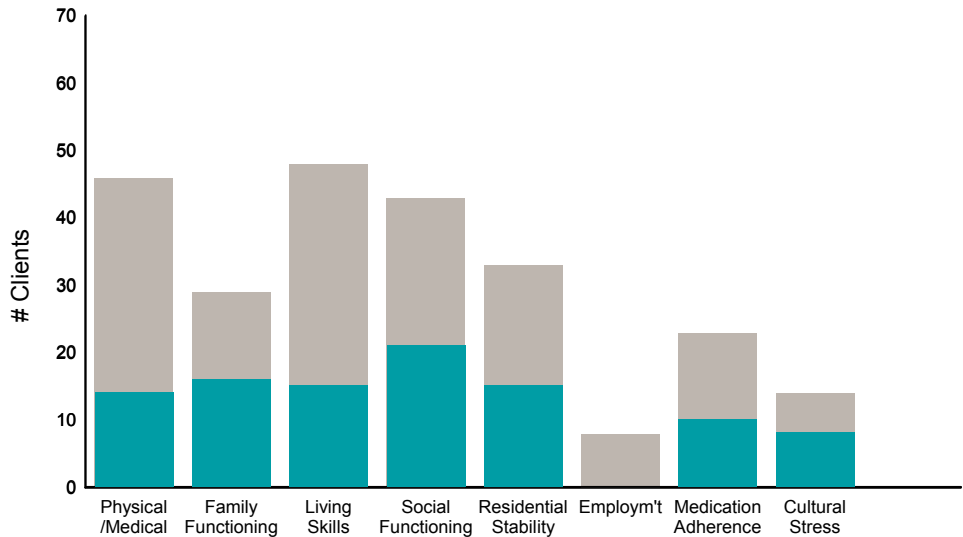


Strengths

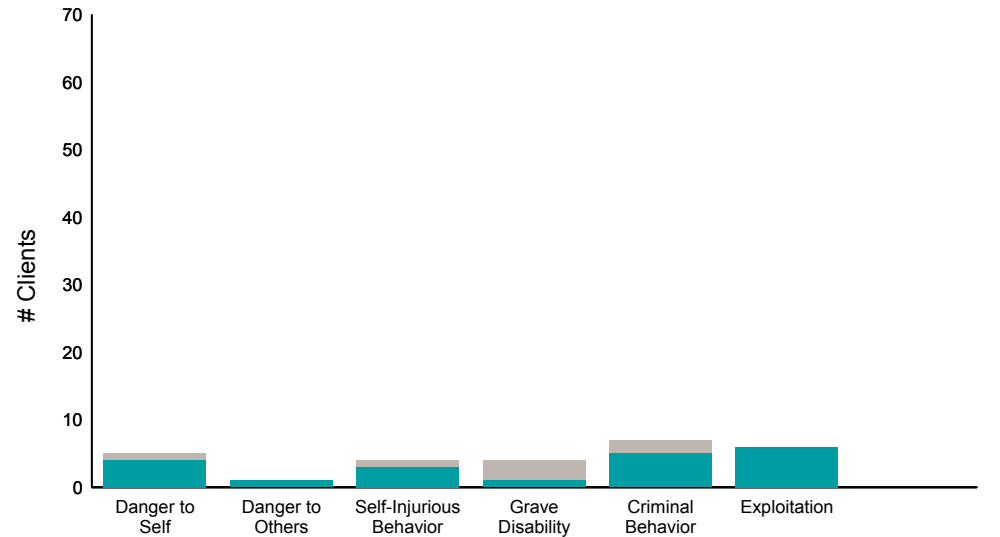


Behavioral Health Domain	% improvement	Strengths	% improvement
24% 8/33	33% 13/39	28% 12/43	28% 7/25
29% 14/48	28% 7/25	47% 15/32	47% 15/32
47% 16/34			
56% 19/34			
56% 18/32			
62% 16/26			
24% 13/54			

Life Domain Functioning



Risk Behaviors



Life Domain Functioning	% improvement	Risk Behaviors	% improvement
30% 14/46	80% 4/5	25% 1/4	71% 5/7
55% 16/29	100% 1/1	100% 6/6	100% 6/6
31% 15/48	75% 3/4		
49% 21/43			
45% 15/33			
0% 0/8			
43% 10/23			
57% 8/14			

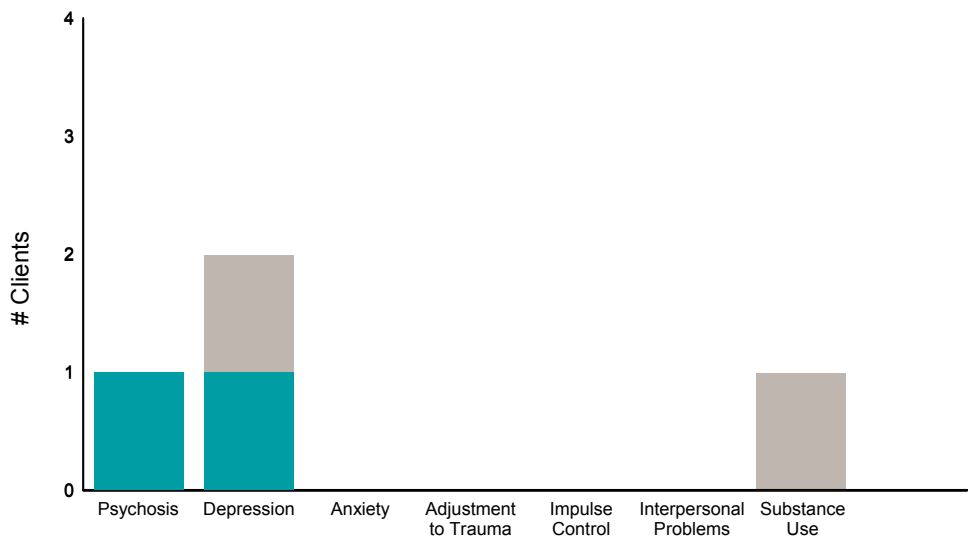
This report reflects data from 7/1/2018 - 6/30/2019

FY18-19 Objective A.2 ANSA Outcomes Item-Level Report
SF MH CHILD Transition-AgeYouth (38BH4)

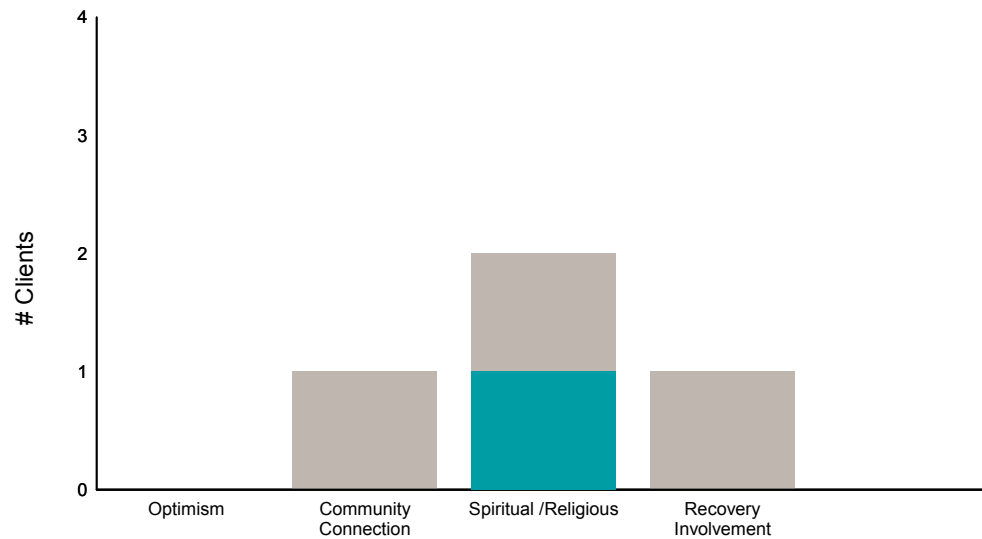
Didn't Improve
 Improved
 This report looks at current ANSAs to see how many clients improved on items rated 2 or 3 from the prior ANSA.

Num of episodes w/ min. 2 ANSAs: **4** Average days between ANSAs: **435.3** % clients improved on min. 30% of actionable items: **100% (= 3/3)**

Behavioral Health Domain

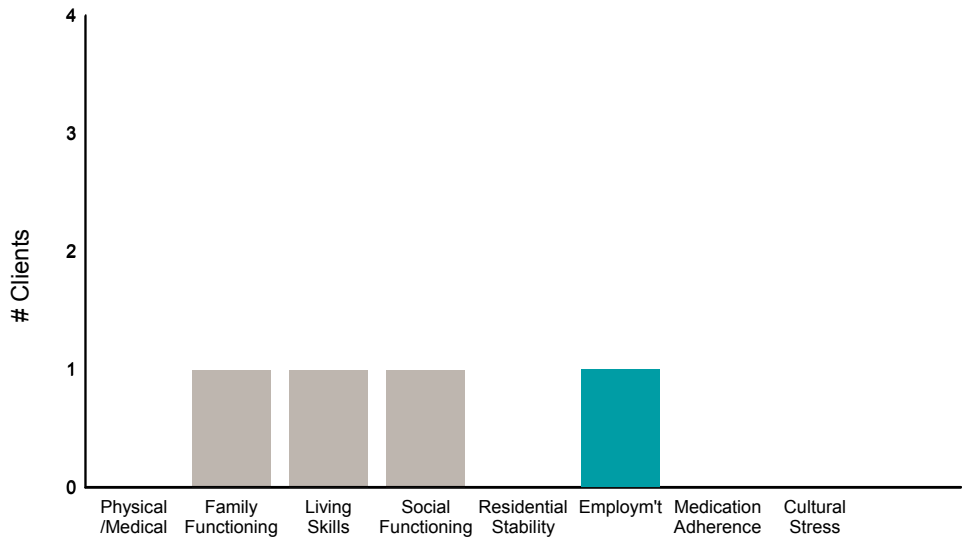


Strengths

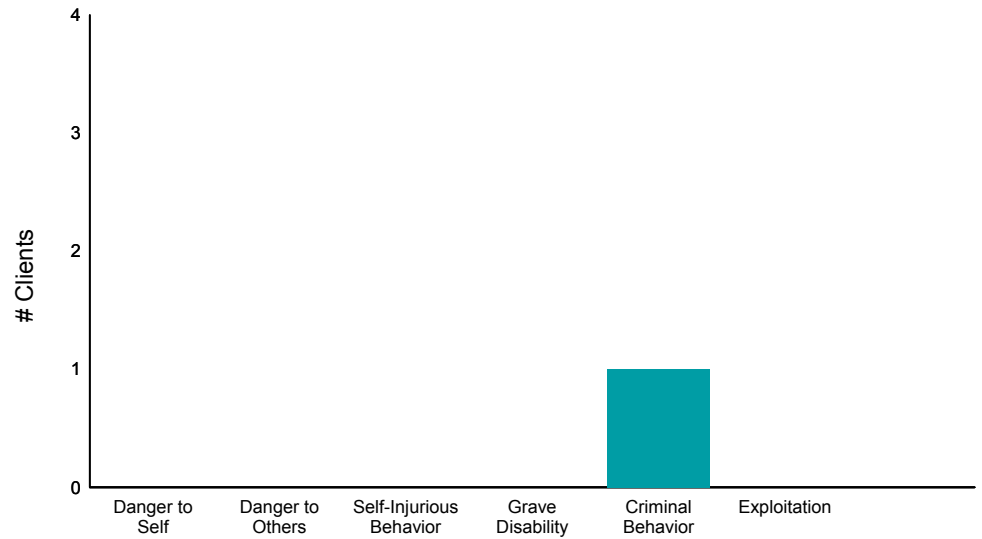


Item	% improvement
Psychosis	100% (1/1)
Depression	50% (1/2)
Anxiety	0% (0/0)
Adjustment to Trauma	0% (0/0)
Impulse Control	0% (0/0)
Interpersonal Problems	0% (0/0)
Substance Use	0% (0/1)
Optimism	0% (0/0)
Community Connection	0% (0/1)
Spiritual /Religious	50% (1/2)
Recovery Involvement	0% (0/1)

Life Domain Functioning



Risk Behaviors



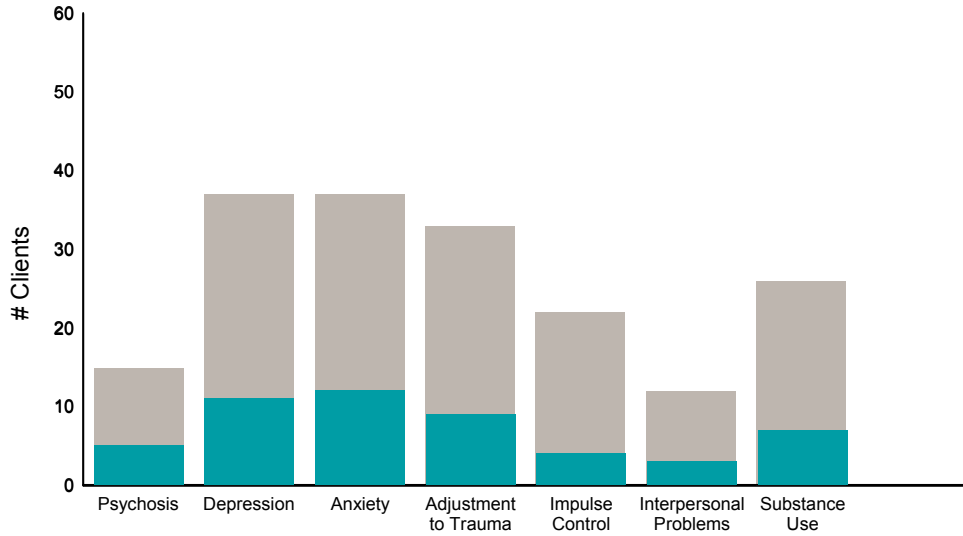
Item	% improvement
Physical /Medical	0% (0/0)
Family Functioning	0% (0/1)
Living Skills	0% (0/1)
Social Functioning	0% (0/1)
Residential Stability	0% (0/0)
Employ'm't	100% (1/1)
Medication Adherence	0% (0/0)
Cultural Stress	0% (0/0)
Danger to Self	0% (0/0)
Danger to Others	0% (0/0)
Self-Injurious Behavior	0% (0/0)
Grave Disability	0% (0/0)
Criminal Behavior	100% (1/1)
Exploitation	0% (0/0)

FY18-19 Objective A.2 ANSA Outcomes Item-Level Report
SF START (8961OP)

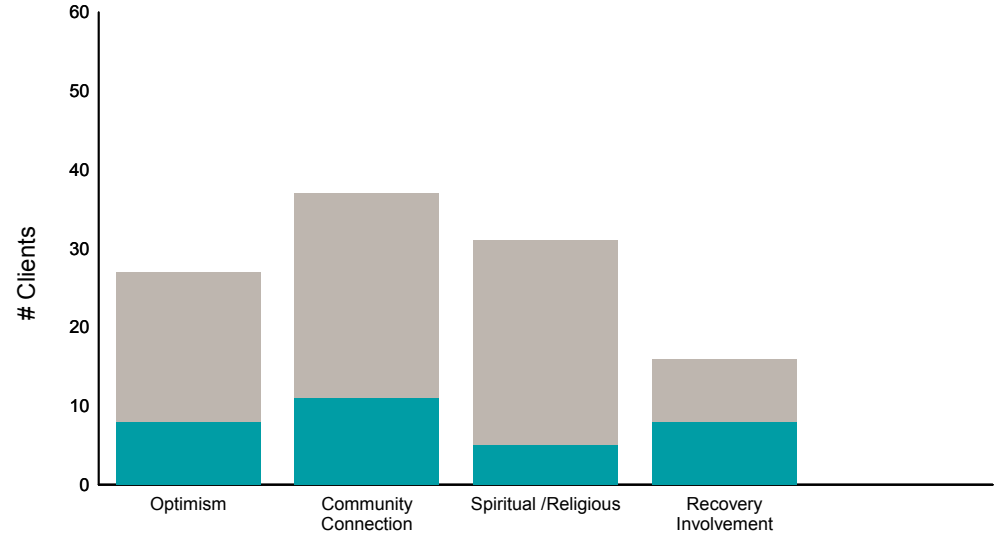
Didn't Improve
 Improved
 This report looks at current ANSAs to see how many clients improved on items rated 2 or 3 from the prior ANSA.

Num of episodes w/ min. 2 ANSAs: **53** Average days between ANSAs: **133.6** % clients improved on min. 30% of actionable items: **60% (= 31/52)**

Behavioral Health Domain

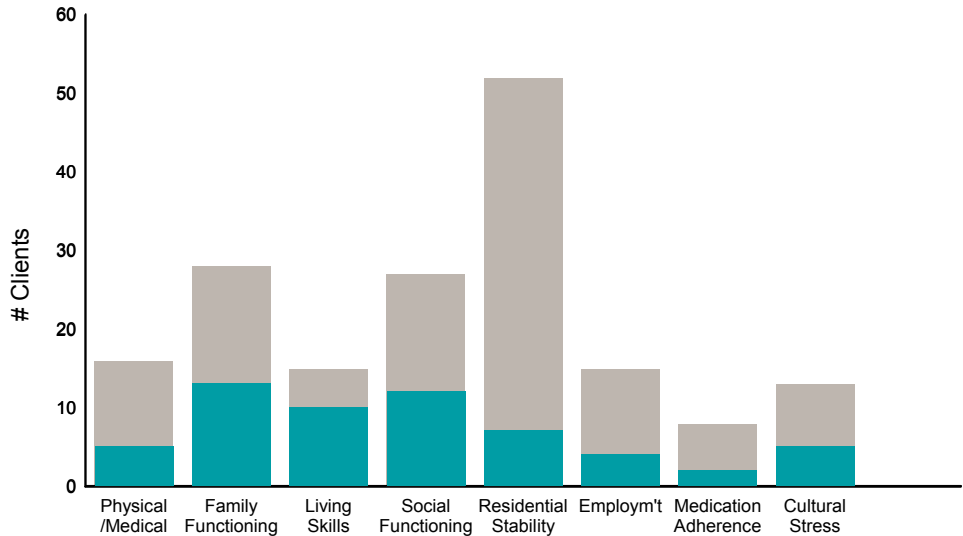


Strengths

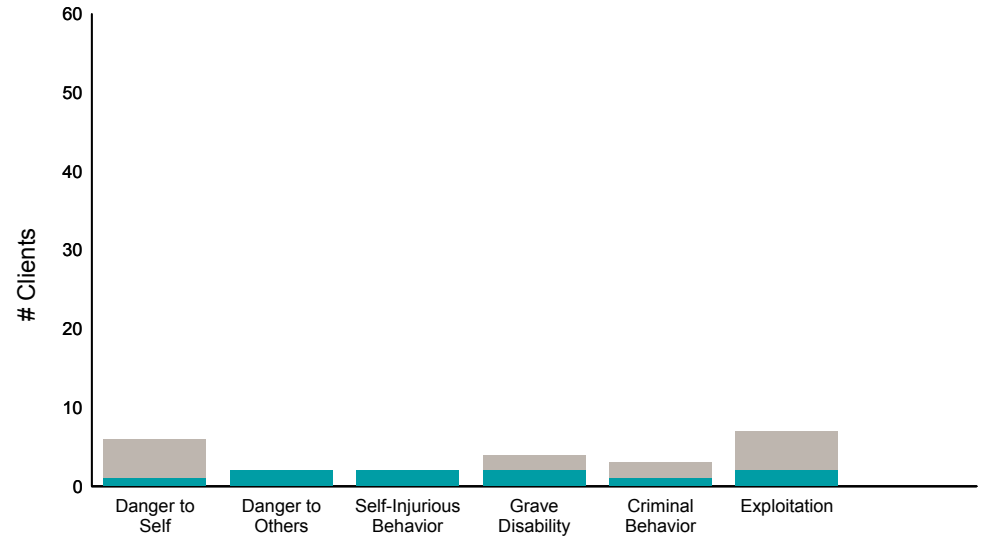


Item	% improvement	Item	% improvement
Psychosis	33% (5/15)	Optimism	30% (8/27)
Depression	30% (11/37)	Community Connection	30% (11/37)
Anxiety	32% (12/37)	Spiritual /Religious	16% (5/31)
Adjustment to Trauma	27% (9/33)	Recovery Involvement	50% (8/16)
Impulse Control	18% (4/22)		
Interpersonal Problems	25% (3/12)		
Substance Use	27% (7/26)		

Life Domain Functioning



Risk Behaviors



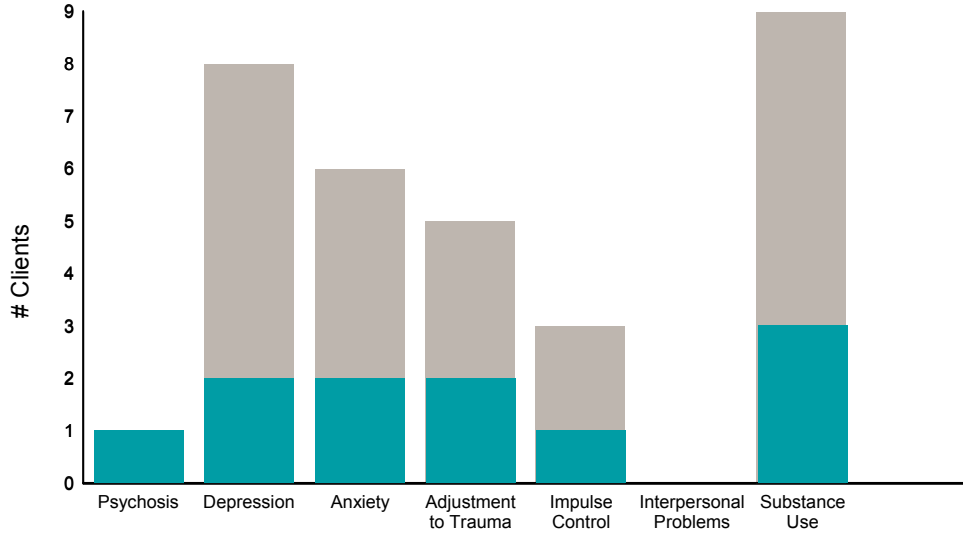
Item	% improvement	Item	% improvement
Physical /Medical	31% (5/16)	Danger to Self	17% (1/6)
Family Functioning	46% (13/28)	Danger to Others	100% (2/2)
Living Skills	67% (10/15)	Self-Injurious Behavior	100% (2/2)
Social Functioning	44% (12/27)	Grave Disability	50% (2/4)
Residential Stability	13% (7/52)	Criminal Behavior	33% (1/3)
Employm't	27% (4/15)	Exploitation	29% (2/7)
Medication Adherence	25% (2/8)		
Cultural Stress	38% (5/13)		

FY18-19 Objective A.2 ANSA Outcomes Item-Level Report
SFAF Stonewall MH OP (38HSOP)

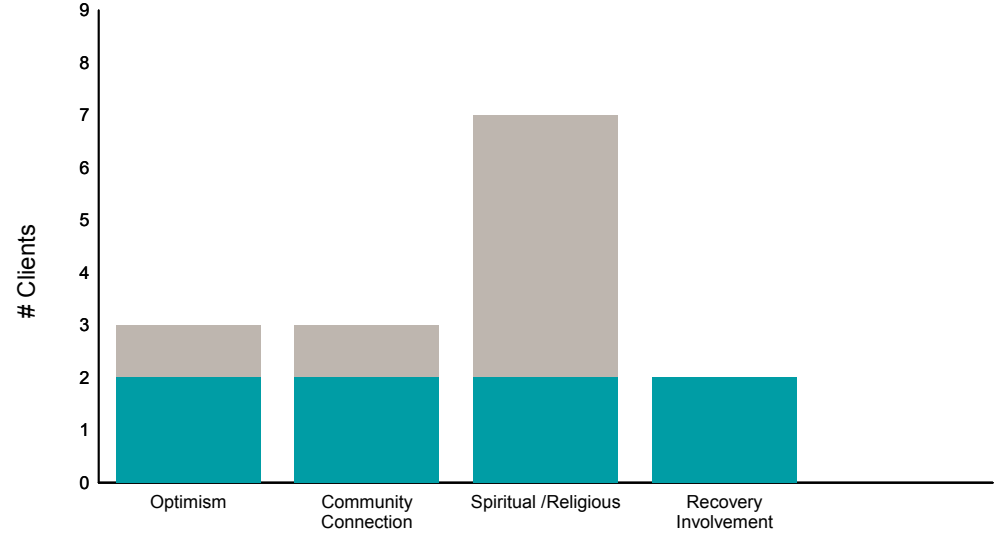
Didn't Improve
 Improved
 This report looks at current ANSAs to see how many clients improved on items rated 2 or 3 from the prior ANSA.

Num of episodes w/ min. 2 ANSAs: **9** Average days between ANSAs: **183.4** % clients improved on min. 30% of actionable items: **56% (= 5/9)**

Behavioral Health Domain

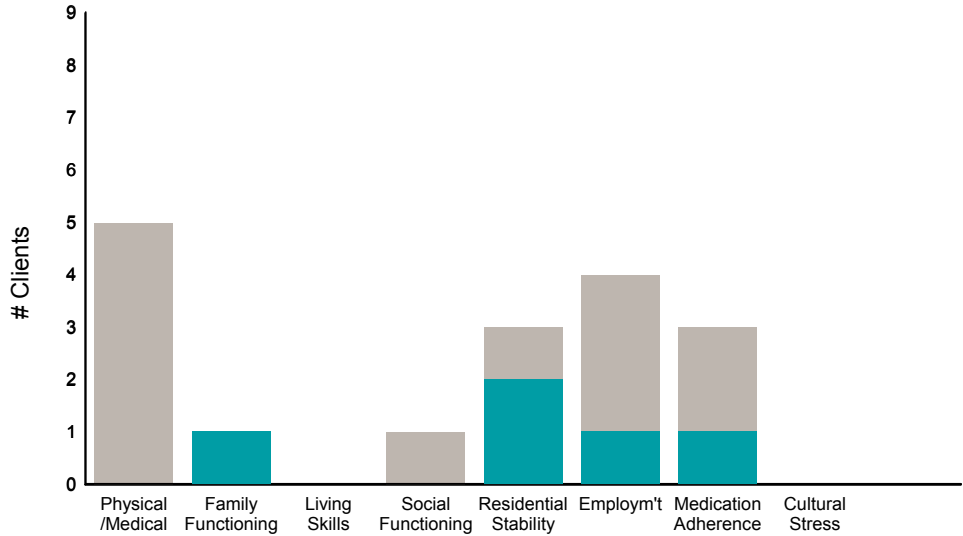


Strengths




Item	% improvement
Psychosis	100% (1/1)
Depression	25% (2/8)
Anxiety	33% (2/6)
Adjustment to Trauma	40% (2/5)
Impulse Control	33% (1/3)
Interpersonal Problems	0% (0/0)
Substance Use	33% (3/9)
Optimism	67% (2/3)
Community Connection	67% (2/3)
Spiritual /Religious	29% (2/7)
Recovery Involvement	100% (2/2)

Life Domain Functioning



Risk Behaviors



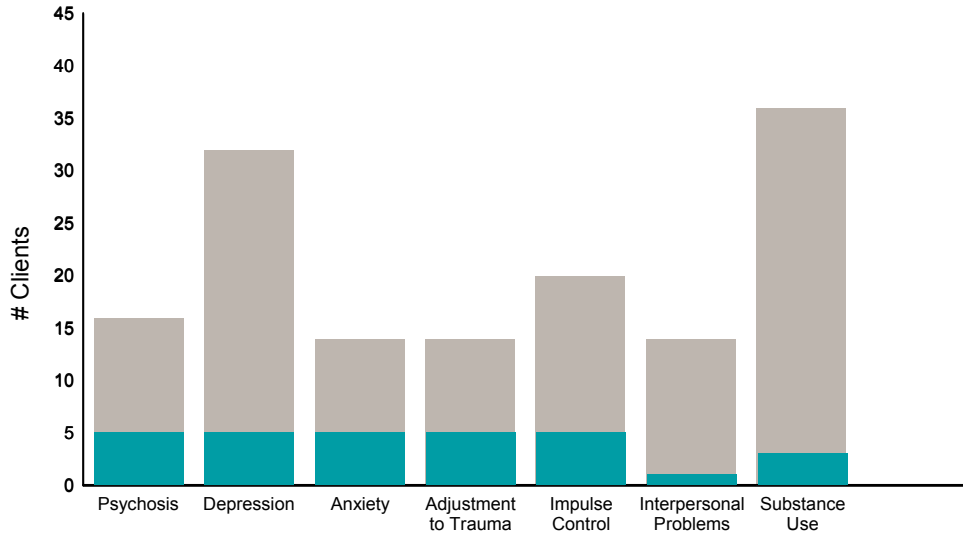
Item	% improvement
Physical /Medical	0% (0/5)
Family Functioning	100% (1/1)
Living Skills	0% (0/0)
Social Functioning	0% (0/1)
Residential Stability	67% (2/3)
Employ'm't	25% (1/4)
Medication Adherence	33% (1/3)
Cultural Stress	0% (0/0)
Danger to Self	0% (0/1)
Danger to Others	0% (0/0)
Self-Injurious Behavior	0% (0/0)
Grave Disability	0% (0/0)
Criminal Behavior	0% (0/0)
Exploitation	0% (0/0)

FY18-19 Objective A.2 ANSA Outcomes Item-Level Report
SFGH Emergency Dept CM (38JVOP)

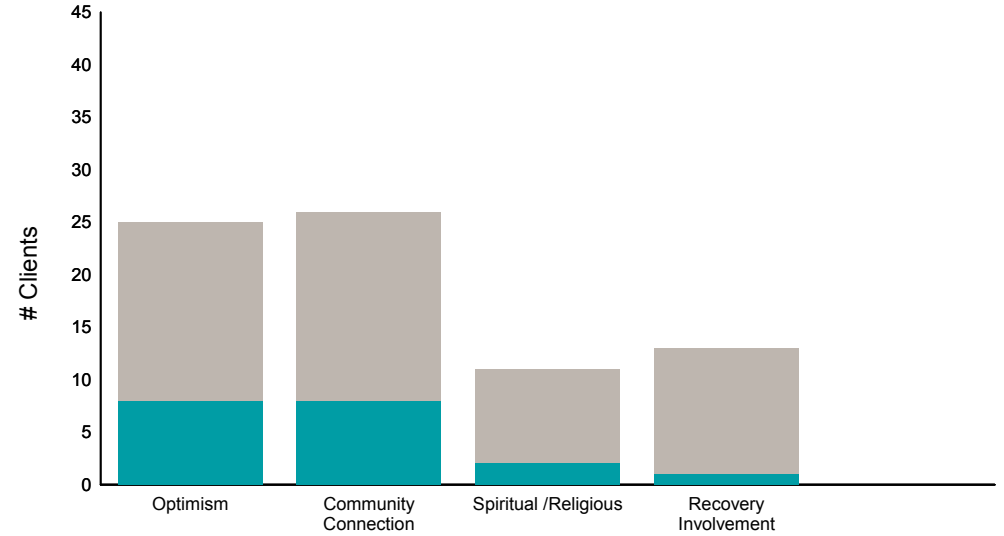
Didn't Improve
 Improved
 This report looks at current ANSAs to see how many clients improved on items rated 2 or 3 from the prior ANSA.

Num of episodes w/ min. 2 ANSAs: 41 Average days between ANSAs: 225.6 % clients improved on min. 30% of actionable items: **34% (= 14/41)**

Behavioral Health Domain

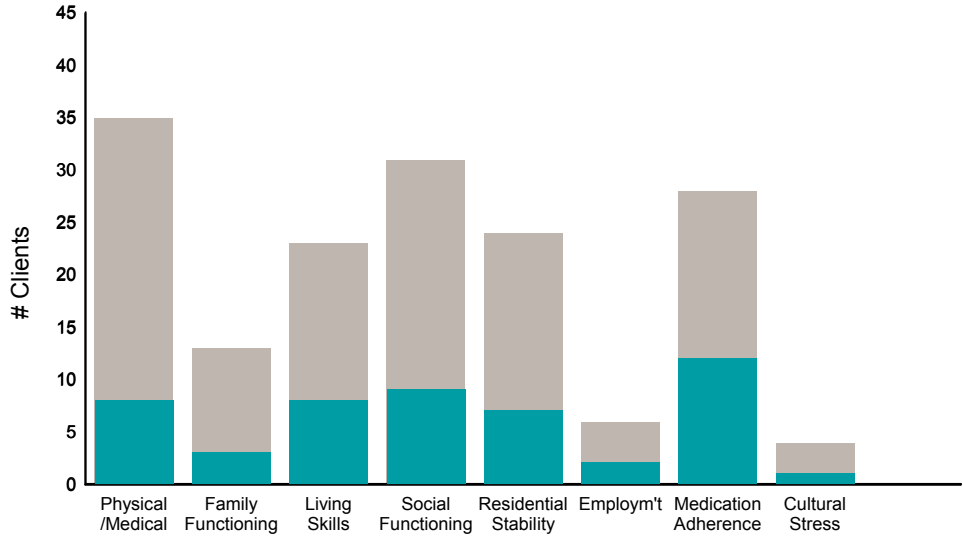


Strengths

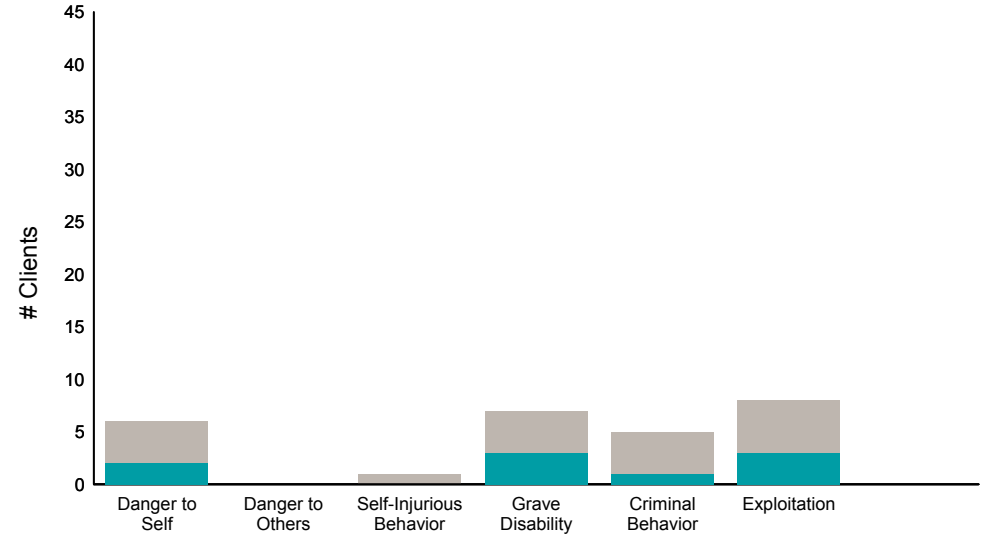


Item	% improvement	Count
Psychosis	31%	5/16
Depression	16%	5/32
Anxiety	36%	5/14
Adjustment to Trauma	36%	5/14
Impulse Control	25%	5/20
Interpersonal Problems	7%	1/14
Substance Use	8%	3/36
Optimism	32%	8/25
Community Connection	31%	8/26
Spiritual /Religious	18%	2/11
Recovery Involvement	8%	1/13

Life Domain Functioning



Risk Behaviors



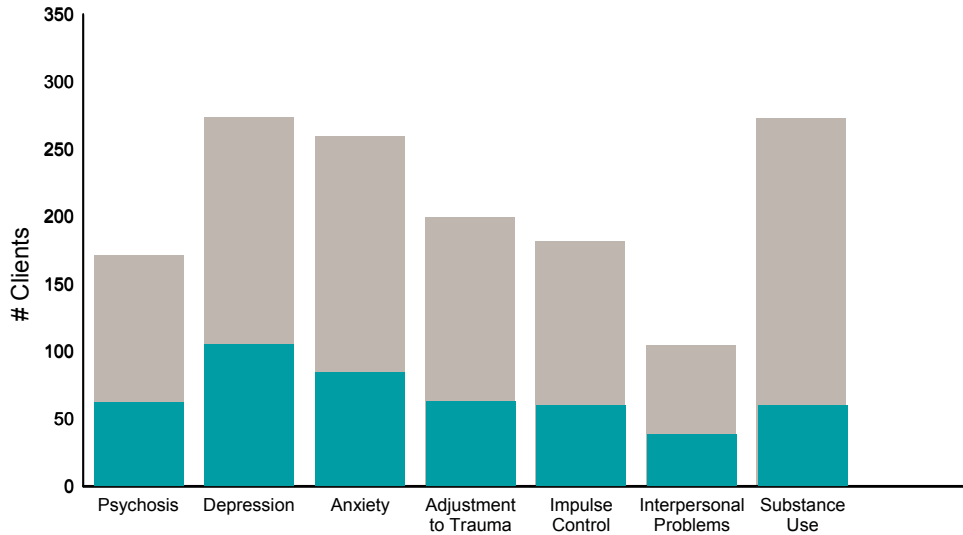
Item	% improvement	Count
Physical /Medical	23%	8/35
Family Functioning	23%	3/13
Living Skills	35%	8/23
Social Functioning	29%	9/31
Residential Stability	29%	7/24
Employm't	33%	2/6
Medication Adherence	43%	12/28
Cultural Stress	25%	1/4
Danger to Self	33%	2/6
Danger to Others	0%	0/0
Self-Injurious Behavior	0%	0/1
Grave Disability	43%	3/7
Criminal Behavior	20%	1/5
Exploitation	38%	3/8

FY18-19 Objective A.2 ANSA Outcomes Item-Level Report
Shrader House Crisis RES PROG (89661)

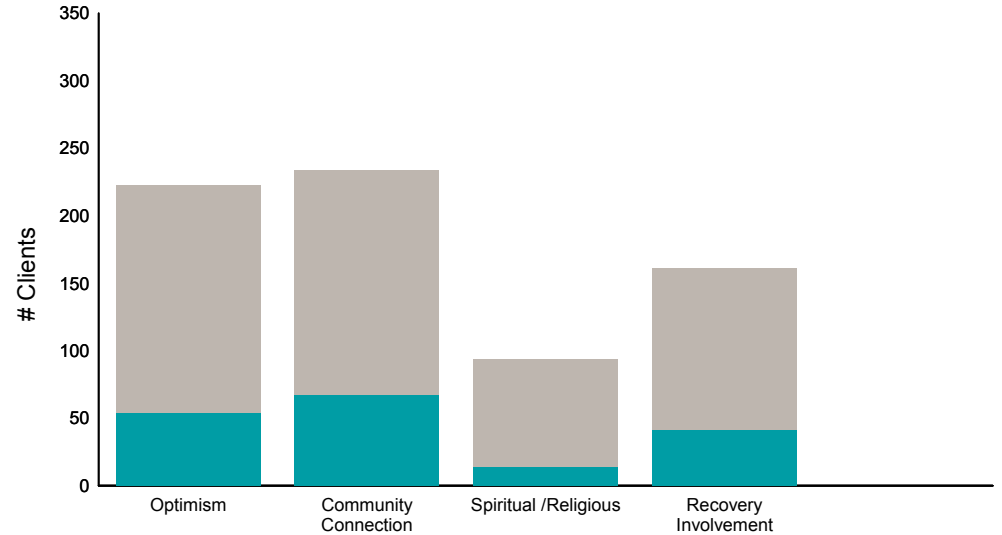
Didn't Improve
 Improved
 This report looks at current ANSAs to see how many clients improved on items rated 2 or 3 from the prior ANSA.

Num of episodes w/ min. 2 ANSAs: 316 Average days between ANSAs: 47.3 % clients improved on min. 30% of actionable items: **45% (= 141/316)**

Behavioral Health Domain

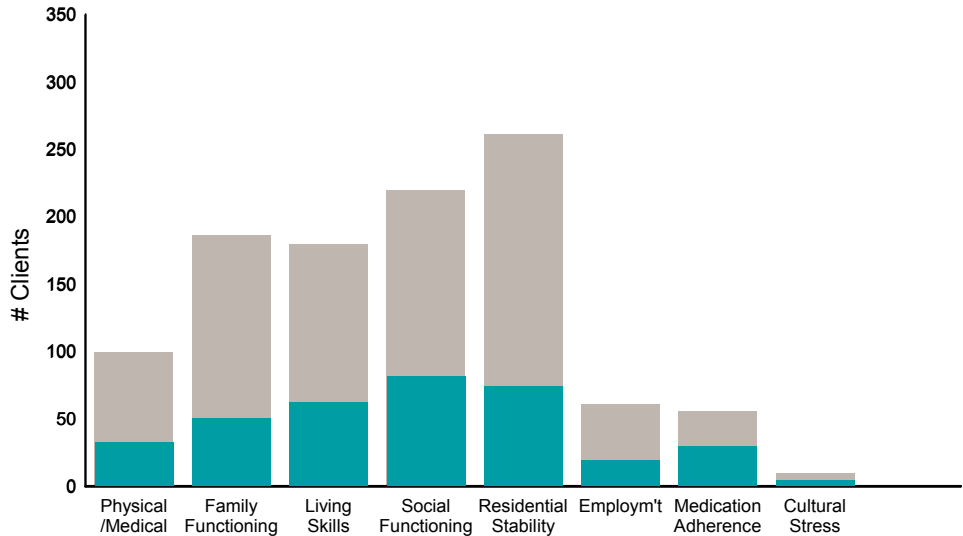


Strengths

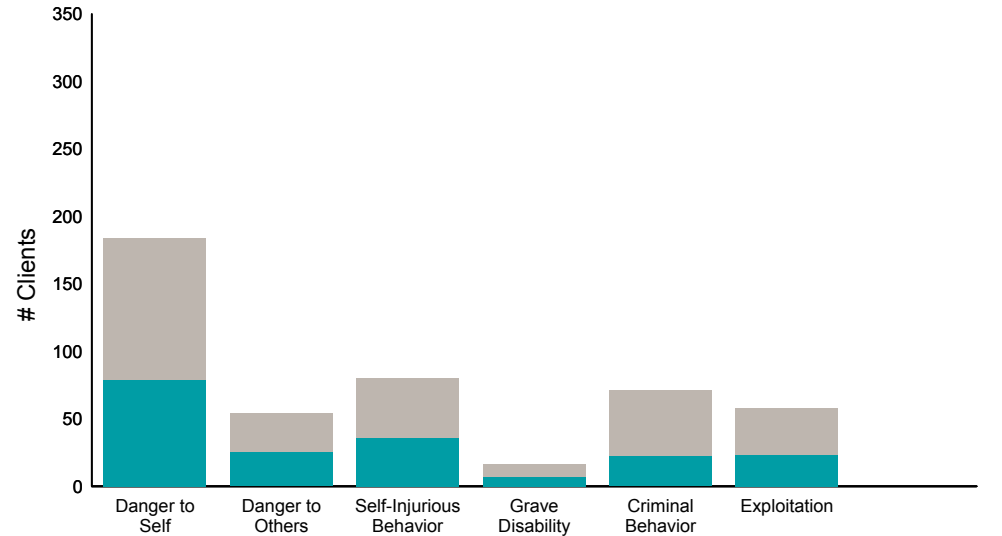


Item	% improvement
Psychosis	36% (62/172)
Depression	38% (105/274)
Anxiety	32% (84/260)
Adjustment to Trauma	32% (63/200)
Impulse Control	33% (60/182)
Interpersonal Problems	36% (38/105)
Substance Use	22% (60/273)
Optimism	24% (54/223)
Community Connection	29% (67/234)
Spiritual /Religious	15% (14/94)
Recovery Involvement	25% (41/161)

Life Domain Functioning



Risk Behaviors



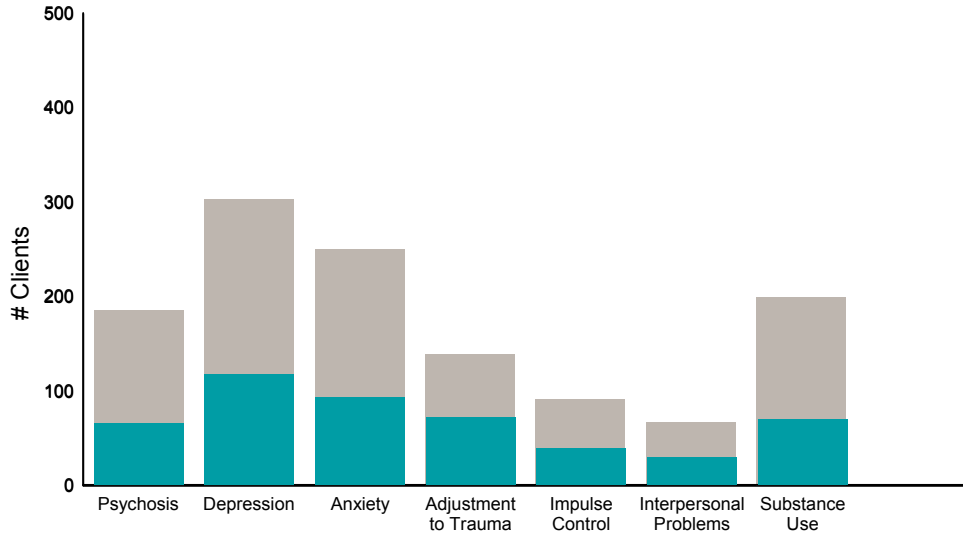
Item	% improvement
Physical /Medical	32% (32/100)
Family Functioning	27% (50/187)
Living Skills	34% (62/180)
Social Functioning	37% (81/220)
Residential Stability	28% (74/262)
Employ'm't	31% (19/61)
Medication Adherence	52% (29/56)
Cultural Stress	40% (4/10)
Danger to Self	43% (79/184)
Danger to Others	46% (25/54)
Self-Injurious Behavior	45% (36/80)
Grave Disability	44% (7/16)
Criminal Behavior	31% (22/71)
Exploitation	40% (23/58)

FY18-19 Objective A.2 ANSA Outcomes Item-Level Report
South of Market Outpatient (38719)

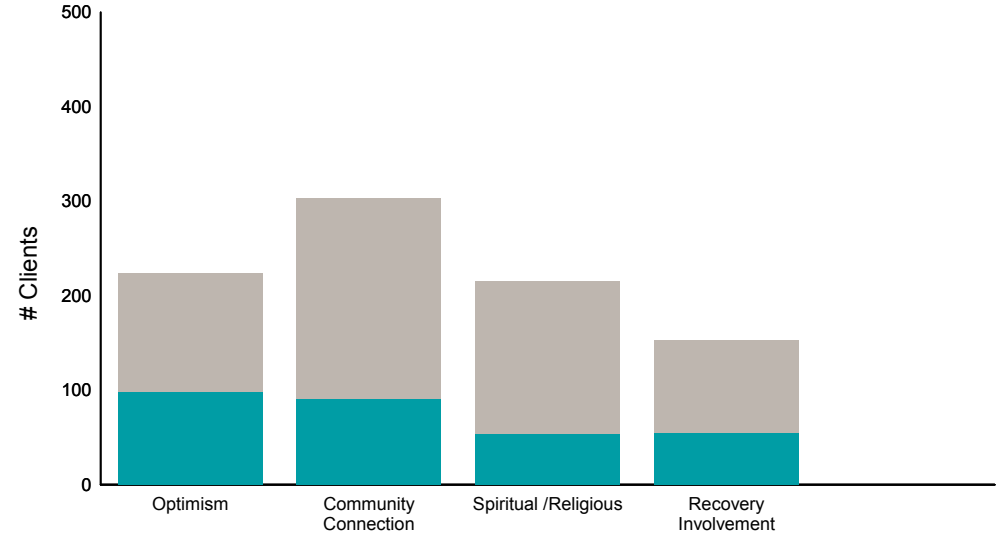
Didn't Improve
 Improved
 This report looks at current ANSAs to see how many clients improved on items rated 2 or 3 from the prior ANSA.

Num of episodes w/ min. 2 ANSAs: 500 Average days between ANSAs: 393.1 % clients improved on min. 30% of actionable items: **61% (= 283/463)**

Behavioral Health Domain

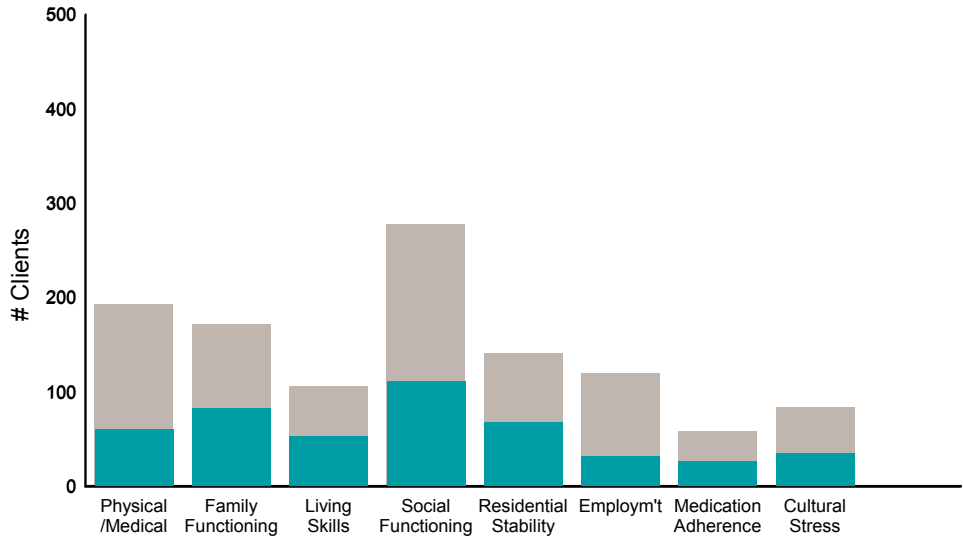


Strengths

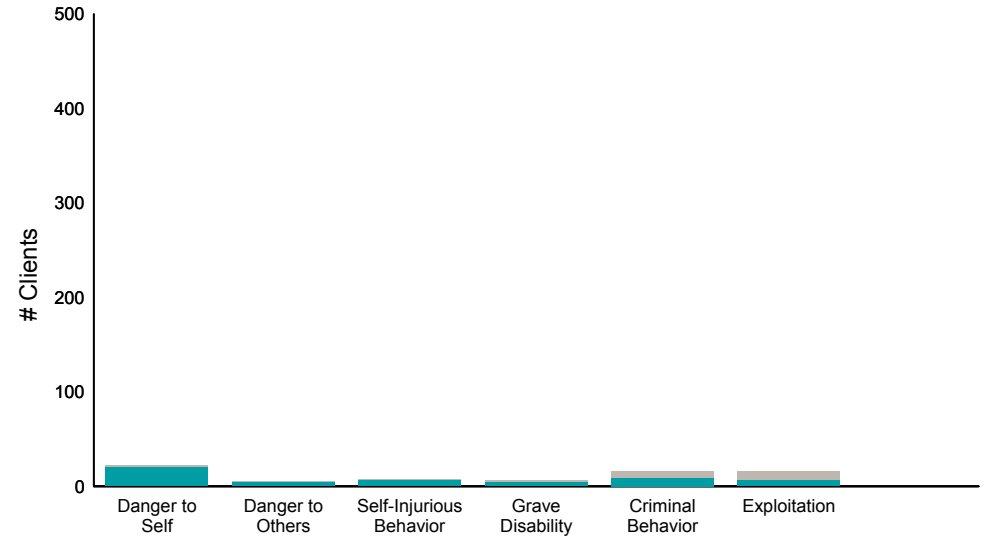


Item	% improvement
Psychosis	35%
Depression	39%
Anxiety	37%
Adjustment to Trauma	52%
Impulse Control	42%
Interpersonal Problems	43%
Substance Use	35%
Optimism	44%
Community Connection	30%
Spiritual /Religious	25%
Recovery Involvement	36%

Life Domain Functioning



Risk Behaviors



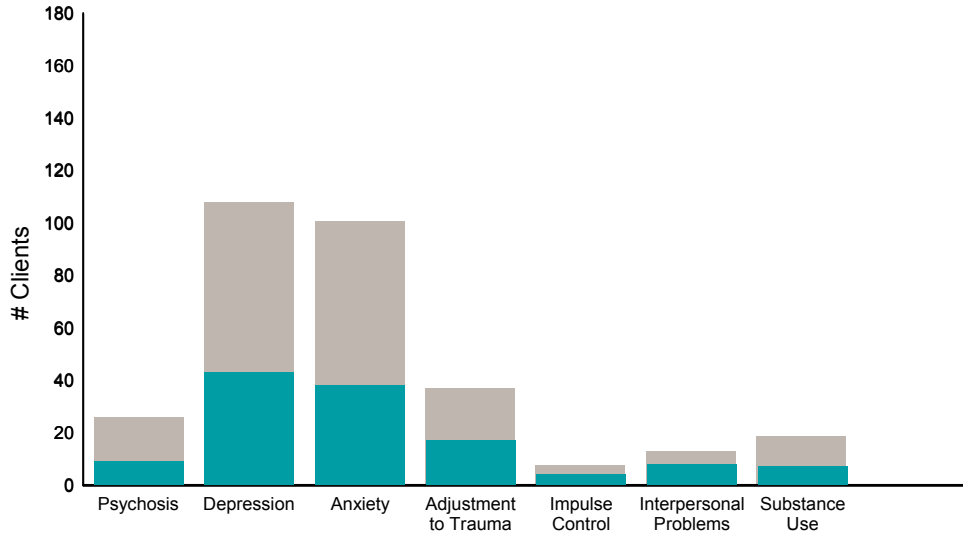
Item	% improvement
Physical /Medical	31%
Family Functioning	48%
Living Skills	49%
Social Functioning	40%
Residential Stability	47%
Employ'm't	26%
Medication Adherence	44%
Cultural Stress	42%
Danger to Self	91%
Danger to Others	80%
Self-Injurious Behavior	86%
Grave Disability	67%
Criminal Behavior	56%
Exploitation	38%

FY18-19 Objective A.2 ANSA Outcomes Item-Level Report
Southeast Mission Geriatric-OP (38483)

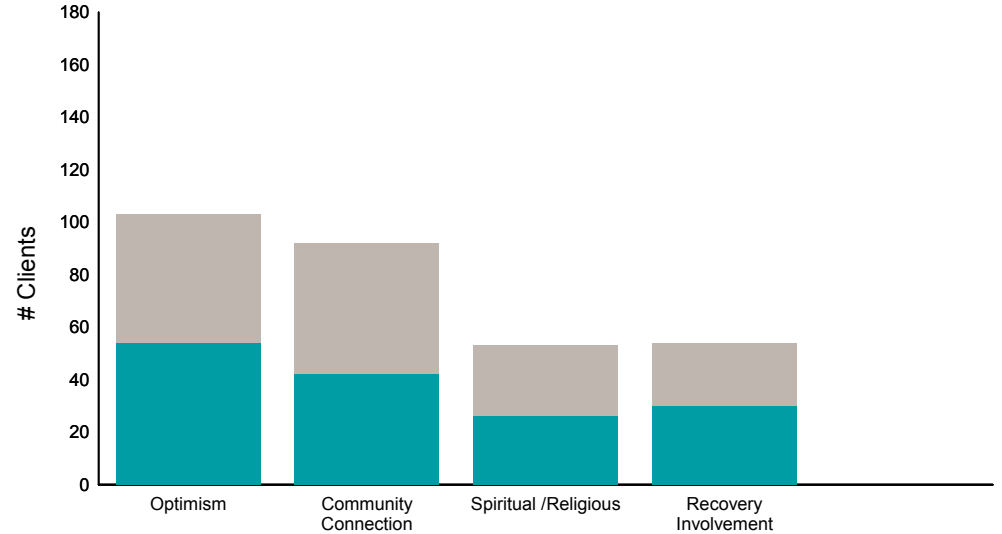
Didn't Improve
 Improved
 This report looks at current ANSAs to see how many clients improved on items rated 2 or 3 from the prior ANSA.

Num of episodes w/ min. 2 ANSAs: 177 Average days between ANSAs: 338.5 % clients improved on min. 30% of actionable items: **64% (= 108/170)**

Behavioral Health Domain

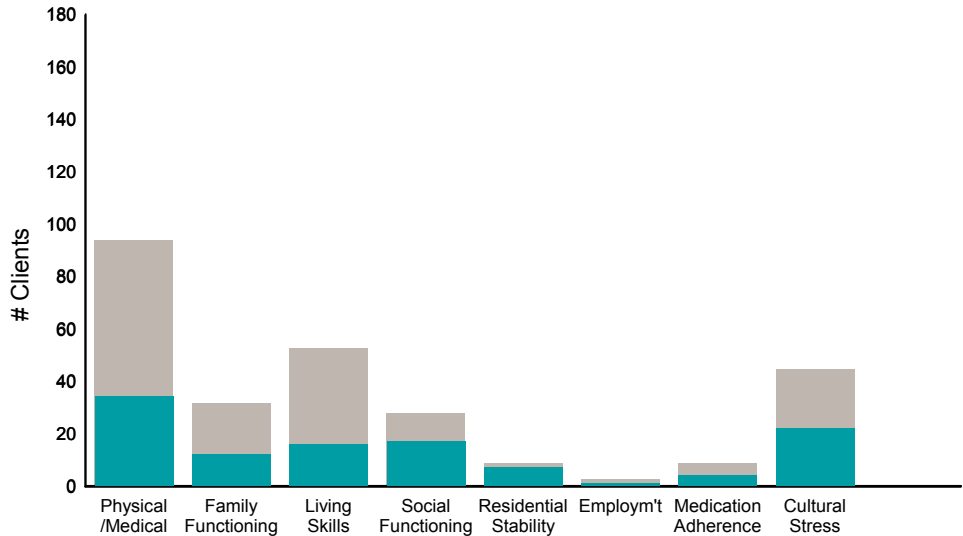


Strengths

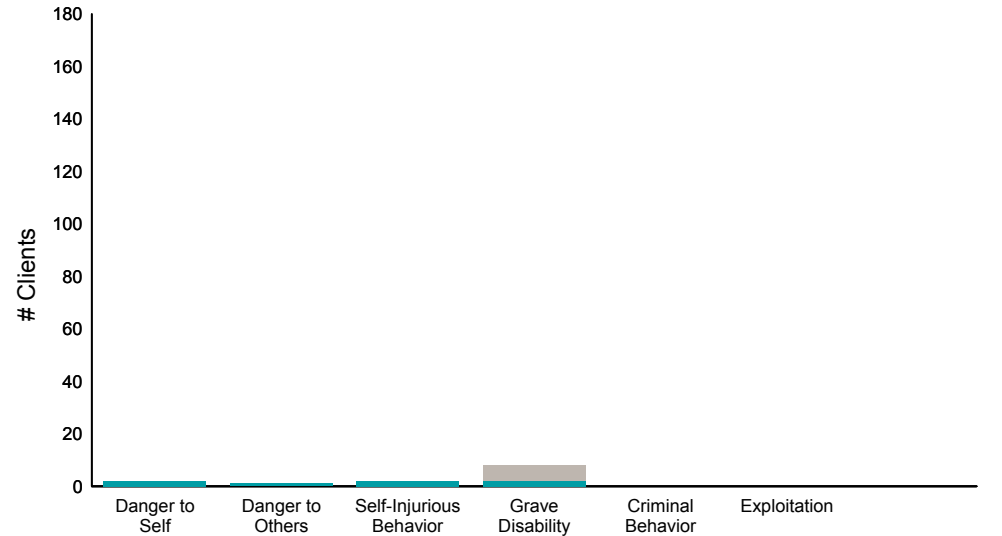


Item	% improvement
Psychosis	35% (9/26)
Depression	40% (43/108)
Anxiety	38% (38/101)
Adjustment to Trauma	46% (17/37)
Impulse Control	50% (4/8)
Interpersonal Problems	62% (8/13)
Substance Use	37% (7/19)
Optimism	52% (54/103)
Community Connection	46% (42/92)
Spiritual /Religious	49% (26/53)
Recovery Involvement	56% (30/54)

Life Domain Functioning



Risk Behaviors



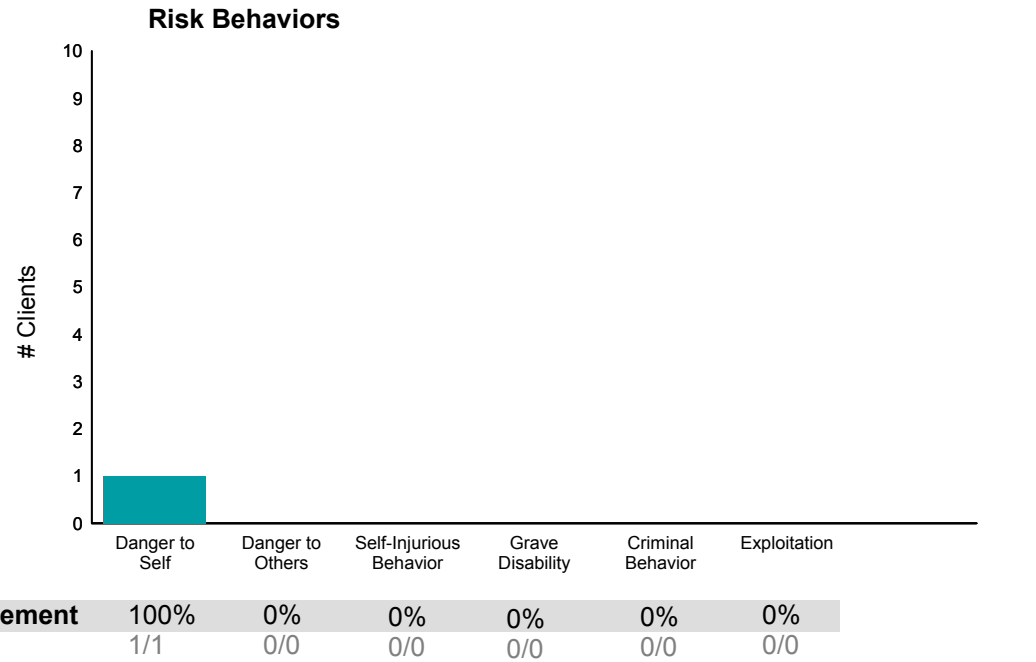
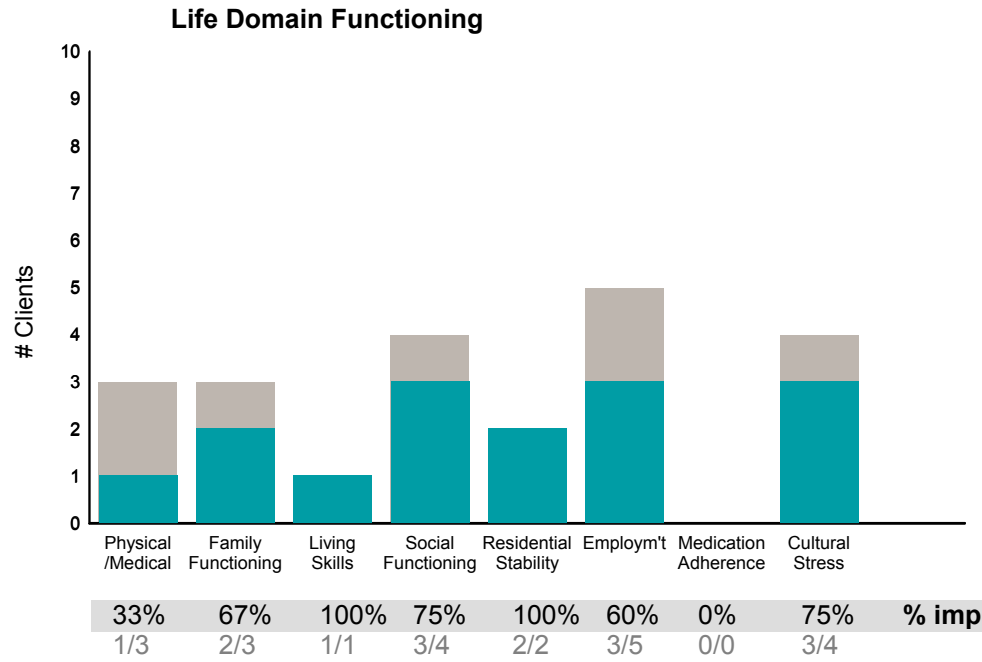
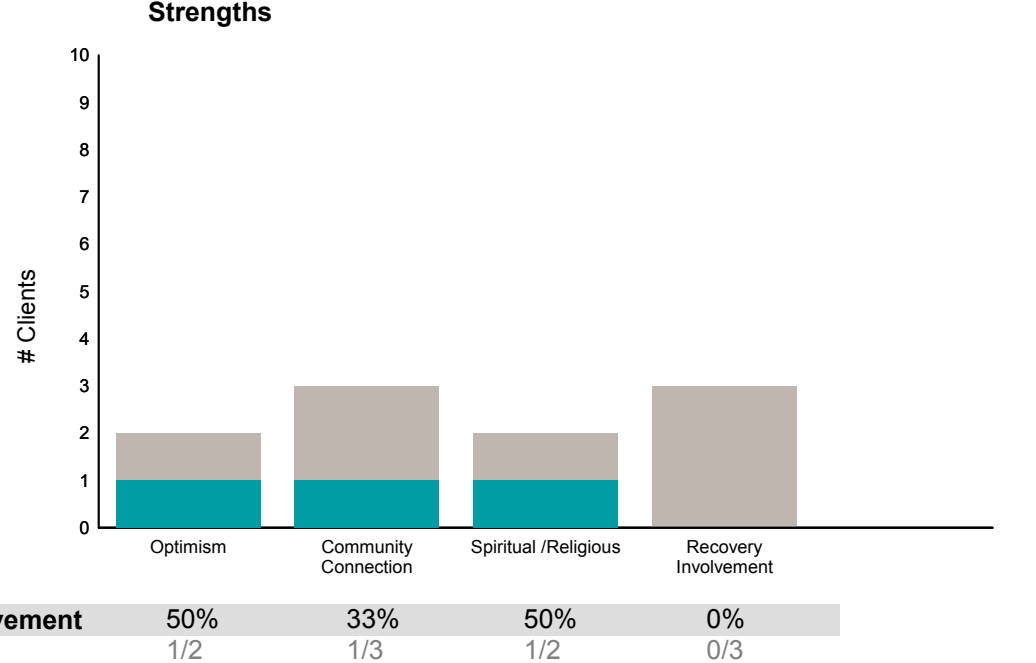
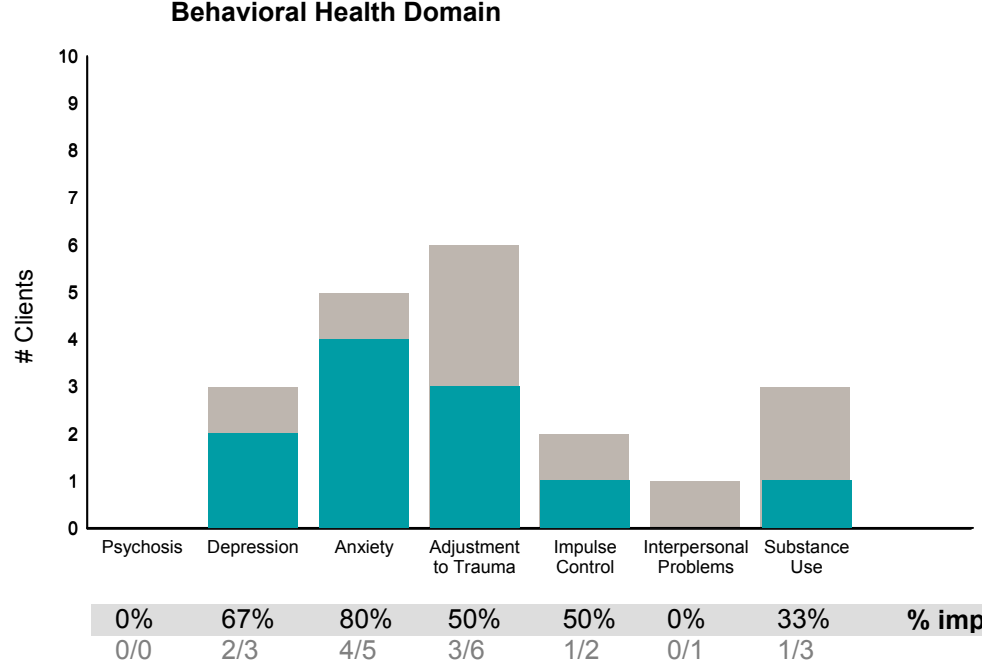
Item	% improvement
Physical /Medical	36% (34/94)
Family Functioning	38% (12/32)
Living Skills	30% (16/53)
Social Functioning	61% (17/28)
Residential Stability	78% (7/9)
Employ'm't	33% (1/3)
Medication Adherence	44% (4/9)
Cultural Stress	49% (22/45)
Danger to Self	100% (2/2)
Danger to Others	100% (1/1)
Self-Injurious Behavior	100% (2/2)
Grave Disability	25% (2/8)
Criminal Behavior	0% (0/0)
Exploitation	0% (0/0)

This report reflects data from 7/1/2018 - 6/30/2019

FY18-19 Objective A.2 ANSA Outcomes Item-Level Report
St James Infirmary MHS (38KFOP)

Didn't Improve
 Improved
 This report looks at current ANSAs to see how many clients improved on items rated 2 or 3 from the prior ANSA.

Num of episodes w/ min. 2 ANSAs: 10 Average days between ANSAs: 183.8 % clients improved on min. 30% of actionable items: **70% (= 7/10)**



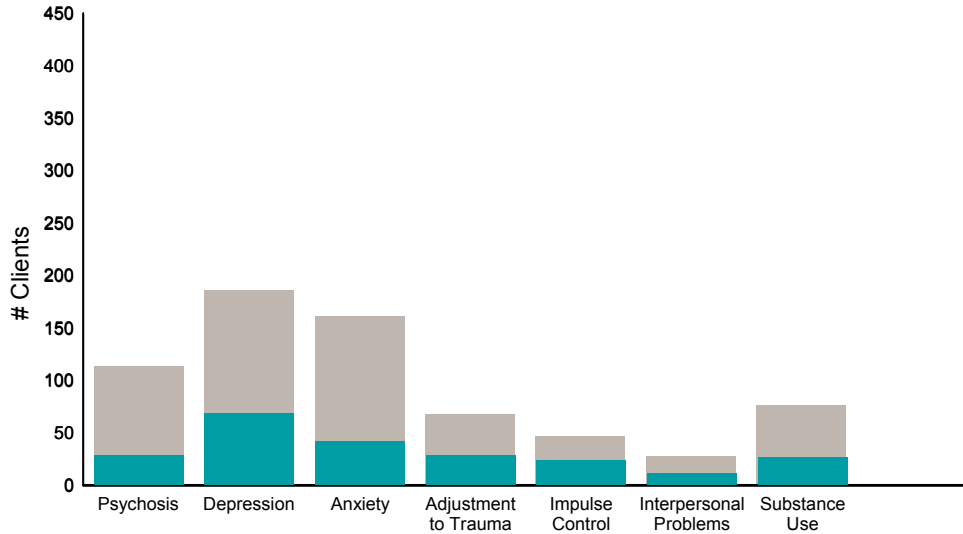
This report reflects data from 7/1/2018 - 6/30/2019

FY18-19 Objective A.2 ANSA Outcomes Item-Level Report
Sunset Mental Health OP (38823)

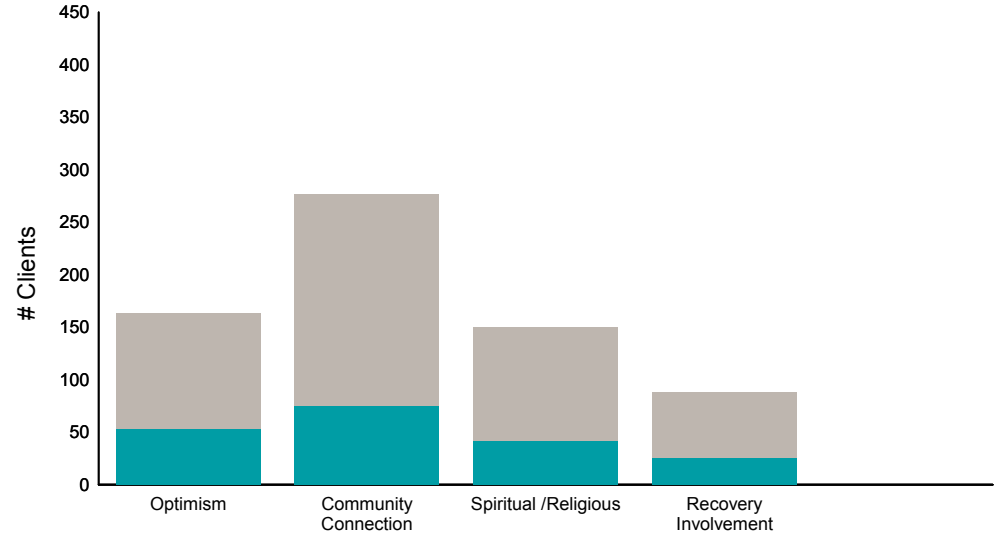
Didn't Improve
 Improved
 This report looks at current ANSAs to see how many clients improved on items rated 2 or 3 from the prior ANSA.

Num of episodes w/ min. 2 ANSAs: 403 Average days between ANSAs: 331.0 % clients improved on min. 30% of actionable items: **50% (= 194/386)**

Behavioral Health Domain

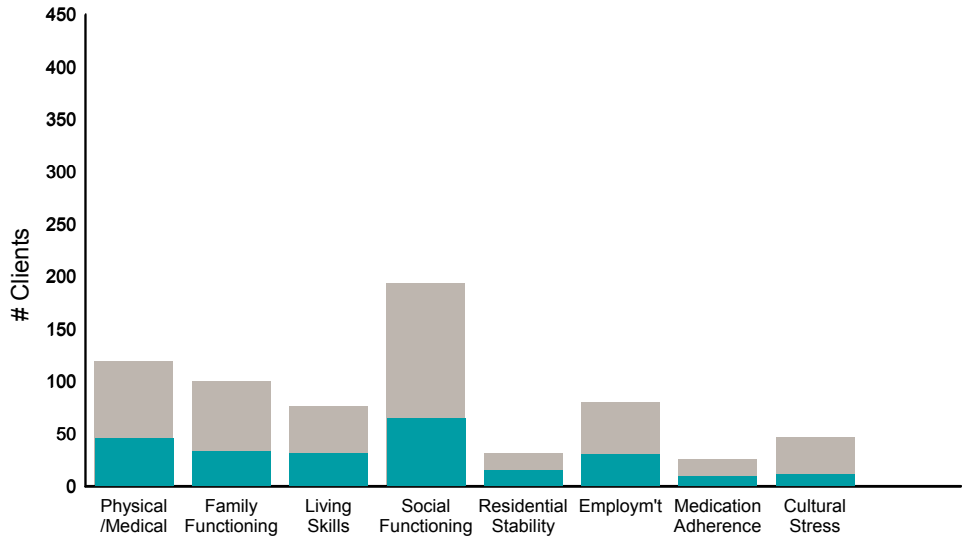


Strengths

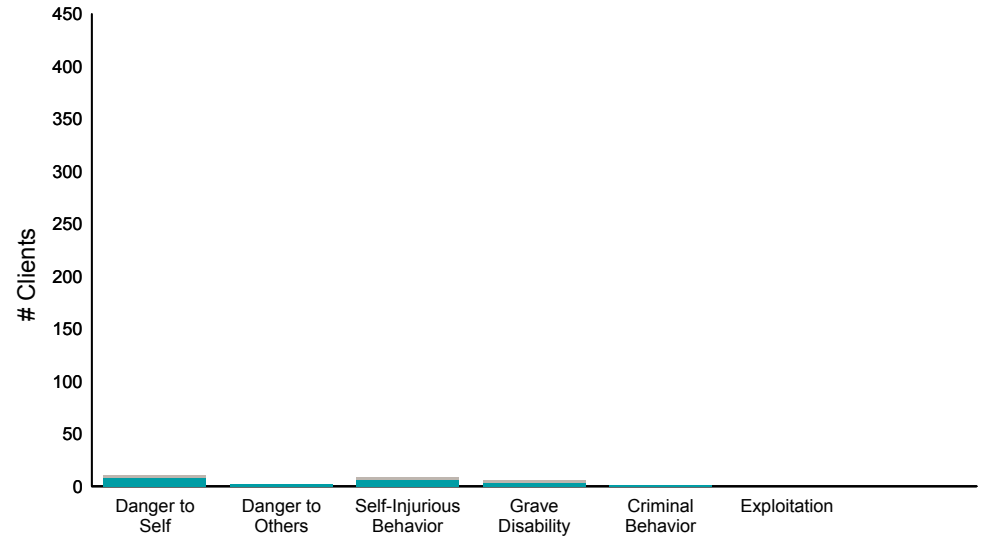


Item	% improvement
Psychosis	25%
Depression	37%
Anxiety	25%
Adjustment to Trauma	41%
Impulse Control	49%
Interpersonal Problems	39%
Substance Use	34%
Optimism	33%
Community Connection	27%
Spiritual /Religious	27%
Recovery Involvement	28%

Life Domain Functioning



Risk Behaviors



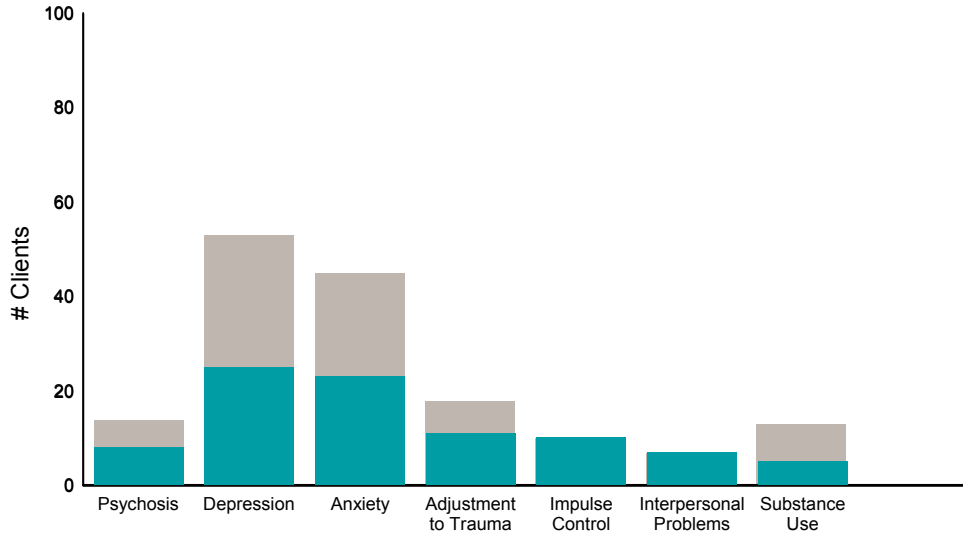
Item	% improvement
Physical /Medical	38%
Family Functioning	33%
Living Skills	40%
Social Functioning	33%
Residential Stability	47%
Employ'm't	37%
Medication Adherence	35%
Cultural Stress	23%
Danger to Self	73%
Danger to Others	100%
Self-Injurious Behavior	67%
Grave Disability	50%
Criminal Behavior	100%
Exploitation	0%

FY18-19 Objective A.2 ANSA Outcomes Item-Level Report
Sunset Mental Health Team II (3819OP)

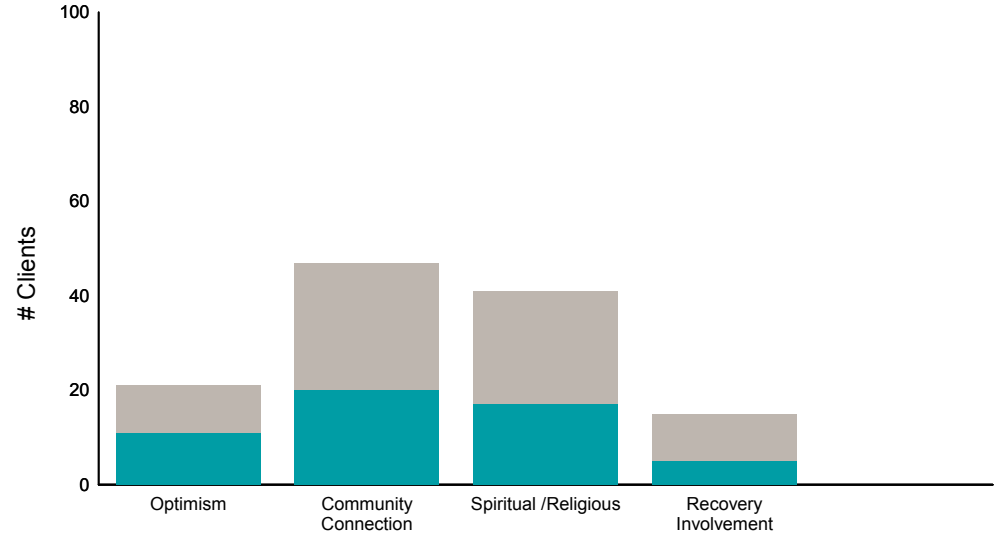
Didn't Improve
 Improved
 This report looks at current ANSAs to see how many clients improved on items rated 2 or 3 from the prior ANSA.

Num of episodes w/ min. 2 ANSAs: **82** Average days between ANSAs: **279.9** % clients improved on min. 30% of actionable items: **73% (= 58/80)**

Behavioral Health Domain

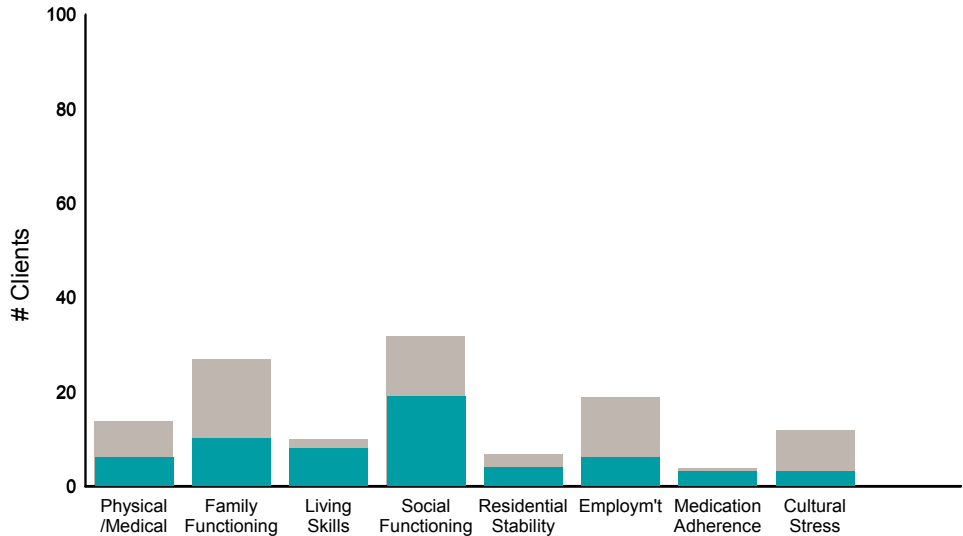


Strengths




Behavioral Health Domain	Strengths	% improvement
57% 8/14	52% 11/21	
47% 25/53	43% 20/47	
51% 23/45	41% 17/41	
61% 11/18	33% 5/15	
100% 10/10		
100% 7/7		
38% 5/13		

Life Domain Functioning



Risk Behaviors



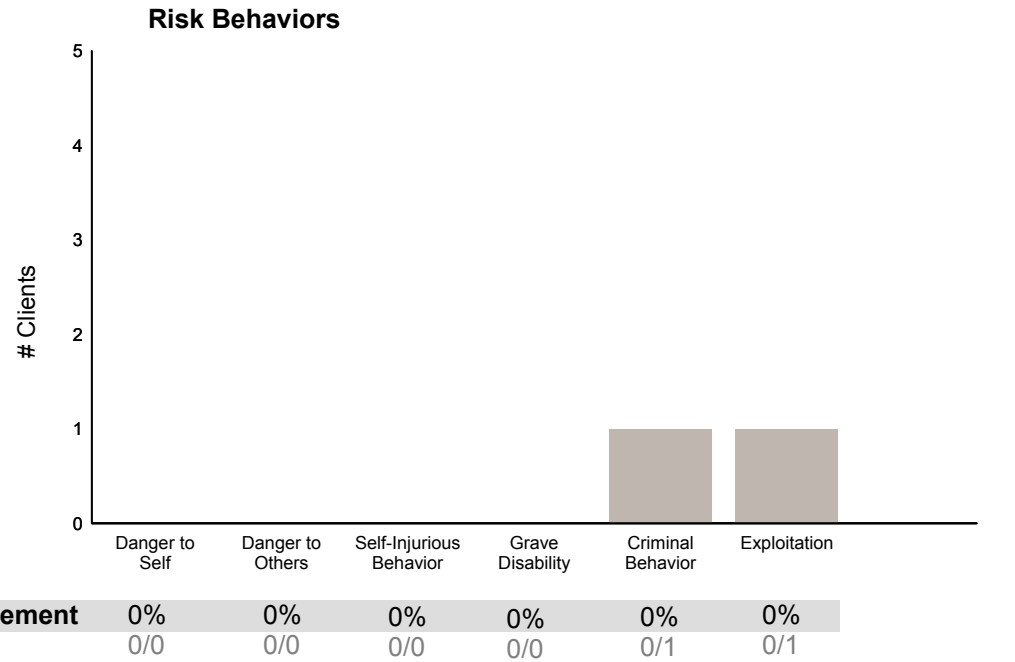
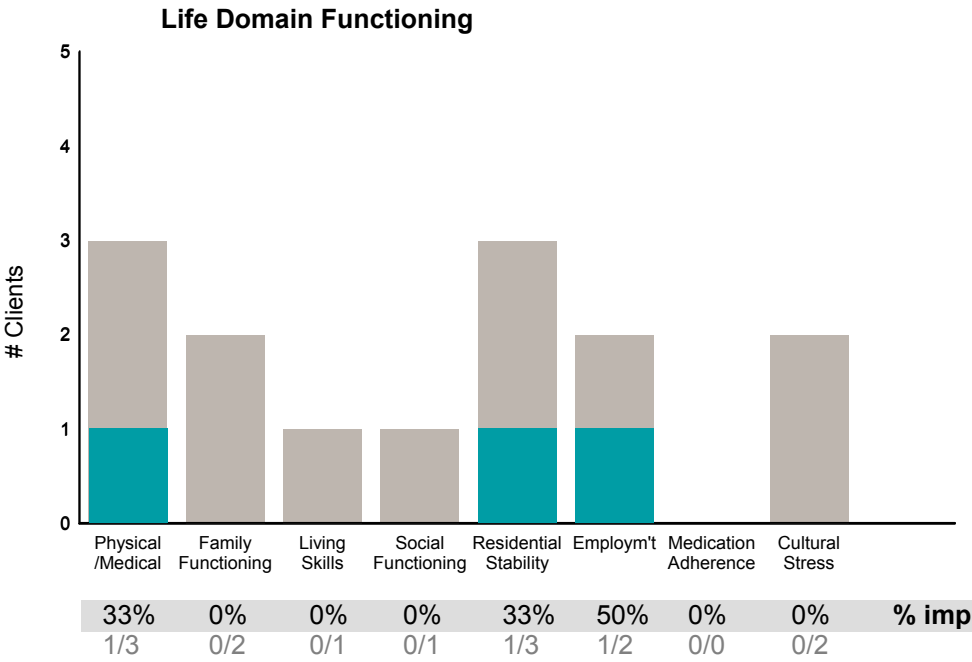
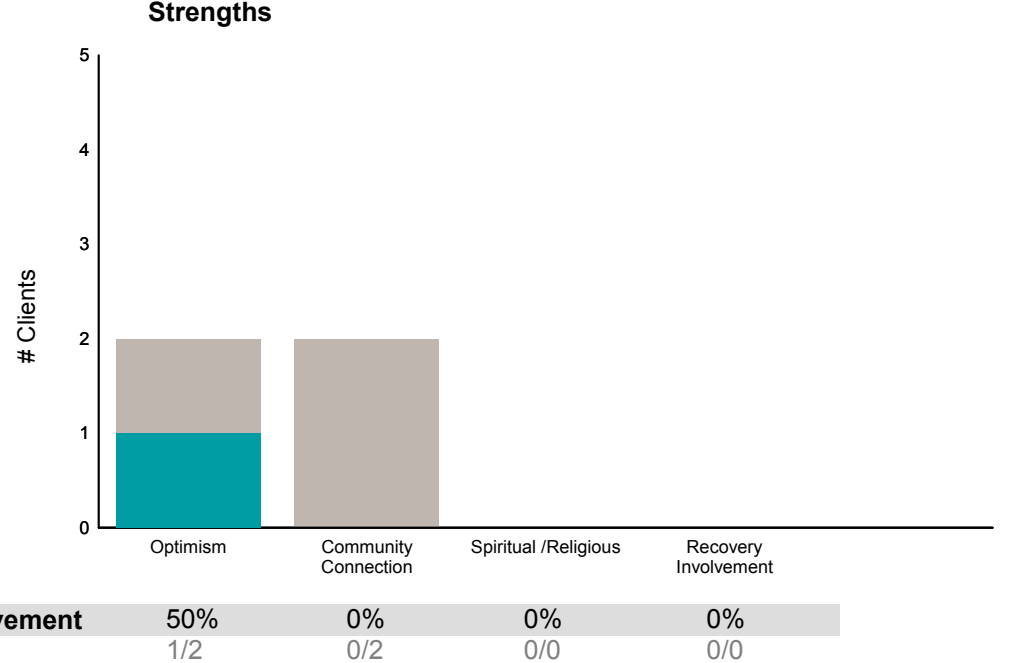
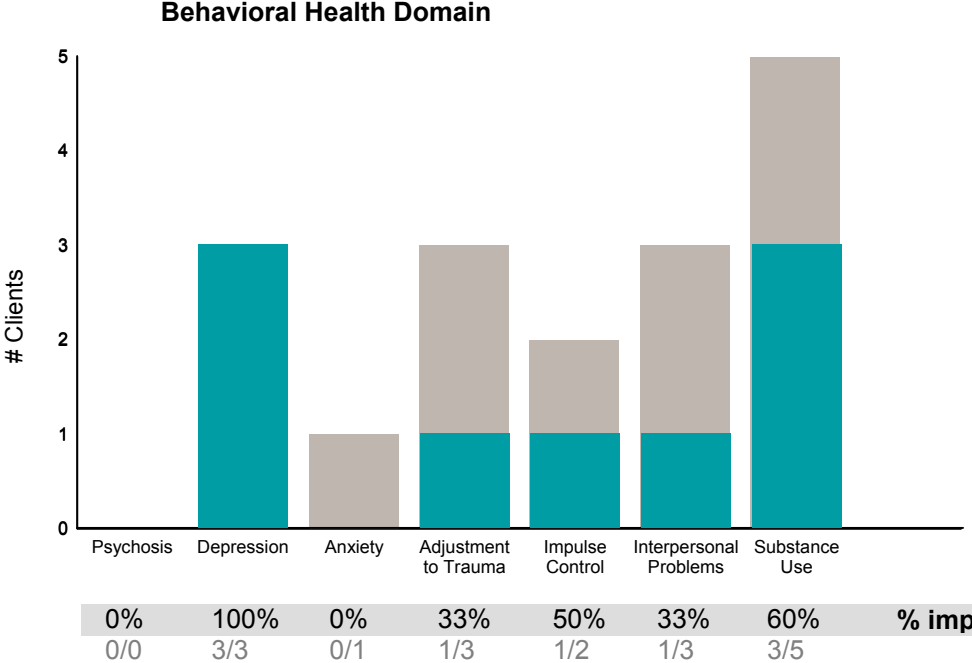
Life Domain Functioning	Risk Behaviors	% improvement
43% 6/14	0% 0/0	
37% 10/27	0% 0/0	
80% 8/10	0% 0/0	
59% 19/32	0% 0/0	
57% 4/7	0% 0/0	
32% 6/19	0% 0/0	
75% 3/4	0% 0/0	
25% 3/12	0% 0/1	

This report reflects data from 7/1/2018 - 6/30/2019

FY18-19 Objective A.2 ANSA Outcomes Item-Level Report
Swords to Plowshares Outpatient (8925OP)

Didn't Improve
 Improved
 This report looks at current ANSAs to see how many clients improved on items rated 2 or 3 from the prior ANSA.

Num of episodes w/ min. 2 ANSAs: **5** Average days between ANSAs: **132.8** % clients improved on min. 30% of actionable items: **40% (= 2/5)**



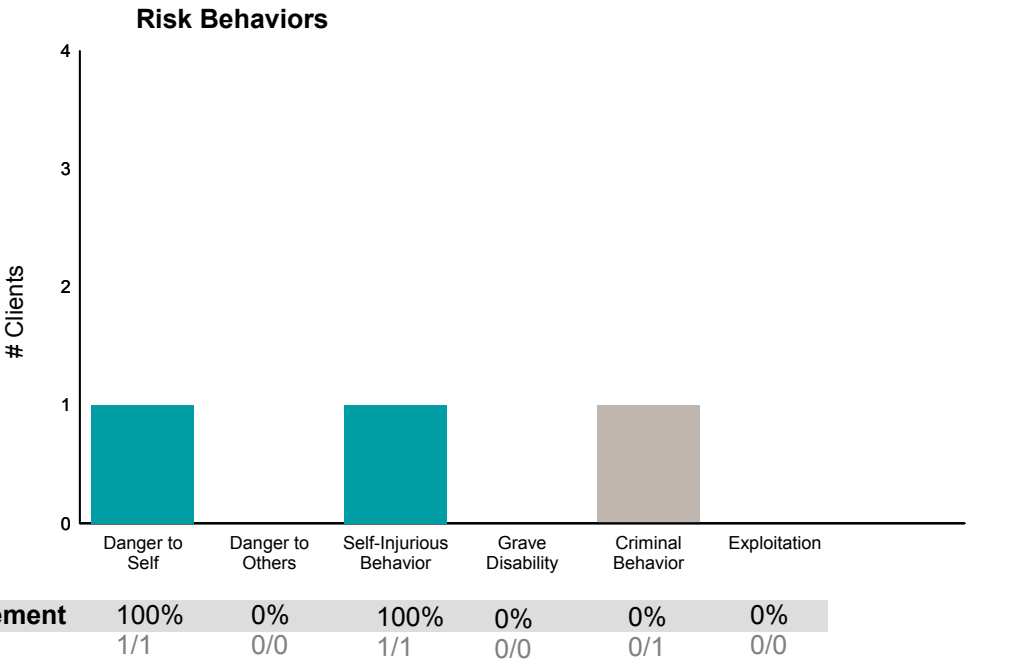
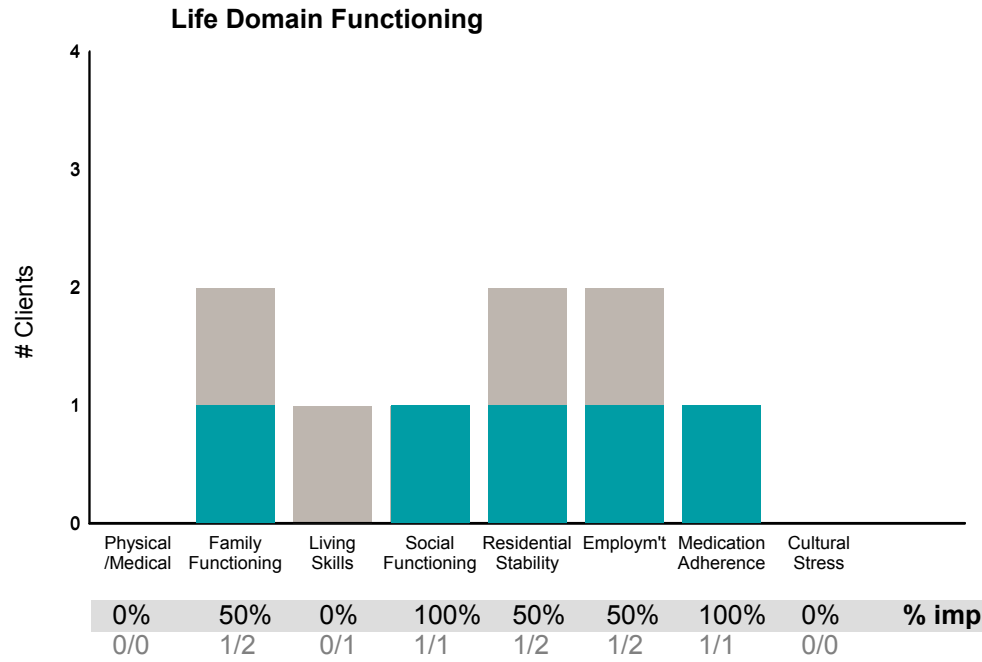
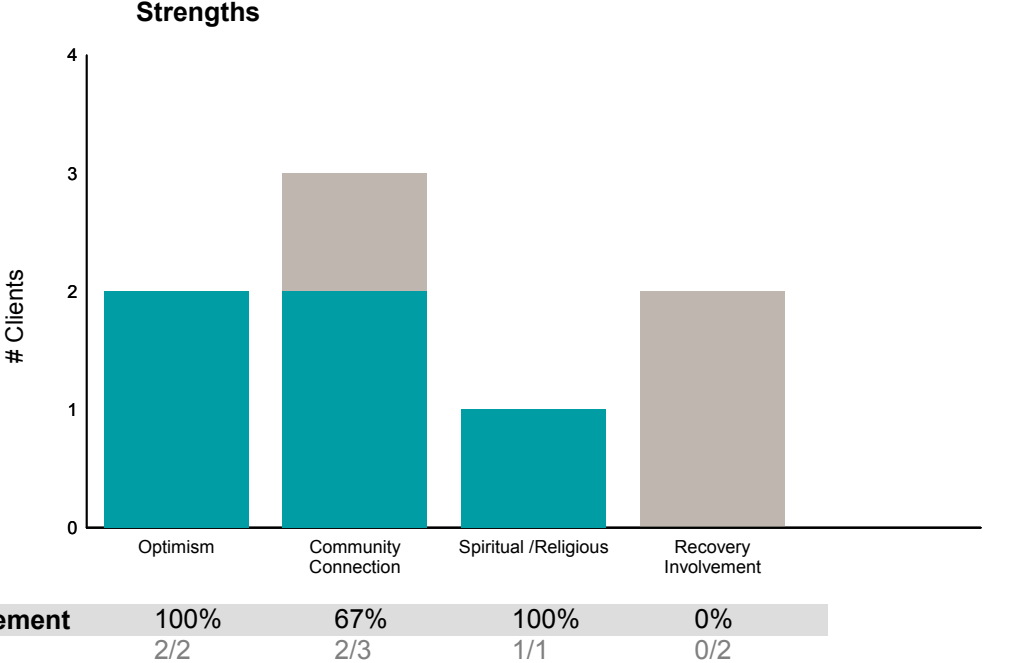
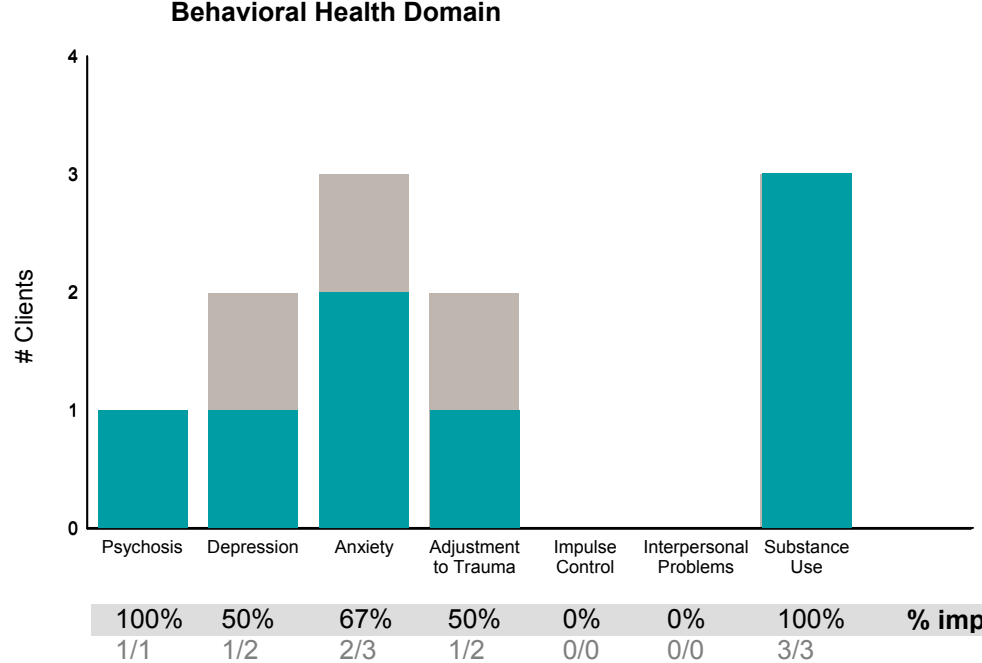
This report reflects data from 7/1/2018 - 6/30/2019



FY18-19 Objective A.2 ANSA Outcomes Item-Level Report
TAY Linkage (38BHLK)

Didn't Improve
 Improved
 This report looks at current ANSAs to see how many clients improved on items rated 2 or 3 from the prior ANSA.

Num of episodes w/ min. 2 ANSAs: **4** Average days between ANSAs: **134.8** % clients improved on min. 30% of actionable items: **100% (= 4/4)**



This report reflects data from 7/1/2018 - 6/30/2019

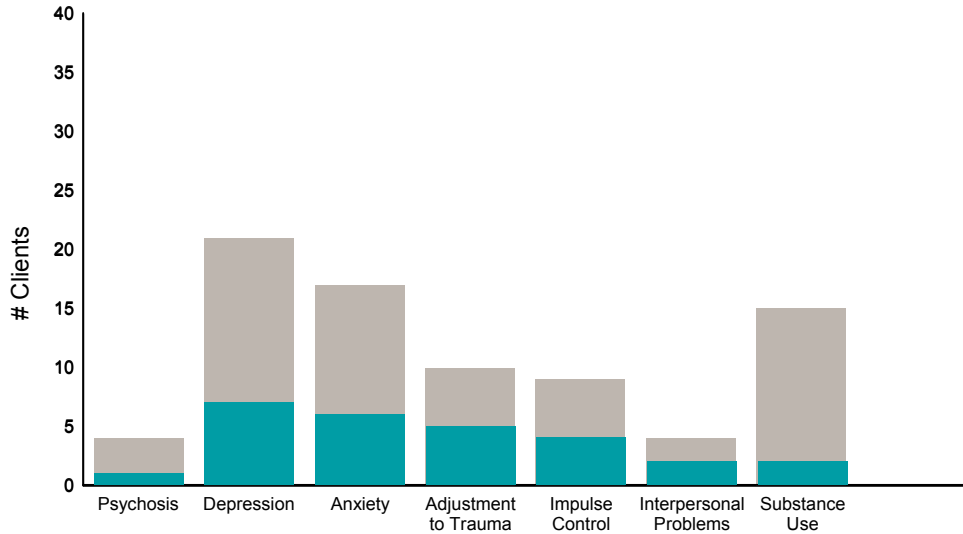


FY18-19 Objective A.2 ANSA Outcomes Item-Level Report
TAY MHSA Outpatient Services (38BHT3)

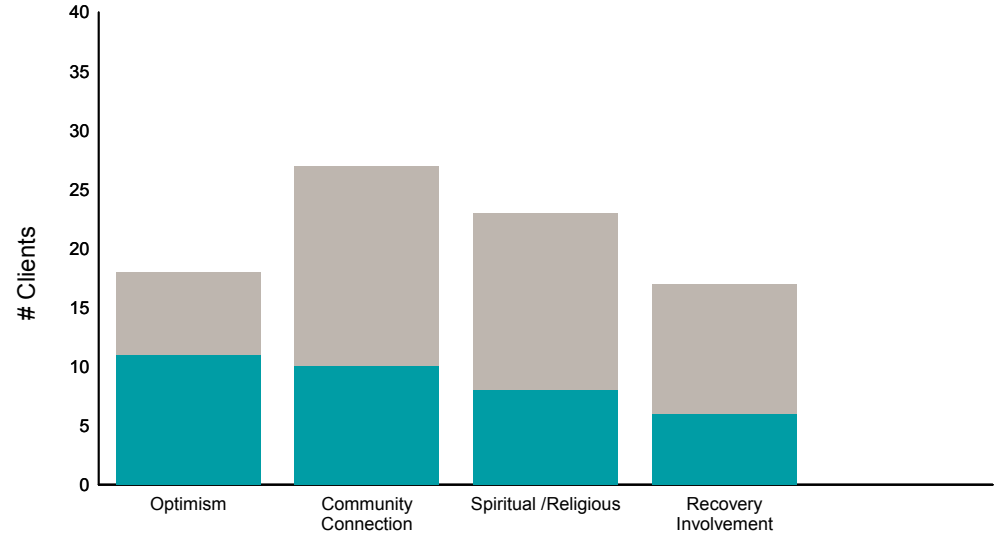
Didn't Improve
 Improved
 This report looks at current ANSAs to see how many clients improved on items rated 2 or 3 from the prior ANSA.

Num of episodes w/ min. 2 ANSAs: 36 Average days between ANSAs: 353.8 % clients improved on min. 30% of actionable items: **58% (= 21/36)**

Behavioral Health Domain

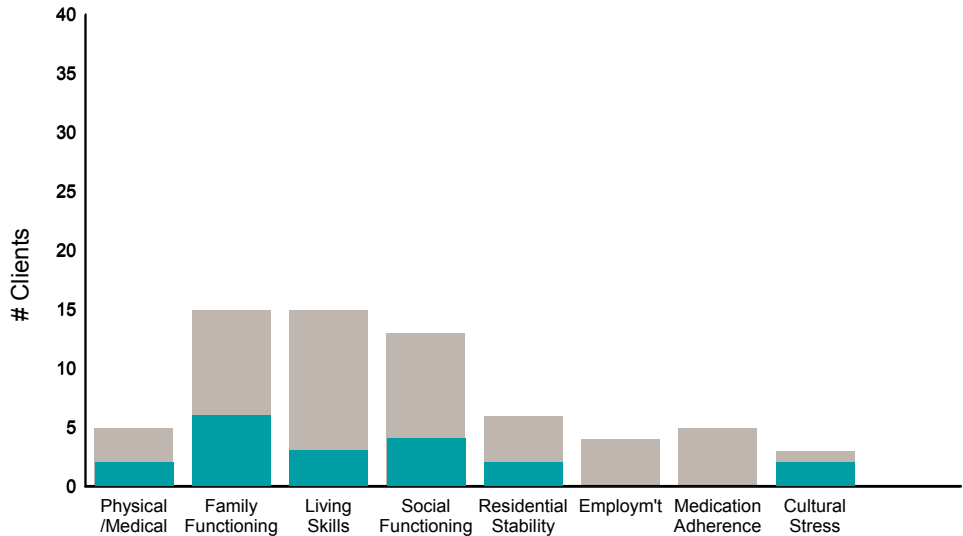


Strengths

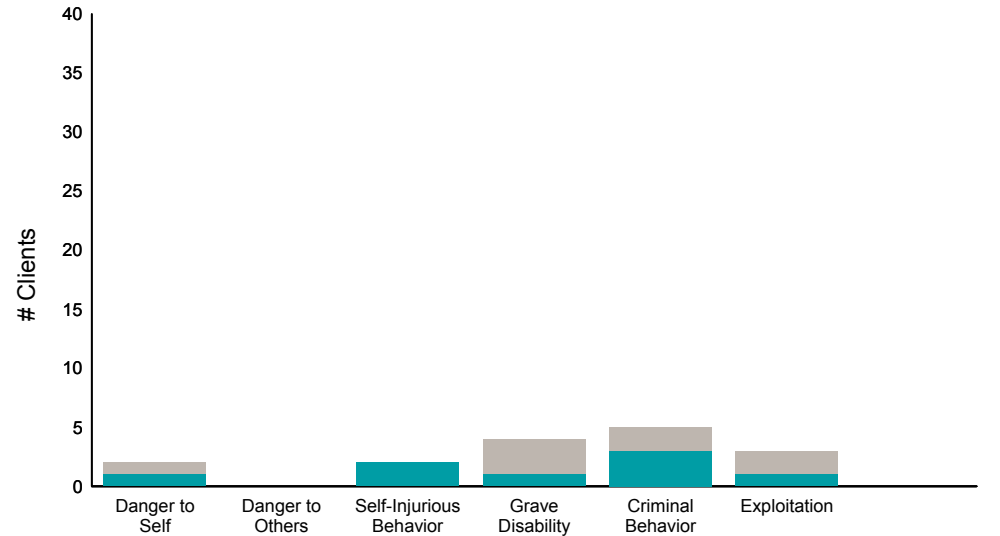


Item	% improvement
Psychosis	25% (1/4)
Depression	33% (7/21)
Anxiety	35% (6/17)
Adjustment to Trauma	50% (5/10)
Impulse Control	44% (4/9)
Interpersonal Problems	50% (2/4)
Substance Use	13% (2/15)
Optimism	61% (11/18)
Community Connection	37% (10/27)
Spiritual /Religious	35% (8/23)
Recovery Involvement	35% (6/17)

Life Domain Functioning



Risk Behaviors



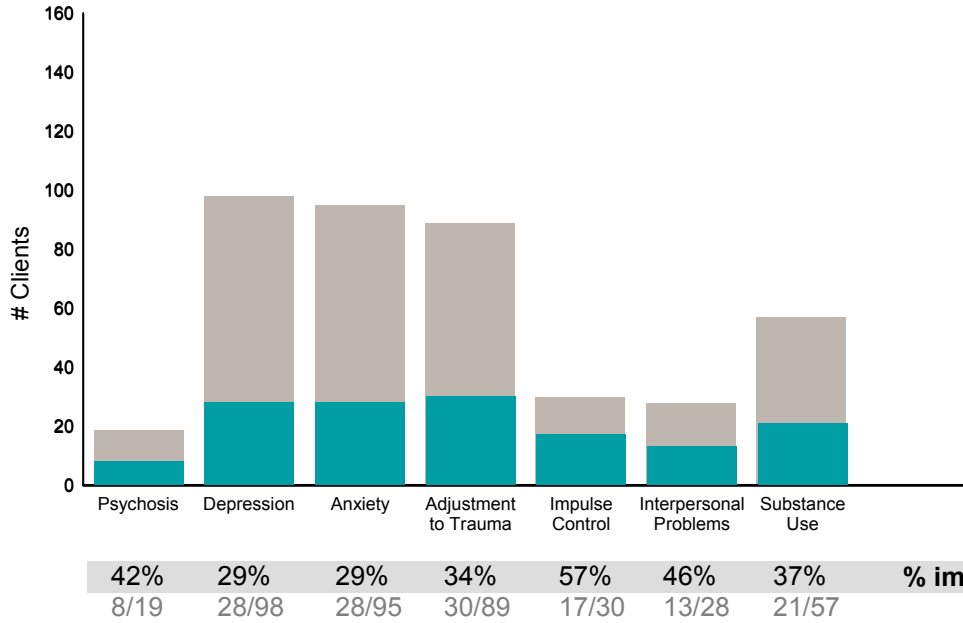
Item	% improvement
Physical /Medical	40% (2/5)
Family Functioning	40% (6/15)
Living Skills	20% (3/15)
Social Functioning	31% (4/13)
Residential Stability	33% (2/6)
Employ'm't	0% (0/4)
Medication Adherence	0% (0/5)
Cultural Stress	67% (2/3)
Danger to Self	50% (1/2)
Danger to Others	0% (0/0)
Self-Injurious Behavior	100% (2/2)
Grave Disability	25% (1/4)
Criminal Behavior	60% (3/5)
Exploitation	33% (1/3)

FY18-19 Objective A.2 ANSA Outcomes Item-Level Report
UCSF Alliance Health Project (38A33)

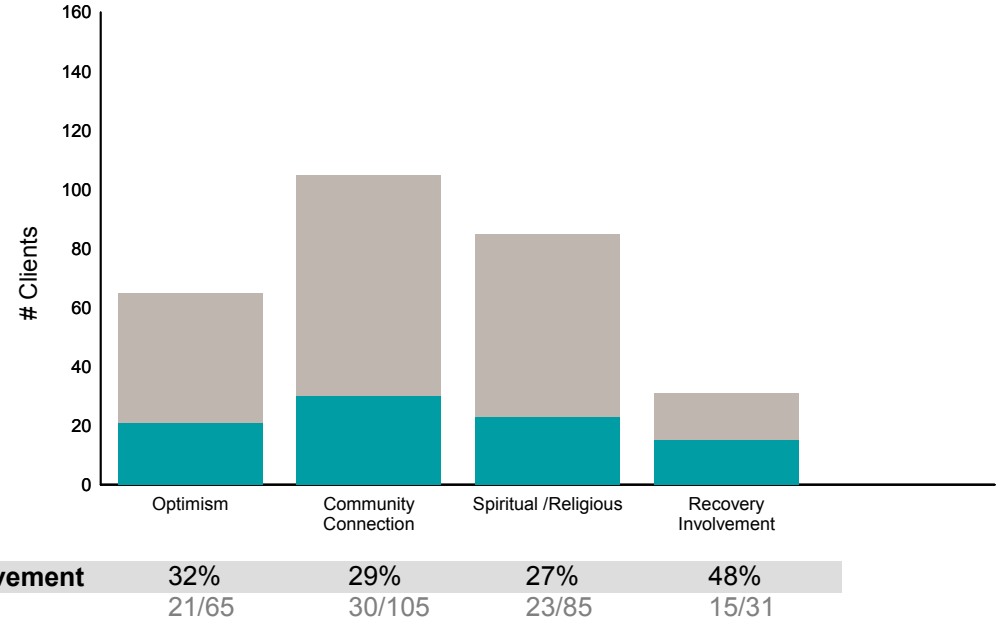
Didn't Improve
 Improved
 This report looks at current ANSAs to see how many clients improved on items rated 2 or 3 from the prior ANSA.

Num of episodes w/ min. 2 ANSAs: 144 Average days between ANSAs: 329.5 % clients improved on min. 30% of actionable items: **54% (= 77/142)**

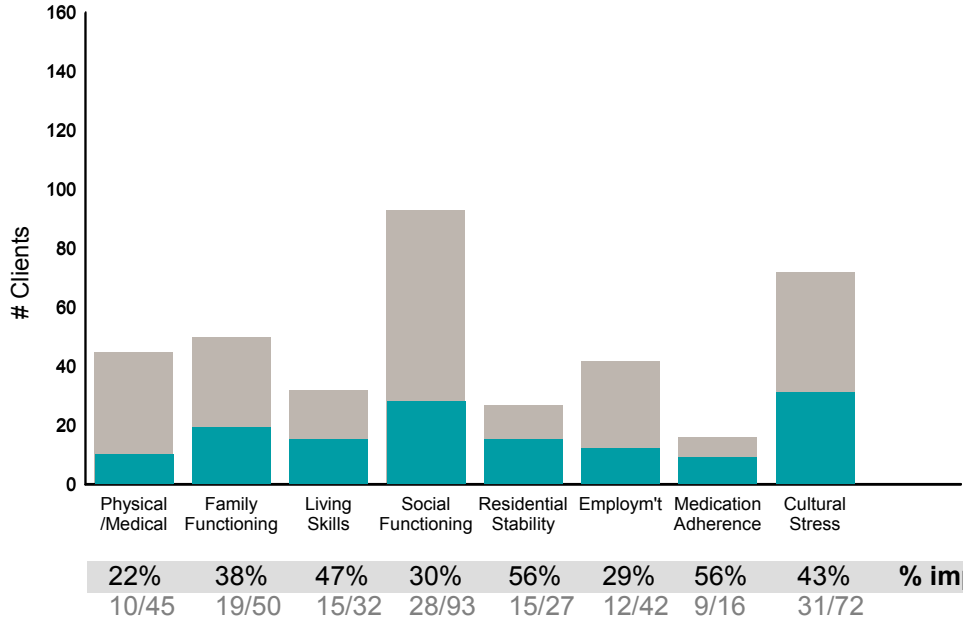
Behavioral Health Domain



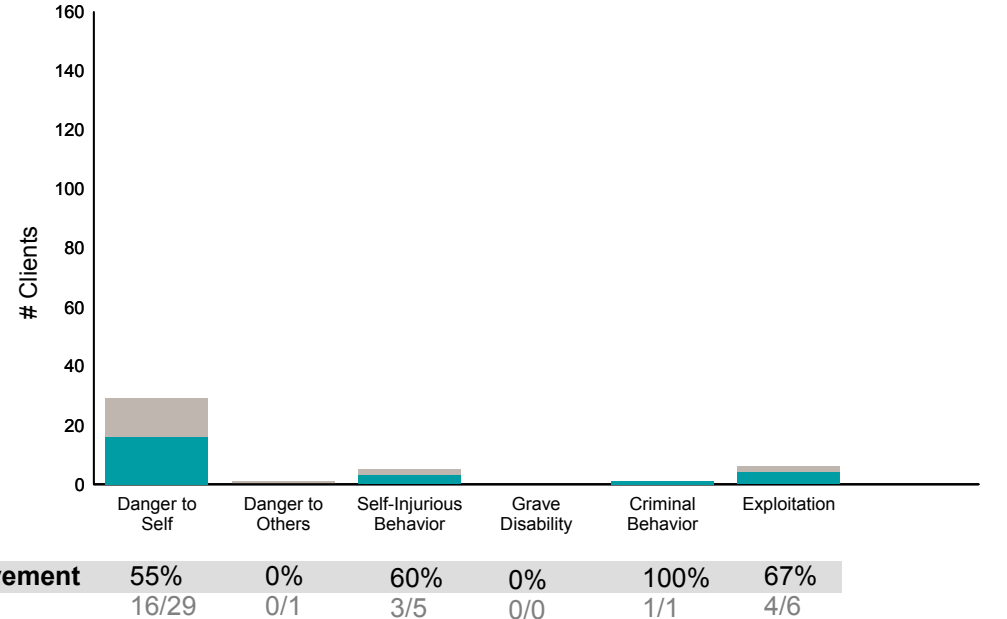
Strengths



Life Domain Functioning



Risk Behaviors



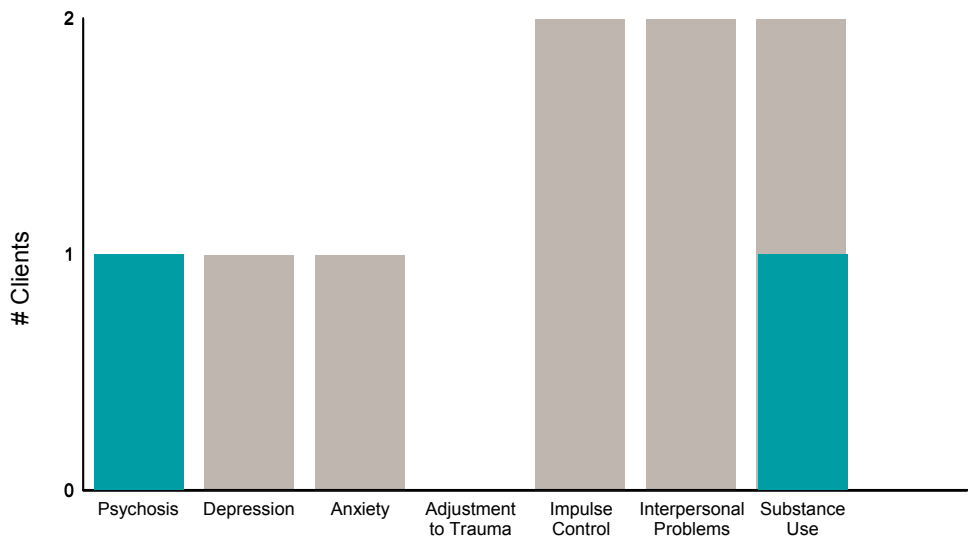
This report reflects data from 7/1/2018 - 6/30/2019

FY18-19 Objective A.2 ANSA Outcomes Item-Level Report
VIP CJC Interpersonal Violence (88107)

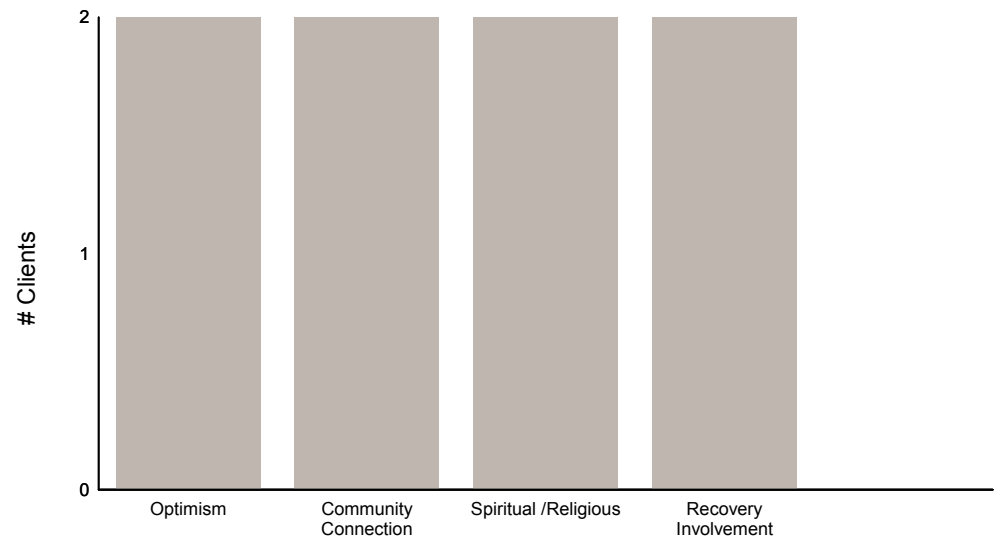
Didn't Improve
 Improved
 This report looks at current ANSAs to see how many clients improved on items rated 2 or 3 from the prior ANSA.

Num of episodes w/ min. 2 ANSAs: **2** Average days between ANSAs: **308.0** % clients improved on min. 30% of actionable items: **0%**

Behavioral Health Domain

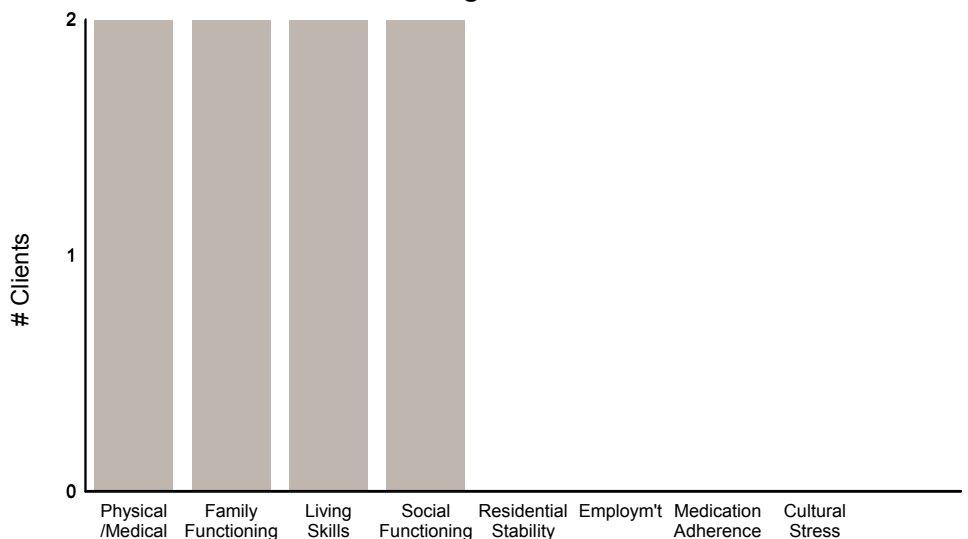


Strengths



Item	% improvement
Psychosis	100% (1/1)
Depression	0% (0/1)
Anxiety	0% (0/1)
Adjustment to Trauma	0% (0/0)
Impulse Control	0% (0/2)
Interpersonal Problems	0% (0/2)
Substance Use	50% (1/2)
Optimism	0% (0/2)
Community Connection	0% (0/2)
Spiritual /Religious	0% (0/2)
Recovery Involvement	0% (0/2)

Life Domain Functioning



Risk Behaviors



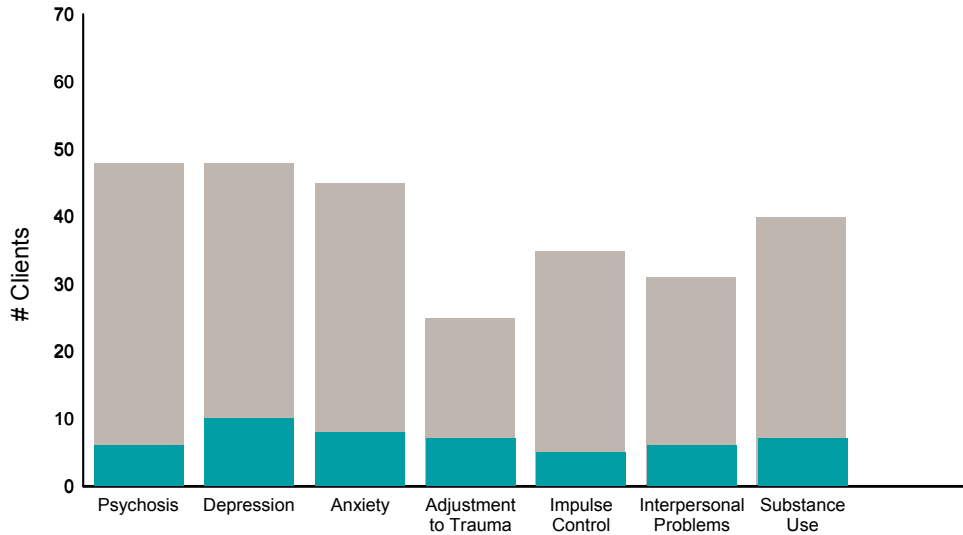
Item	% improvement
Physical /Medical	0% (0/2)
Family Functioning	0% (0/2)
Living Skills	0% (0/2)
Social Functioning	0% (0/2)
Residential Stability	0% (0/0)
Employm't	0% (0/0)
Medication Adherence	0% (0/0)
Cultural Stress	0% (0/0)
Danger to Self	0% (0/0)
Danger to Others	0% (0/0)
Self-Injurious Behavior	0% (0/0)
Grave Disability	0% (0/0)
Criminal Behavior	0% (0/0)
Exploitation	0% (0/0)

FY18-19 Objective A.2 ANSA Outcomes Item-Level Report
Westside Community MH SPR (8976SP)

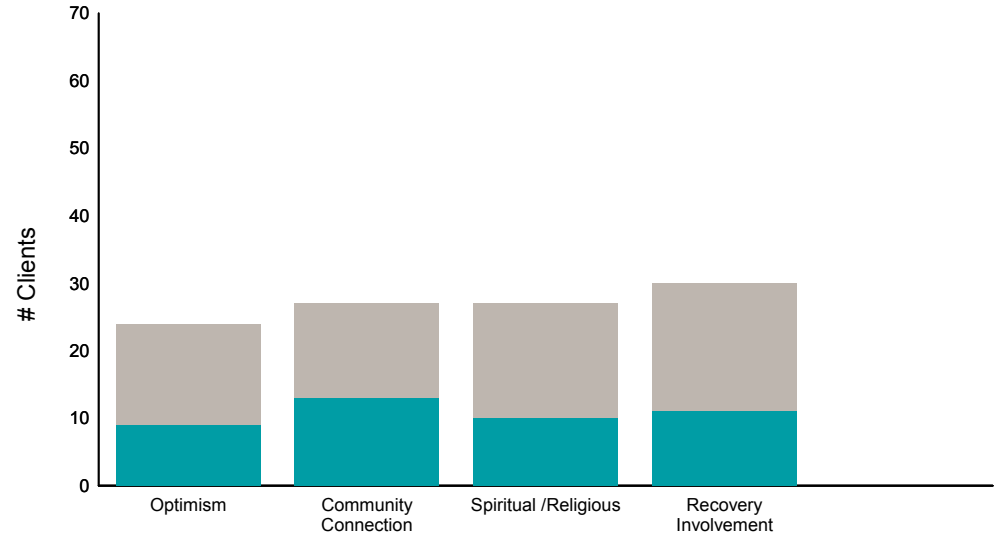
Didn't Improve
 Improved
 This report looks at current ANSAs to see how many clients improved on items rated 2 or 3 from the prior ANSA.

Num of episodes w/ min. 2 ANSAs: **61** Average days between ANSAs: **372.3** % clients improved on min. 30% of actionable items: **60% (= 26/43)**

Behavioral Health Domain

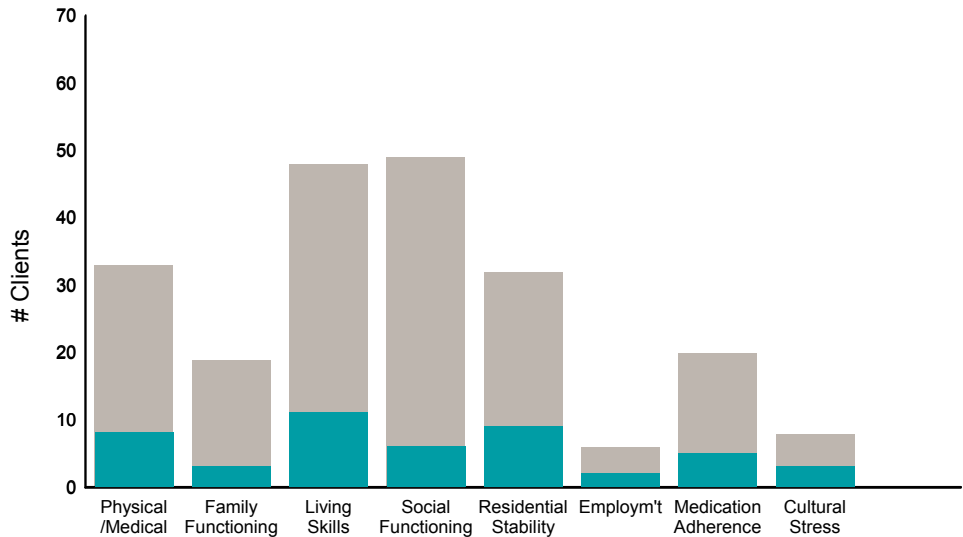


Strengths

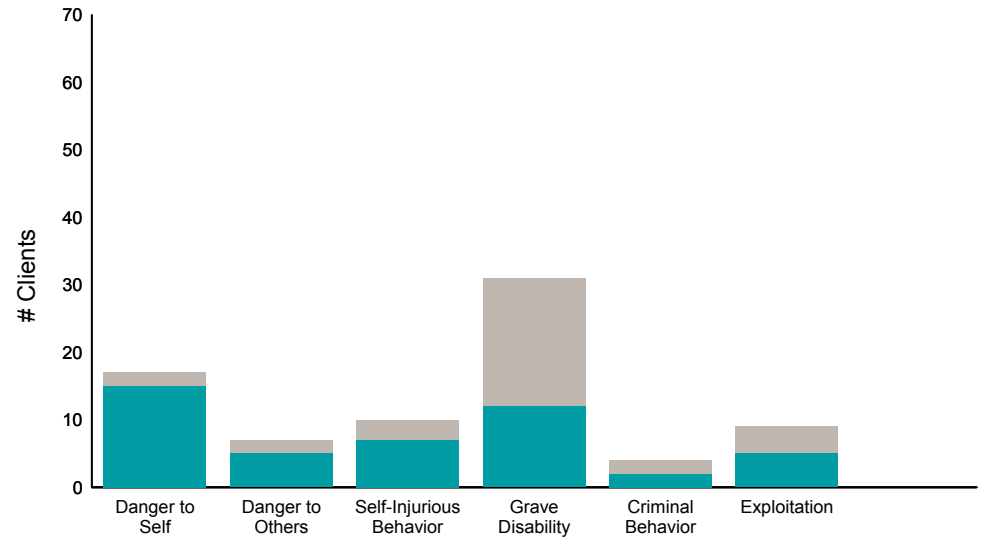


Item	% improvement	Item	% improvement
Psychosis	13% (6/48)	Optimism	38% (9/24)
Depression	21% (10/48)	Community Connection	48% (13/27)
Anxiety	18% (8/45)	Spiritual /Religious	37% (10/27)
Adjustment to Trauma	28% (7/25)	Recovery Involvement	37% (11/30)
Impulse Control	14% (5/35)		
Interpersonal Problems	19% (6/31)		
Substance Use	18% (7/40)		

Life Domain Functioning



Risk Behaviors



Item	% improvement	Item	% improvement
Physical /Medical	24% (8/33)	Danger to Self	88% (15/17)
Family Functioning	16% (3/19)	Danger to Others	71% (5/7)
Living Skills	23% (11/48)	Self-Injurious Behavior	70% (7/10)
Social Functioning	12% (6/49)	Grave Disability	39% (12/31)
Residential Stability	28% (9/32)	Criminal Behavior	50% (2/4)
Employ'm't	33% (2/6)	Exploitation	56% (5/9)
Medication Adherence	25% (5/20)		
Cultural Stress	38% (3/8)		

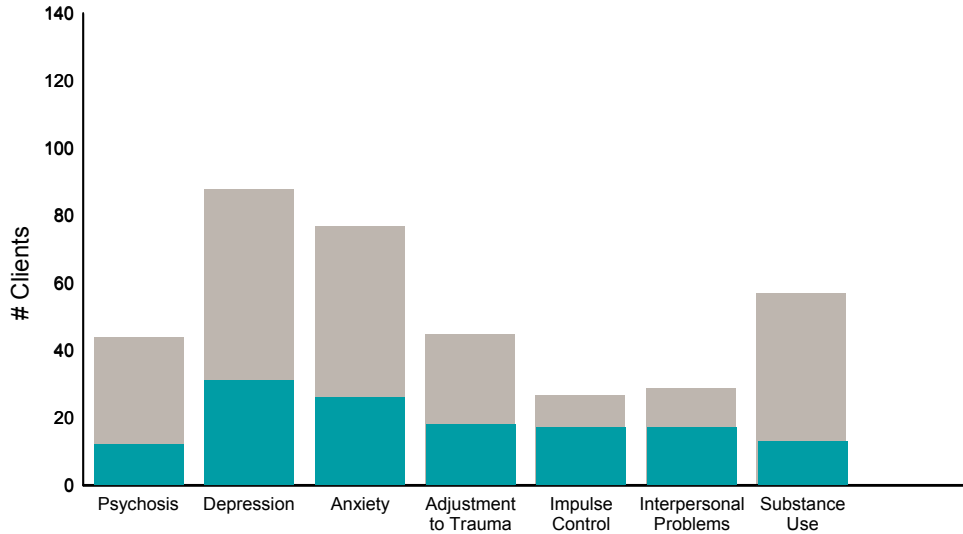
This report reflects data from 7/1/2018 - 6/30/2019

FY18-19 Objective A.2 ANSA Outcomes Item-Level Report
Westside Community Outpat Clinic (89763)

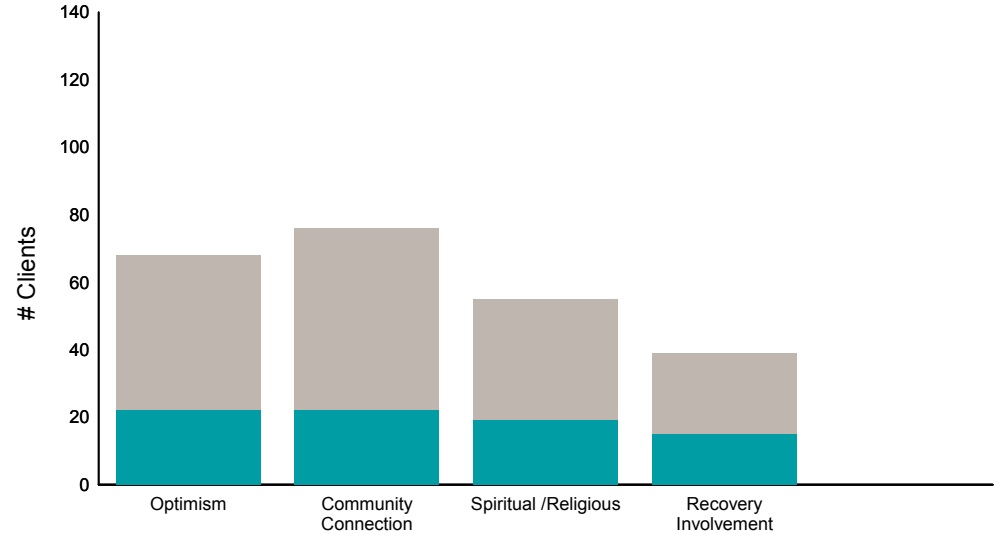
Didn't Improve
 Improved
 This report looks at current ANSAs to see how many clients improved on items rated 2 or 3 from the prior ANSA.

Num of episodes w/ min. 2 ANSAs: 138 Average days between ANSAs: 344.6 % clients improved on min. 30% of actionable items: **60% (= 81/134)**

Behavioral Health Domain

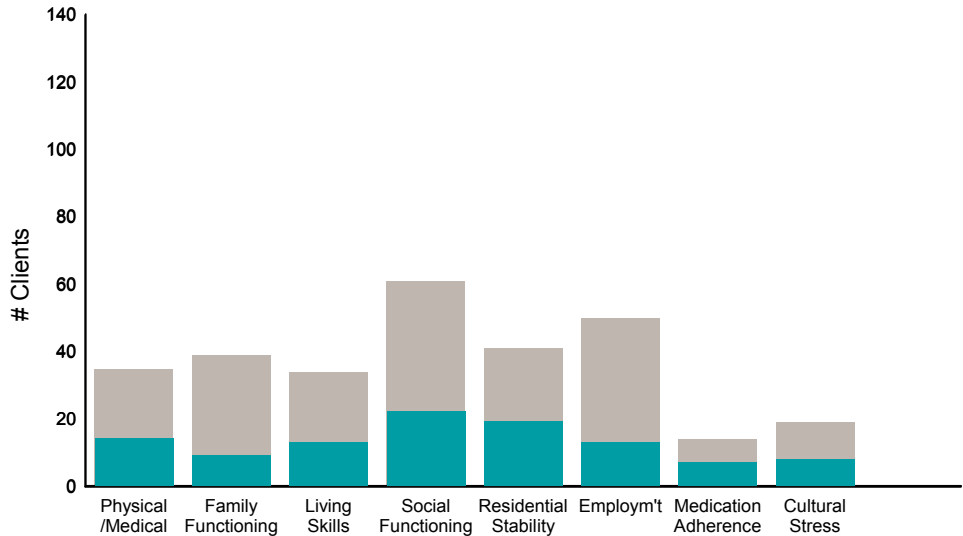


Strengths

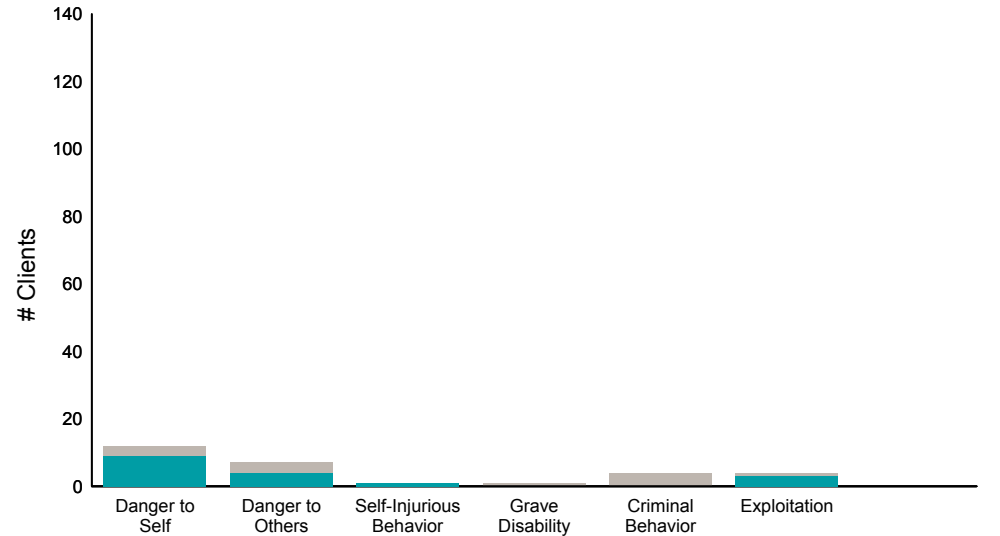


Item	% improvement	Item	% improvement
Psychosis	27%	Optimism	32%
Depression	35%	Community Connection	29%
Anxiety	34%	Spiritual /Religious	35%
Adjustment to Trauma	40%	Recovery Involvement	38%
Impulse Control	63%		
Interpersonal Problems	59%		
Substance Use	23%		

Life Domain Functioning



Risk Behaviors



Item	% improvement	Item	% improvement
Physical /Medical	40%	Danger to Self	75%
Family Functioning	23%	Danger to Others	57%
Living Skills	38%	Self-Injurious Behavior	100%
Social Functioning	36%	Grave Disability	0%
Residential Stability	46%	Criminal Behavior	0%
Employ'm't	26%	Exploitation	75%
Medication Adherence	50%		
Cultural Stress	42%		

This report reflects data from 7/1/2018 - 6/30/2019