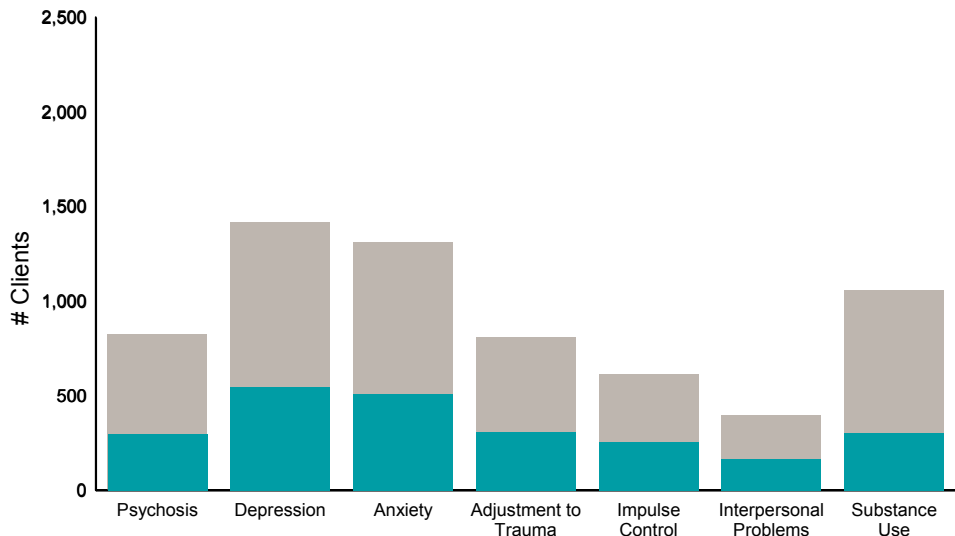


**System Summary: 7/1/2018 - 9/30/2018**

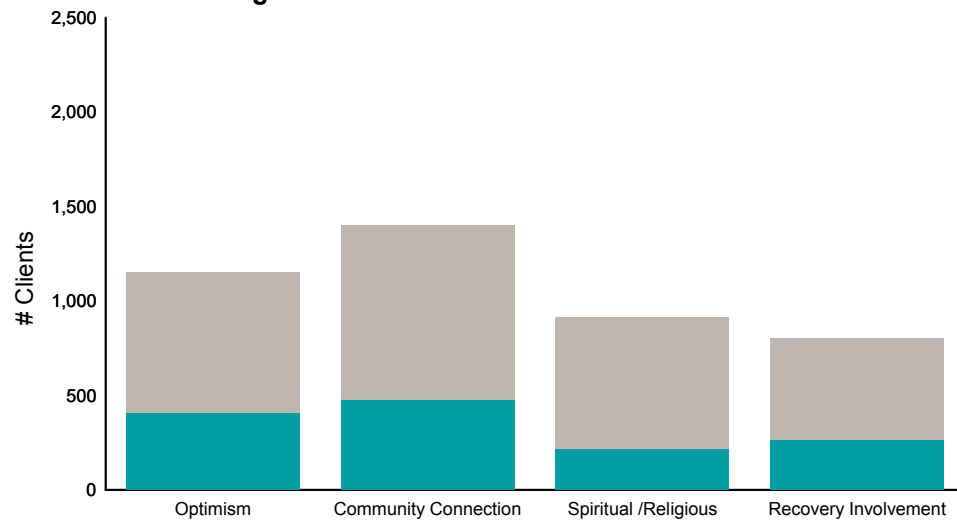
Didn't Improve
  Improved
 This report looks at current ANSAs to see how many clients improved on items rated 2 or 3 from the prior ANSA.

Num of episodes w/ min. 2 ANSAs: 2,425      Average days between ANSAs: 301.6      % clients improved on min. 30% of actionable items: **56% (= 1,285 / 2,291)**

**Behavioral Health Domain**

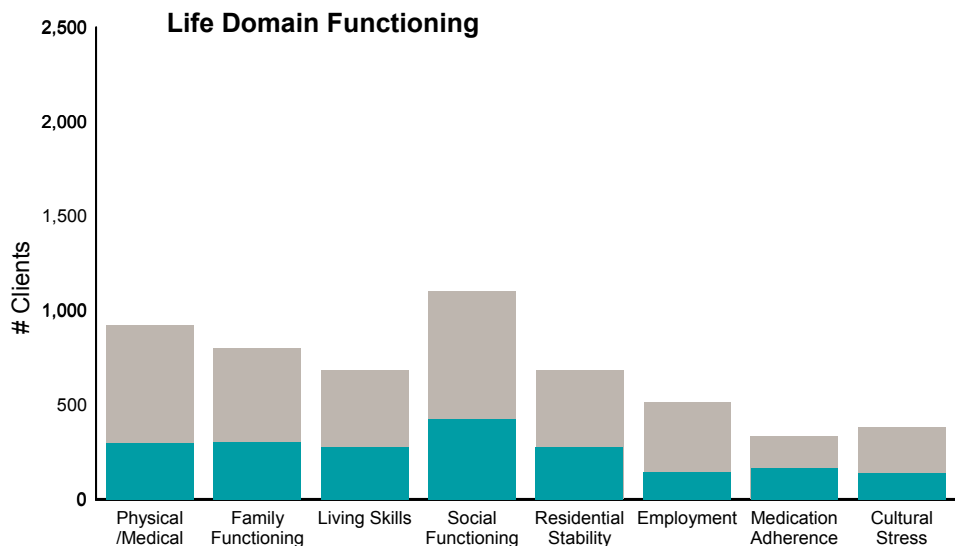


**Strengths**

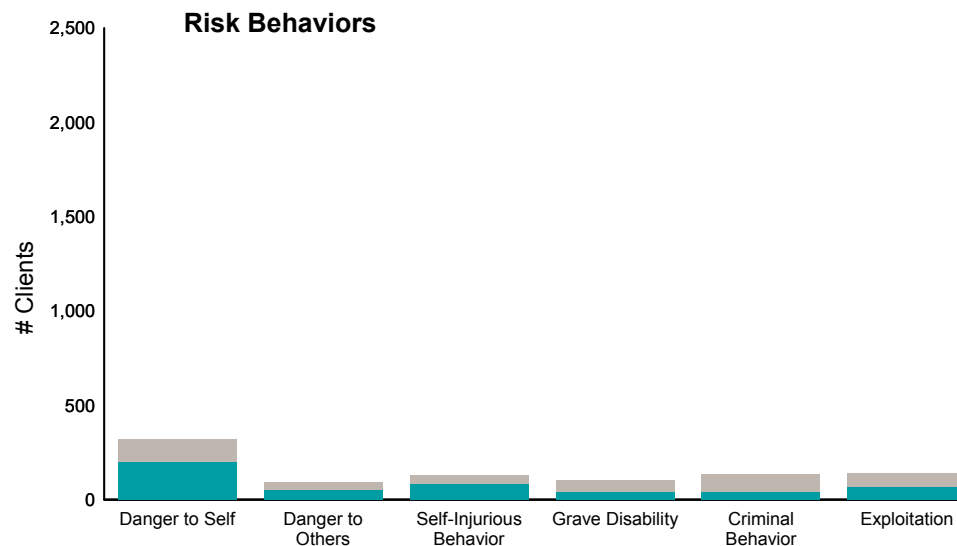


	36%	39%	39%	38%	42%	43%	29%	% improvement	35%	34%	23%	33%
	<u>297</u>	<u>549</u>	<u>509</u>	<u>310</u>	<u>258</u>	<u>169</u>	<u>303</u>	<b>improved #</b>	<u>403</u>	<u>475</u>	<u>215</u>	<u>262</u>
	825	1,412	1,307	806	609	395	1,057	<b>total #</b>	1,153	1,403	915	802

**Life Domain Functioning**



**Risk Behaviors**



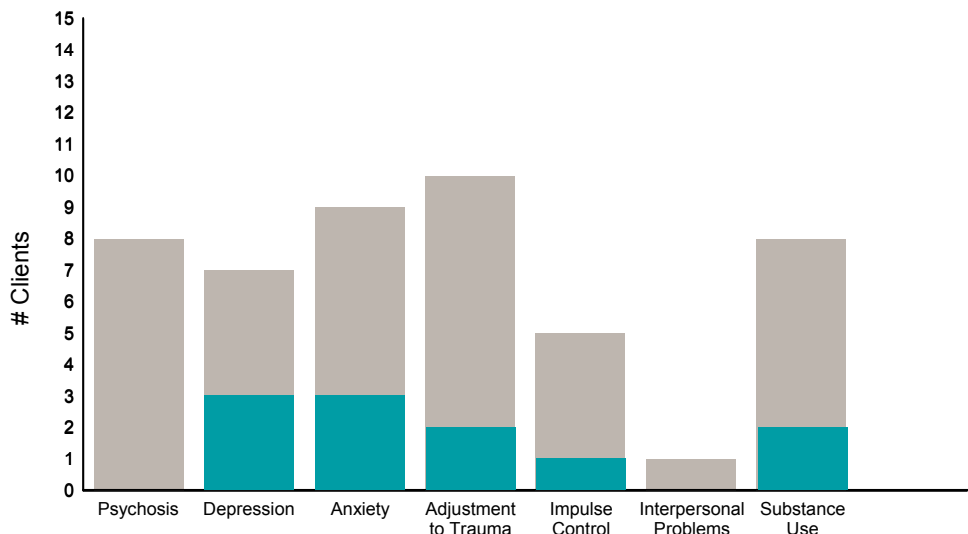
	33%	38%	41%	39%	41%	28%	51%	37%	% improvement	61%	57%	63%	42%	32%	50%
	<u>299</u>	<u>303</u>	<u>277</u>	<u>426</u>	<u>280</u>	<u>146</u>	<u>168</u>	<u>141</u>	<b>improved #</b>	<u>197</u>	<u>53</u>	<u>83</u>	<u>43</u>	<u>42</u>	<u>69</u>
	918	796	680	1,100	680	513	329	380	<b>total #</b>	323	93	131	102	133	139

**FY18-19 Q1 Objective A.2 ANSA Outcomes Item-Level Report**  
**A Woman's Place (38BKOP)**

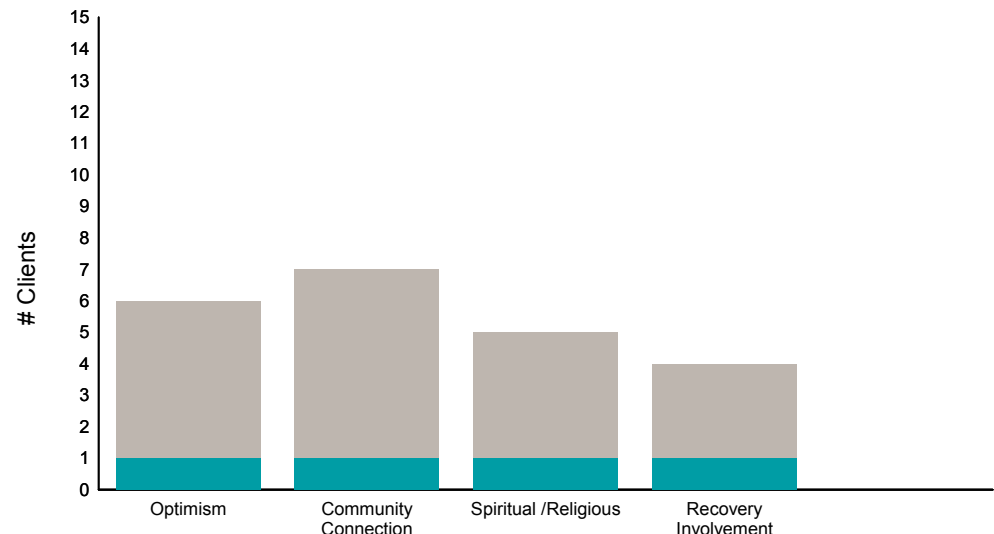
Didn't Improve
  Improved
 This report looks at current ANSAs to see how many clients improved on items rated 2 or 3 from the prior ANSA.

Num of episodes w/ min. 2 ANSAs: 15      Average days between ANSAs: 204.4      % clients improved on min. 30% of actionable items: **47% (= 7/15)**

**Behavioral Health Domain**

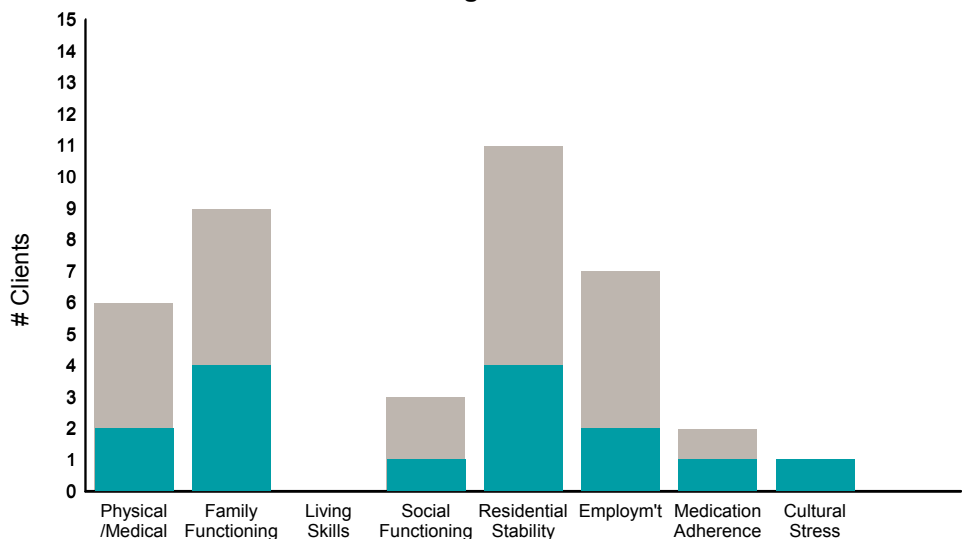


**Strengths**

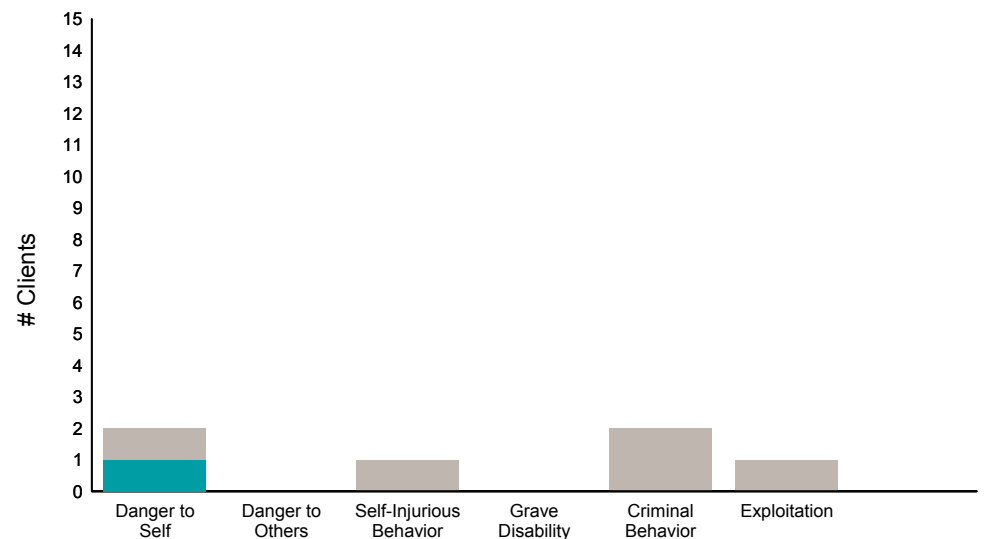


Item	% improvement
Psychosis	0% (0/8)
Depression	43% (3/7)
Anxiety	33% (3/9)
Adjustment to Trauma	20% (2/10)
Impulse Control	20% (1/5)
Interpersonal Problems	0% (0/1)
Substance Use	25% (2/8)
Optimism	17% (1/6)
Community Connection	14% (1/7)
Spiritual /Religious	20% (1/5)
Recovery Involvement	25% (1/4)

**Life Domain Functioning**



**Risk Behaviors**



Item	% improvement
Physical /Medical	33% (2/6)
Family Functioning	44% (4/9)
Living Skills	0% (0/0)
Social Functioning	33% (1/3)
Residential Stability	36% (4/11)
Employ'm't	29% (2/7)
Medication Adherence	50% (1/2)
Cultural Stress	100% (1/1)
Danger to Self	50% (1/2)
Danger to Others	0% (0/0)
Self-Injurious Behavior	0% (0/1)
Grave Disability	0% (0/0)
Criminal Behavior	0% (0/2)
Exploitation	0% (0/1)

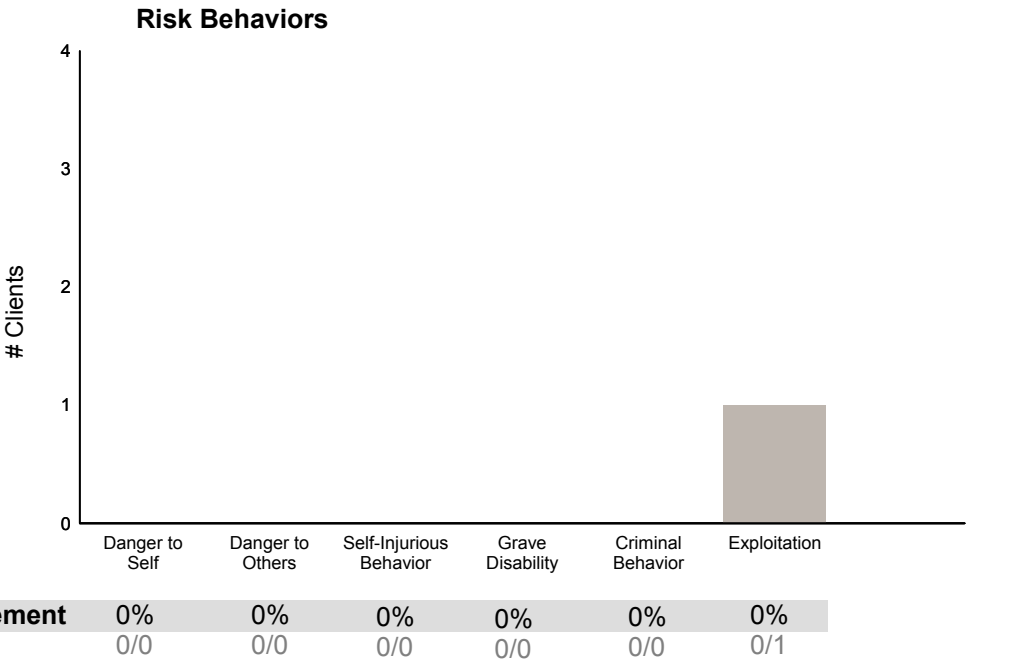
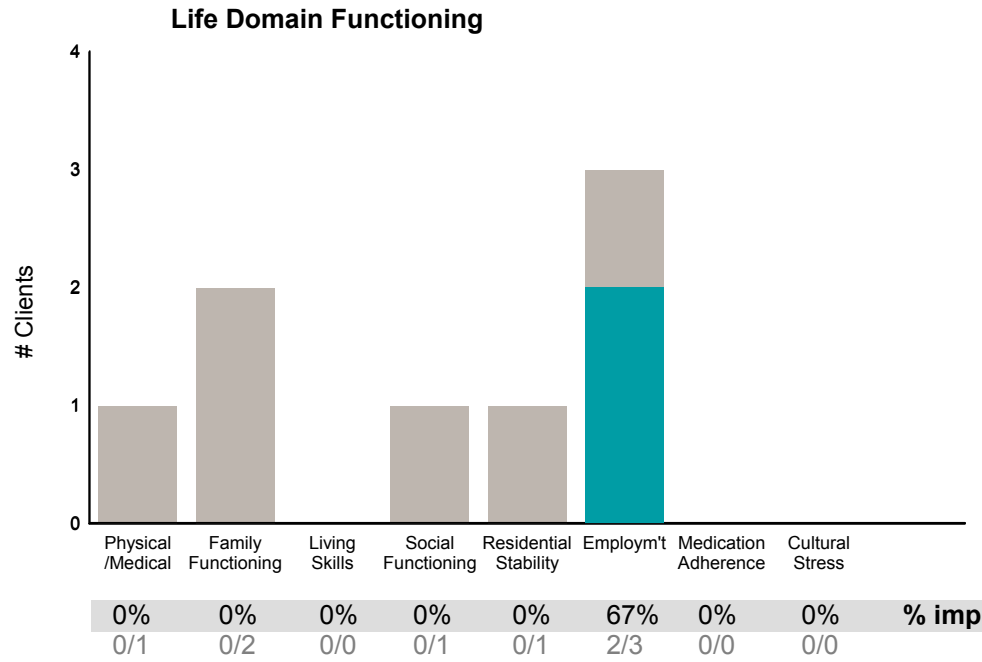
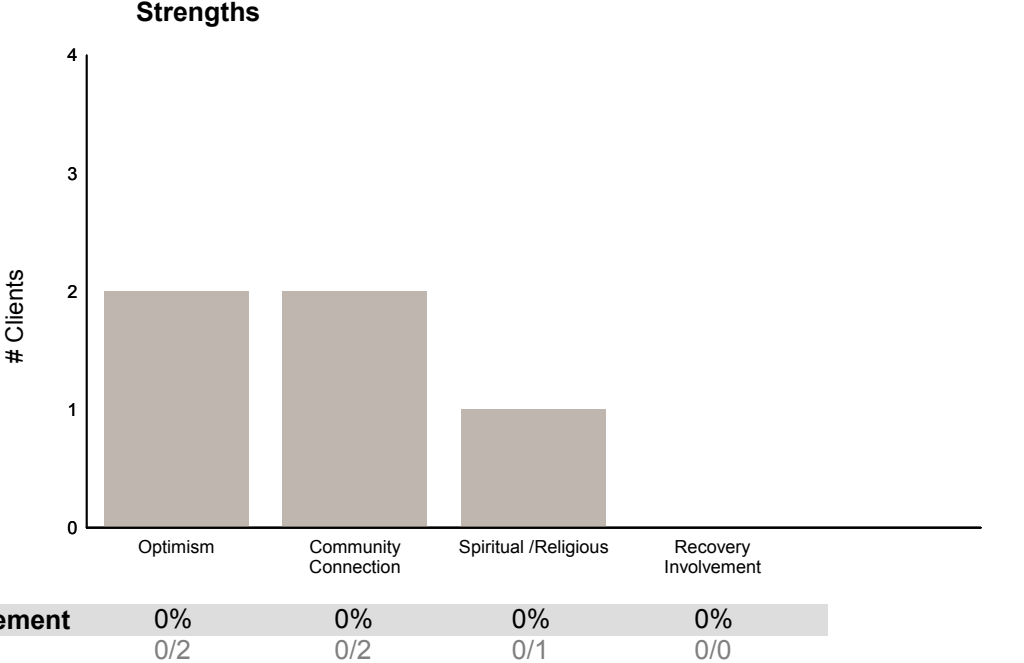
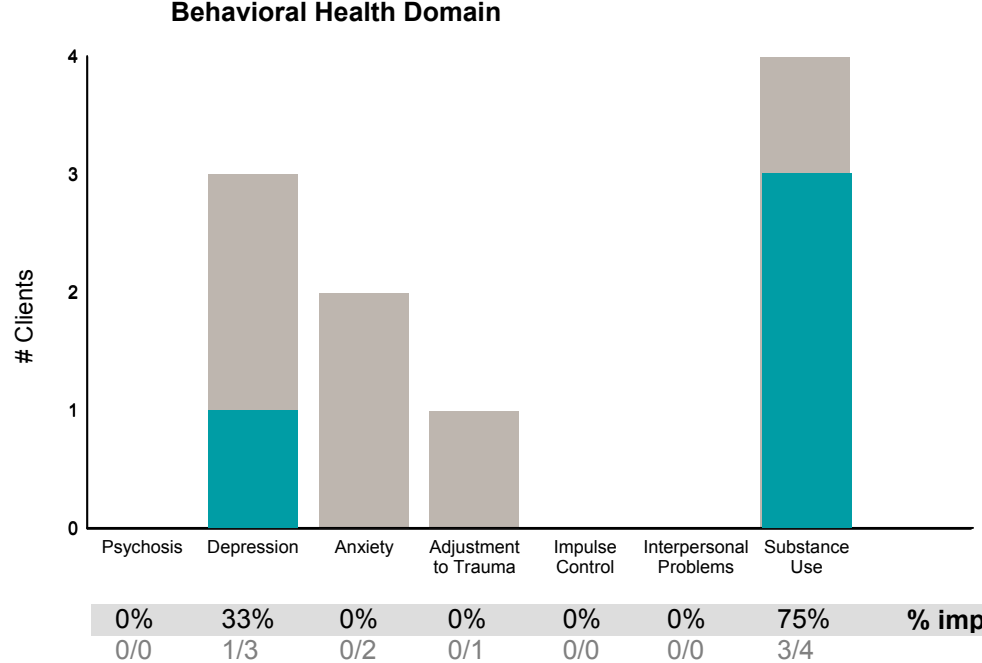
This report reflects data from 7/1/2018 - 9/30/2018



**FY18-19 Q1 Objective A.2 ANSA Outcomes Item-Level Report**  
**AARS Project Adapt (38JBOP)**

Didn't Improve
  Improved
 This report looks at current ANSAs to see how many clients improved on items rated 2 or 3 from the prior ANSA.

Num of episodes w/ min. 2 ANSAs: **4**      Average days between ANSAs: **187.8**      % clients improved on min. 30% of actionable items: **50% (= 2/4)**



This report reflects data from 7/1/2018 - 9/30/2018

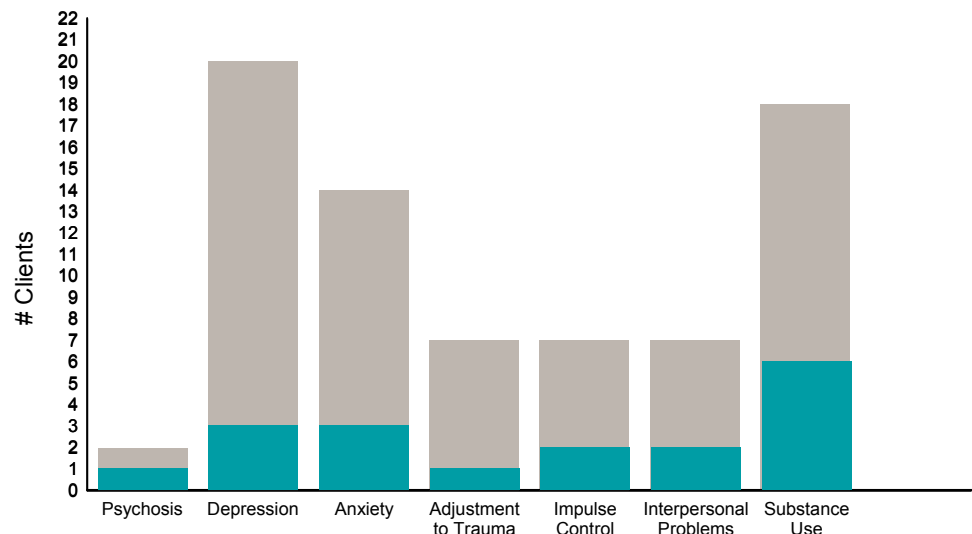


**FY18-19 Q1 Objective A.2 ANSA Outcomes Item-Level Report**  
**BAART Community Healthcare Sup (38J8OP)**

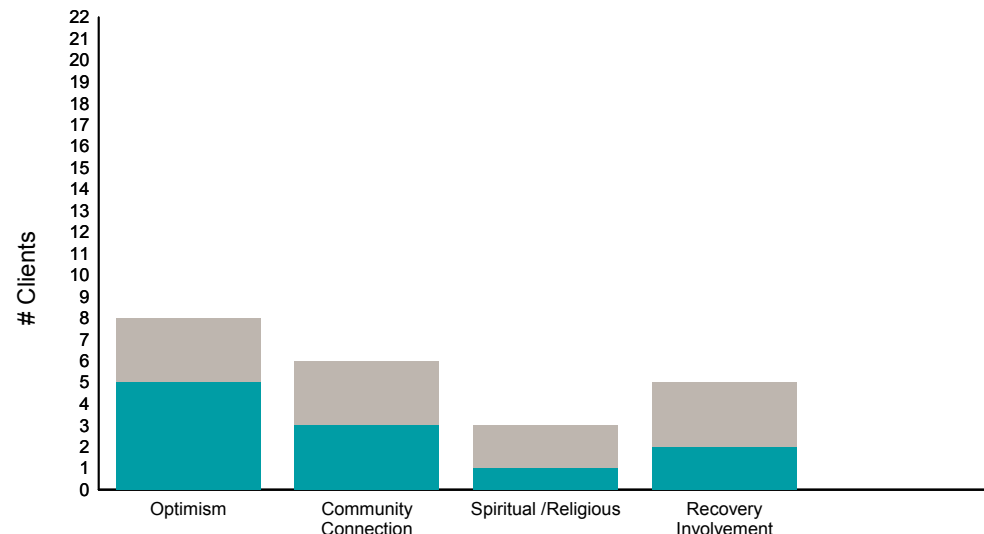
Didn't Improve
  Improved
 This report looks at current ANSAs to see how many clients improved on items rated 2 or 3 from the prior ANSA.

Num of episodes w/ min. 2 ANSAs: 22      Average days between ANSAs: 175.4      % clients improved on min. 30% of actionable items: **58% (= 11/19)**

**Behavioral Health Domain**

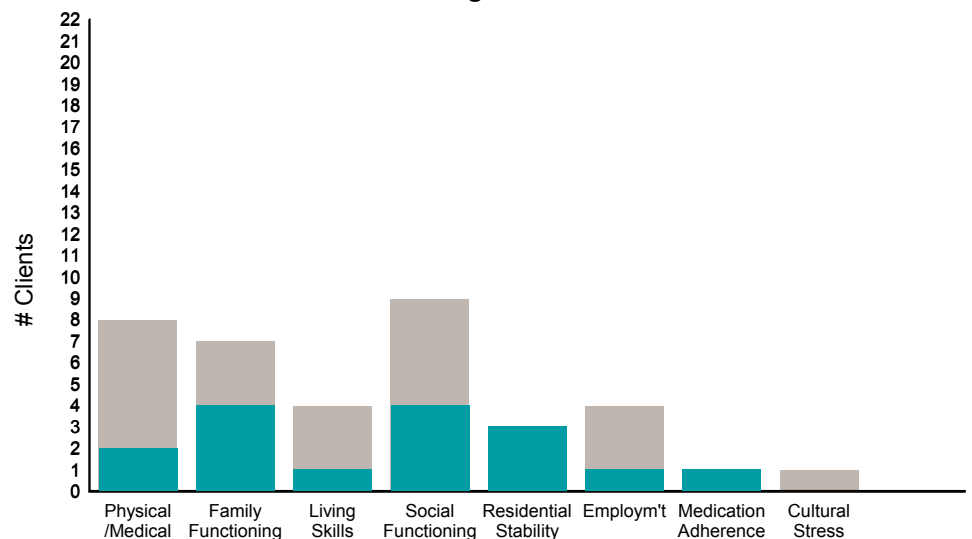


**Strengths**

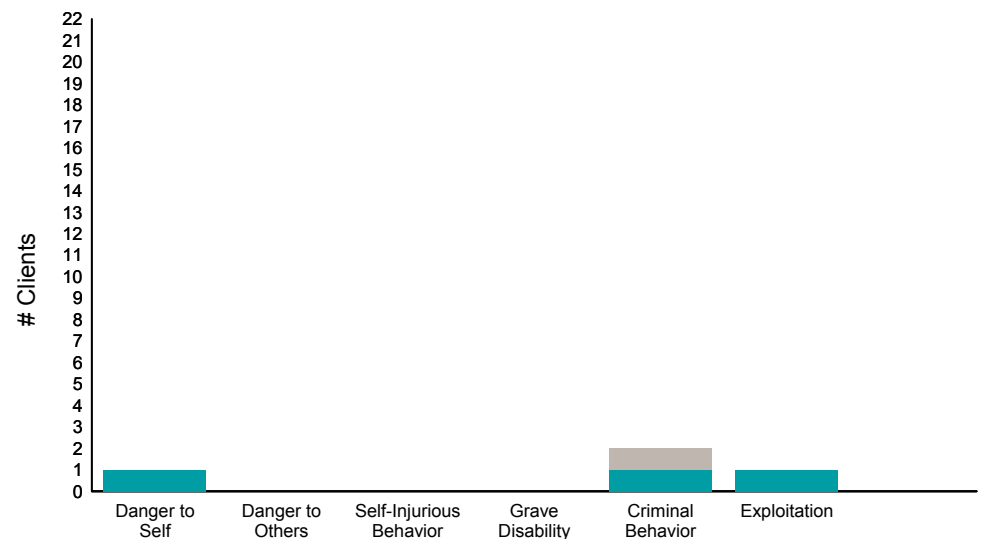


Item	% improvement
Psychosis	50% (1/2)
Depression	15% (3/20)
Anxiety	21% (3/14)
Adjustment to Trauma	14% (1/7)
Impulse Control	29% (2/7)
Interpersonal Problems	29% (2/7)
Substance Use	33% (6/18)
Optimism	63% (5/8)
Community Connection	50% (3/6)
Spiritual /Religious	33% (1/3)
Recovery Involvement	40% (2/5)

**Life Domain Functioning**



**Risk Behaviors**



Item	% improvement
Physical /Medical	25% (2/8)
Family Functioning	57% (4/7)
Living Skills	25% (1/4)
Social Functioning	44% (4/9)
Residential Stability	100% (3/3)
Employ'm't	25% (1/4)
Medication Adherence	100% (1/1)
Cultural Stress	0% (0/1)
Danger to Self	100% (1/1)
Danger to Others	0% (0/0)
Self-Injurious Behavior	0% (0/0)
Grave Disability	0% (0/0)
Criminal Behavior	50% (1/2)
Exploitation	100% (1/1)

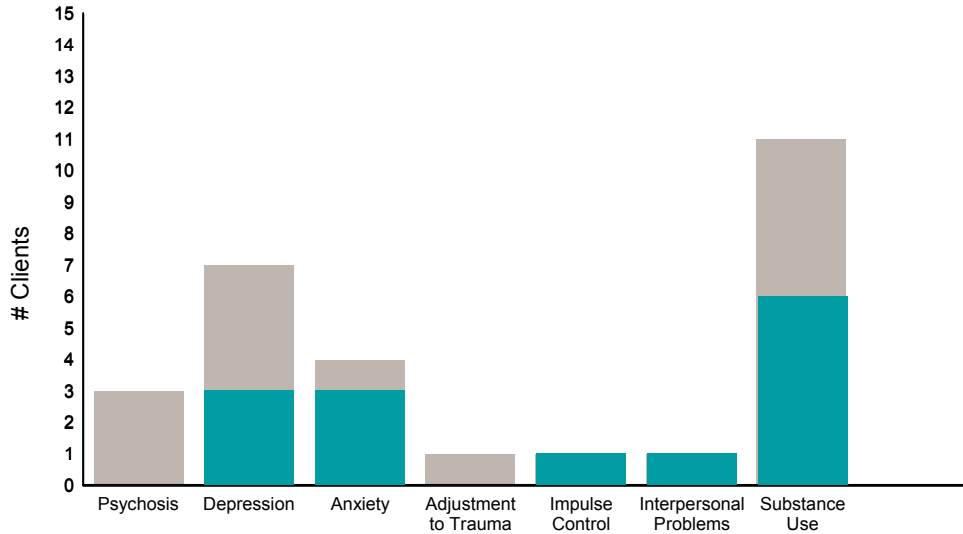
This report reflects data from 7/1/2018 - 9/30/2018

**FY18-19 Q1 Objective A.2 ANSA Outcomes Item-Level Report**  
**Baker Adult Independent LivingOP (8908OP)**

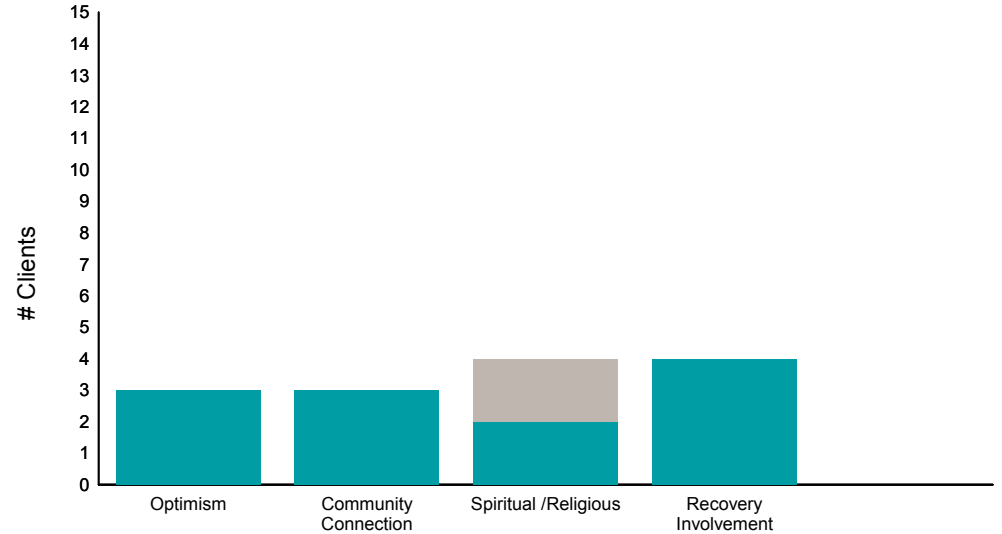
Didn't Improve
  Improved
 This report looks at current ANSAs to see how many clients improved on items rated 2 or 3 from the prior ANSA.

Num of episodes w/ min. 2 ANSAs: 15      Average days between ANSAs: 261.7      % clients improved on min. 30% of actionable items: **79% (= 11/14)**

**Behavioral Health Domain**

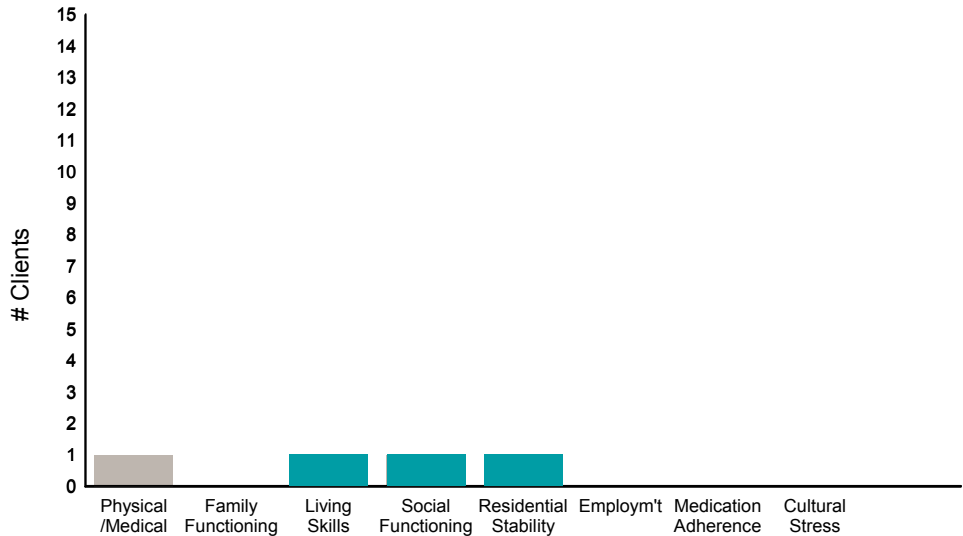


**Strengths**



Item	% improvement
Psychosis	0% (0/3)
Depression	43% (3/7)
Anxiety	75% (3/4)
Adjustment to Trauma	0% (0/1)
Impulse Control	100% (1/1)
Interpersonal Problems	100% (1/1)
Substance Use	55% (6/11)
Optimism	100% (3/3)
Community Connection	100% (3/3)
Spiritual /Religious	50% (2/4)
Recovery Involvement	100% (4/4)

**Life Domain Functioning**



**Risk Behaviors**

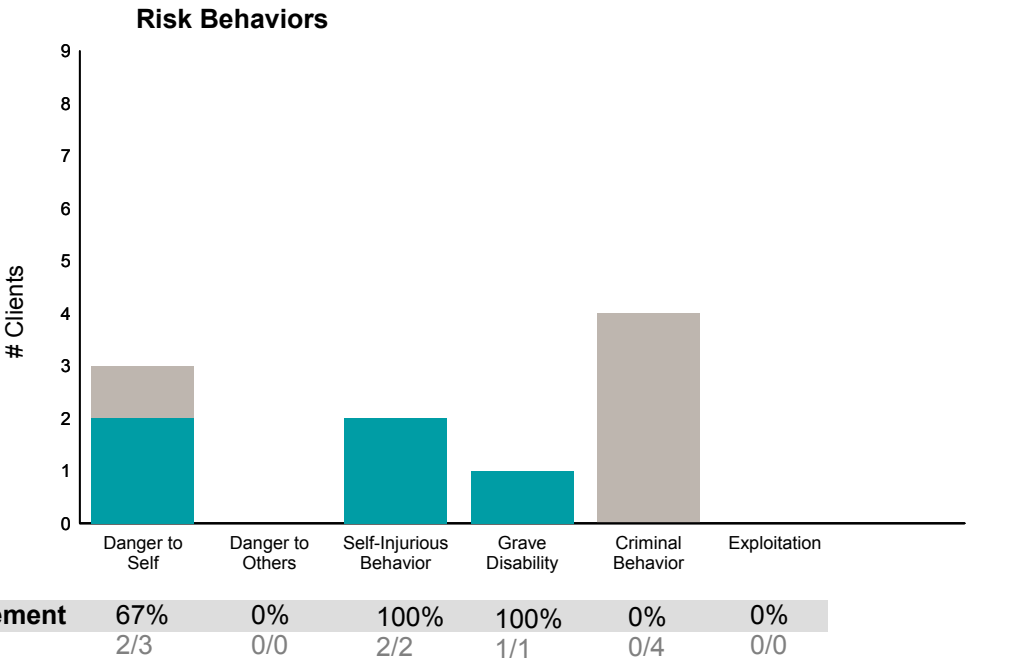
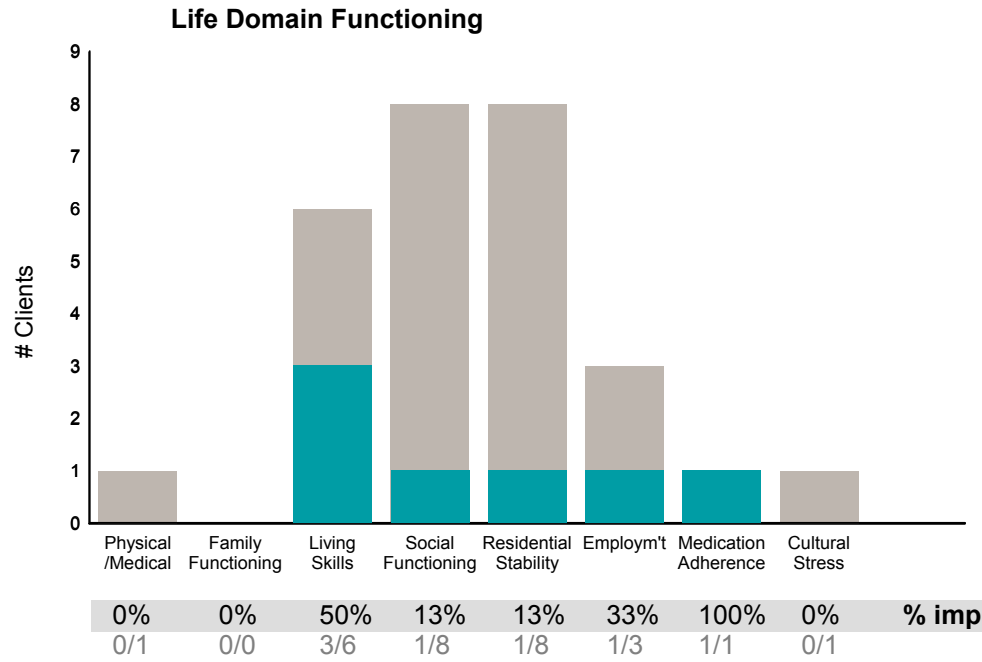
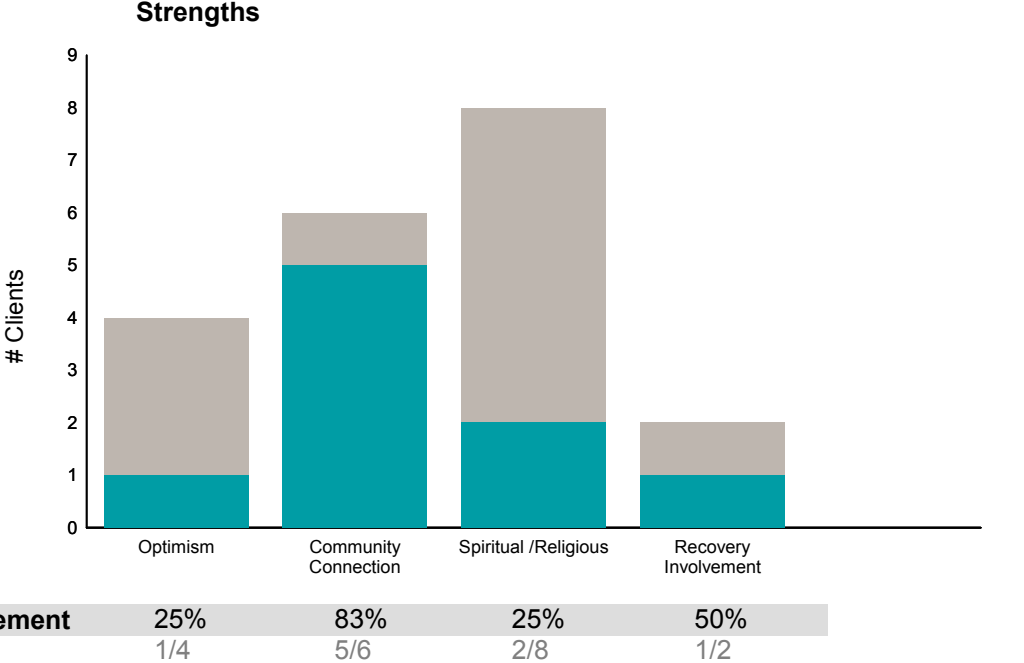
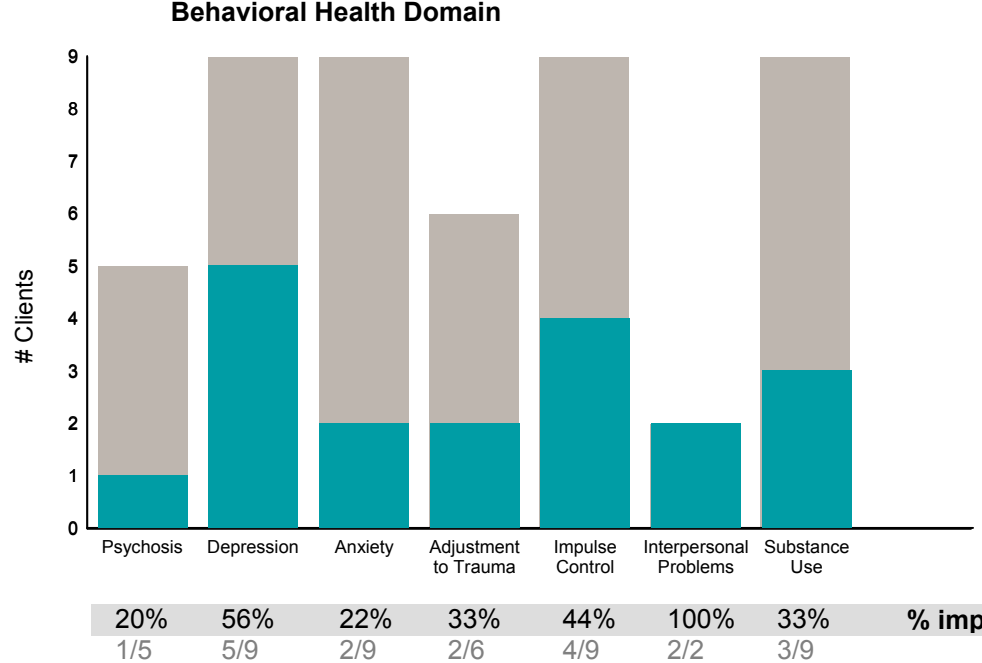


Item	% improvement
Physical /Medical	0% (0/1)
Family Functioning	0% (0/0)
Living Skills	100% (1/1)
Social Functioning	100% (1/1)
Residential Stability	100% (1/1)
Employ'm't	0% (0/0)
Medication Adherence	0% (0/0)
Cultural Stress	0% (0/0)
Danger to Self	100% (1/1)
Danger to Others	0% (0/0)
Self-Injurious Behavior	0% (0/0)
Grave Disability	0% (0/0)
Criminal Behavior	0% (0/0)
Exploitation	0% (0/0)

**FY18-19 Q1 Objective A.2 ANSA Outcomes Item-Level Report**  
**Baker Grove St Crisis Residence(89781)**

Didn't Improve
  Improved
 This report looks at current ANSAs to see how many clients improved on items rated 2 or 3 from the prior ANSA.

Num of episodes w/ min. 2 ANSAs: **9**      Average days between ANSAs: **54.3**      % clients improved on min. 30% of actionable items: **56% (= 5/9)**

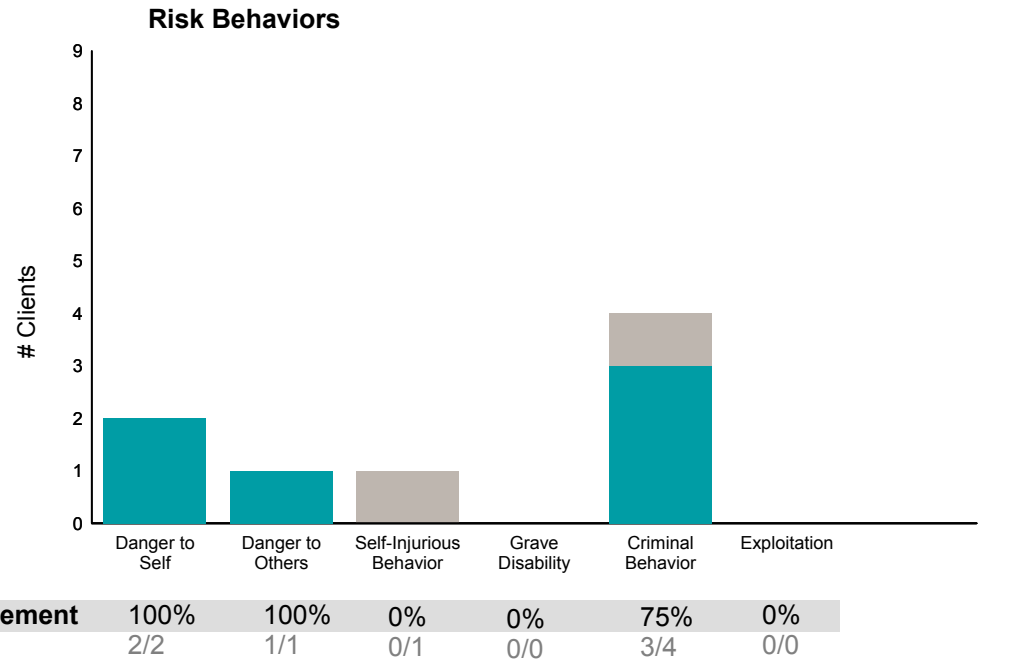
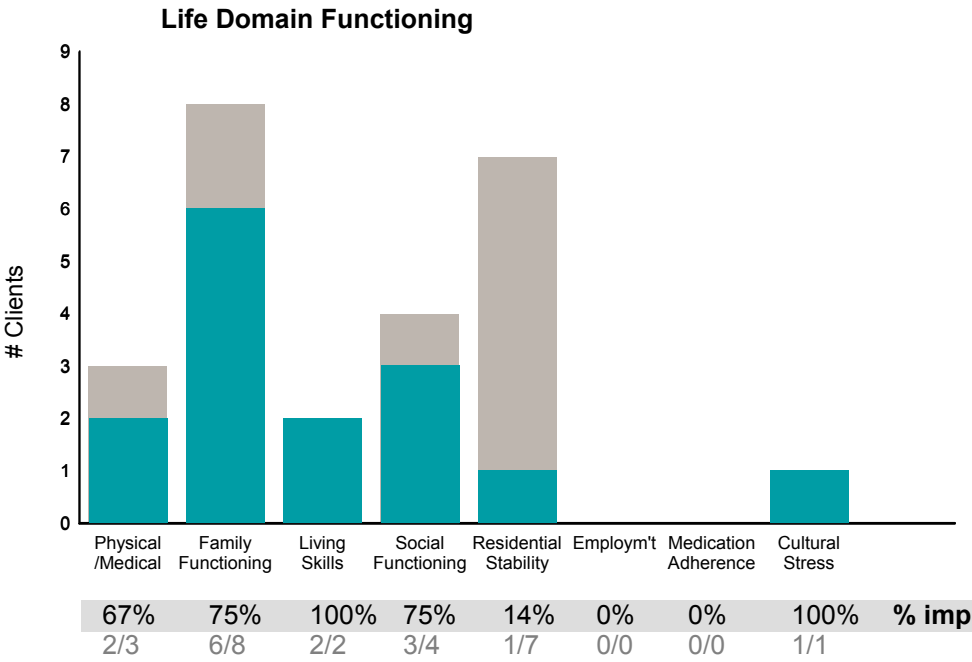
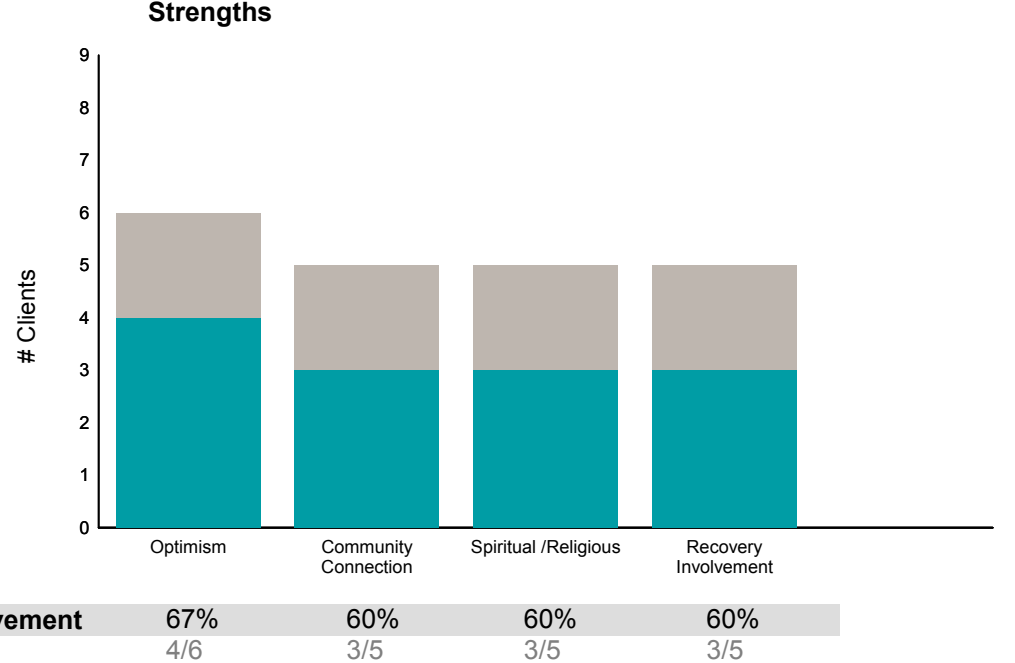
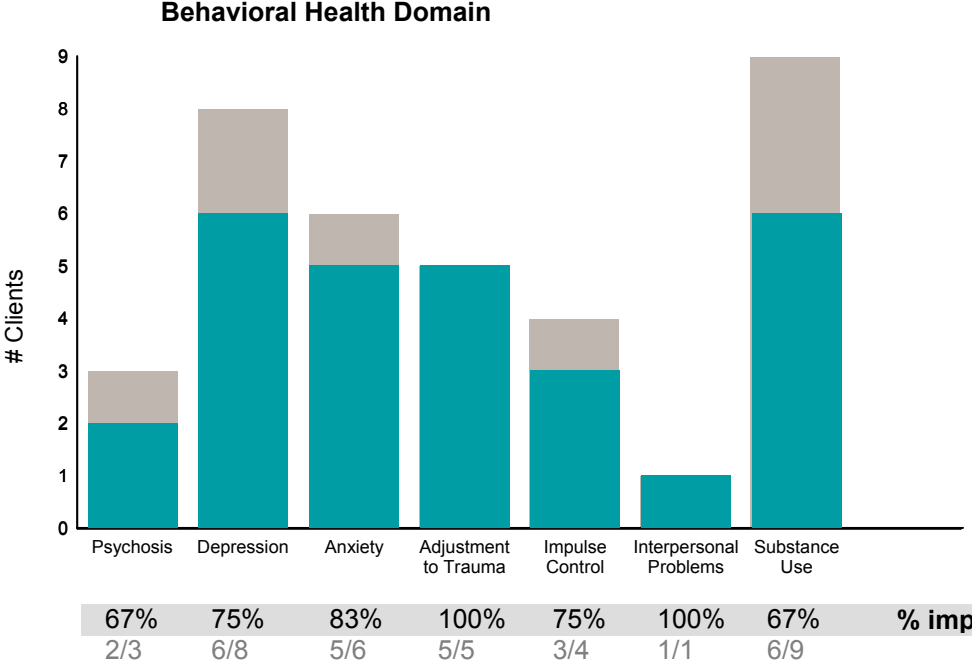


This report reflects data from 7/1/2018 - 9/30/2018

**FY18-19 Q1 Objective A.2 ANSA Outcomes Item-Level Report**  
**Baker Jo Ruffin Place Residence (89911)**

Didn't Improve
  Improved
 This report looks at current ANSAs to see how many clients improved on items rated 2 or 3 from the prior ANSA.

Num of episodes w/ min. 2 ANSAs: **9**      Average days between ANSAs: **69.3**      % clients improved on min. 30% of actionable items: **78% (= 7/9)**



This report reflects data from 7/1/2018 - 9/30/2018

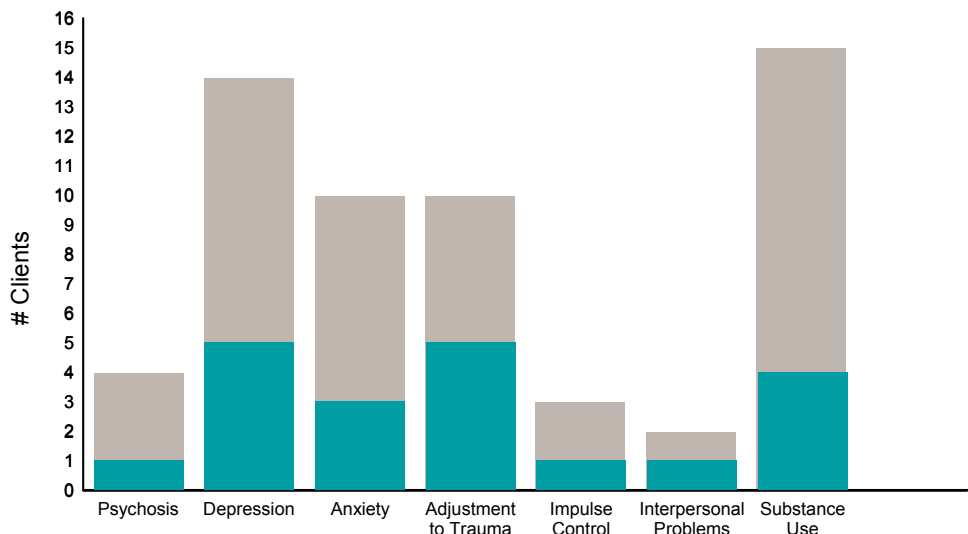


**FY18-19 Q1 Objective A.2 ANSA Outcomes Item-Level Report**  
**Baker Robertson Place Residence (38851)**

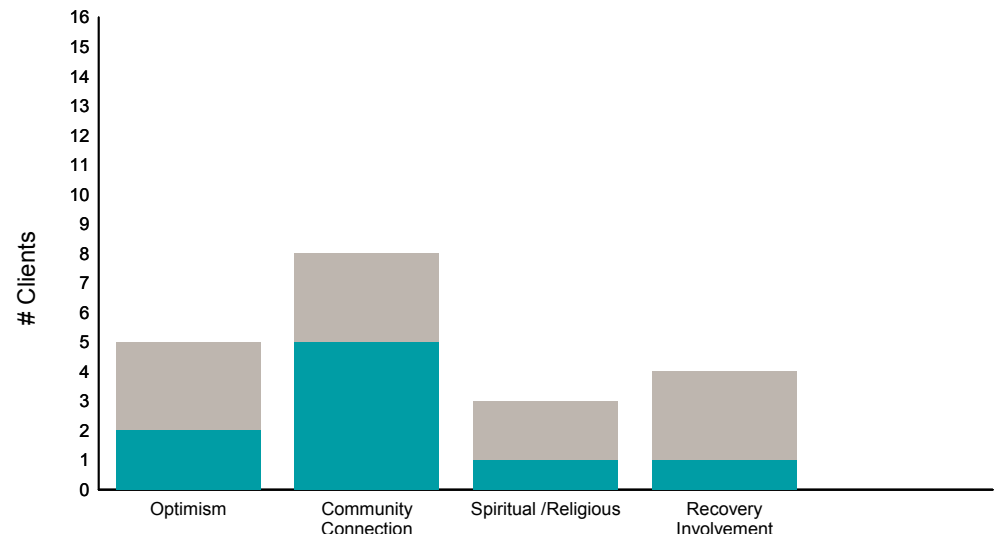
Didn't Improve
  Improved
 This report looks at current ANSAs to see how many clients improved on items rated 2 or 3 from the prior ANSA.

Num of episodes w/ min. 2 ANSAs: 16      Average days between ANSAs: 135.8      % clients improved on min. 30% of actionable items: **50% (= 8/16)**

**Behavioral Health Domain**

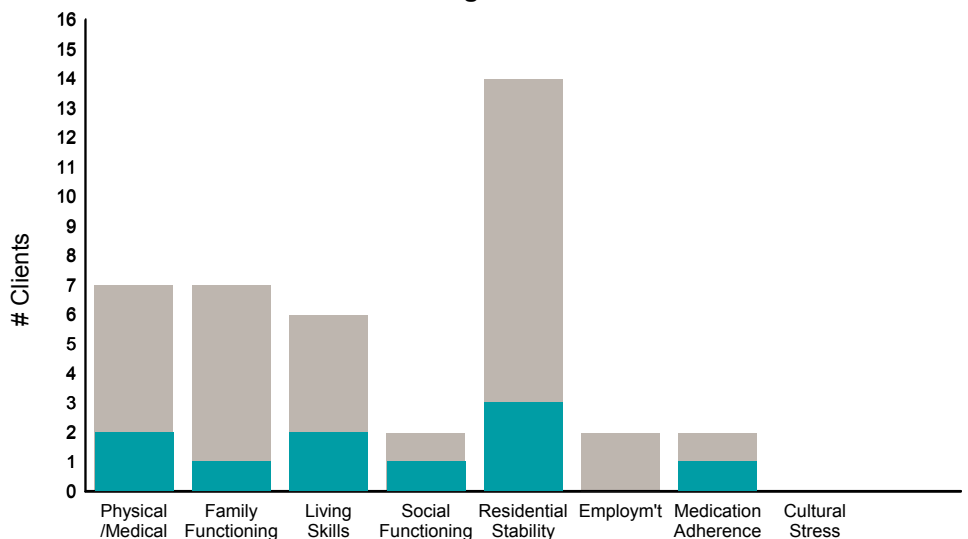


**Strengths**

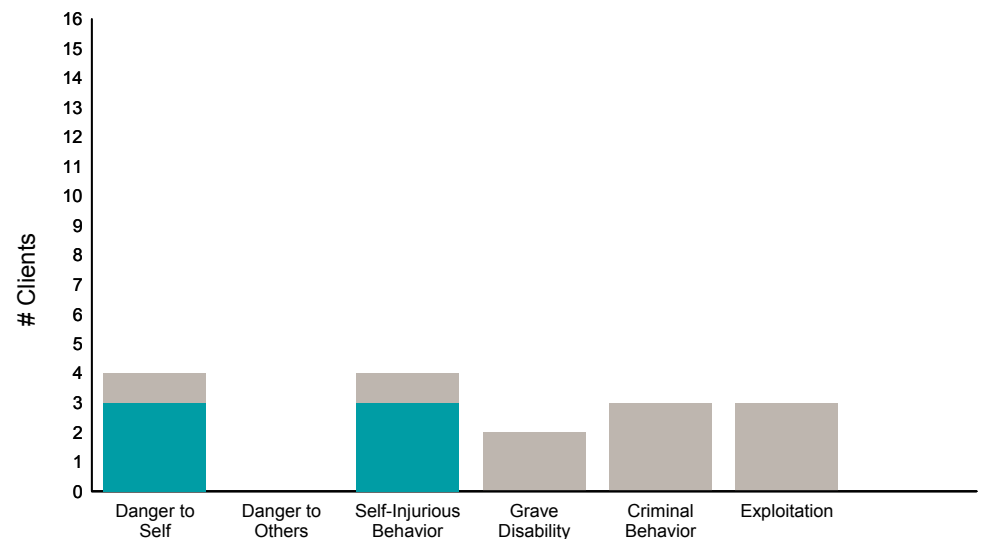


Item	% improvement
Psychosis	25% (1/4)
Depression	36% (5/14)
Anxiety	30% (3/10)
Adjustment to Trauma	50% (5/10)
Impulse Control	33% (1/3)
Interpersonal Problems	50% (1/2)
Substance Use	27% (4/15)
Optimism	40% (2/5)
Community Connection	63% (5/8)
Spiritual /Religious	33% (1/3)
Recovery Involvement	25% (1/4)

**Life Domain Functioning**



**Risk Behaviors**



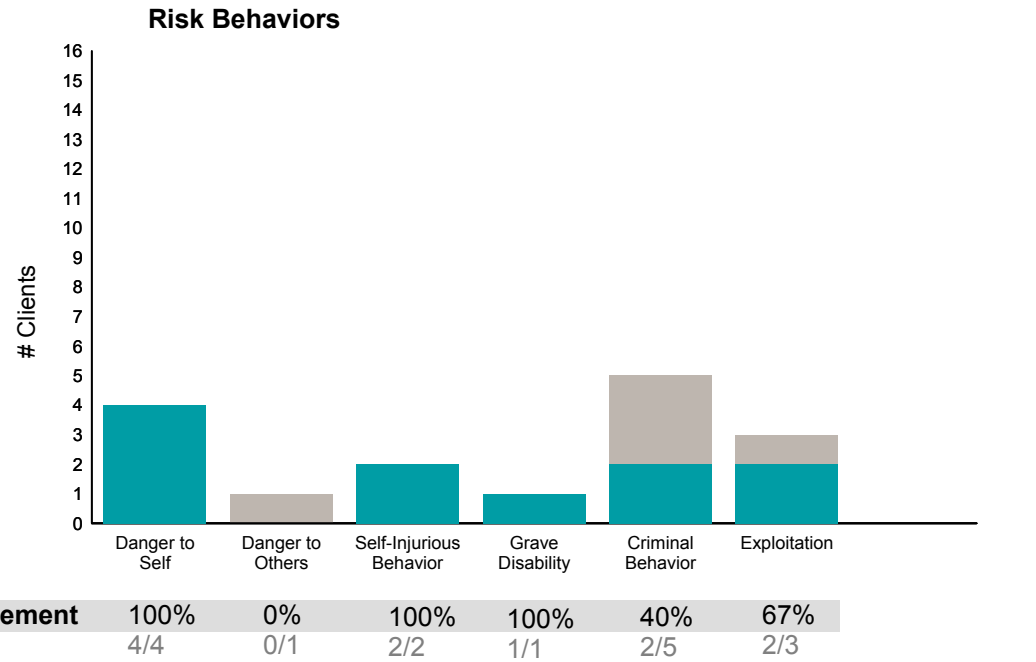
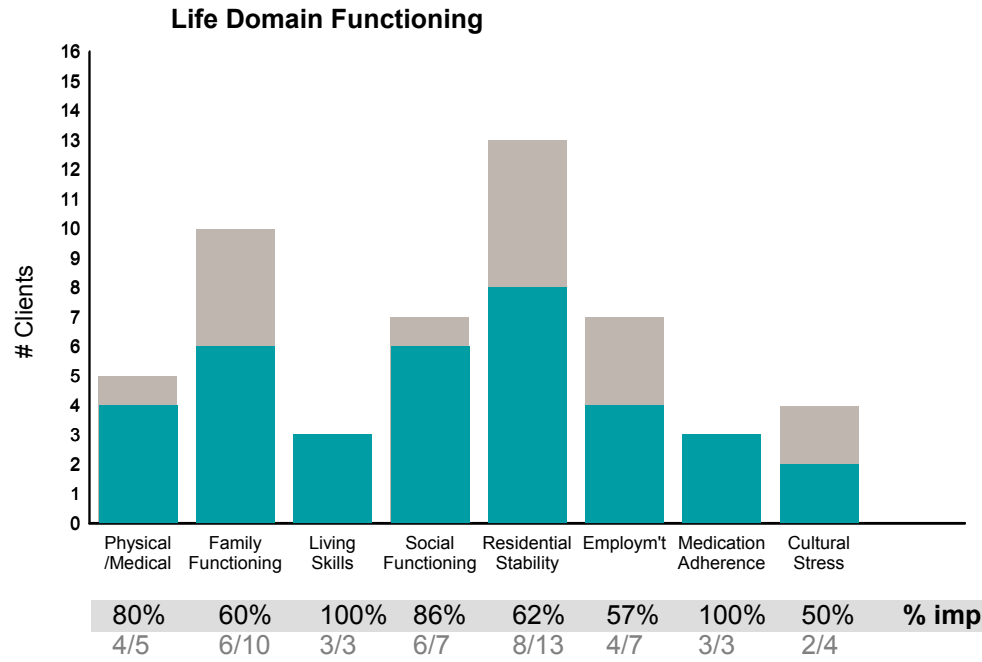
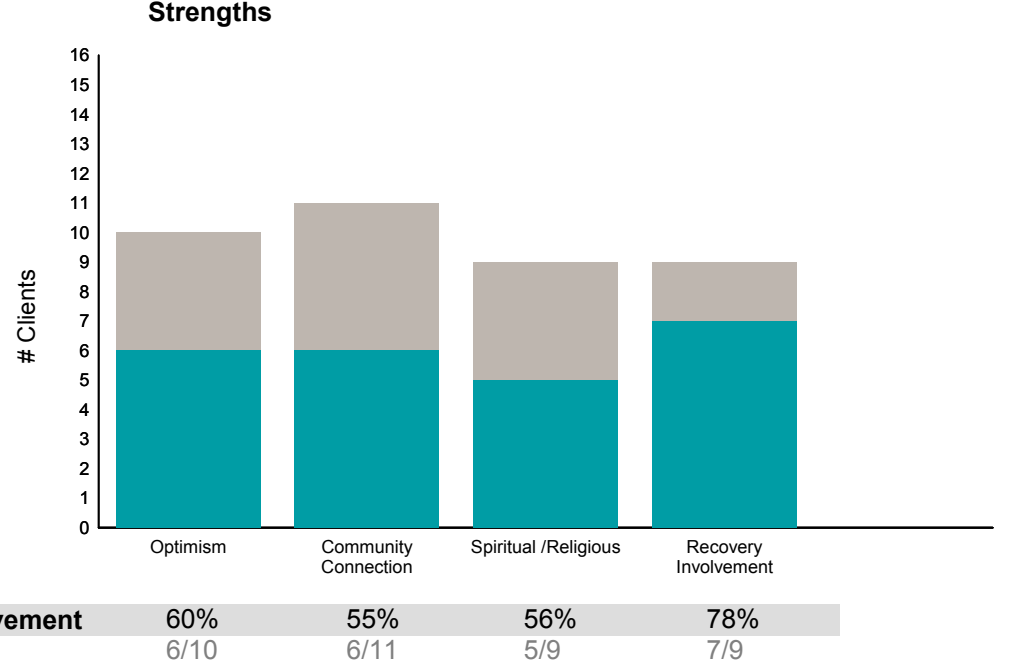
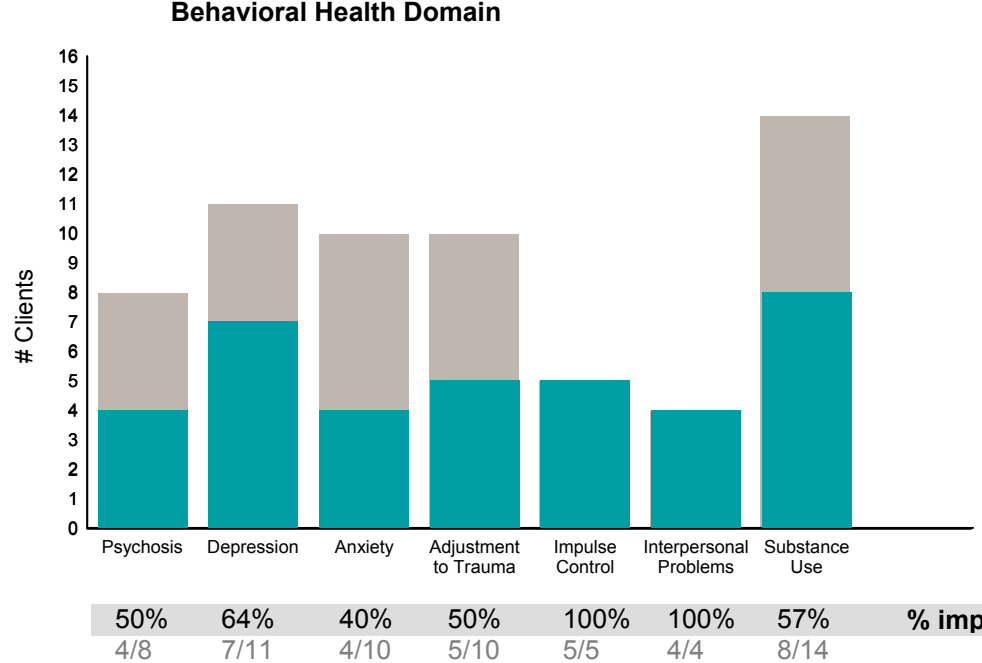
Item	% improvement
Physical /Medical	29% (2/7)
Family Functioning	14% (1/7)
Living Skills	33% (2/6)
Social Functioning	50% (1/2)
Residential Stability	21% (3/14)
Employm't	0% (0/2)
Medication Adherence	50% (1/2)
Cultural Stress	0% (0/0)
Danger to Self	75% (3/4)
Danger to Others	0% (0/0)
Self-Injurious Behavior	75% (3/4)
Grave Disability	0% (0/2)
Criminal Behavior	0% (0/3)
Exploitation	0% (0/3)



**FY18-19 Q1 Objective A.2 ANSA Outcomes Item-Level Report**  
**Baker San Jose Place Residence (38BS1)**

Didn't Improve
  Improved
 This report looks at current ANSAs to see how many clients improved on items rated 2 or 3 from the prior ANSA.

Num of episodes w/ min. 2 ANSAs: 16      Average days between ANSAs: 67.8      % clients improved on min. 30% of actionable items: **81% (= 13/16)**



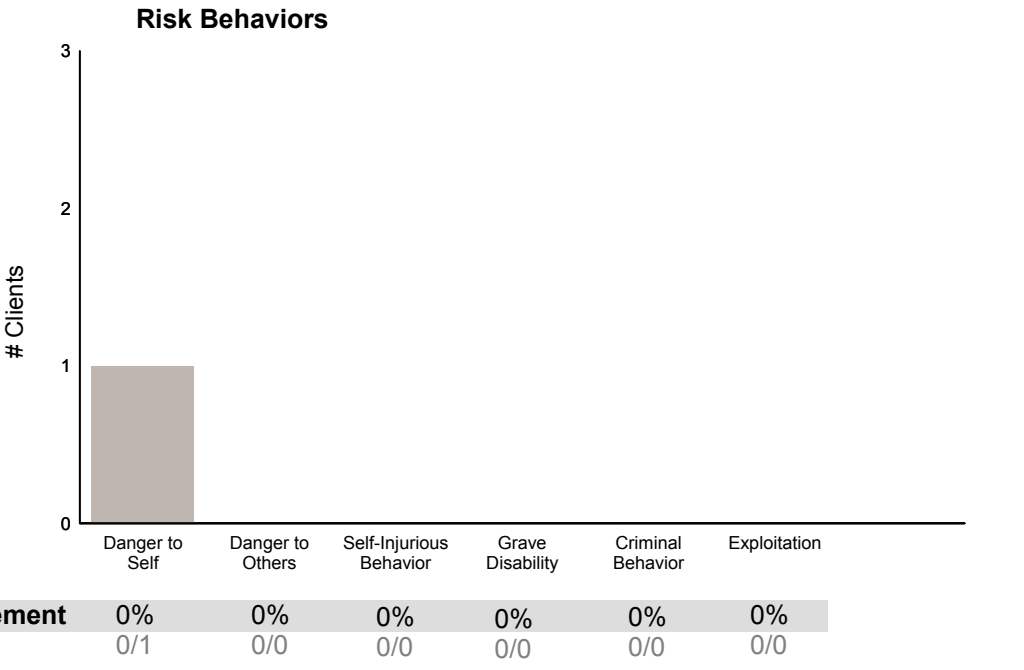
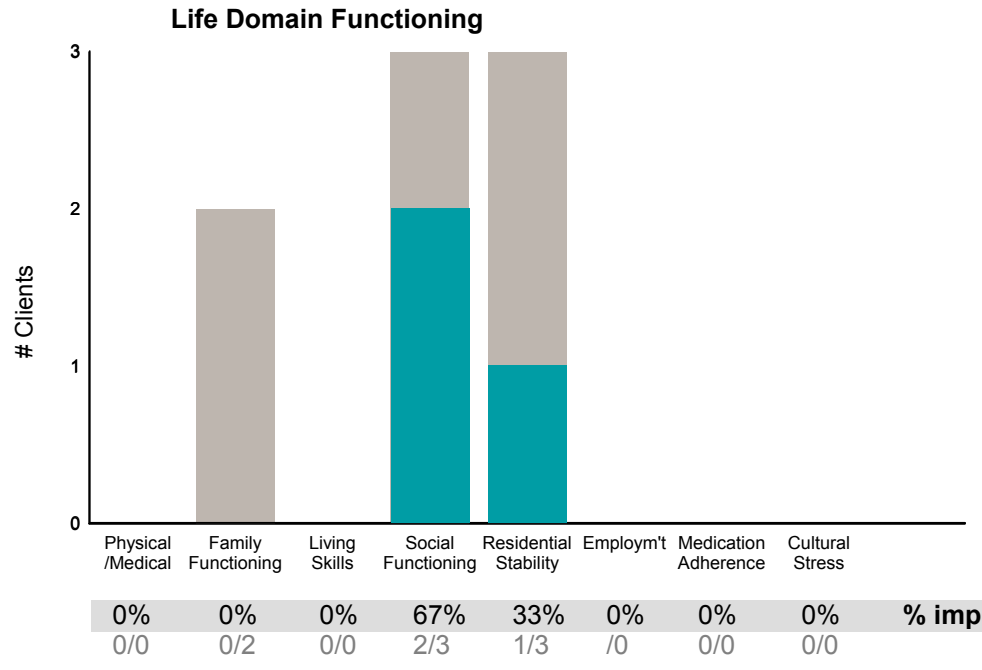
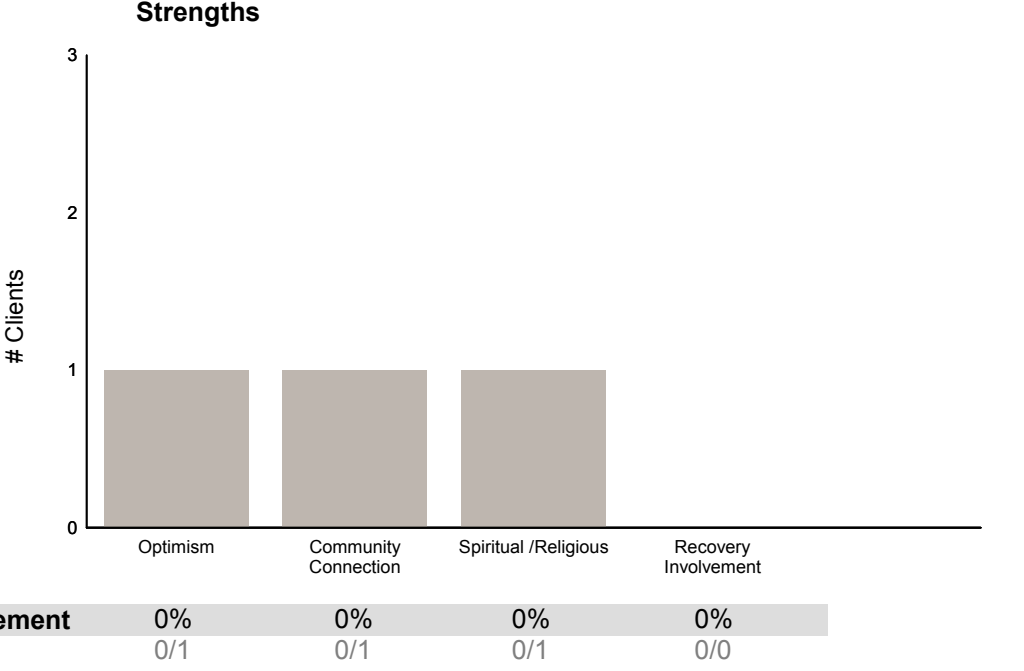
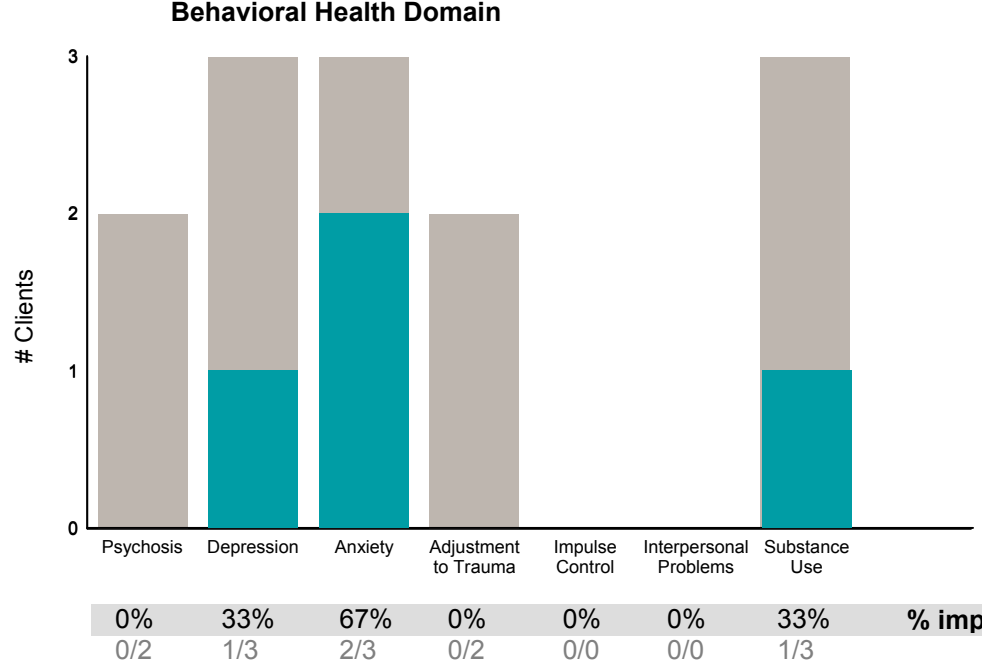
This report reflects data from 7/1/2018 - 9/30/2018



**FY18-19 Q1 Objective A.2 ANSA Outcomes Item-Level Report**  
**Baker Street House Residential (38391)**

Didn't Improve
  Improved
 This report looks at current ANSAs to see how many clients improved on items rated 2 or 3 from the prior ANSA.

Num of episodes w/ min. 2 ANSAs: **3**      Average days between ANSAs: **61.7**      % clients improved on min. 30% of actionable items: **33% (= 1/3)**



This report reflects data from 7/1/2018 - 9/30/2018

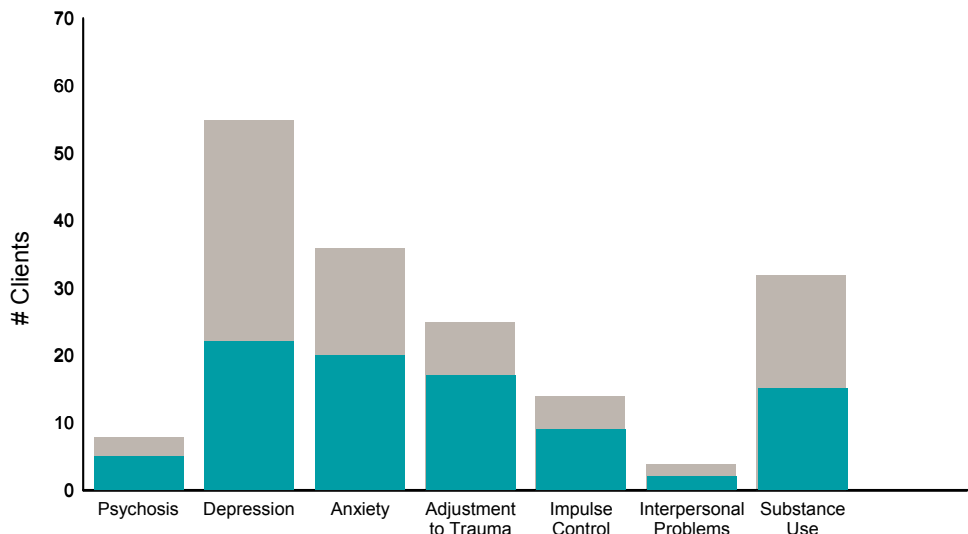


**FY18-19 Q1 Objective A.2 ANSA Outcomes Item-Level Report**  
**BVHP Third Street Adult (38513)**

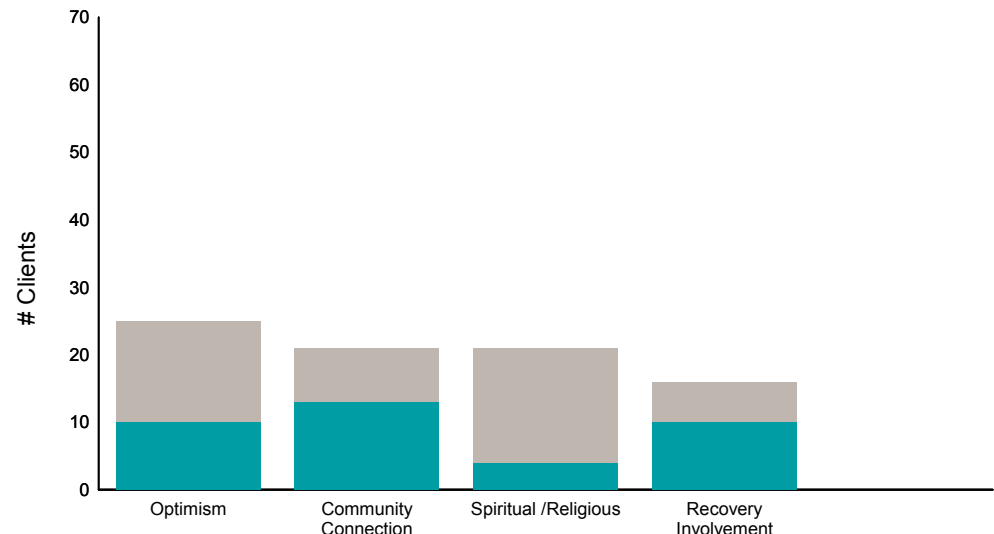
Didn't Improve
  Improved
 This report looks at current ANSAs to see how many clients improved on items rated 2 or 3 from the prior ANSA.

Num of episodes w/ min. 2 ANSAs: **70**     
 Average days between ANSAs: **570.1**     
 % clients improved on min. 30% of actionable items: **77% (= 53/69)**

**Behavioral Health Domain**

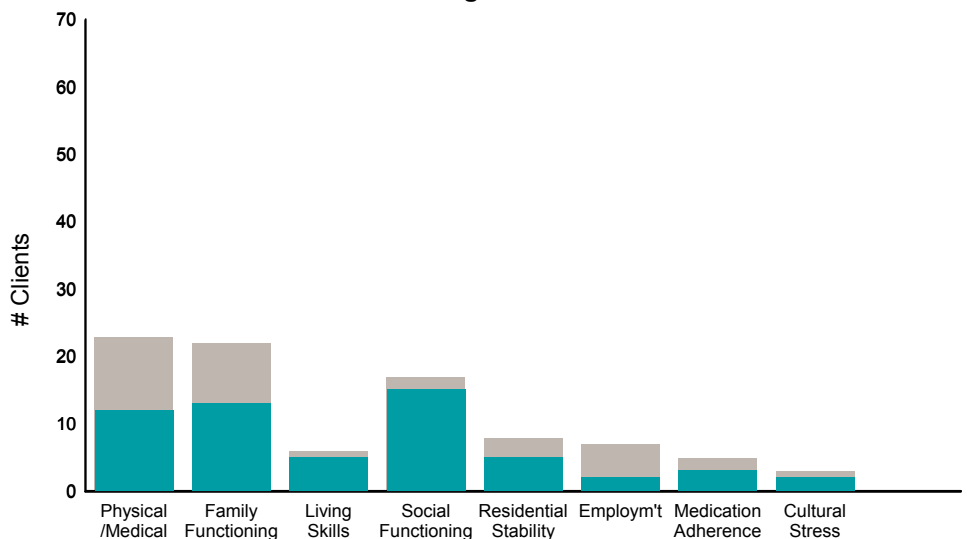


**Strengths**

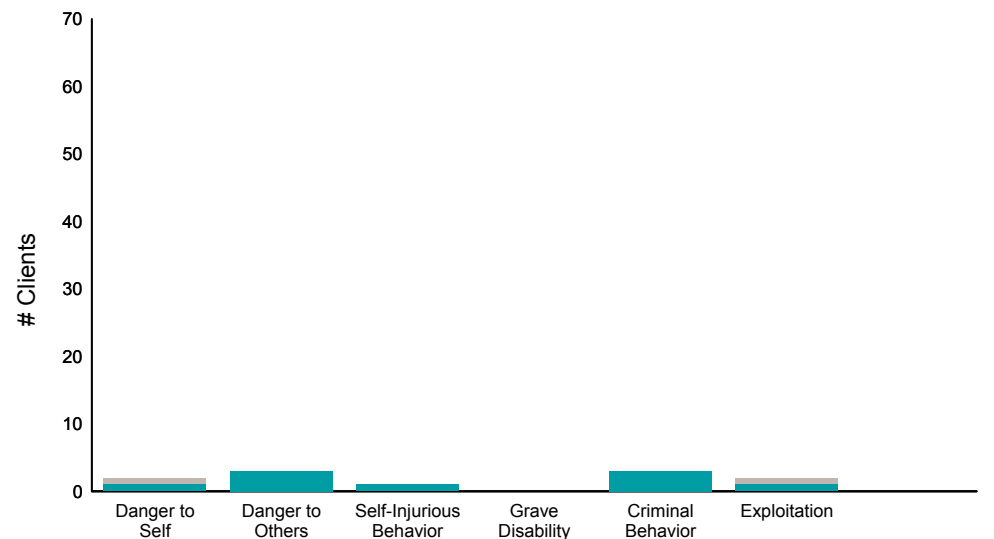


Item	% improvement
Psychosis	63% (5/8)
Depression	40% (22/55)
Anxiety	56% (20/36)
Adjustment to Trauma	68% (17/25)
Impulse Control	64% (9/14)
Interpersonal Problems	50% (2/4)
Substance Use	47% (15/32)
Optimism	40% (10/25)
Community Connection	62% (13/21)
Spiritual /Religious	19% (4/21)
Recovery Involvement	63% (10/16)

**Life Domain Functioning**



**Risk Behaviors**



Item	% improvement
Physical /Medical	52% (12/23)
Family Functioning	59% (13/22)
Living Skills	83% (5/6)
Social Functioning	88% (15/17)
Residential Stability	63% (5/8)
Employ'm't	29% (2/7)
Medication Adherence	60% (3/5)
Cultural Stress	67% (2/3)
Danger to Self	50% (1/2)
Danger to Others	100% (3/3)
Self-Injurious Behavior	100% (1/1)
Grave Disability	0% (0/0)
Criminal Behavior	100% (3/3)
Exploitation	50% (1/2)

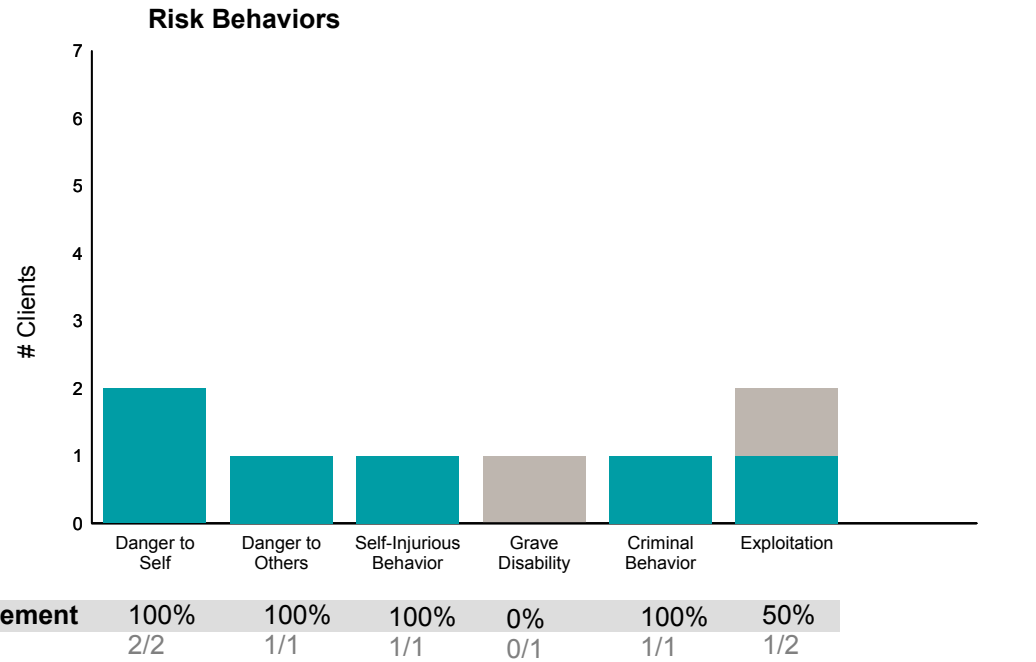
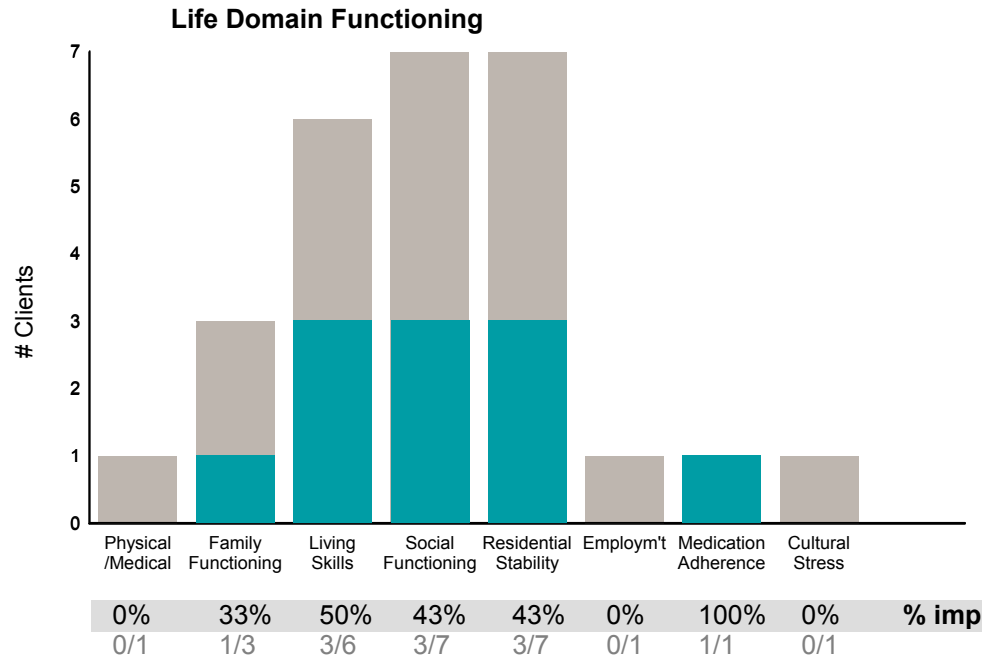
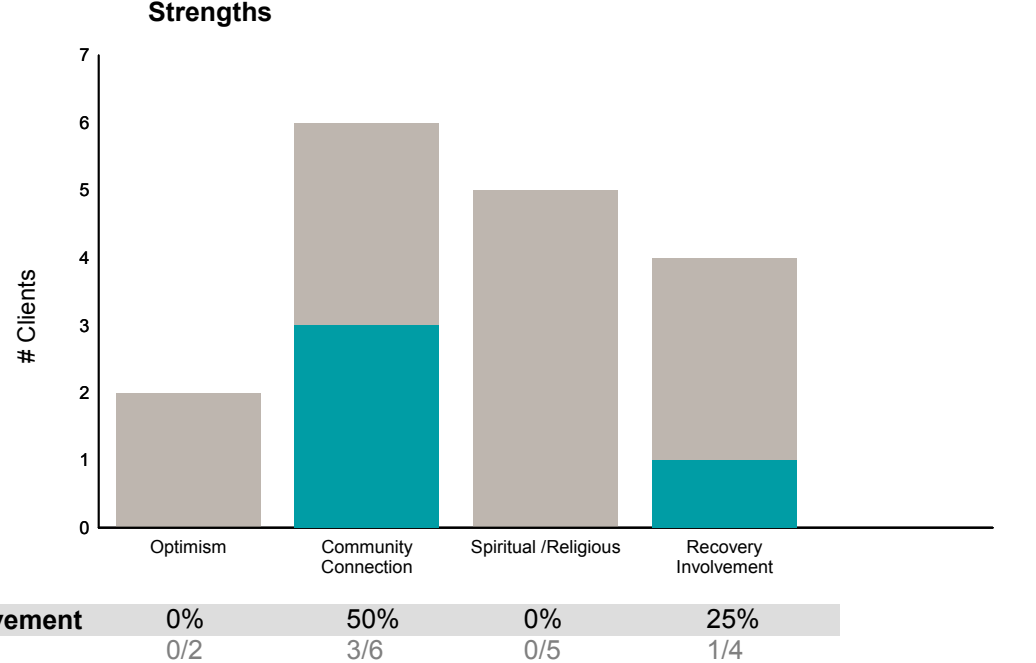
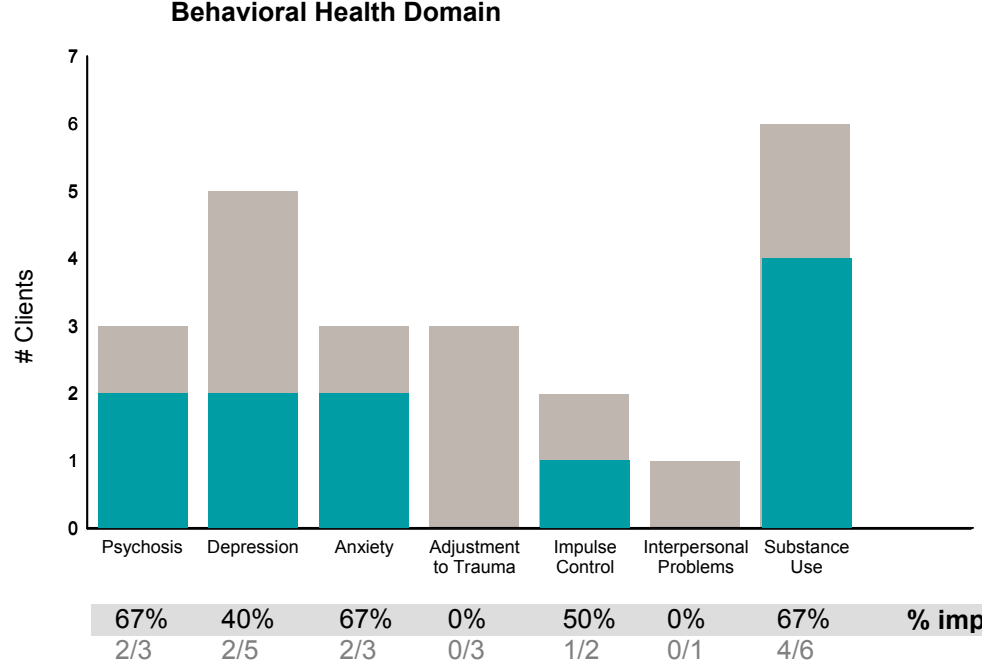
This report reflects data from 7/1/2018 - 9/30/2018



**FY18-19 Q1 Objective A.2 ANSA Outcomes Item-Level Report**  
**Carroll House Resid Geriatric (38541)**

Didn't Improve
  Improved
 This report looks at current ANSAs to see how many clients improved on items rated 2 or 3 from the prior ANSA.

Num of episodes w/ min. 2 ANSAs: **7**      Average days between ANSAs: **52.3**      % clients improved on min. 30% of actionable items: **71% (= 5/7)**



This report reflects data from 7/1/2018 - 9/30/2018

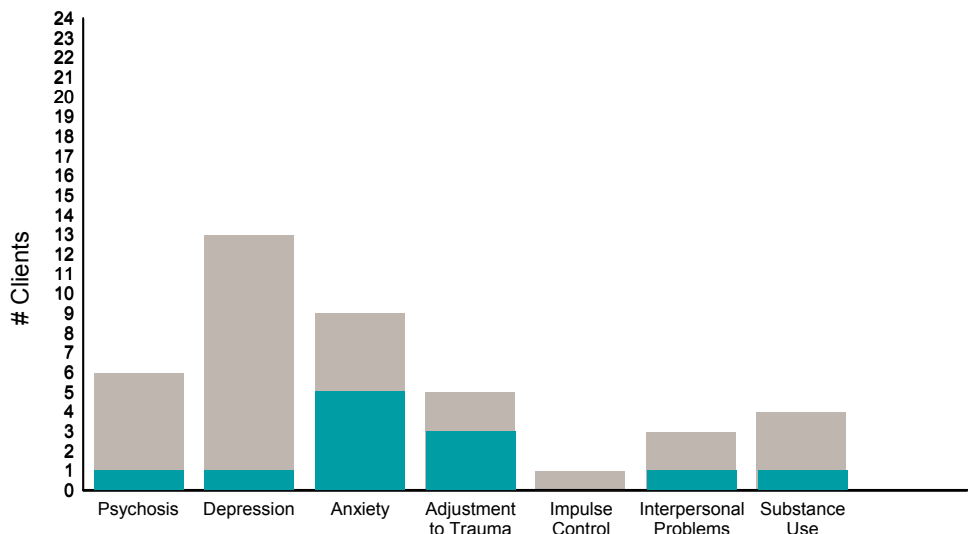


**FY18-19 Q1 Objective A.2 ANSA Outcomes Item-Level Report**  
**Central City Behavioral Health(89073)**

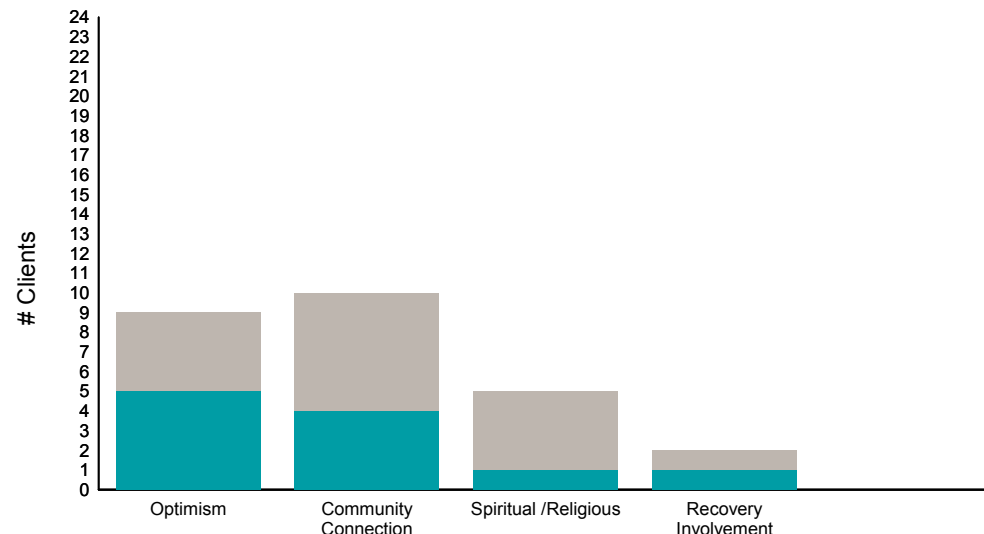
Didn't Improve
  Improved
 This report looks at current ANSAs to see how many clients improved on items rated 2 or 3 from the prior ANSA.

Num of episodes w/ min. 2 ANSAs: **24**      Average days between ANSAs: **445.0**      % clients improved on min. 30% of actionable items: **50% (= 11/22)**

**Behavioral Health Domain**

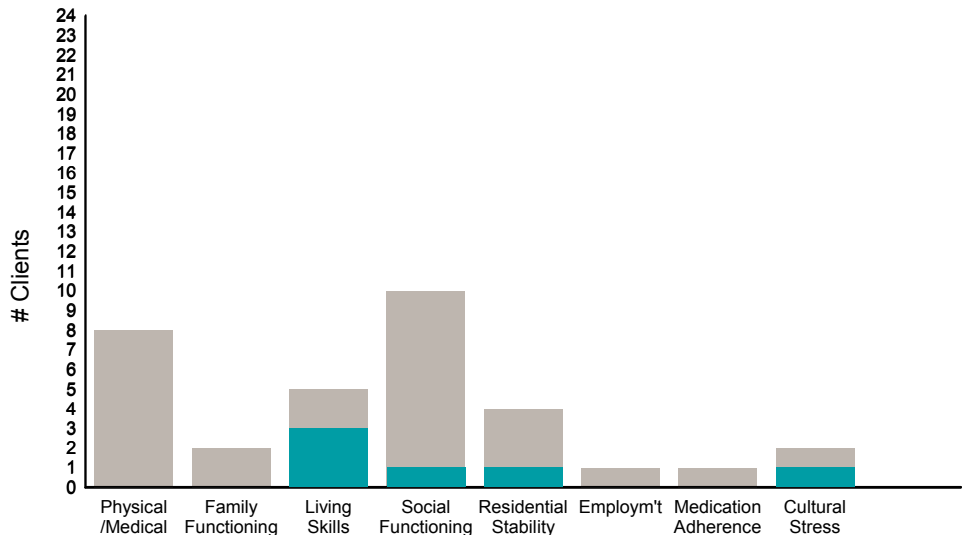


**Strengths**



Item	% improvement
Psychosis	17% (1/6)
Depression	8% (1/13)
Anxiety	56% (5/9)
Adjustment to Trauma	60% (3/5)
Impulse Control	0% (0/1)
Interpersonal Problems	33% (1/3)
Substance Use	25% (1/4)
Optimism	56% (5/9)
Community Connection	40% (4/10)
Spiritual /Religious	20% (1/5)
Recovery Involvement	50% (1/2)

**Life Domain Functioning**



**Risk Behaviors**



Item	% improvement
Physical /Medical	0% (0/8)
Family Functioning	0% (0/2)
Living Skills	60% (3/5)
Social Functioning	10% (1/10)
Residential Stability	25% (1/4)
Employ'm't	0% (0/1)
Medication Adherence	0% (0/1)
Cultural Stress	50% (1/2)
Danger to Self	0% (0/0)
Danger to Others	0% (0/0)
Self-Injurious Behavior	0% (0/0)
Grave Disability	0% (0/0)
Criminal Behavior	0% (0/0)
Exploitation	100% (1/1)

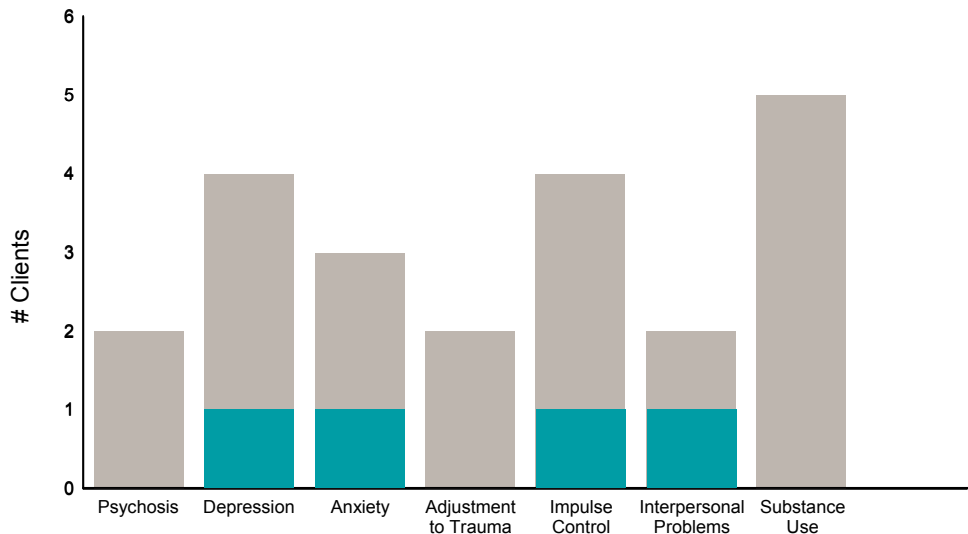
This report reflects data from 7/1/2018 - 9/30/2018

**FY18-19 Q1 Objective A.2 ANSA Outcomes Item-Level Report**  
**CHP-Essex House (38IDOP)**

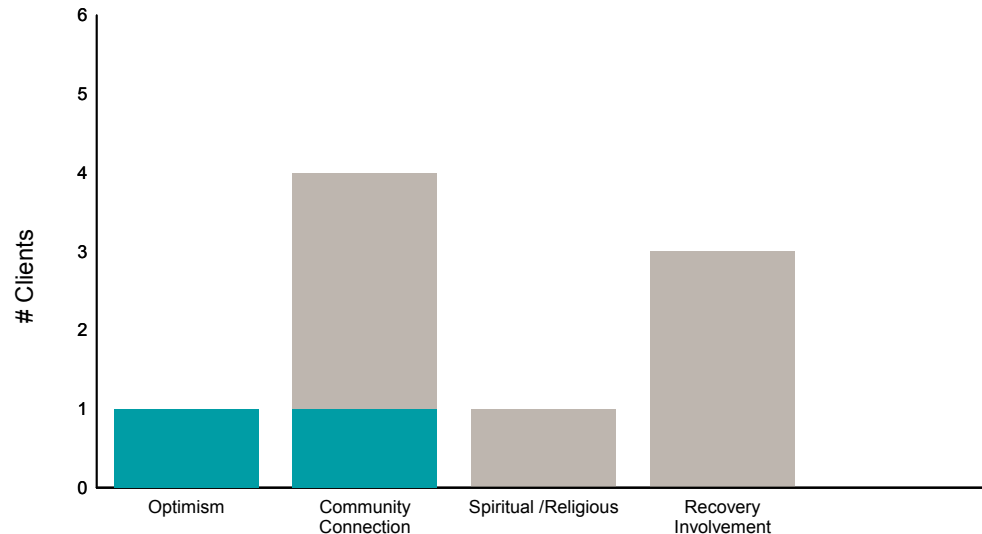
Didn't Improve
  Improved
 This report looks at current ANSAs to see how many clients improved on items rated 2 or 3 from the prior ANSA.

Num of episodes w/ min. 2 ANSAs: **6**     
 Average days between ANSAs: **375.0**     
 % clients improved on min. 30% of actionable items: **17% (= 1/6)**

**Behavioral Health Domain**

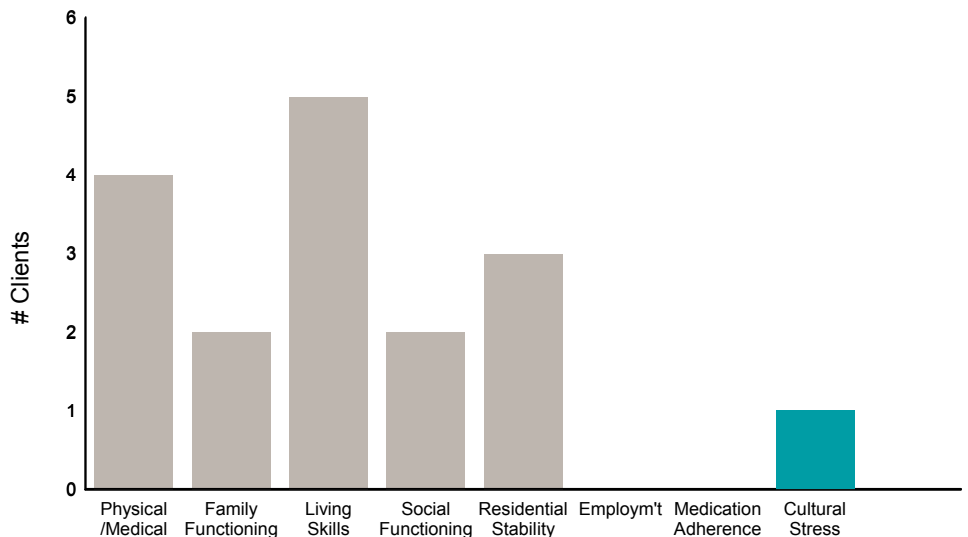


**Strengths**

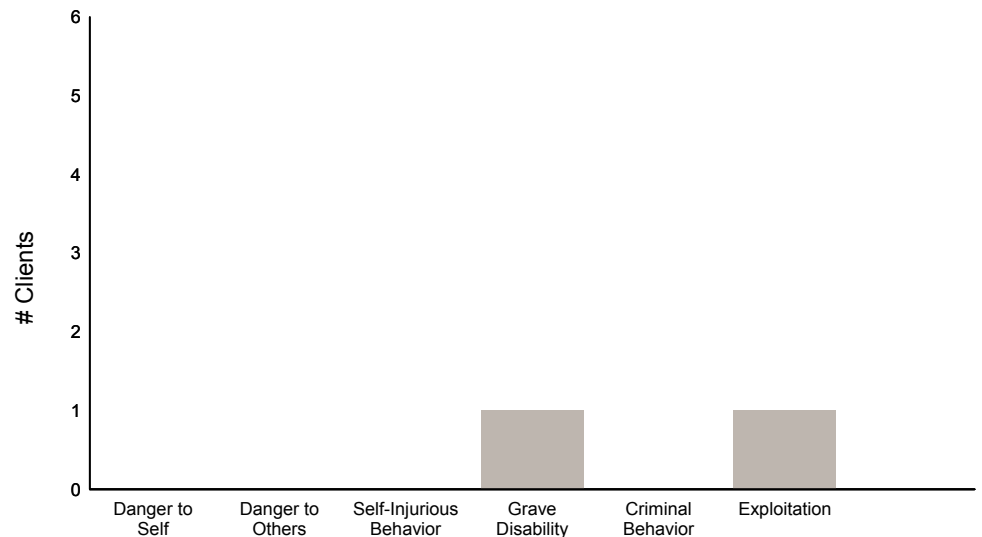


Item	% improvement
Psychosis	0% (0/2)
Depression	25% (1/4)
Anxiety	33% (1/3)
Adjustment to Trauma	0% (0/2)
Impulse Control	25% (1/4)
Interpersonal Problems	50% (1/2)
Substance Use	0% (0/5)
Optimism	100% (1/1)
Community Connection	25% (1/4)
Spiritual /Religious	0% (0/1)
Recovery Involvement	0% (0/3)

**Life Domain Functioning**



**Risk Behaviors**



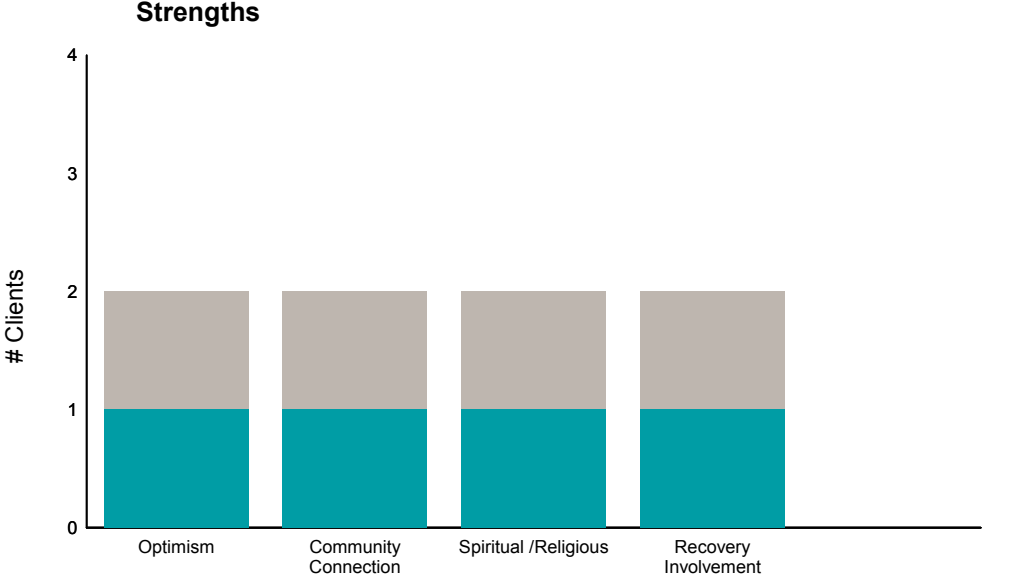
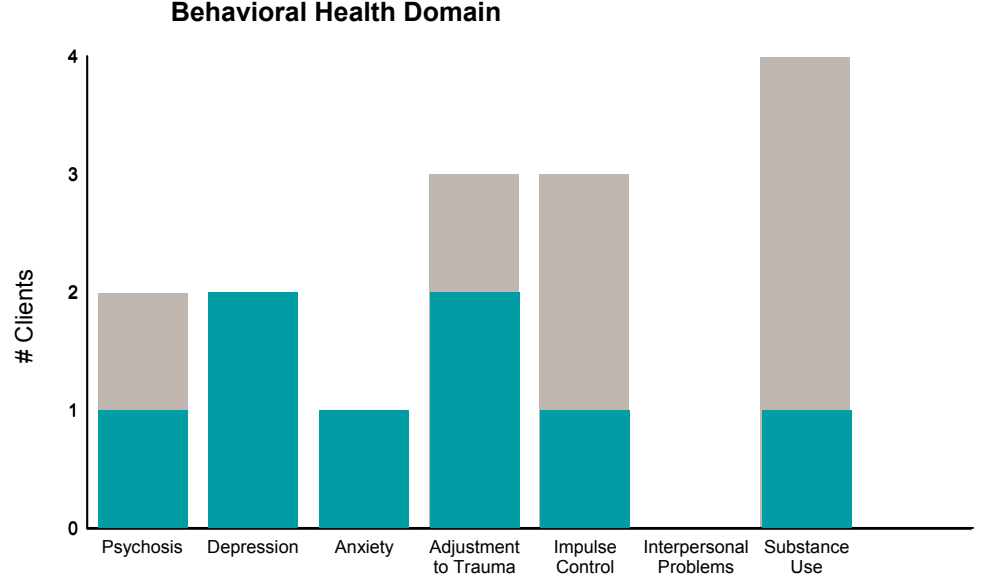
Item	% improvement
Physical /Medical	0% (0/4)
Family Functioning	0% (0/2)
Living Skills	0% (0/5)
Social Functioning	0% (0/2)
Residential Stability	0% (0/3)
Employm't	0% (0/0)
Medication Adherence	0% (0/0)
Cultural Stress	100% (1/1)
Danger to Self	0% (0/0)
Danger to Others	0% (0/0)
Self-Injurious Behavior	0% (0/0)
Grave Disability	0% (0/1)
Criminal Behavior	0% (0/0)
Exploitation	0% (0/1)

This report reflects data from 7/1/2018 - 9/30/2018

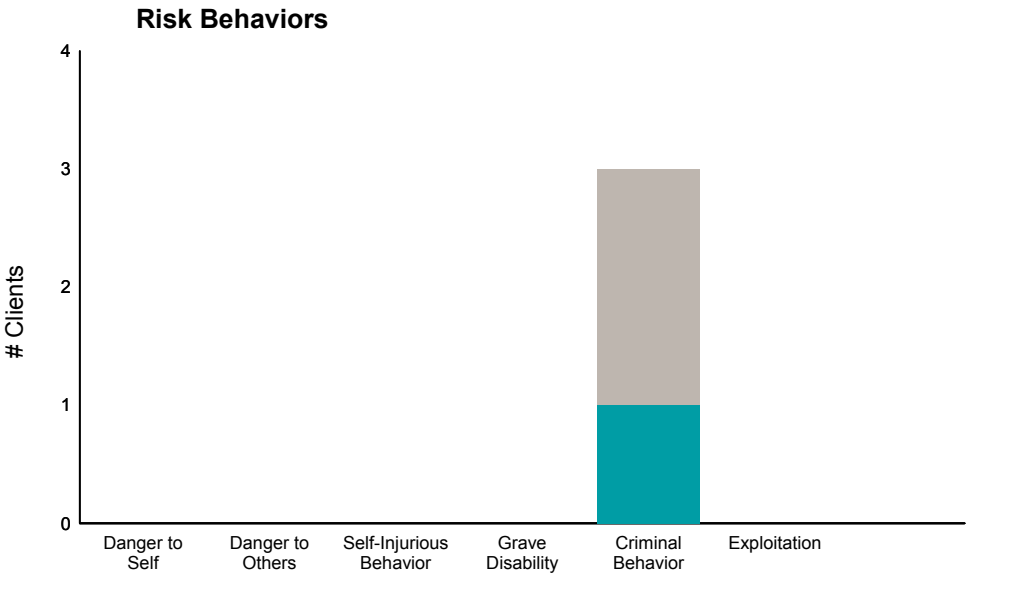
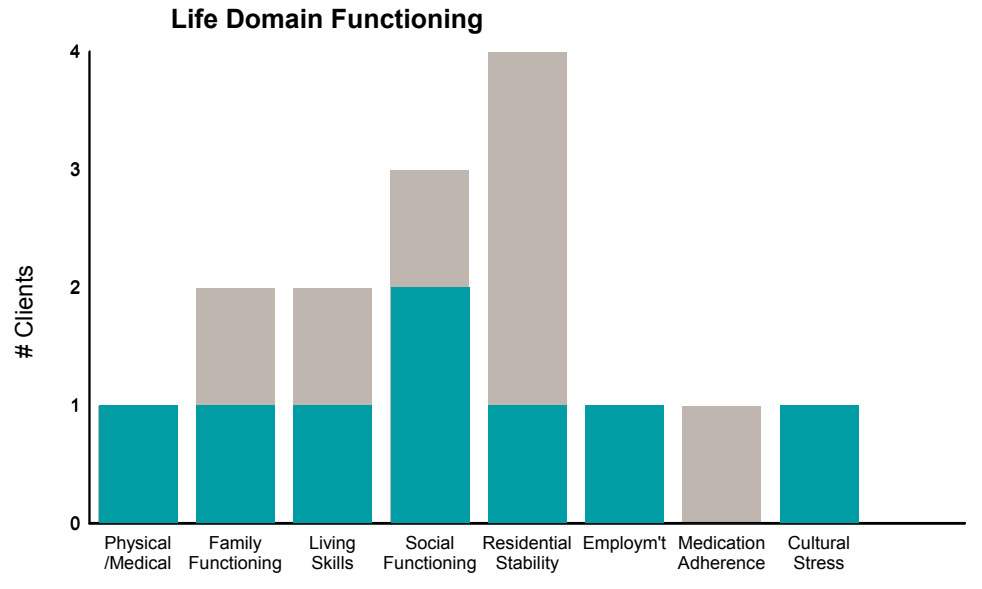
**FY18-19 Q1 Objective A.2 ANSA Outcomes Item-Level Report**  
**Citywide Case Management-NOVA (8911NO)**

Didn't Improve
  Improved
 This report looks at current ANSAs to see how many clients improved on items rated 2 or 3 from the prior ANSA.

Num of episodes w/ min. 2 ANSAs: **4**      Average days between ANSAs: **140.0**      % clients improved on min. 30% of actionable items: **50% (= 2/4)**



Item	Improved	Didn't Improve	% improvement
Psychosis	1/2	1/2	50%
Depression	2/2	0/0	100%
Anxiety	1/1	0/0	100%
Adjustment to Trauma	2/3	1/3	67%
Impulse Control	1/3	2/3	33%
Interpersonal Problems	0/0	0/0	0%
Substance Use	1/4	3/4	25%



Item	Improved	Didn't Improve	% improvement
Physical /Medical	1/1	0/0	100%
Family Functioning	1/2	1/2	50%
Living Skills	1/2	1/2	50%
Social Functioning	2/3	1/3	67%
Residential Stability	1/4	3/4	25%
Employ'm't	1/1	0/0	100%
Medication Adherence	0/1	1/1	0%
Cultural Stress	1/1	0/0	100%

This report reflects data from 7/1/2018 - 9/30/2018

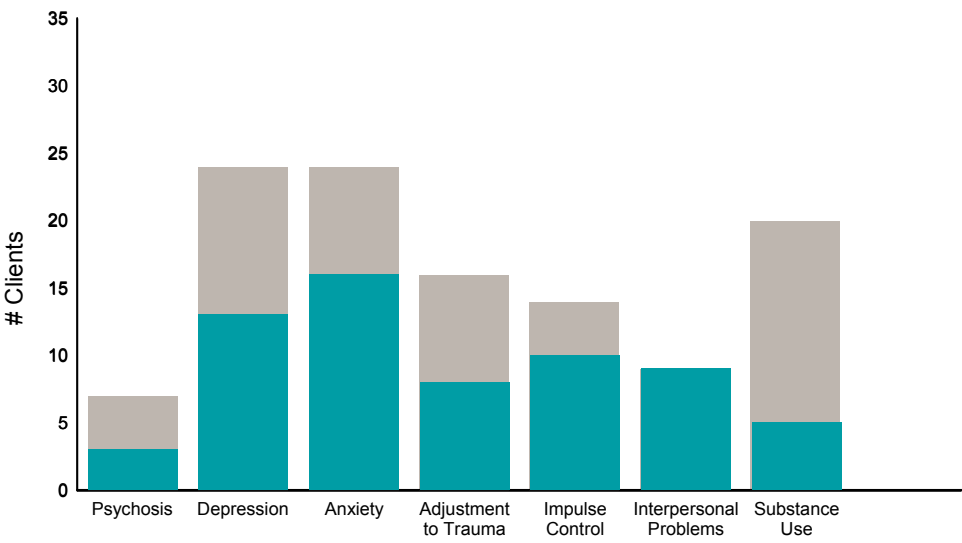


**FY18-19 Q1 Objective A.2 ANSA Outcomes Item-Level Report**  
**Citywide Case Mgm-UC Roving Te (8911RT)**

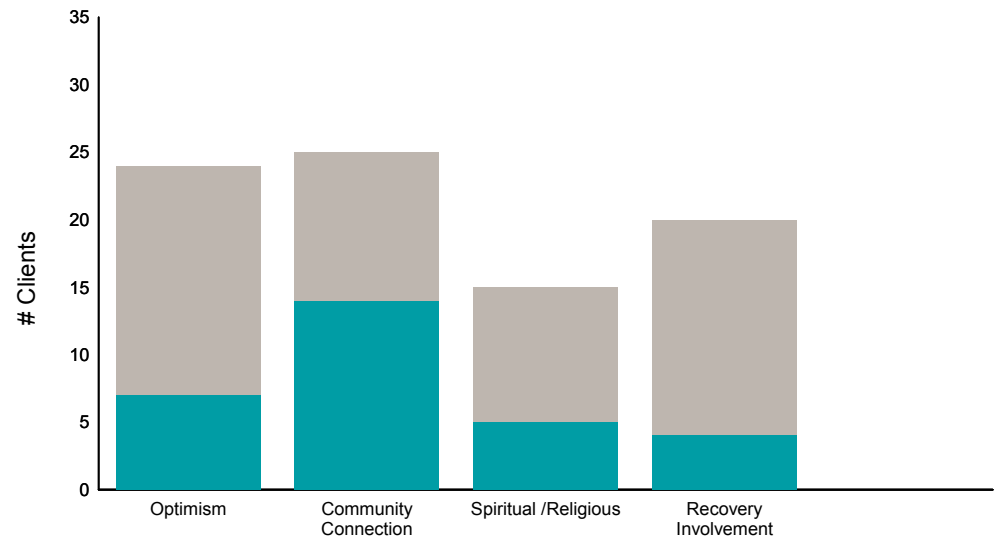
Didn't Improve
  Improved
 This report looks at current ANSAs to see how many clients improved on items rated 2 or 3 from the prior ANSA.

Num of episodes w/ min. 2 ANSAs: **32**      Average days between ANSAs: **231.3**      % clients improved on min. 30% of actionable items: **88% (= 28/32)**

**Behavioral Health Domain**

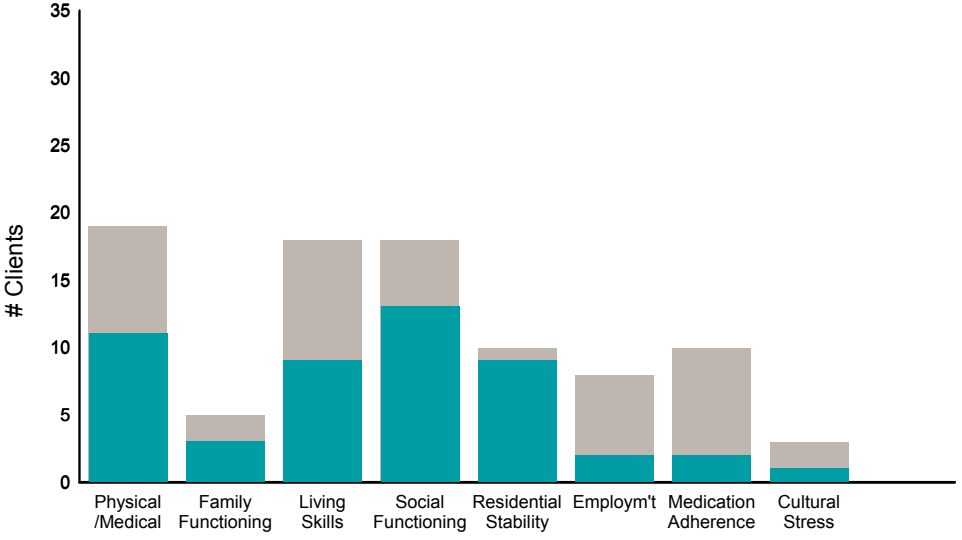


**Strengths**

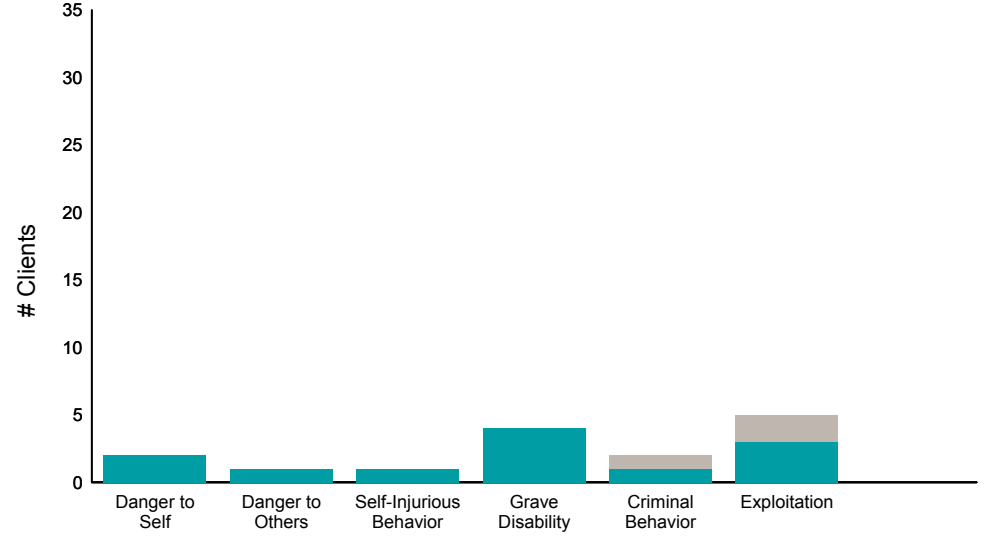


Item	% improvement
Psychosis	43% (3/7)
Depression	54% (13/24)
Anxiety	67% (16/24)
Adjustment to Trauma	50% (8/16)
Impulse Control	71% (10/14)
Interpersonal Problems	100% (9/9)
Substance Use	25% (5/20)
Optimism	29% (7/24)
Community Connection	56% (14/25)
Spiritual /Religious	33% (5/15)
Recovery Involvement	20% (4/20)

**Life Domain Functioning**



**Risk Behaviors**



Item	% improvement
Physical /Medical	58% (11/19)
Family Functioning	60% (3/5)
Living Skills	50% (9/18)
Social Functioning	72% (13/18)
Residential Stability	90% (9/10)
Employ'm't	25% (2/8)
Medication Adherence	20% (2/10)
Cultural Stress	33% (1/3)
Danger to Self	100% (2/2)
Danger to Others	100% (1/1)
Self-Injurious Behavior	100% (1/1)
Grave Disability	100% (4/4)
Criminal Behavior	50% (1/2)
Exploitation	60% (3/5)

This report reflects data from 7/1/2018 - 9/30/2018



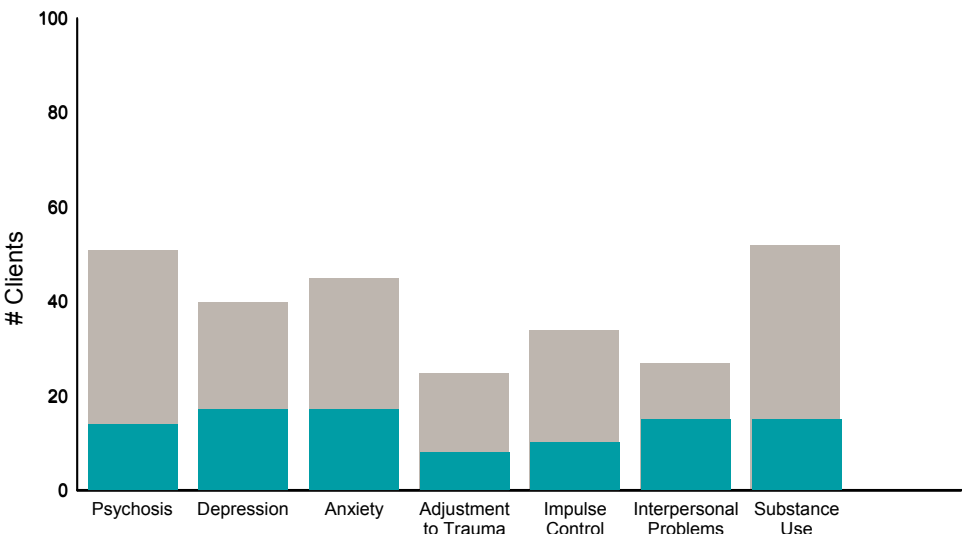


**FY18-19 Q1 Objective A.2 ANSA Outcomes Item-Level Report**  
**Citywide Focus (89113)**

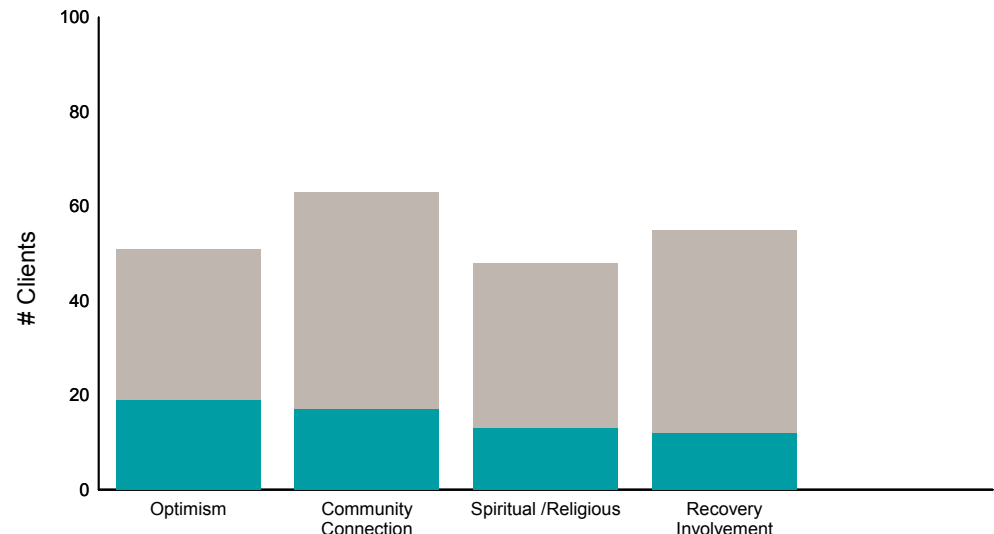
Didn't Improve
  Improved
 This report looks at current ANSAs to see how many clients improved on items rated 2 or 3 from the prior ANSA.

Num of episodes w/ min. 2 ANSAs: **91**      Average days between ANSAs: **342.9**      % clients improved on min. 30% of actionable items: **56% (= 50/90)**

**Behavioral Health Domain**

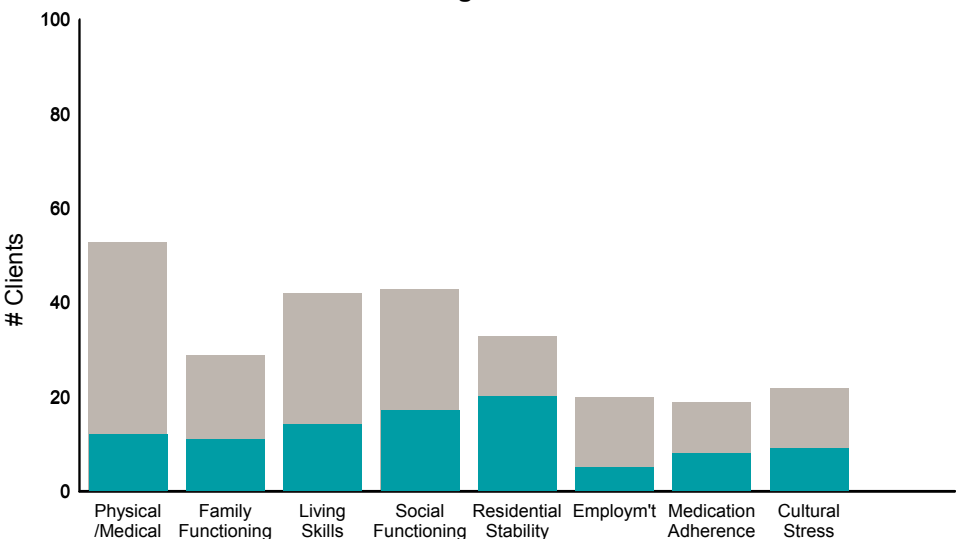


**Strengths**

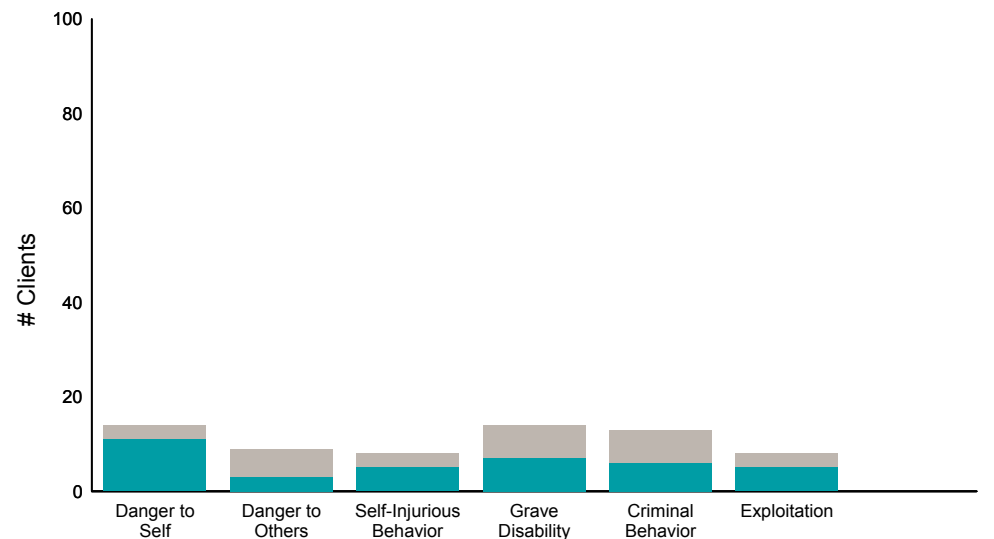


Item	% improvement
Psychosis	27% (14/51)
Depression	43% (17/40)
Anxiety	38% (17/45)
Adjustment to Trauma	32% (8/25)
Impulse Control	29% (10/34)
Interpersonal Problems	56% (15/27)
Substance Use	29% (15/52)
Optimism	37% (19/51)
Community Connection	27% (17/63)
Spiritual /Religious	27% (13/48)
Recovery Involvement	22% (12/55)

**Life Domain Functioning**



**Risk Behaviors**



Item	% improvement
Physical /Medical	23% (12/53)
Family Functioning	38% (11/29)
Living Skills	33% (14/42)
Social Functioning	40% (17/43)
Residential Stability	61% (20/33)
Employ'm't	25% (5/20)
Medication Adherence	42% (8/19)
Cultural Stress	41% (9/22)
Danger to Self	79% (11/14)
Danger to Others	33% (3/9)
Self-Injurious Behavior	63% (5/8)
Grave Disability	50% (7/14)
Criminal Behavior	46% (6/13)
Exploitation	63% (5/8)

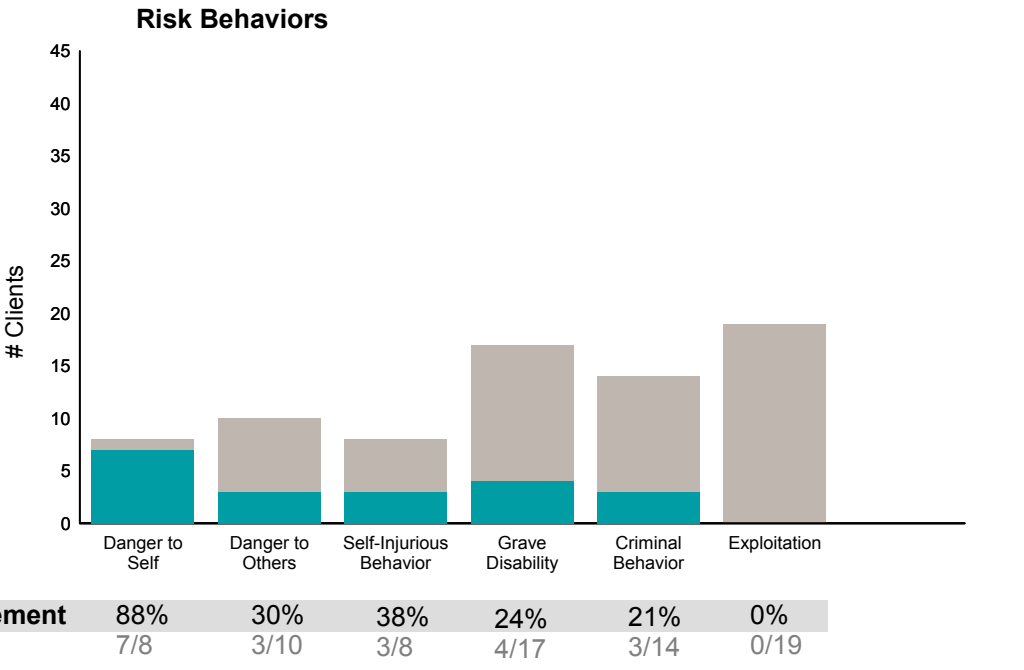
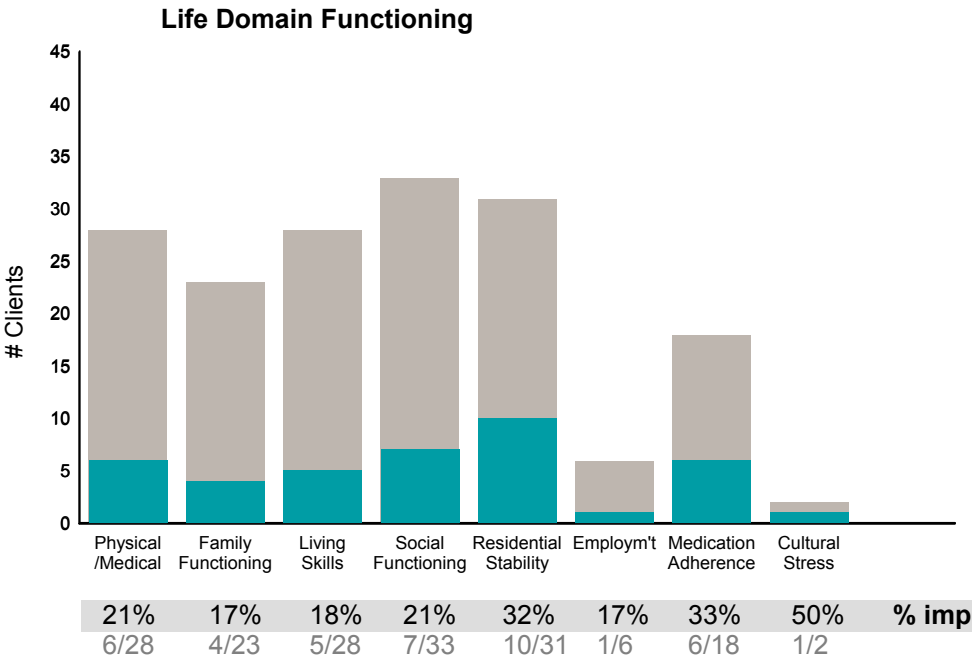
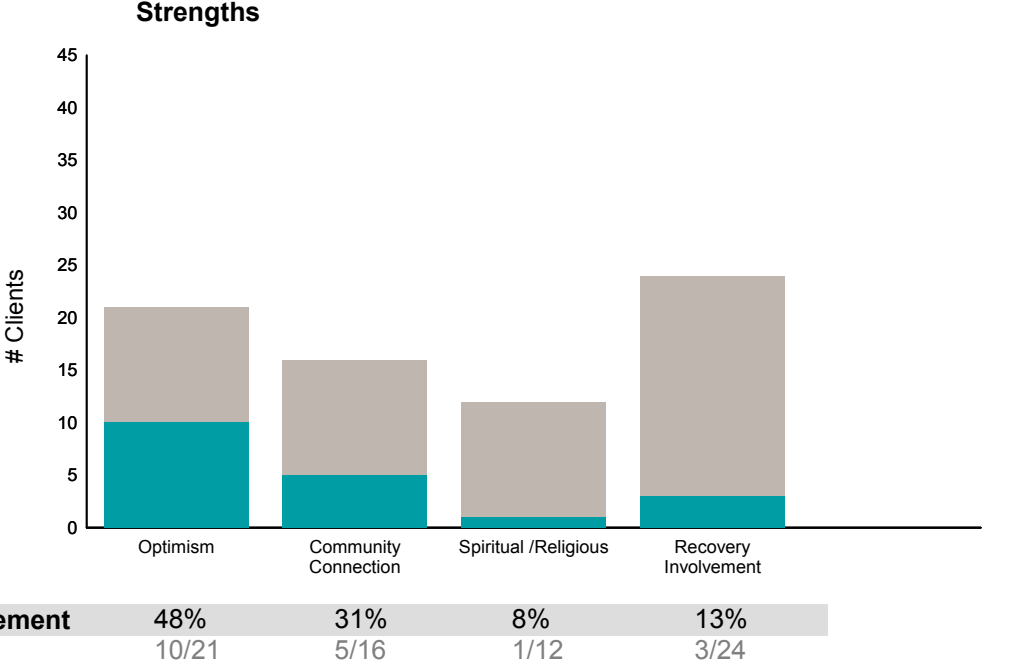
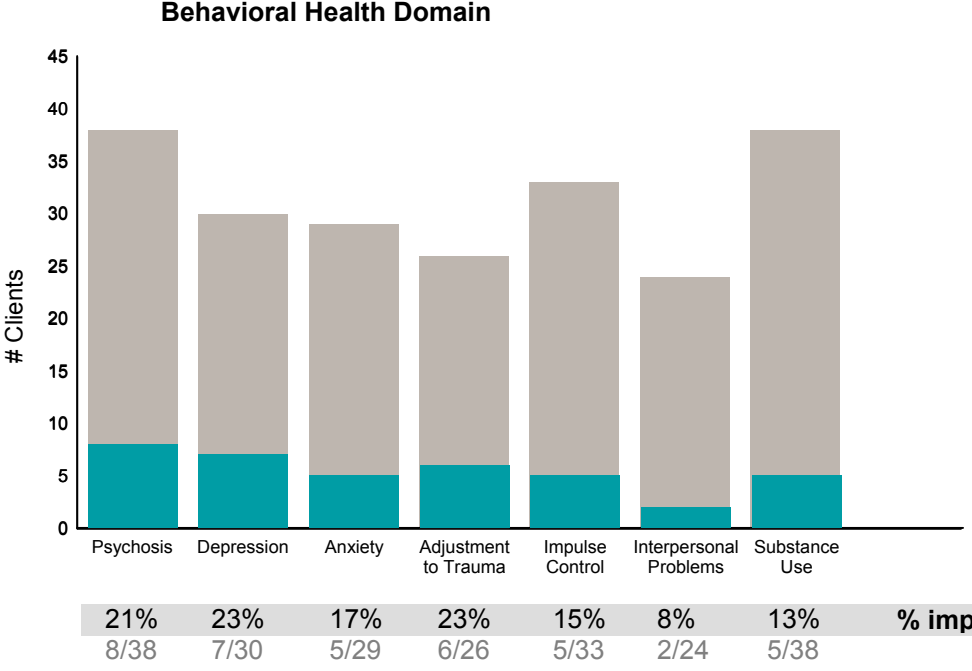
This report reflects data from 7/1/2018 - 9/30/2018



**FY18-19 Q1 Objective A.2 ANSA Outcomes Item-Level Report  
Citywide Forensics (89119)**

Didn't Improve
  Improved
 This report looks at current ANSAs to see how many clients improved on items rated 2 or 3 from the prior ANSA.

Num of episodes w/ min. 2 ANSAs: **43**      Average days between ANSAs: **363.2**      % clients improved on min. 30% of actionable items: **33% (= 14/43)**



This report reflects data from 7/1/2018 - 9/30/2018

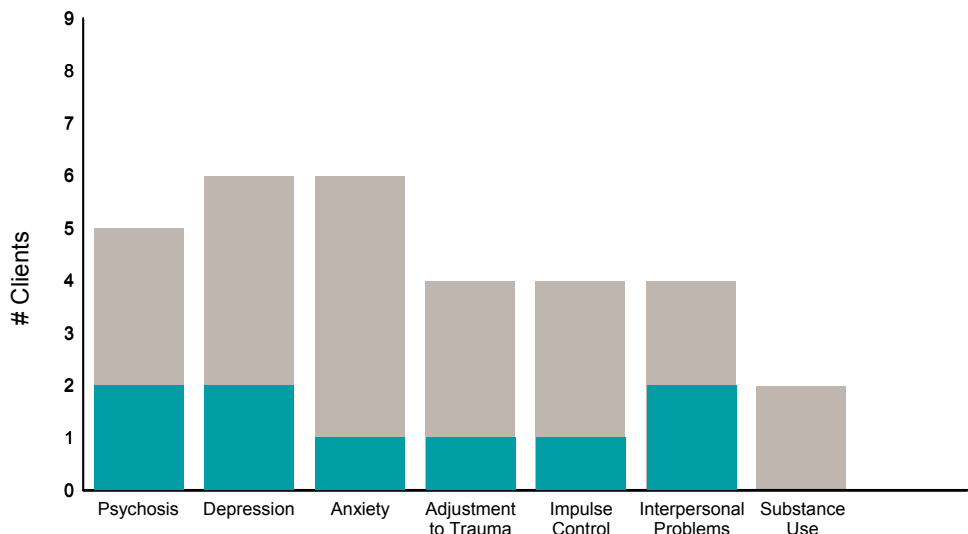


**FY18-19 Q1 Objective A.2 ANSA Outcomes Item-Level Report**  
**Citywide Linkage Team (89114)**

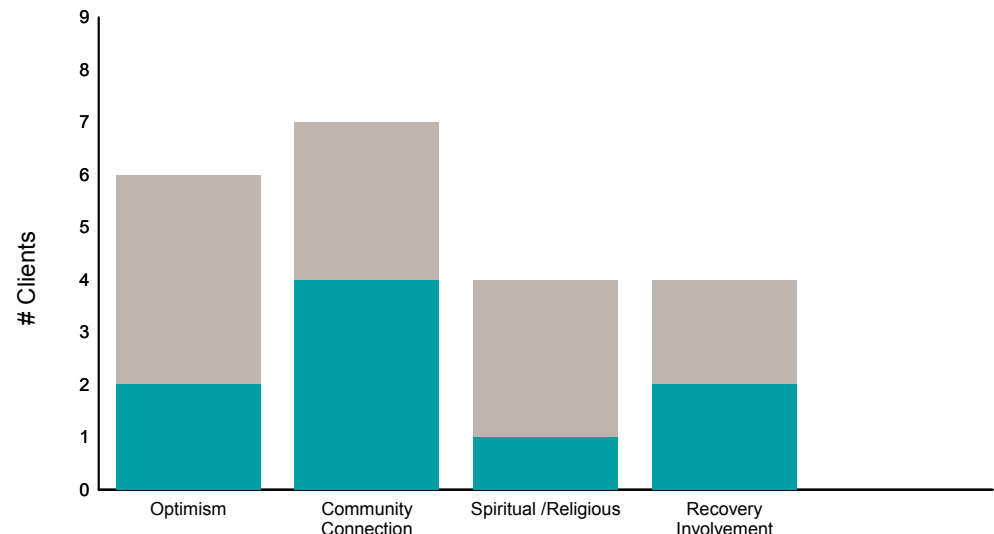
Didn't Improve
  Improved
 This report looks at current ANSAs to see how many clients improved on items rated 2 or 3 from the prior ANSA.

Num of episodes w/ min. 2 ANSAs: **9**      Average days between ANSAs: **170.3**      % clients improved on min. 30% of actionable items: **67% (= 6/9)**

**Behavioral Health Domain**

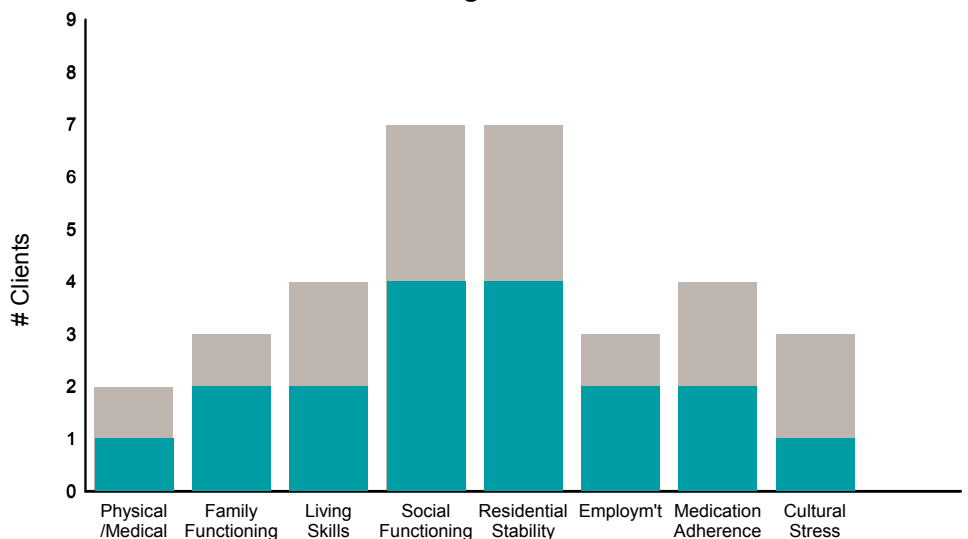


**Strengths**

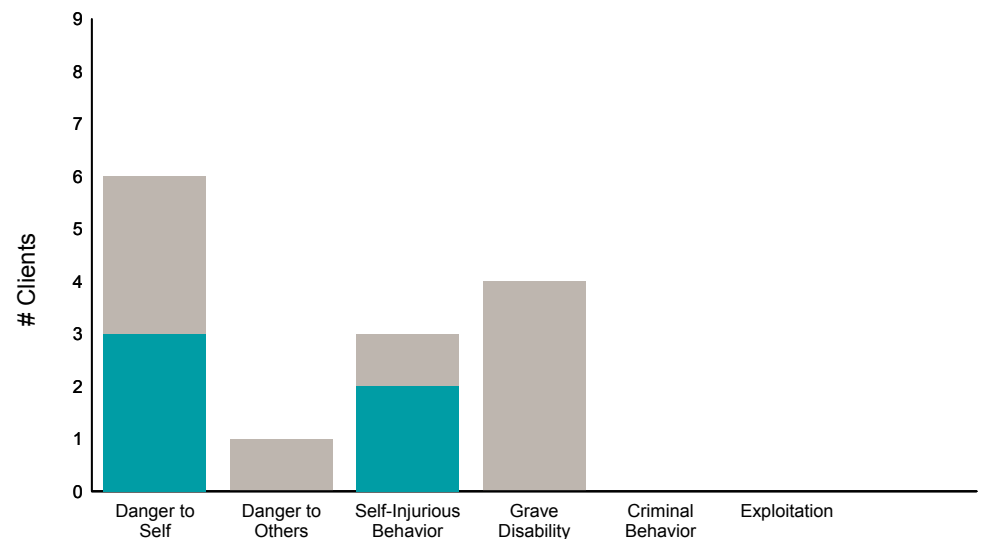


Behavioral Health Domain	Strengths	% improvement
40% 2/5	33% 2/6	33% 2/6
17% 1/6	57% 4/7	57% 4/7
25% 1/4	25% 1/4	25% 1/4
25% 1/4	50% 2/4	50% 2/4
0% 0/2		

**Life Domain Functioning**



**Risk Behaviors**



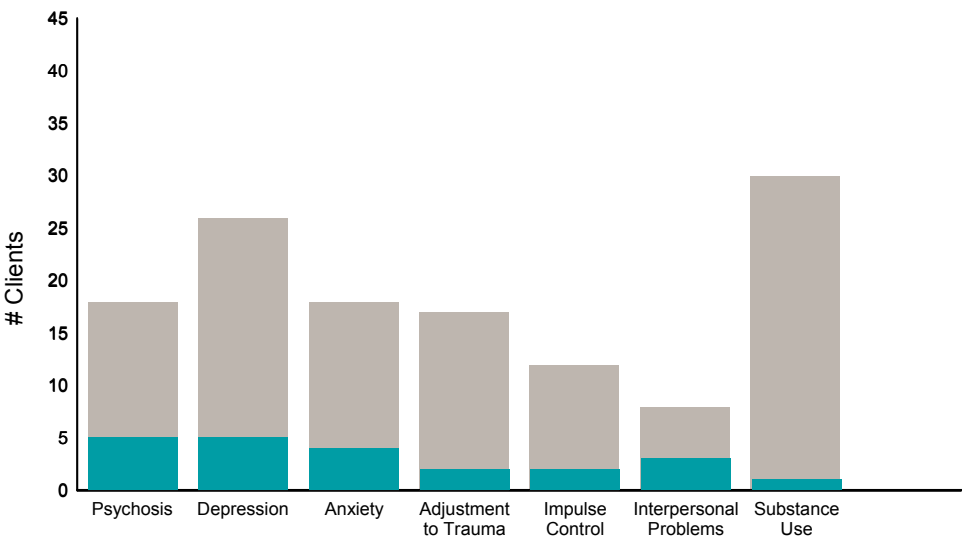
Life Domain Functioning	Risk Behaviors	% improvement
50% 1/2	50% 3/6	50% 3/6
67% 2/3	0% 0/1	0% 0/1
50% 2/4	67% 2/3	67% 2/3
57% 4/7	0% 0/4	0% 0/4
57% 4/7	0% 0/0	0% 0/0
67% 2/3	0% 0/0	0% 0/0
50% 2/4	0% 0/0	0% 0/0
33% 1/3	0% 0/0	0% 0/0

**FY18-19 Q1 Objective A.2 ANSA Outcomes Item-Level Report**  
**Citywide Svc for Supp Housing (8911SH)**

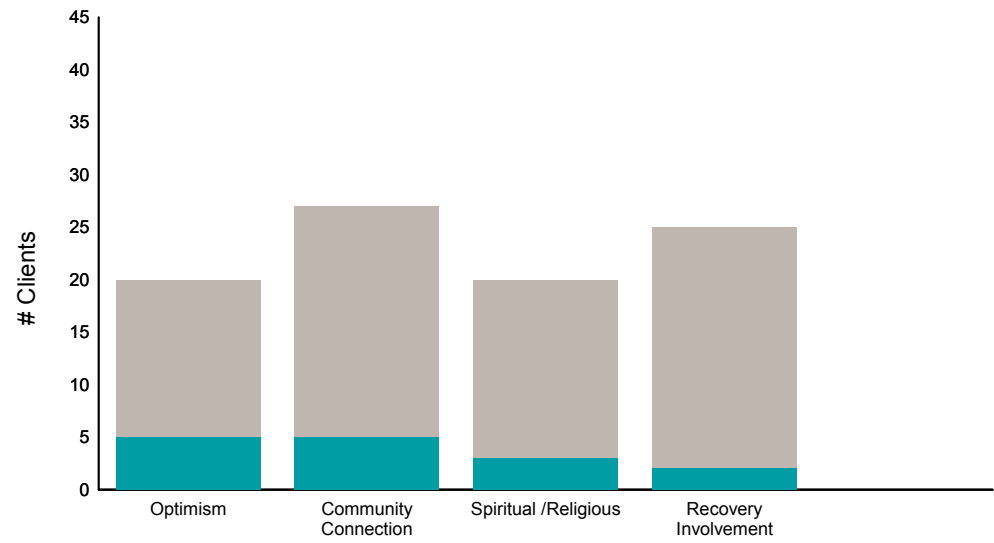
Didn't Improve
  Improved
 This report looks at current ANSAs to see how many clients improved on items rated 2 or 3 from the prior ANSA.

Num of episodes w/ min. 2 ANSAs: **43**      Average days between ANSAs: **367.5**      % clients improved on min. 30% of actionable items: **40% (= 17/43)**

**Behavioral Health Domain**

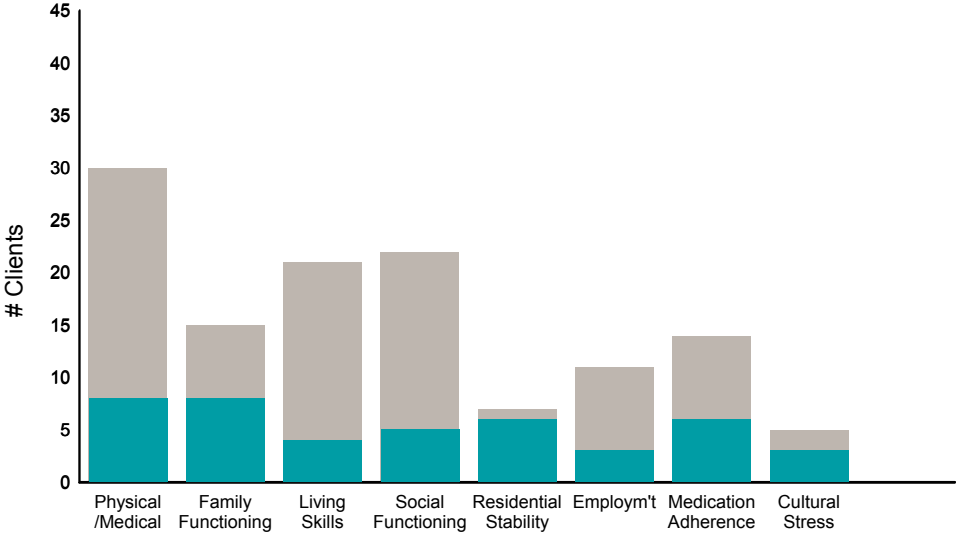


**Strengths**

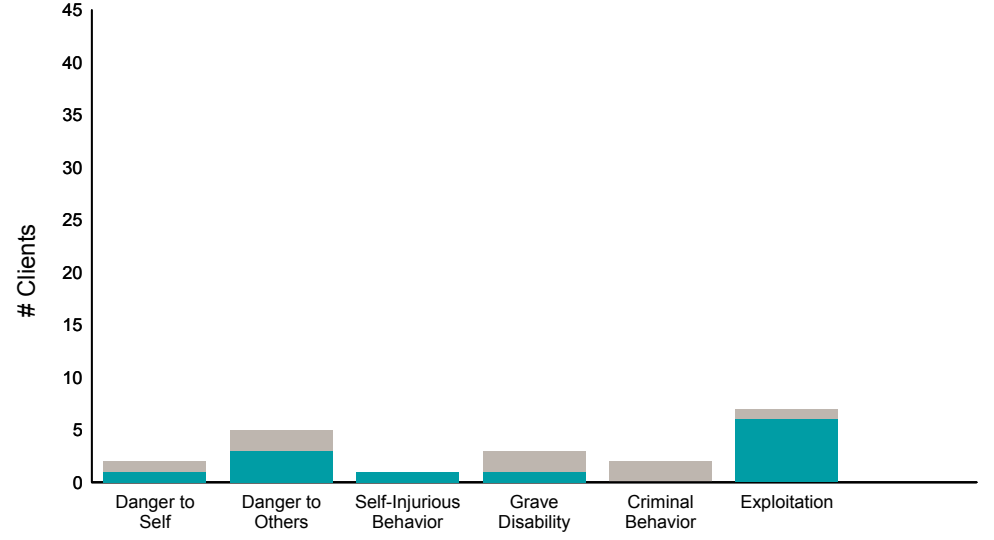


Item	% improvement	Sample Size
Psychosis	28%	5/18
Depression	19%	5/26
Anxiety	22%	4/18
Adjustment to Trauma	12%	2/17
Impulse Control	17%	2/12
Interpersonal Problems	38%	3/8
Substance Use	3%	1/30
Optimism	25%	5/20
Community Connection	19%	5/27
Spiritual /Religious	15%	3/20
Recovery Involvement	8%	2/25

**Life Domain Functioning**



**Risk Behaviors**



Item	% improvement	Sample Size
Physical /Medical	27%	8/30
Family Functioning	53%	8/15
Living Skills	19%	4/21
Social Functioning	23%	5/22
Residential Stability	86%	6/7
Employ'm't	27%	3/11
Medication Adherence	43%	6/14
Cultural Stress	60%	3/5
Danger to Self	50%	1/2
Danger to Others	60%	3/5
Self-Injurious Behavior	100%	1/1
Grave Disability	33%	1/3
Criminal Behavior	0%	0/2
Exploitation	86%	6/7

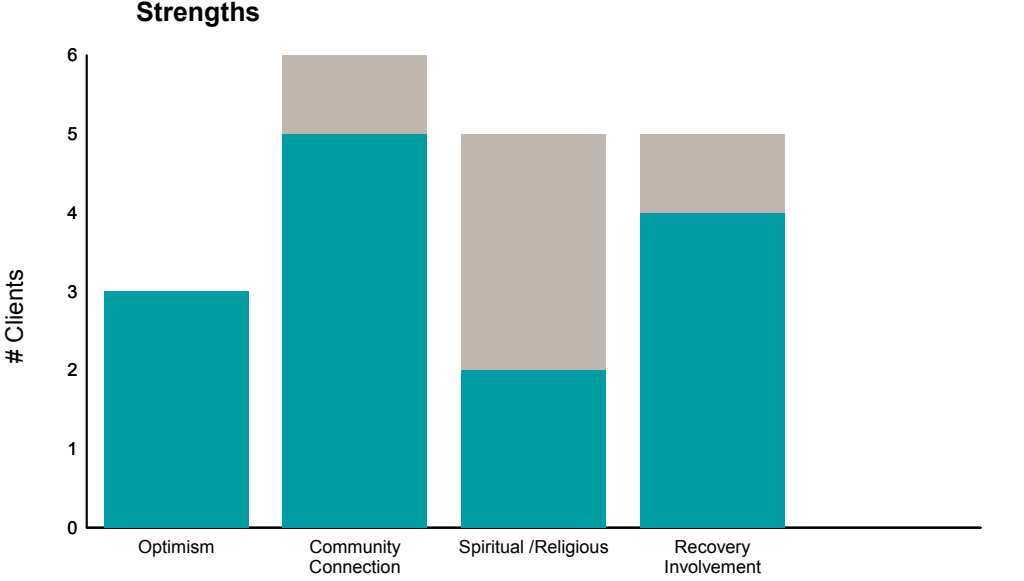
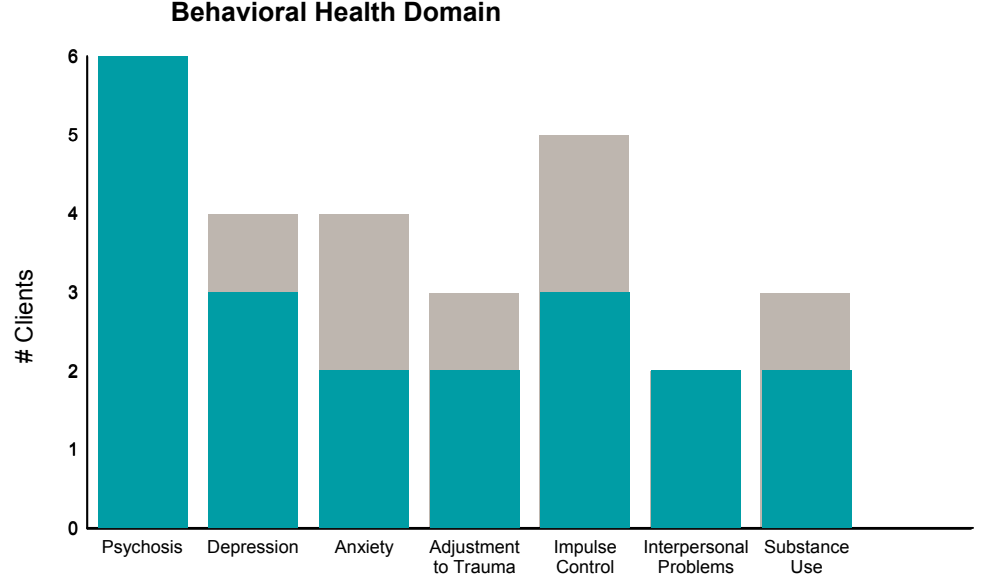
This report reflects data from 7/1/2018 - 9/30/2018



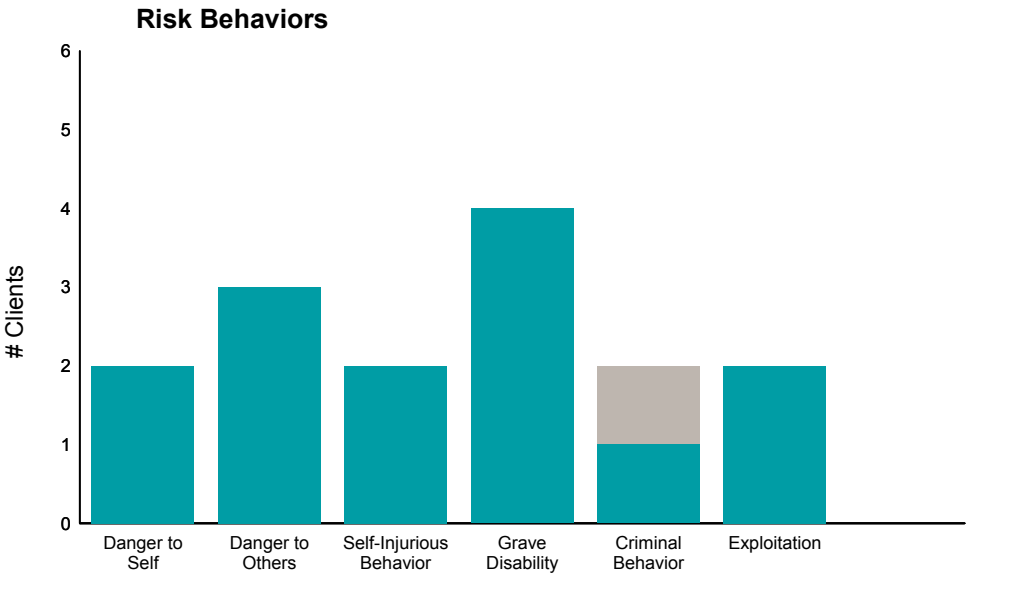
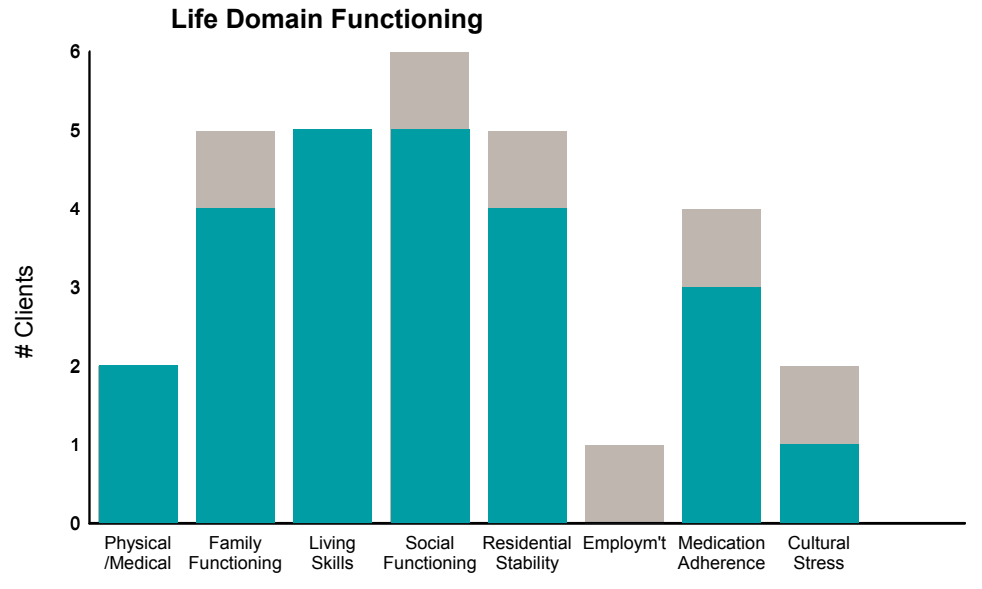
**FY18-19 Q1 Objective A.2 ANSA Outcomes Item-Level Report**  
**Citywide-Assisted Outpatient (8911AO)**

Didn't Improve
  Improved
 This report looks at current ANSAs to see how many clients improved on items rated 2 or 3 from the prior ANSA.

Num of episodes w/ min. 2 ANSAs: **6**      Average days between ANSAs: **226.8**      % clients improved on min. 30% of actionable items: **100% (= 6/6)**



Behavioral Health Domain	Strengths	% improvement
100% 6/6	100% 3/3	
75% 3/4	83% 5/6	
50% 2/4	40% 2/5	
67% 2/3	80% 4/5	
60% 3/5		
100% 2/2		
67% 2/3		



Life Domain Functioning	Risk Behaviors	% improvement
100% 2/2	100% 2/2	
80% 4/5	100% 3/3	
100% 5/5	100% 2/2	
83% 5/6	100% 4/4	
80% 4/5	50% 1/2	
75% 3/4	100% 2/2	
50% 1/2		

This report reflects data from 7/1/2018 - 9/30/2018

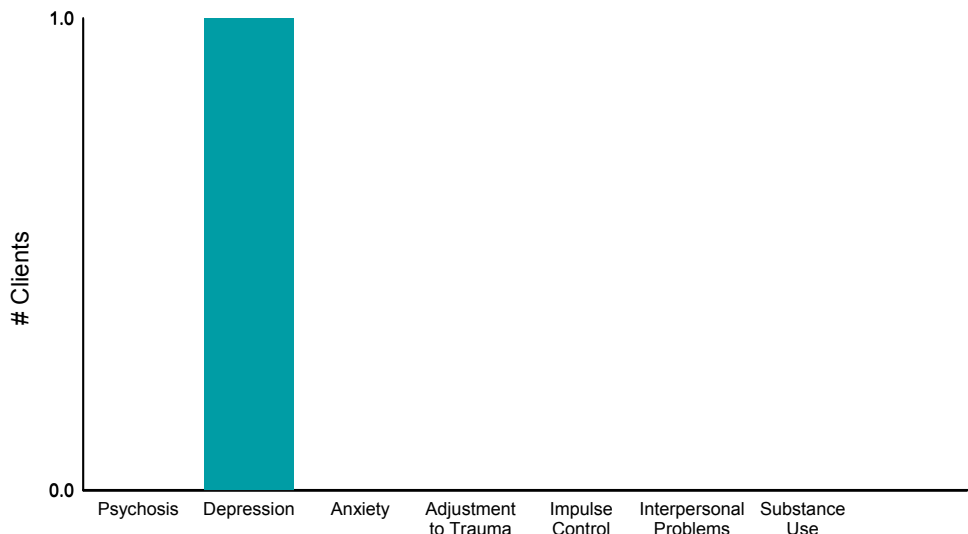


FY18-19 Q1 Objective A.2 ANSA Outcomes Item-Level Report  
 CJCBS VIP Child Abuse Inter Prg(881010)

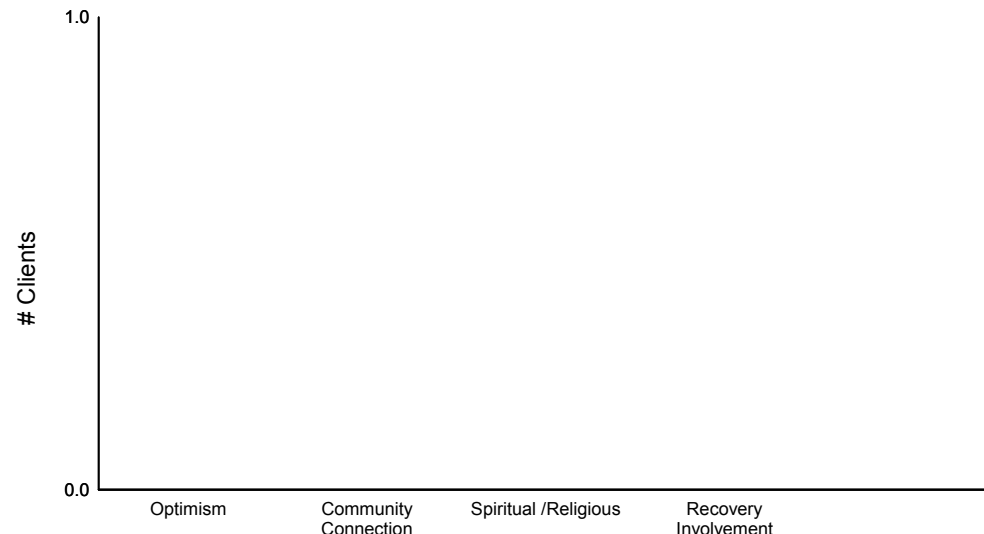
Didn't Improve
  Improved
 This report looks at current ANSAs to see how many clients improved on items rated 2 or 3 from the prior ANSA.

Num of episodes w/ min. 2 ANSAs: 1      Average days between ANSAs: 166.0      % clients improved on min. 30% of actionable items: **100% (= 1/1)**

**Behavioral Health Domain**

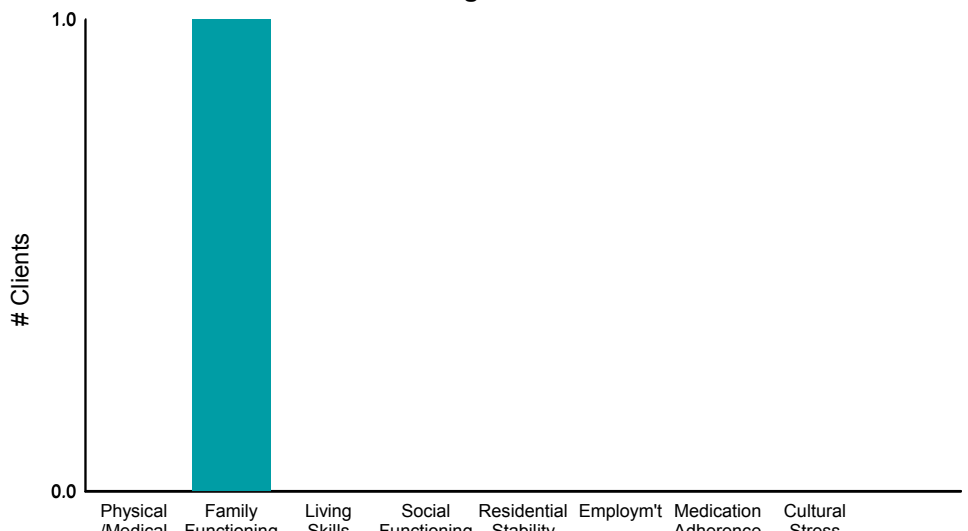


**Strengths**



Item	% improvement
Psychosis	0% (0/0)
Depression	100% (1/1)
Anxiety	0% (0/0)
Adjustment to Trauma	0% (0/0)
Impulse Control	0% (0/0)
Interpersonal Problems	0% (0/0)
Substance Use	0% (0/0)
Optimism	0% (0/0)
Community Connection	0% (0/0)
Spiritual /Religious	0% (0/0)
Recovery Involvement	0% (0/0)

**Life Domain Functioning**



**Risk Behaviors**

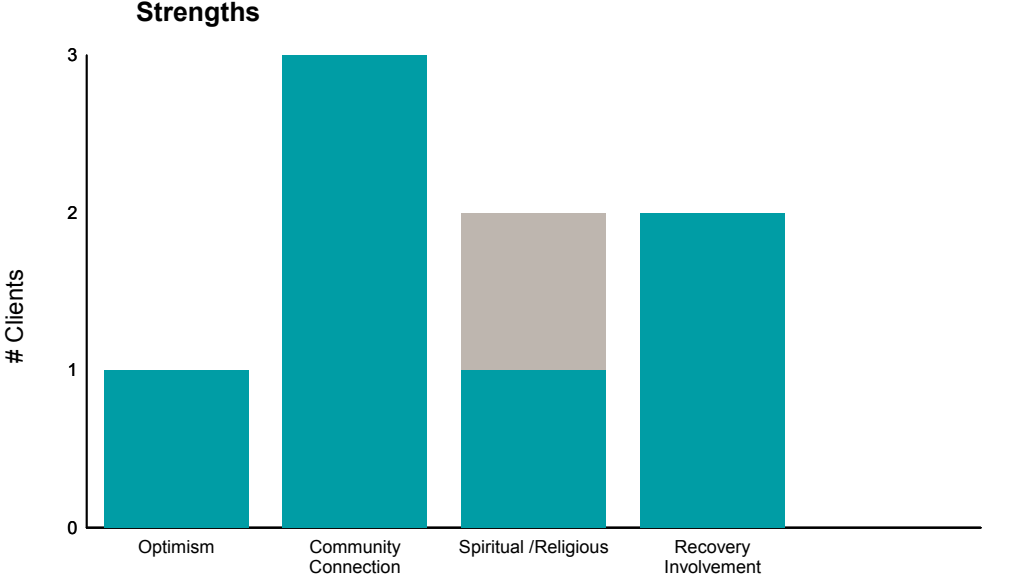
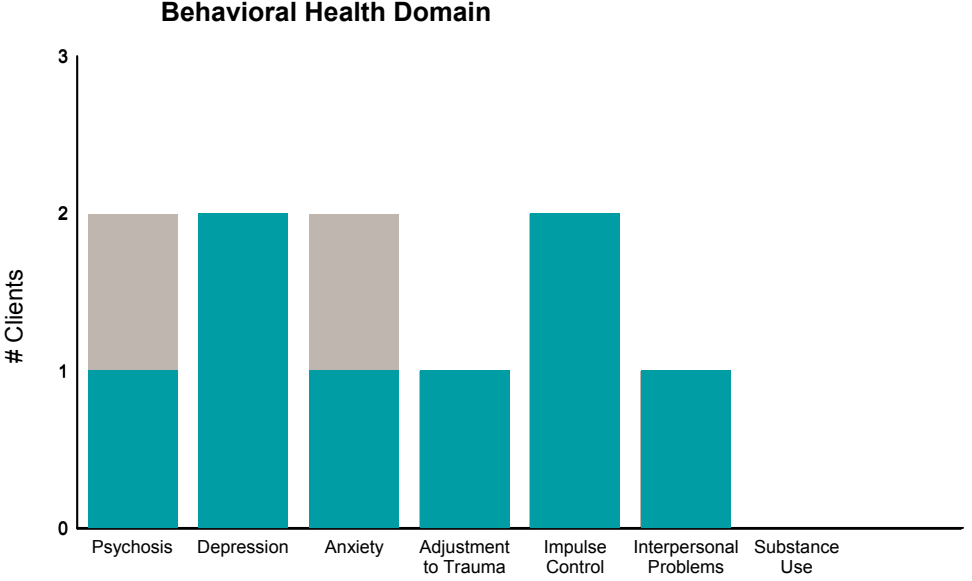


Item	% improvement
Physical /Medical	0% (0/0)
Family Functioning	100% (1/1)
Living Skills	0% (0/0)
Social Functioning	0% (0/0)
Residential Stability	0% (0/0)
Employment	0% (0/0)
Medication Adherence	0% (0/0)
Cultural Stress	0% (0/0)
Danger to Self	0% (0/0)
Danger to Others	0% (0/0)
Self-Injurious Behavior	0% (0/0)
Grave Disability	0% (0/0)
Criminal Behavior	0% (0/0)
Exploitation	0% (0/0)

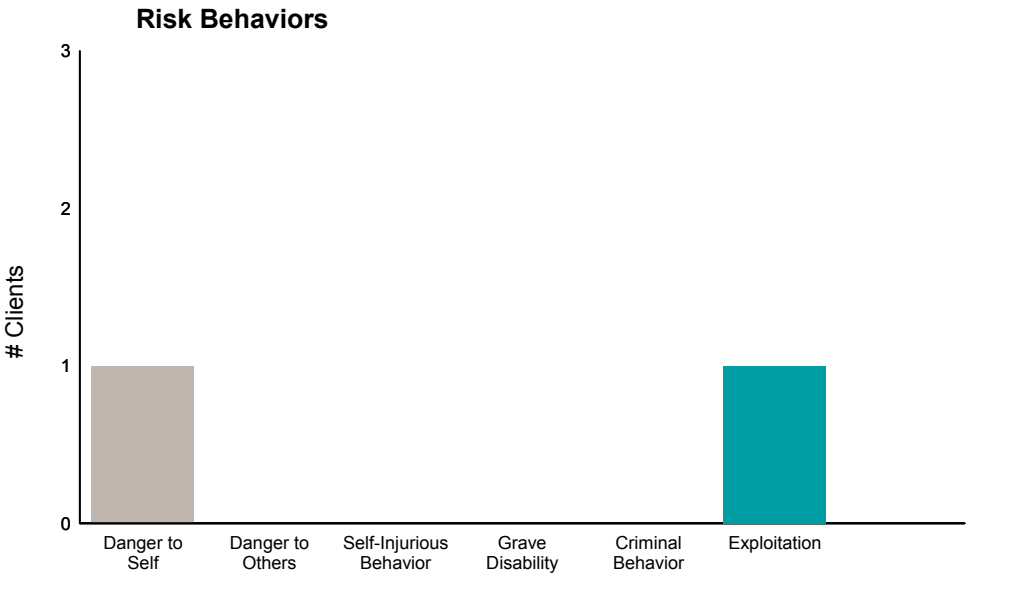
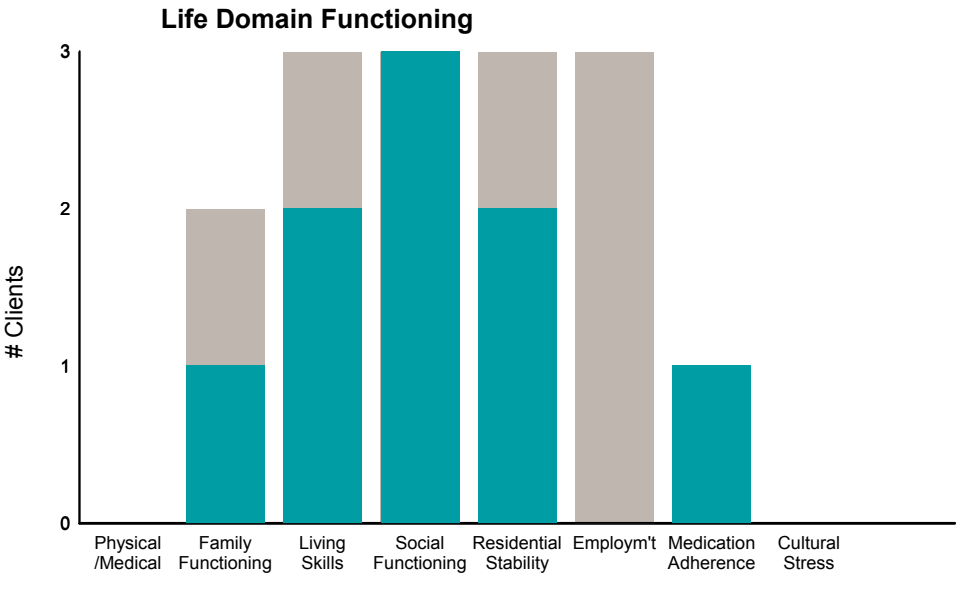
**FY18-19 Q1 Objective A.2 ANSA Outcomes Item-Level Report**  
**Clay Street Residential & Day Treatment (89851, 89852)**

Didn't Improve
  Improved
 This report looks at current ANSAs to see how many clients improved on items rated 2 or 3 from the prior ANSA.

Num of episodes w/ min. 2 ANSAs: **3**      Average days between ANSAs: **363.0**      % clients improved on min. 30% of actionable items: **100% (= 3/3)**



Item	Improved	Didn't Improve	% improvement
Psychosis	1/2	1/2	50%
Depression	2/2	0/0	100%
Anxiety	1/2	1/2	50%
Adjustment to Trauma	1/1	0/0	100%
Impulse Control	2/2	0/0	100%
Interpersonal Problems	1/1	0/0	100%
Substance Use	0/0	0/0	0%
<b>% improvement</b>			
Optimism	1/1	0/0	100%
Community Connection	3/3	0/0	100%
Spiritual /Religious	1/2	1/2	50%
Recovery Involvement	2/2	0/0	100%



Item	Improved	Didn't Improve	% improvement
Physical /Medical	0/0	0/0	0%
Family Functioning	1/2	1/2	50%
Living Skills	2/3	1/3	67%
Social Functioning	3/3	0/0	100%
Residential Stability	2/3	1/3	67%
Employm't	0/3	3/3	0%
Medication Adherence	1/1	0/0	100%
Cultural Stress	0/0	0/0	0%
<b>% improvement</b>			
Danger to Self	0/1	1/1	0%
Danger to Others	0/0	0/0	0%
Self-Injurious Behavior	0/0	0/0	0%
Grave Disability	0/0	0/0	0%
Criminal Behavior	0/0	0/0	0%
Exploitation	1/1	0/0	100%

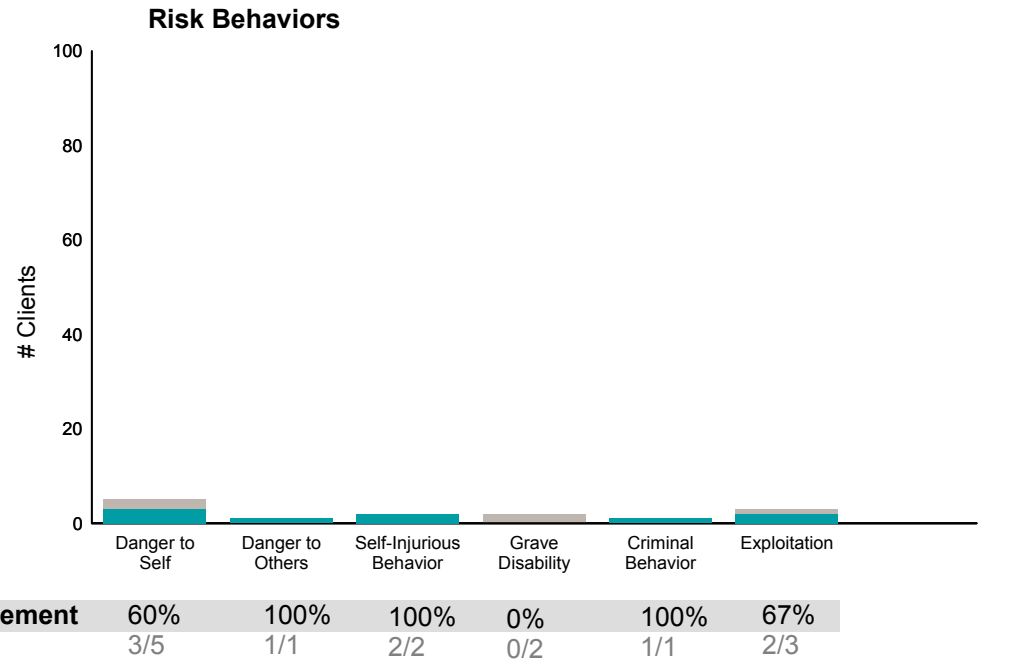
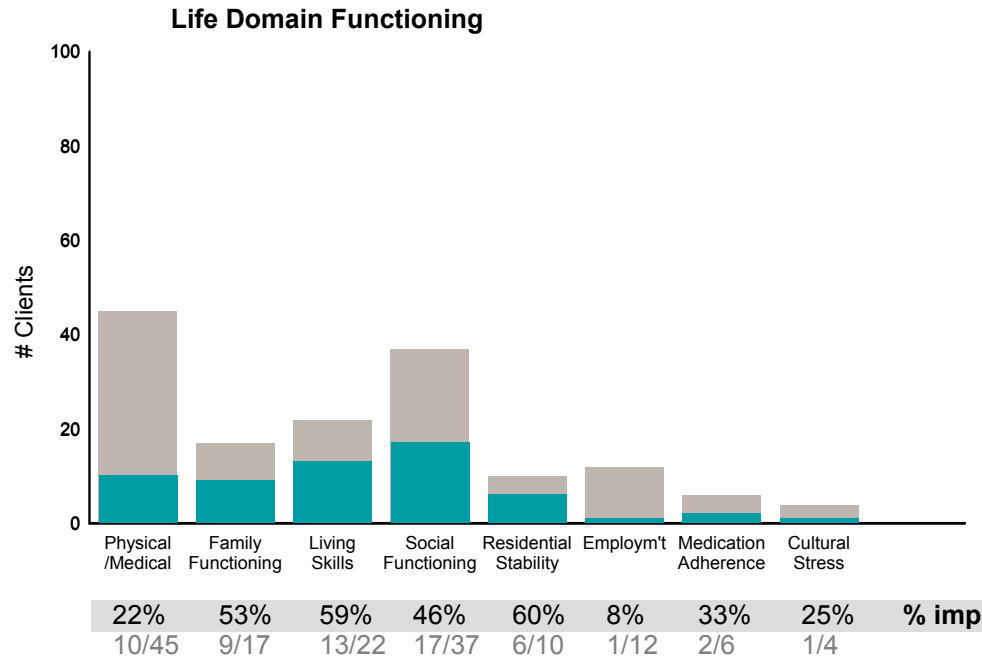
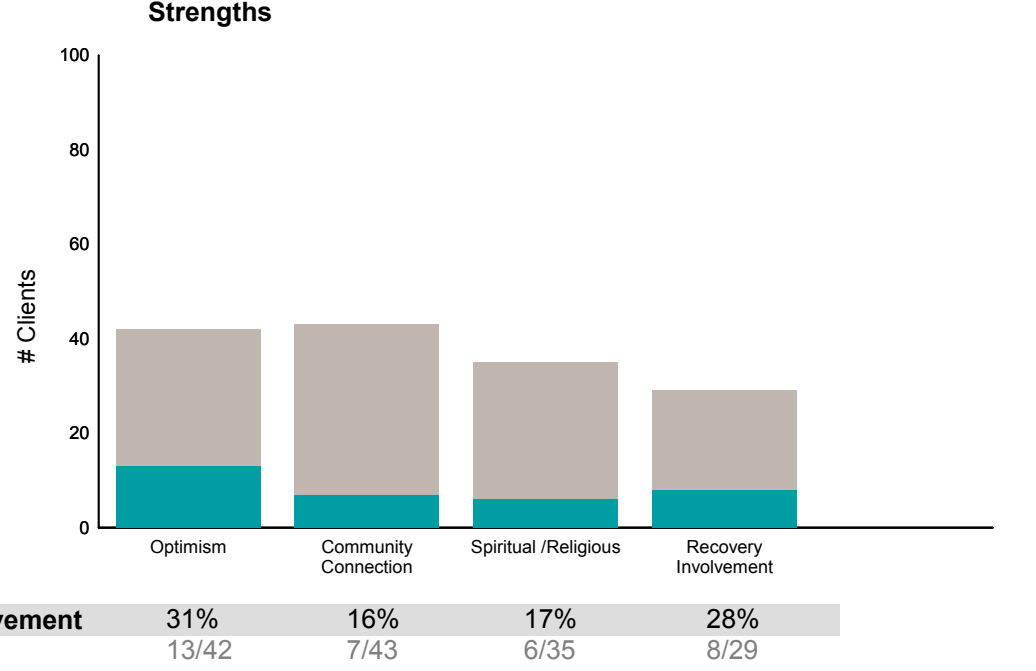
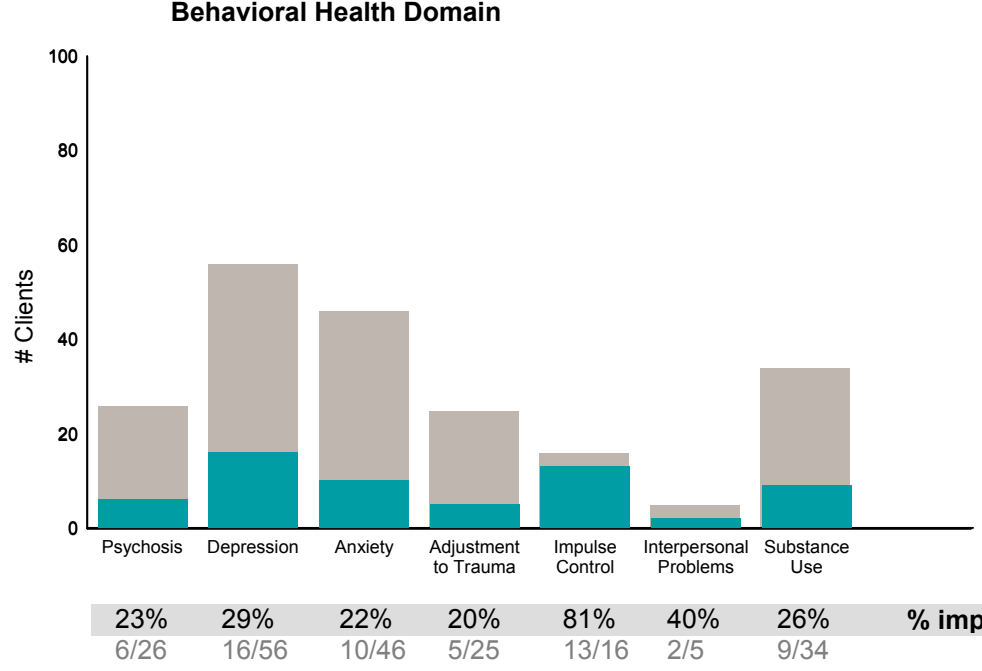
This report reflects data from 7/1/2018 - 9/30/2018



**FY18-19 Q1 Objective A.2 ANSA Outcomes Item-Level Report**  
**Conard House Outpatient Services (89492)**

Didn't Improve
  Improved
 This report looks at current ANSAs to see how many clients improved on items rated 2 or 3 from the prior ANSA.

Num of episodes w/ min. 2 ANSAs: **88**      Average days between ANSAs: **342.1**      % clients improved on min. 30% of actionable items: **49% (= 42/86)**



This report reflects data from 7/1/2018 - 9/30/2018



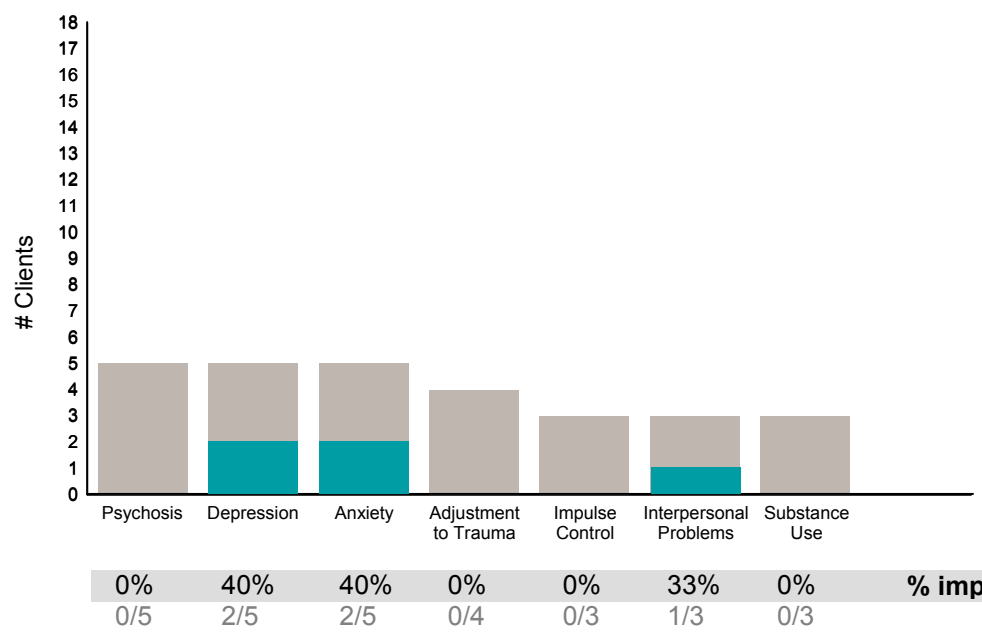


FY18-19 Q1 Objective A.2 ANSA Outcomes Item-Level Report  
 Cooperative Apartment P.P Opt (3838OP)

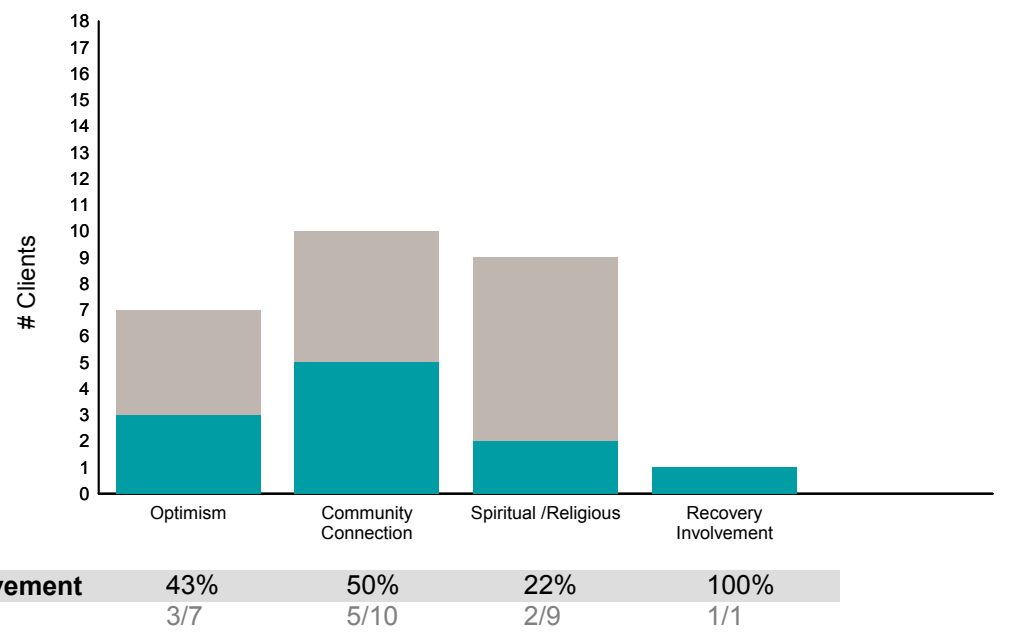
Didn't Improve
  Improved
 This report looks at current ANSAs to see how many clients improved on items rated 2 or 3 from the prior ANSA.

Num of episodes w/ min. 2 ANSAs: 18      Average days between ANSAs: 296.7      % clients improved on min. 30% of actionable items: **65% (= 11/17)**

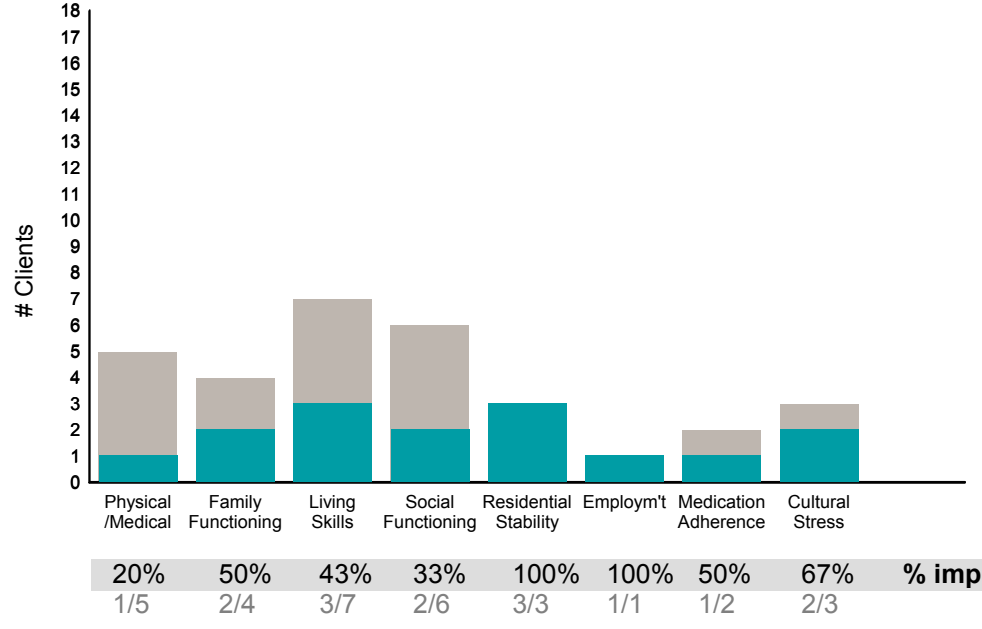
**Behavioral Health Domain**



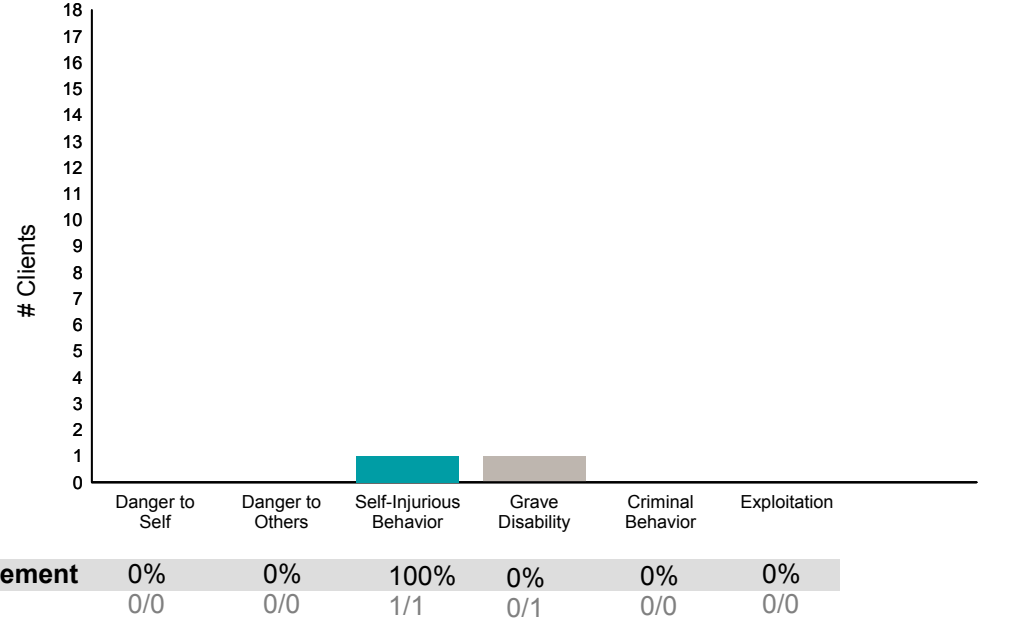
**Strengths**



**Life Domain Functioning**



**Risk Behaviors**



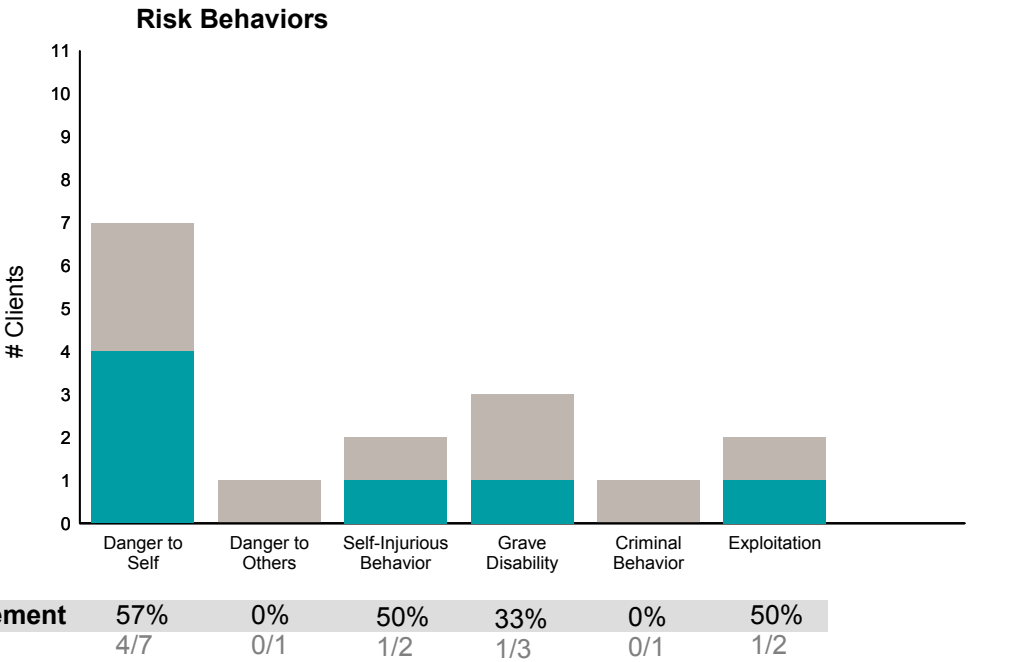
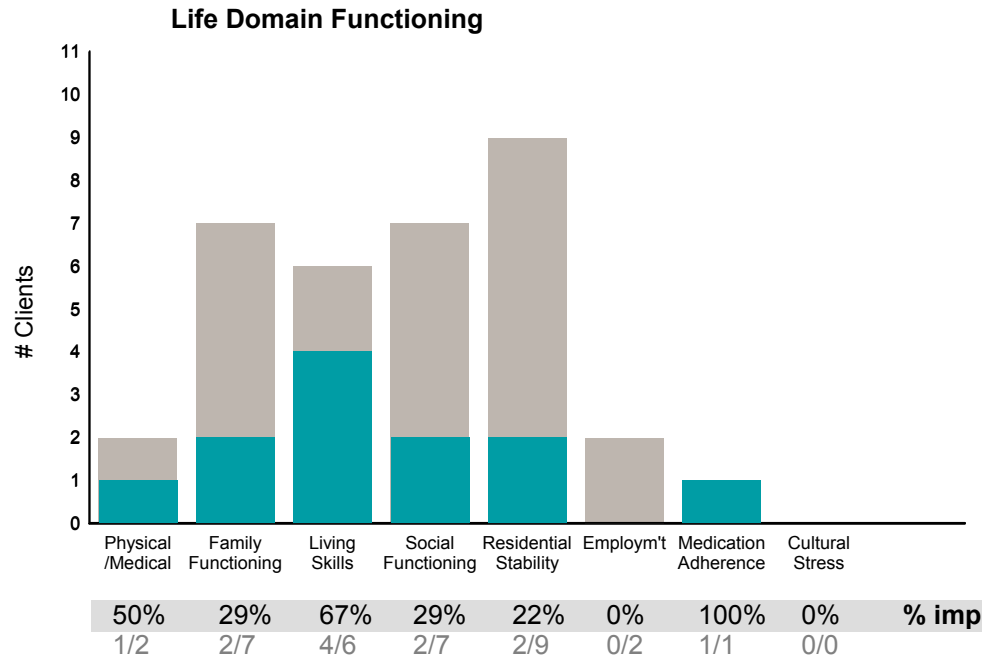
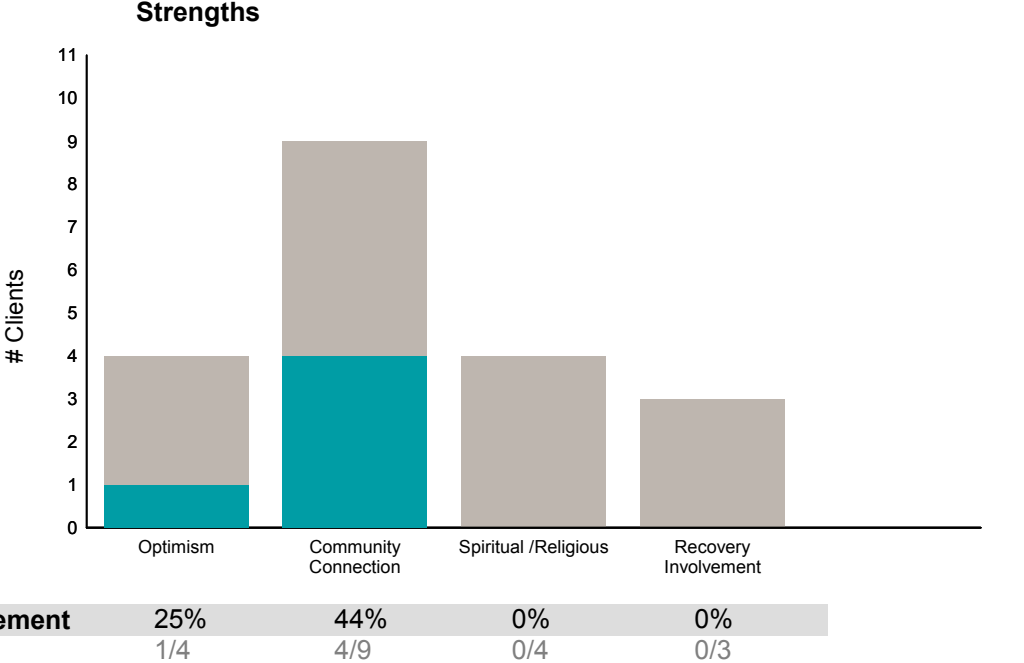
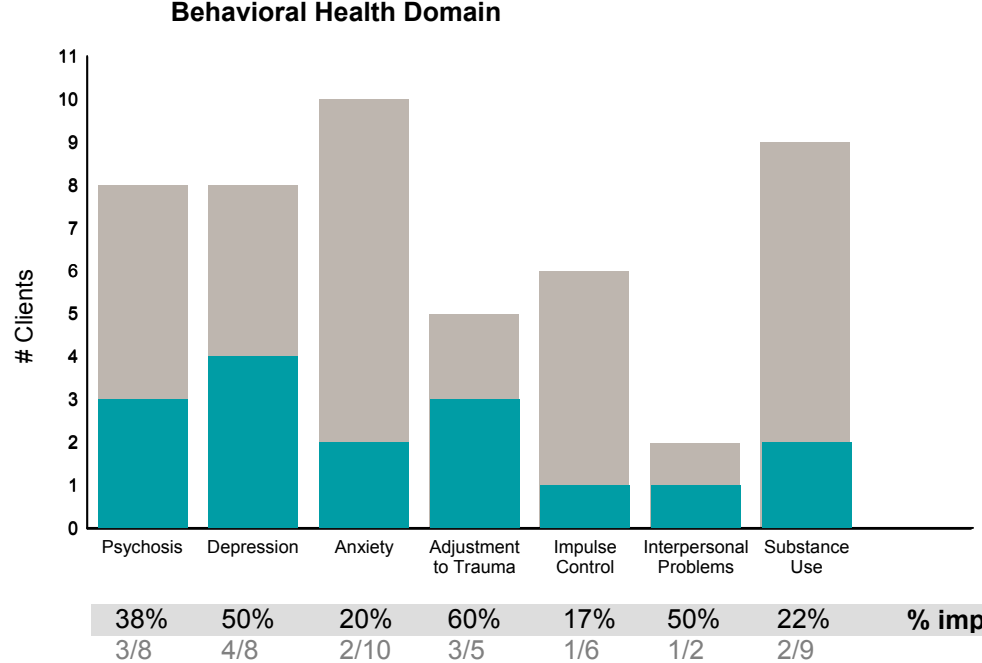
This report reflects data from 7/1/2018 - 9/30/2018



**FY18-19 Q1 Objective A.2 ANSA Outcomes Item-Level Report**  
**Cortland House Residential Prog (38631)**

Didn't Improve
  Improved
 This report looks at current ANSAs to see how many clients improved on items rated 2 or 3 from the prior ANSA.

Num of episodes w/ min. 2 ANSAs: **11**      Average days between ANSAs: **77.7**      % clients improved on min. 30% of actionable items: **45% (= 5/11)**



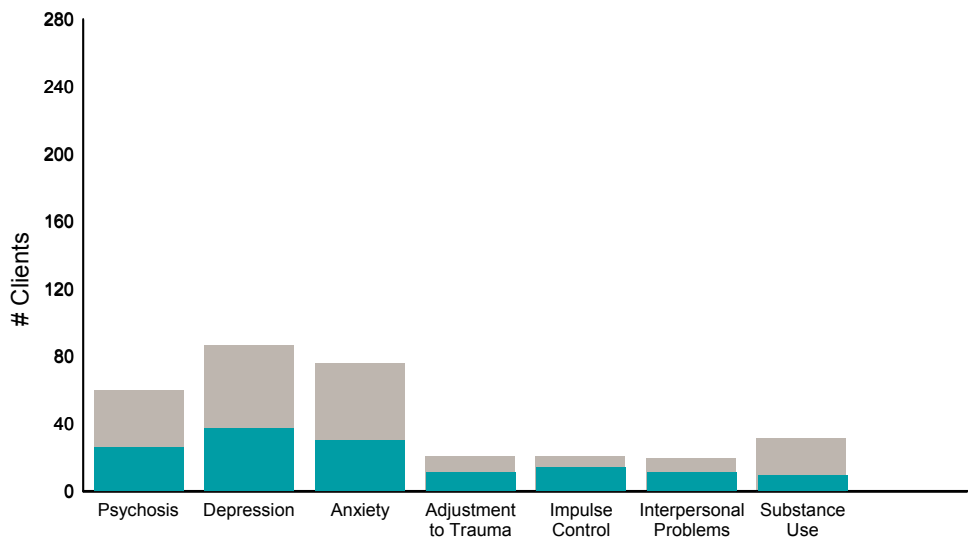
This report reflects data from 7/1/2018 - 9/30/2018



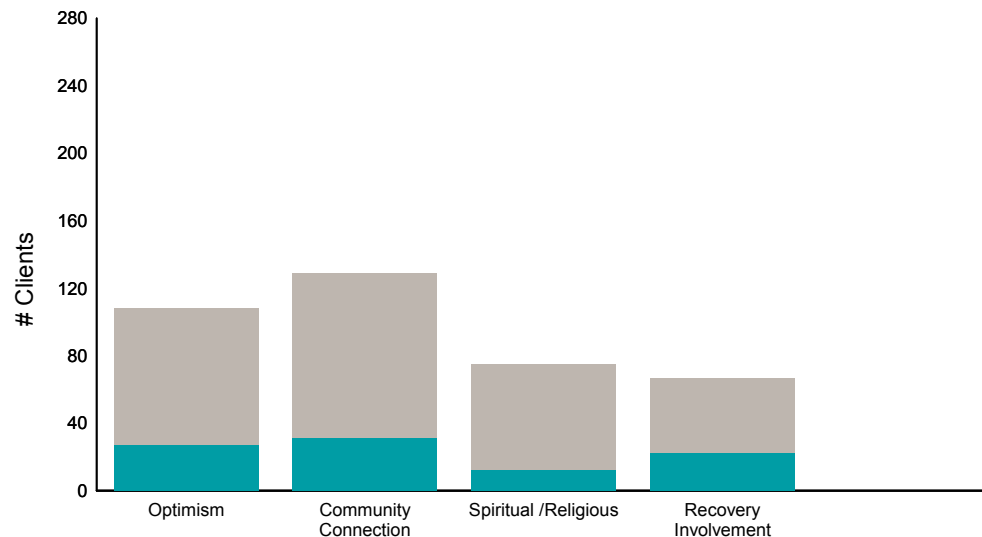
Didn't Improve
  Improved
 This report looks at current ANSAs to see how many clients improved on items rated 2 or 3 from the prior ANSA.

Num of episodes w/ min. 2 ANSAs: 254      Average days between ANSAs: 370.6      % clients improved on min. 30% of actionable items: **52% (= 113/216)**

**Behavioral Health Domain**

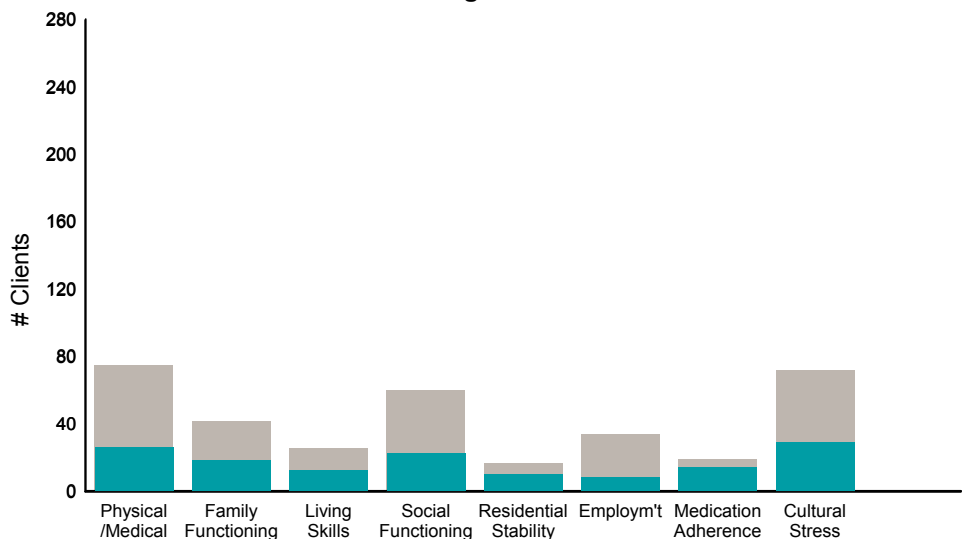


**Strengths**




Item	% improvement
Psychosis	43% (26/60)
Depression	43% (37/87)
Anxiety	39% (30/76)
Adjustment to Trauma	52% (11/21)
Impulse Control	67% (14/21)
Interpersonal Problems	55% (11/20)
Substance Use	28% (9/32)
Optimism	25% (27/108)
Community Connection	24% (31/129)
Spiritual /Religious	16% (12/75)
Recovery Involvement	33% (22/67)

**Life Domain Functioning**



**Risk Behaviors**

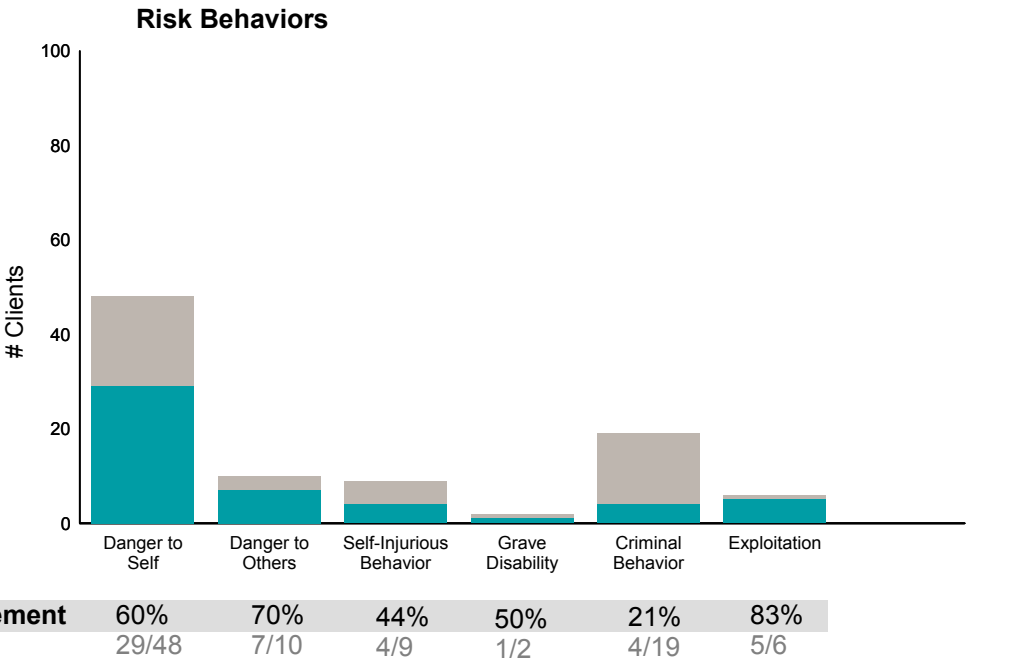
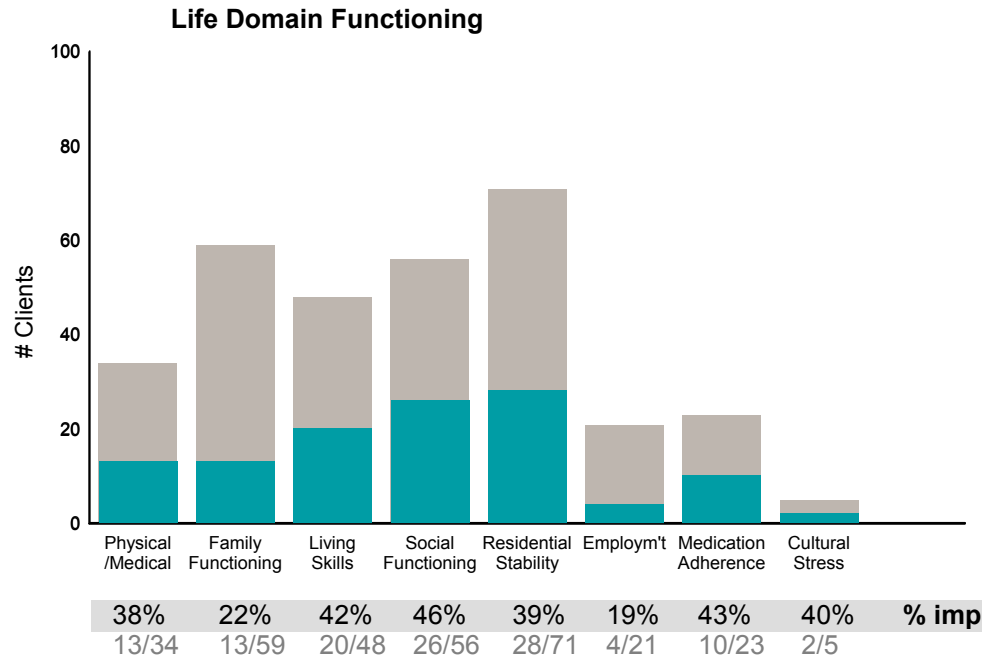
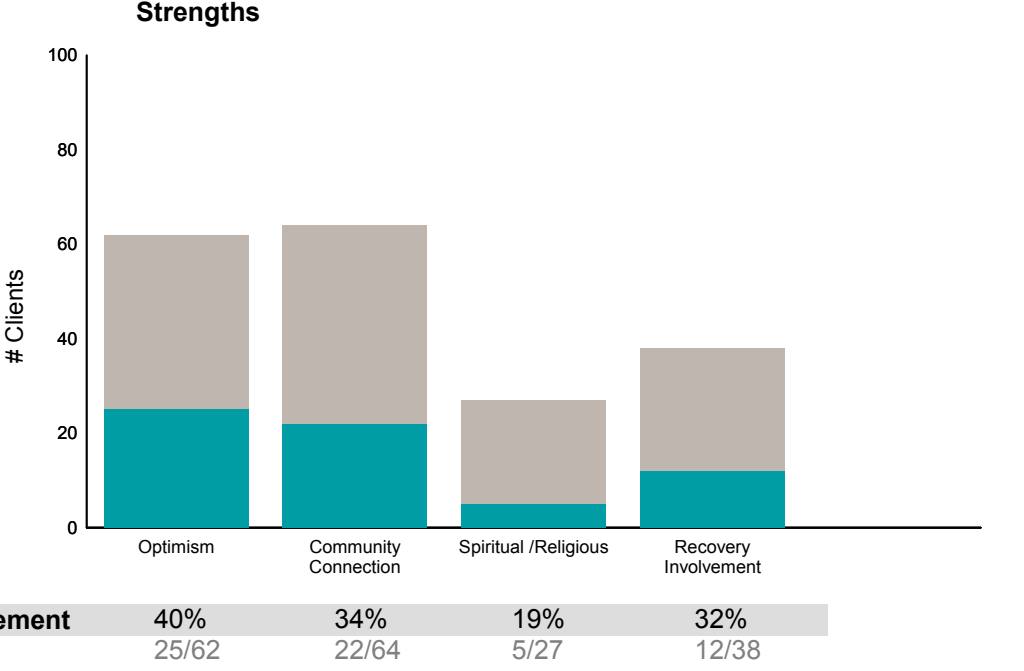
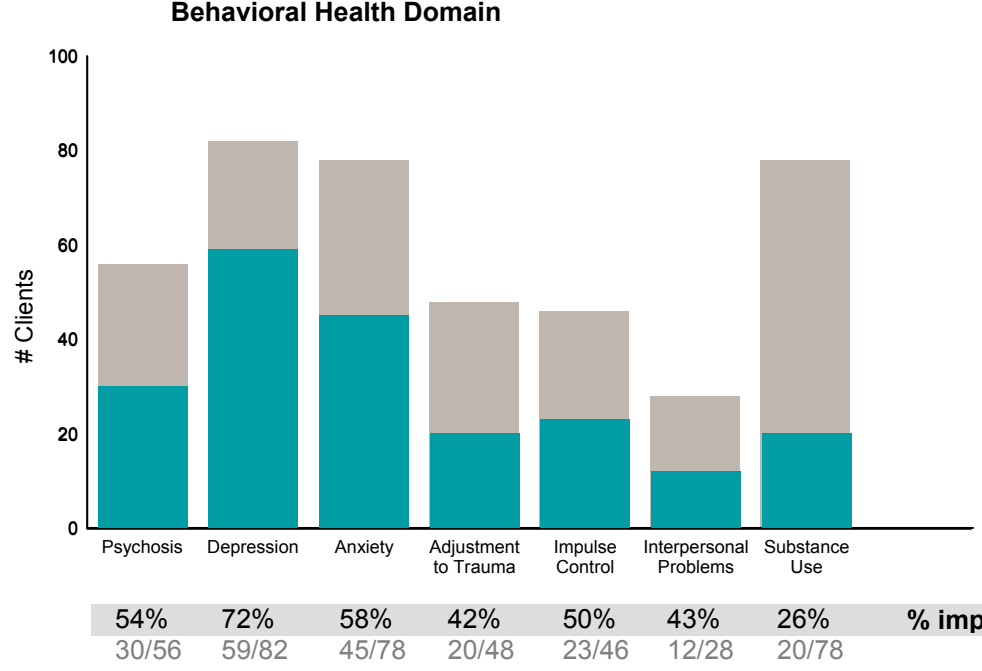


Item	% improvement
Physical /Medical	35% (26/75)
Family Functioning	43% (18/42)
Living Skills	46% (12/26)
Social Functioning	37% (22/60)
Residential Stability	59% (10/17)
Employ'm't	24% (8/34)
Medication Adherence	74% (14/19)
Cultural Stress	40% (29/72)
Danger to Self	100% (3/3)
Danger to Others	100% (1/1)
Self-Injurious Behavior	100% (1/1)
Grave Disability	100% (1/1)
Criminal Behavior	100% (1/1)
Exploitation	0% (0/0)

**FY18-19 Q1 Objective A.2 ANSA Outcomes Item-Level Report**  
**Dore House Crisis Res & OP (38GM3 & 38GM1)**

Didn't Improve
  Improved
 This report looks at current ANSAs to see how many clients improved on items rated 2 or 3 from the prior ANSA.

Num of episodes w/ min. 2 ANSAs: **87**      Average days between ANSAs: **54.3**      % clients improved on min. 30% of actionable items: **71% (= 62/87)**



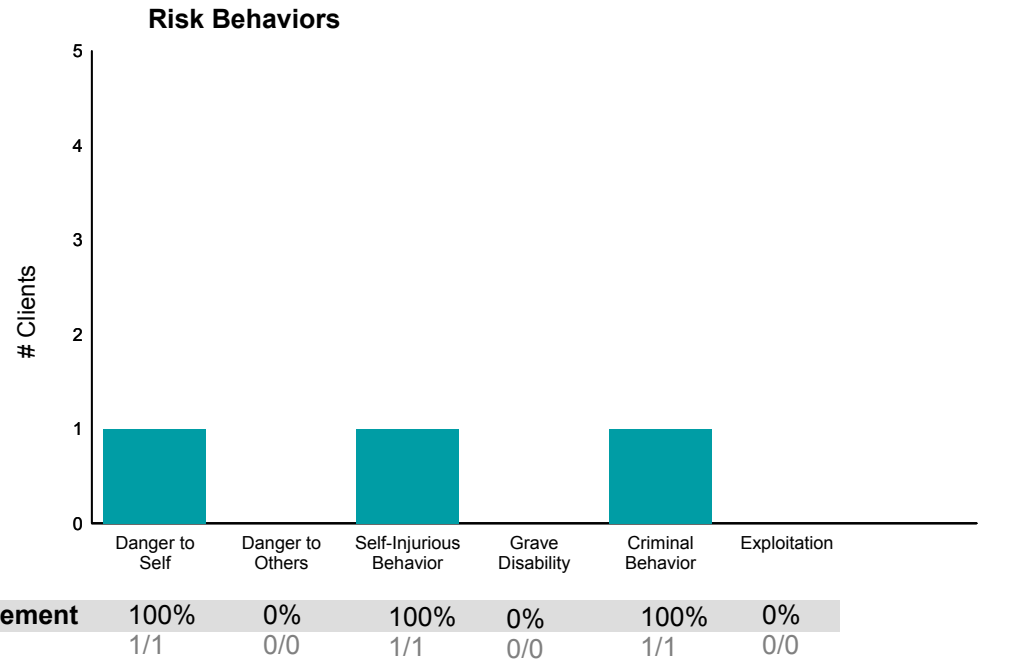
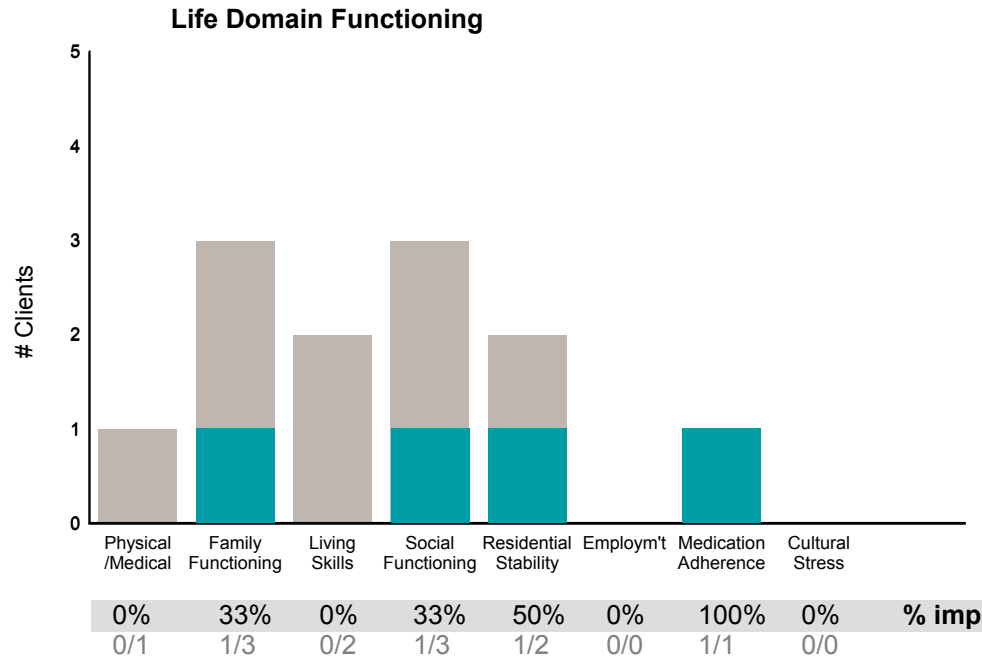
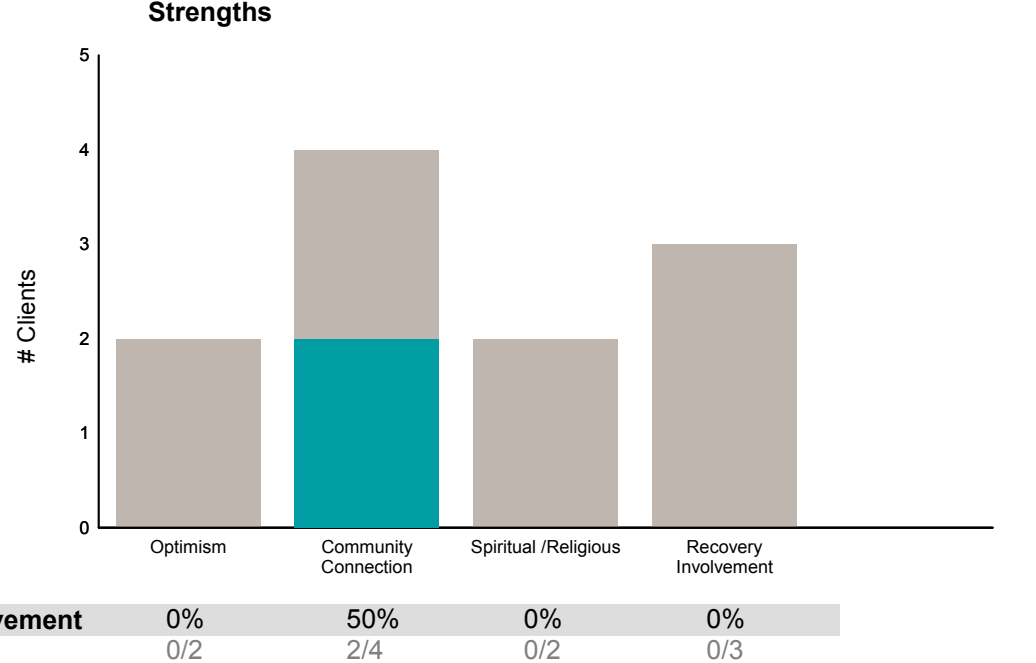
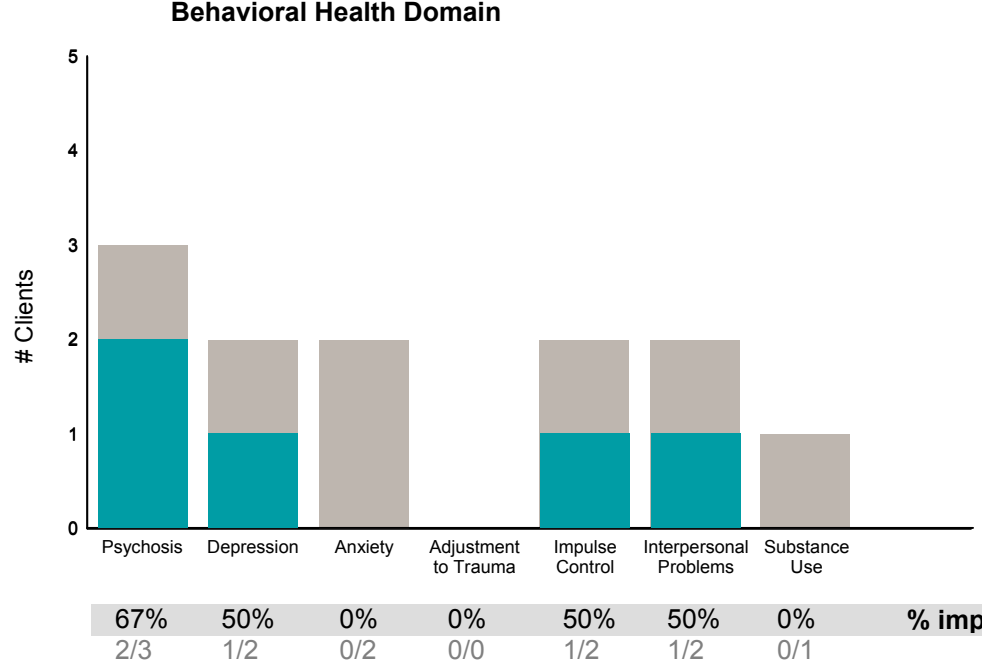
This report reflects data from 7/1/2018 - 9/30/2018



**FY18-19 Q1 Objective A.2 ANSA Outcomes Item-Level Report**  
**Dorine Loso House Resid and Day Tx (38GH1, 38GH2)**

Didn't Improve
  Improved
 This report looks at current ANSAs to see how many clients improved on items rated 2 or 3 from the prior ANSA.

Num of episodes w/ min. 2 ANSAs: **5**      Average days between ANSAs: **183.4**      % clients improved on min. 30% of actionable items: **75% (= 3/4)**



This report reflects data from 7/1/2018 - 9/30/2018

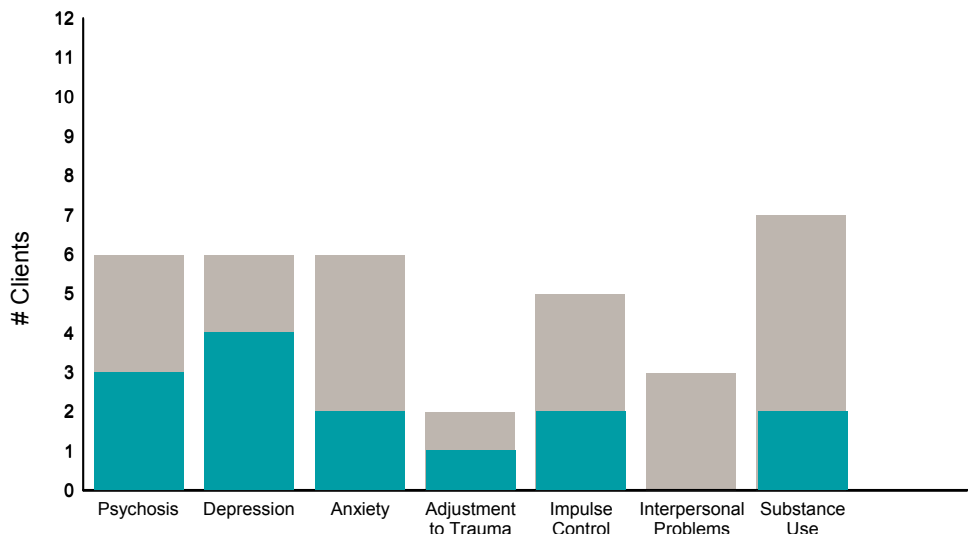


**FY18-19 Q1 Objective A.2 ANSA Outcomes Item-Level Report**  
**FSA Adult Care Management (3822OP)**

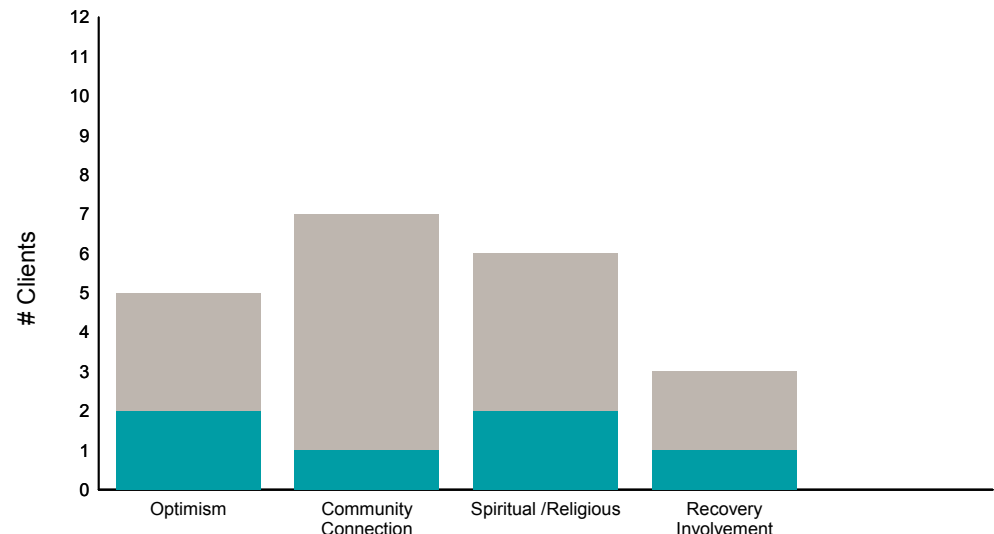
Didn't Improve
  Improved
 This report looks at current ANSAs to see how many clients improved on items rated 2 or 3 from the prior ANSA.

Num of episodes w/ min. 2 ANSAs: 12      Average days between ANSAs: 287.7      % clients improved on min. 30% of actionable items: **75% (= 9/12)**

**Behavioral Health Domain**

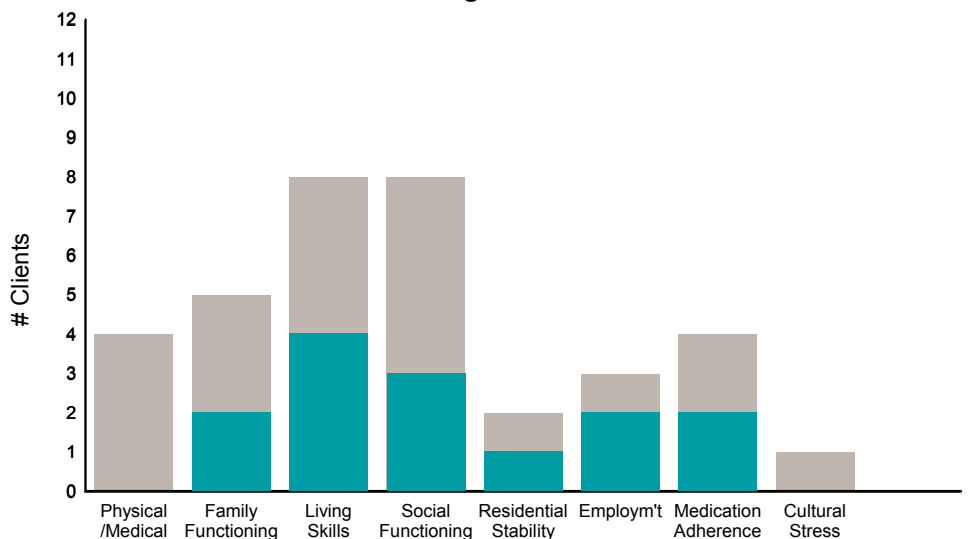


**Strengths**

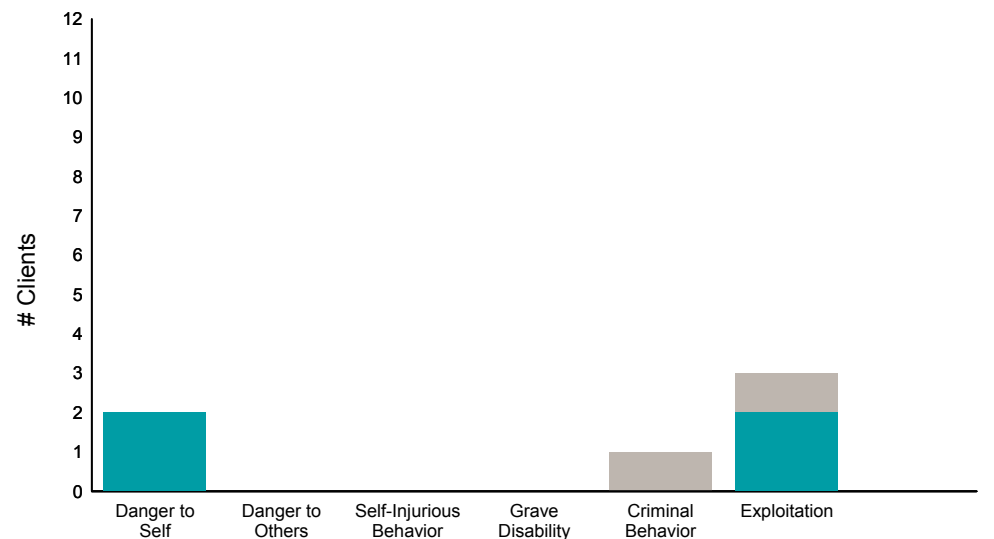


Item	% improvement
Psychosis	50% (3/6)
Depression	67% (4/6)
Anxiety	33% (2/6)
Adjustment to Trauma	50% (1/2)
Impulse Control	40% (2/5)
Interpersonal Problems	0% (0/3)
Substance Use	29% (2/7)
Optimism	40% (2/5)
Community Connection	14% (1/7)
Spiritual /Religious	33% (2/6)
Recovery Involvement	33% (1/3)

**Life Domain Functioning**



**Risk Behaviors**



Item	% improvement
Physical /Medical	0% (0/4)
Family Functioning	40% (2/5)
Living Skills	50% (4/8)
Social Functioning	38% (3/8)
Residential Stability	50% (1/2)
Employ'm't	67% (2/3)
Medication Adherence	50% (2/4)
Cultural Stress	0% (0/1)
Danger to Self	100% (2/2)
Danger to Others	0% (0/0)
Self-Injurious Behavior	0% (0/0)
Grave Disability	0% (0/0)
Criminal Behavior	0% (0/1)
Exploitation	67% (2/3)

This report reflects data from 7/1/2018 - 9/30/2018

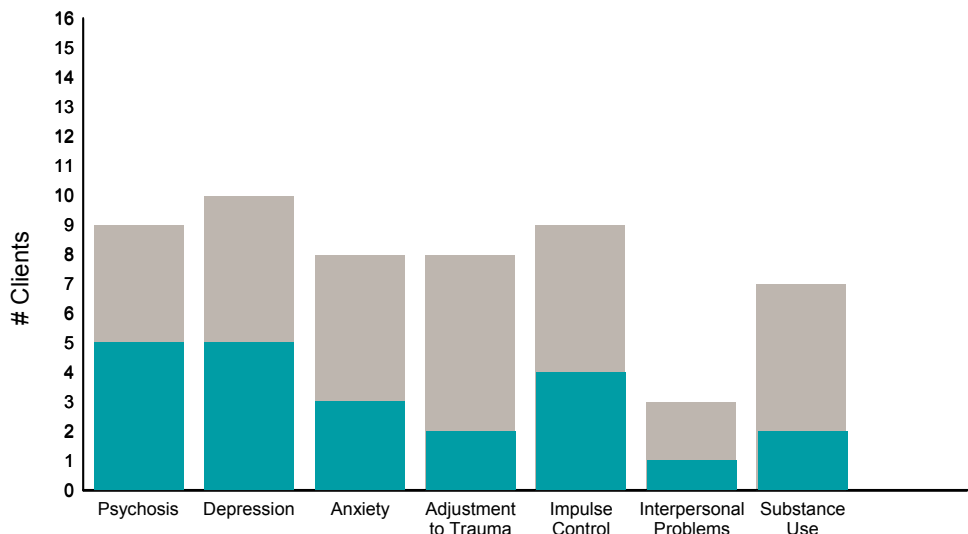


**FY18-19 Q1 Objective A.2 ANSA Outcomes Item-Level Report**  
**FSA Adult FSP Outpatient MHSA (3822A3)**

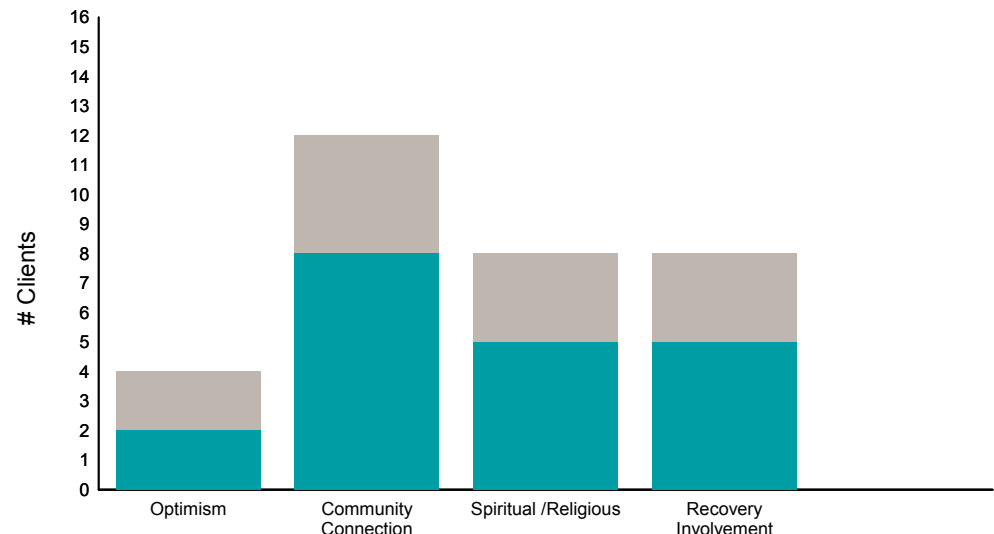
Didn't Improve
  Improved
 This report looks at current ANSAs to see how many clients improved on items rated 2 or 3 from the prior ANSA.

Num of episodes w/ min. 2 ANSAs: 16      Average days between ANSAs: 307.4      % clients improved on min. 30% of actionable items: **75% (= 12/16)**

**Behavioral Health Domain**

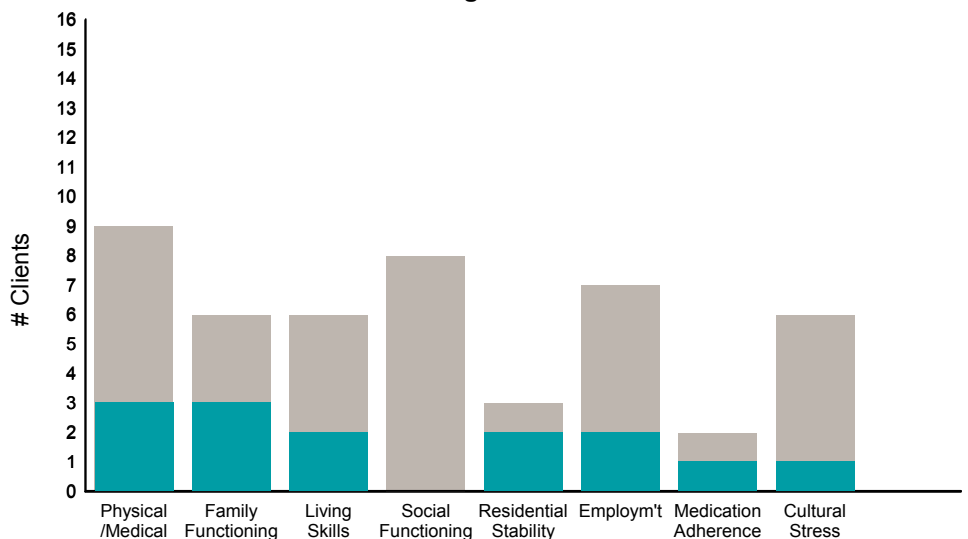


**Strengths**



Item	% improvement
Psychosis	56% (5/9)
Depression	50% (5/10)
Anxiety	38% (3/8)
Adjustment to Trauma	25% (2/8)
Impulse Control	44% (4/9)
Interpersonal Problems	33% (1/3)
Substance Use	29% (2/7)
Optimism	50% (2/4)
Community Connection	67% (8/12)
Spiritual /Religious	63% (5/8)
Recovery Involvement	63% (5/8)

**Life Domain Functioning**



**Risk Behaviors**



Item	% improvement
Physical /Medical	33% (3/9)
Family Functioning	50% (3/6)
Living Skills	33% (2/6)
Social Functioning	0% (0/8)
Residential Stability	67% (2/3)
Employ'm't	29% (2/7)
Medication Adherence	50% (1/2)
Cultural Stress	17% (1/6)
Danger to Self	0% (0/1)
Danger to Others	0% (0/0)
Self-Injurious Behavior	0% (0/0)
Grave Disability	0% (0/0)
Criminal Behavior	0% (0/0)
Exploitation	0% (0/0)

This report reflects data from 7/1/2018 - 9/30/2018

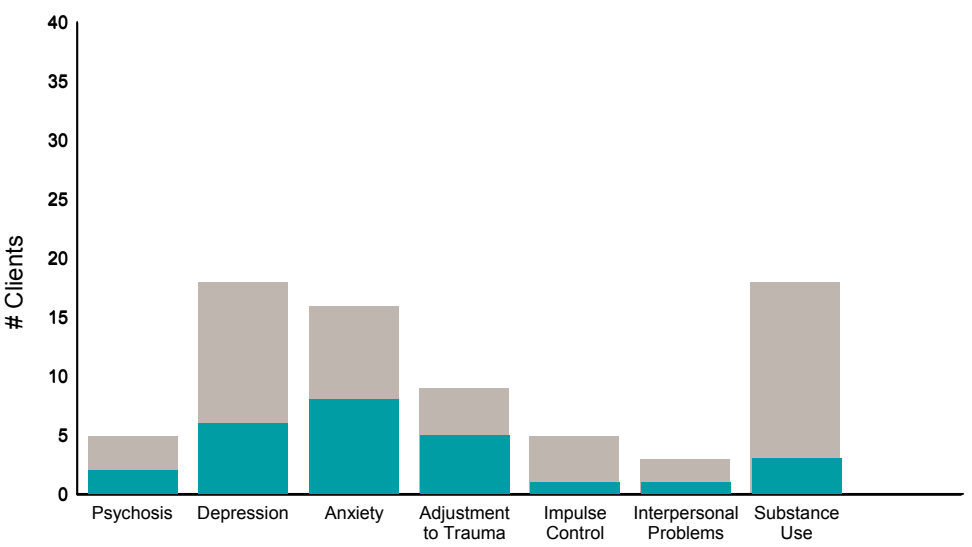


FY18-19 Q1 Objective A.2 ANSA Outcomes Item-Level Report  
 FSA Fam Svc Agy Geriatric OP (38223MH)

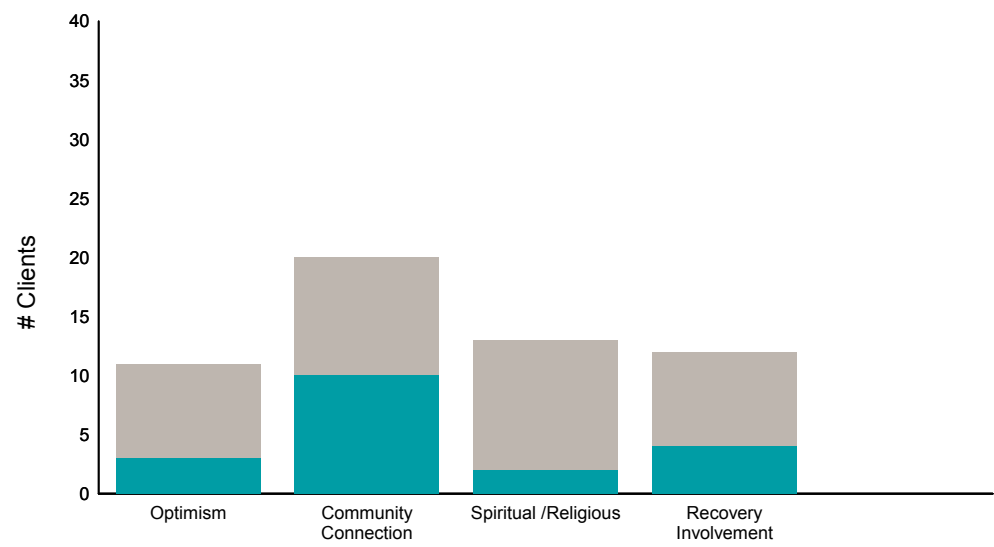
Didn't Improve
  Improved
 This report looks at current ANSAs to see how many clients improved on items rated 2 or 3 from the prior ANSA.

Num of episodes w/ min. 2 ANSAs: 39      Average days between ANSAs: 323.2      % clients improved on min. 30% of actionable items: **54% (= 20/37)**

**Behavioral Health Domain**

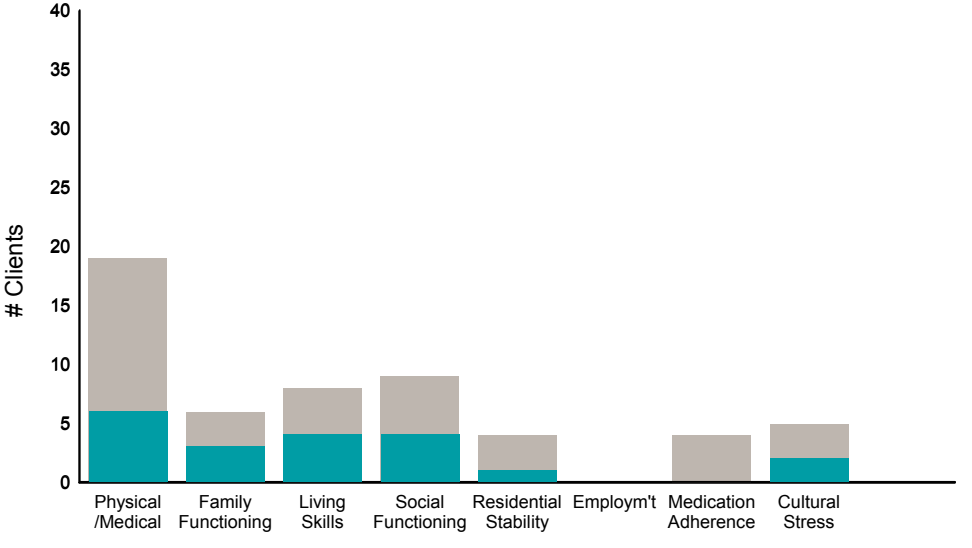


**Strengths**

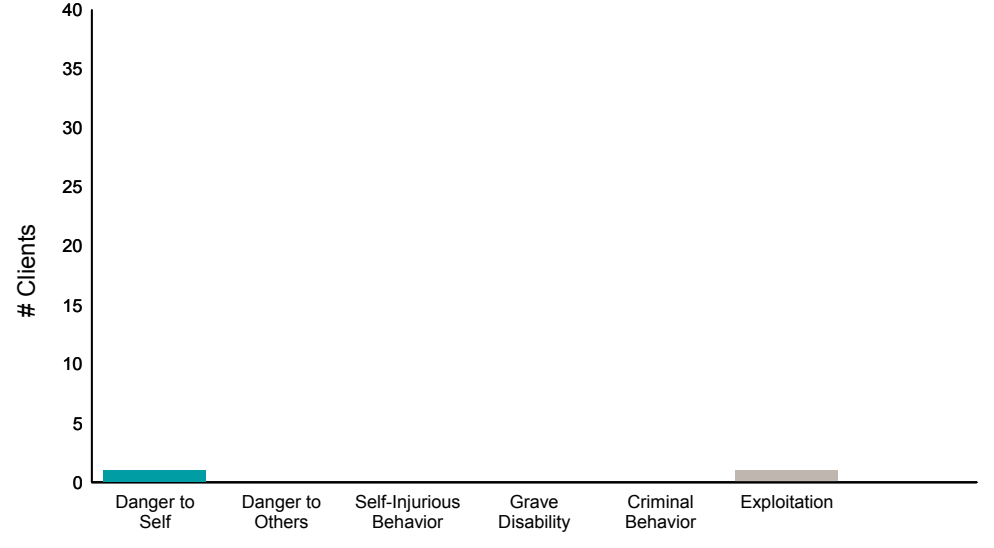


Item	% improvement
Psychosis (2/5)	40%
Depression (6/18)	33%
Anxiety (8/16)	50%
Adjustment to Trauma (5/9)	56%
Impulse Control (1/5)	20%
Interpersonal Problems (1/3)	33%
Substance Use (3/18)	17%
Optimism (3/11)	27%
Community Connection (10/20)	50%
Spiritual /Religious (2/13)	15%
Recovery Involvement (4/12)	33%

**Life Domain Functioning**



**Risk Behaviors**



Item	% improvement
Physical /Medical (6/19)	32%
Family Functioning (3/6)	50%
Living Skills (4/8)	50%
Social Functioning (4/9)	44%
Residential Stability (1/4)	25%
Employ'm't (0/0)	0%
Medication Adherence (0/4)	0%
Cultural Stress (2/5)	40%
Danger to Self (1/1)	100%
Danger to Others (0/0)	0%
Self-Injurious Behavior (0/0)	0%
Grave Disability (0/0)	0%
Criminal Behavior (0/0)	0%
Exploitation (0/1)	0%

This report reflects data from 7/1/2018 - 9/30/2018

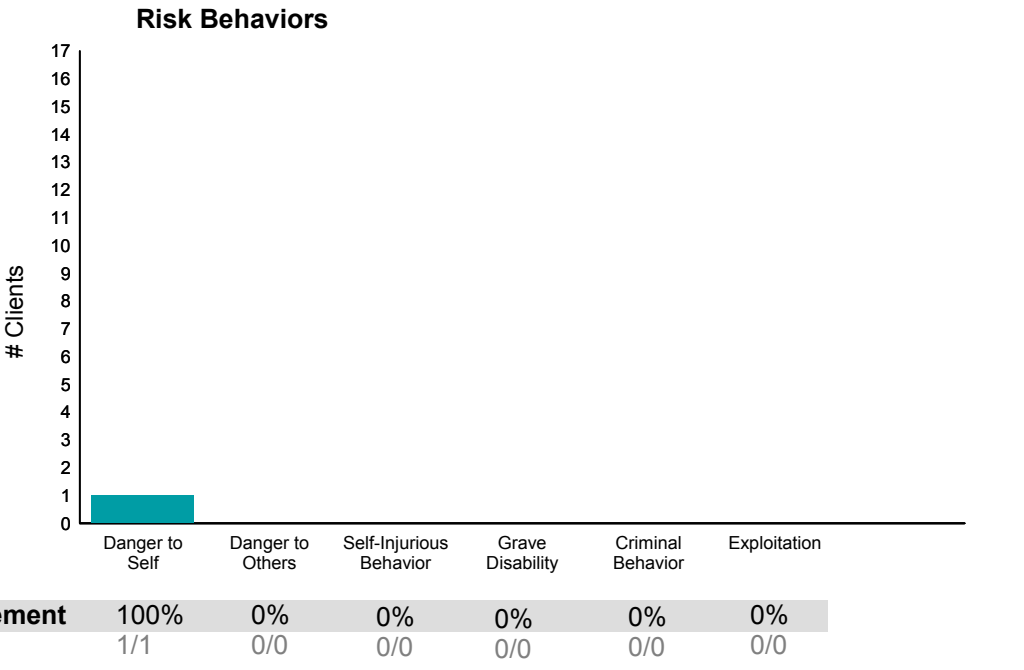
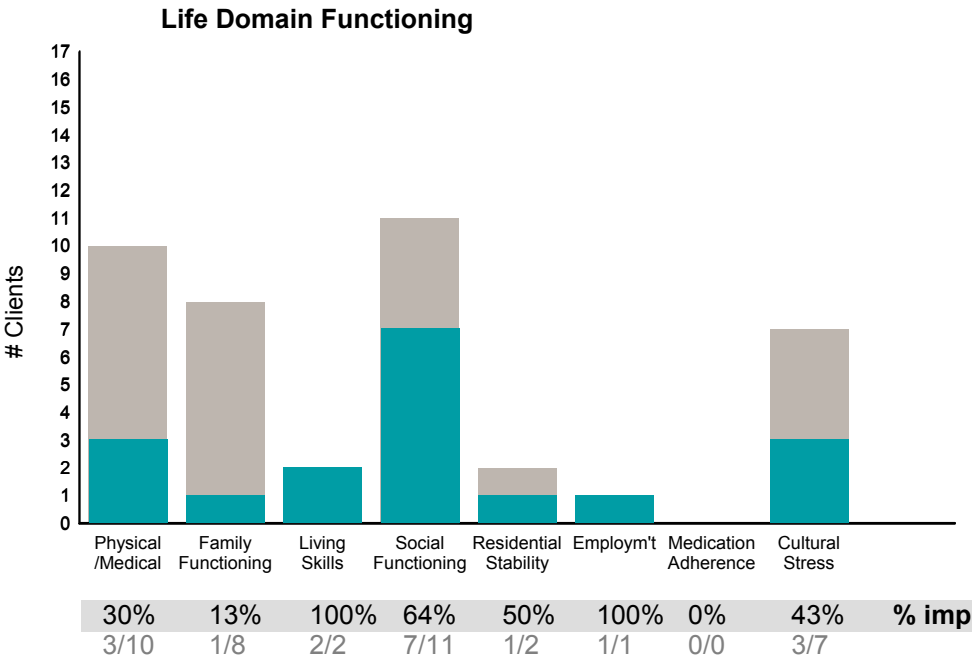
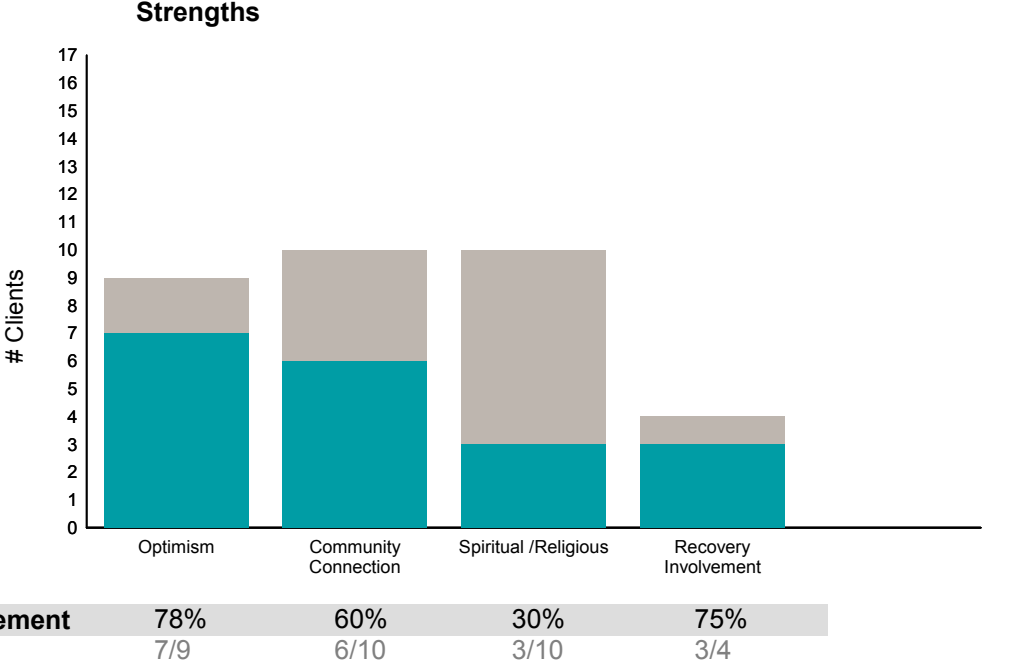
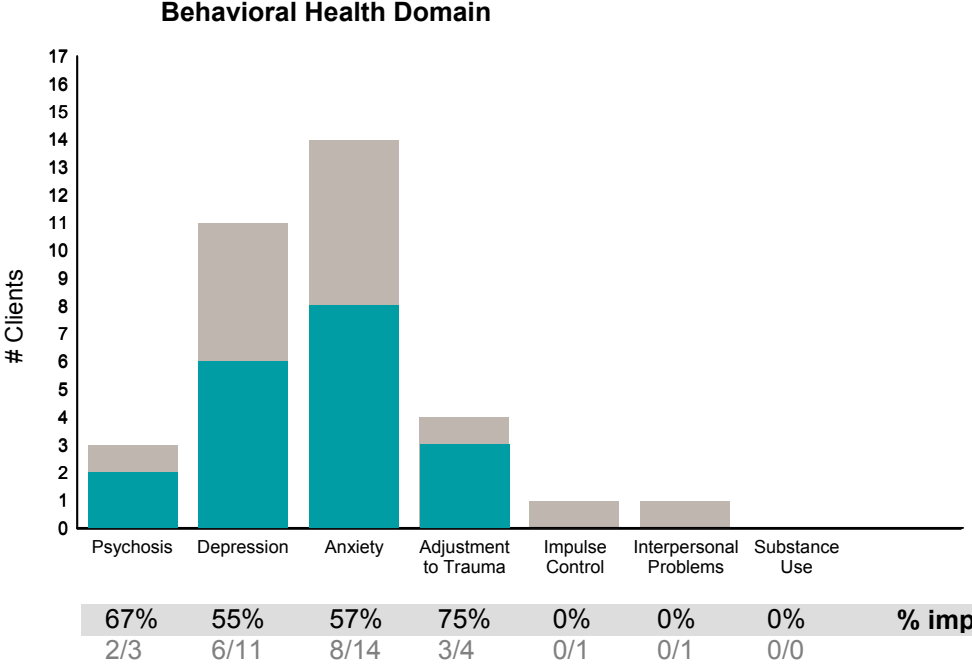




**FY18-19 Q1 Objective A.2 ANSA Outcomes Item-Level Report**  
**FSA Geriatric Services-West OP (89903)**

Didn't Improve
  Improved
 This report looks at current ANSAs to see how many clients improved on items rated 2 or 3 from the prior ANSA.

Num of episodes w/ min. 2 ANSAs: 17      Average days between ANSAs: 312.4      % clients improved on min. 30% of actionable items: **71% (= 12/17)**



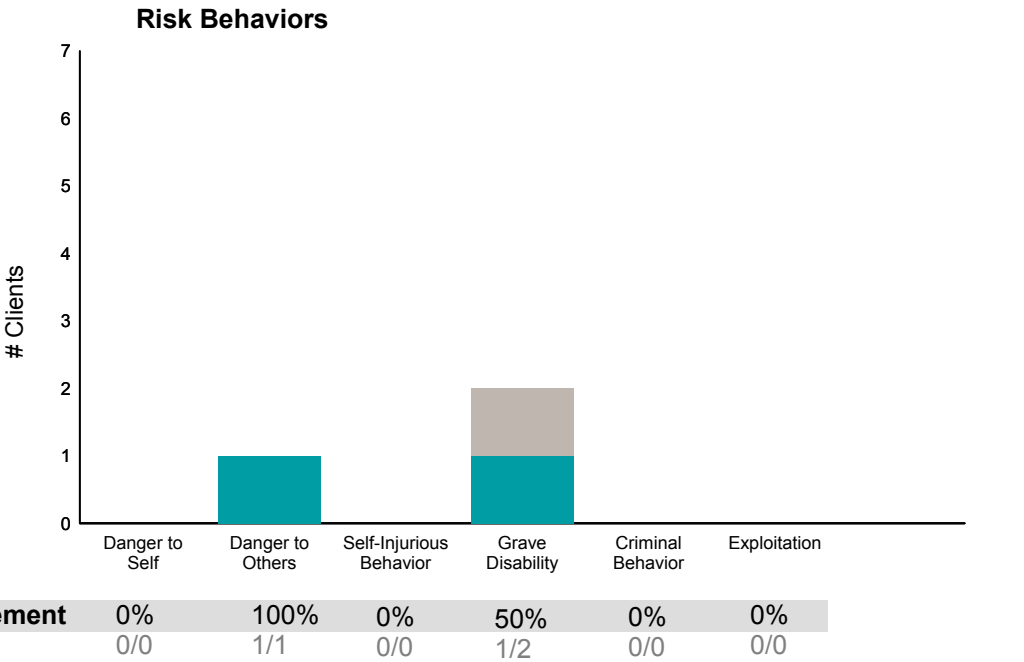
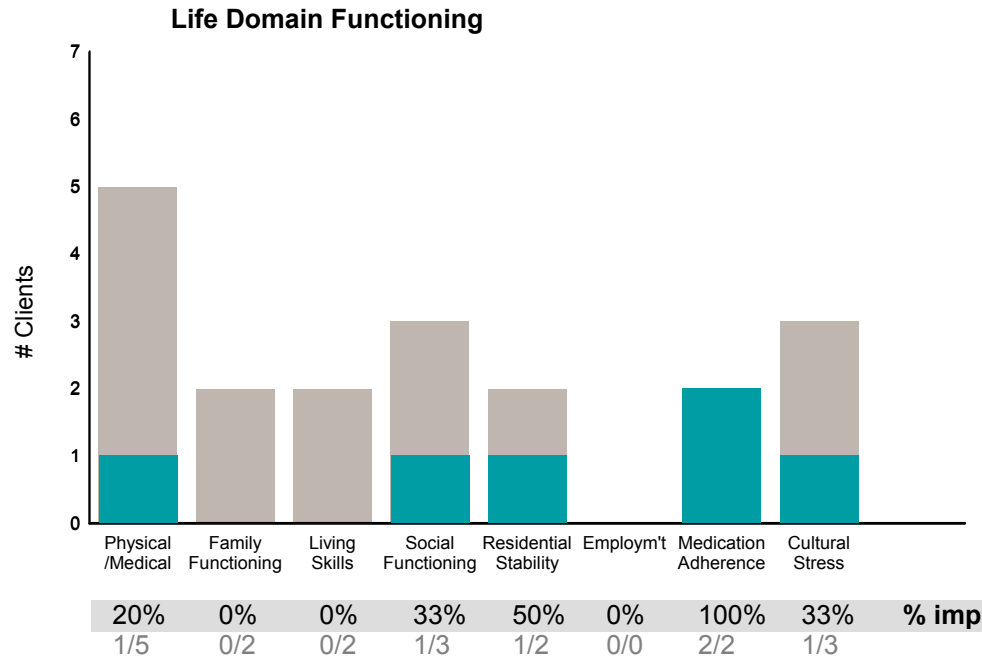
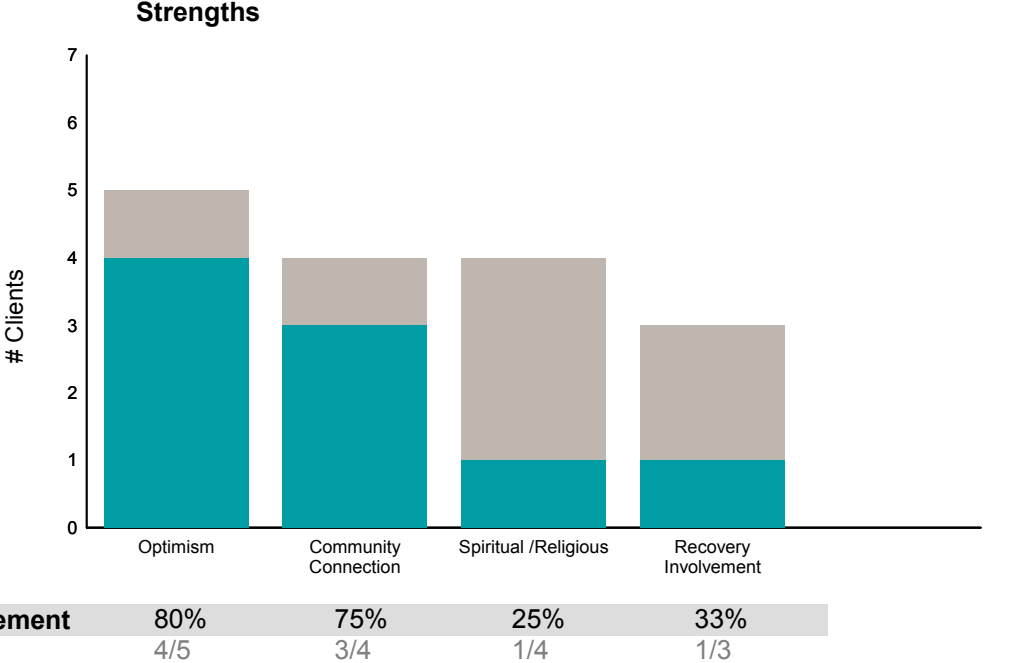
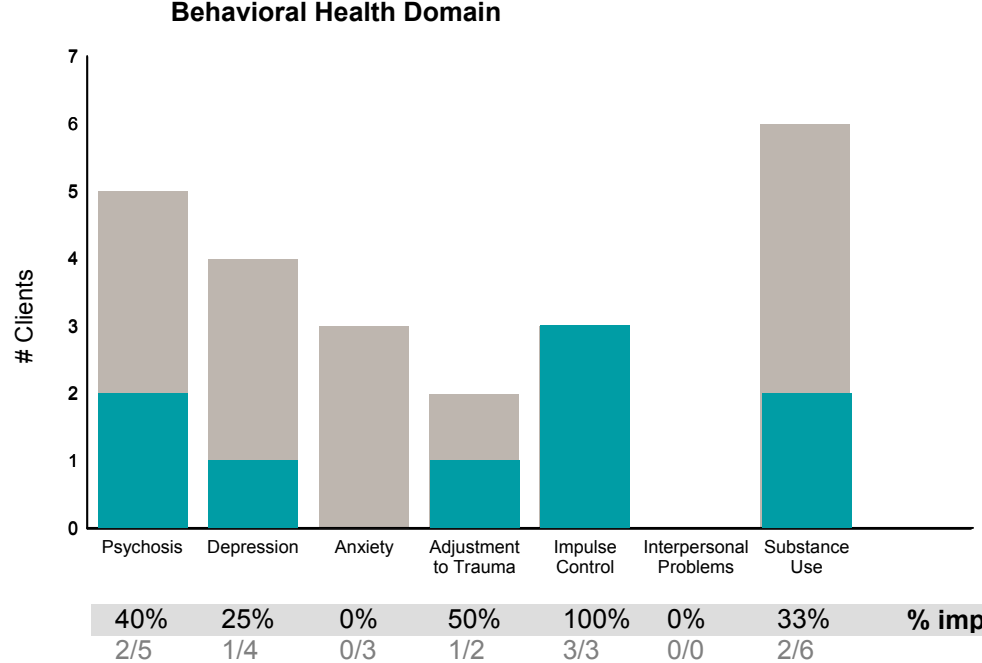
This report reflects data from 7/1/2018 - 9/30/2018



**FY18-19 Q1 Objective A.2 ANSA Outcomes Item-Level Report**  
**FSA Older Adult INT Case MGM (382213)**

Didn't Improve
  Improved
 This report looks at current ANSAs to see how many clients improved on items rated 2 or 3 from the prior ANSA.

Num of episodes w/ min. 2 ANSAs: **7**      Average days between ANSAs: **271.7**      % clients improved on min. 30% of actionable items: **86% (= 6/7)**



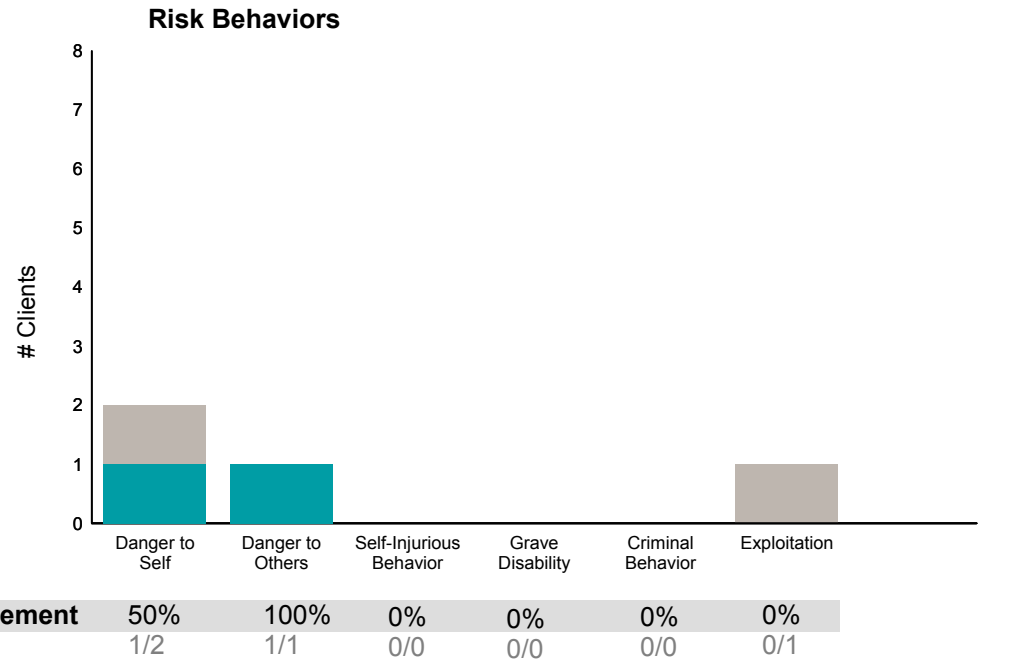
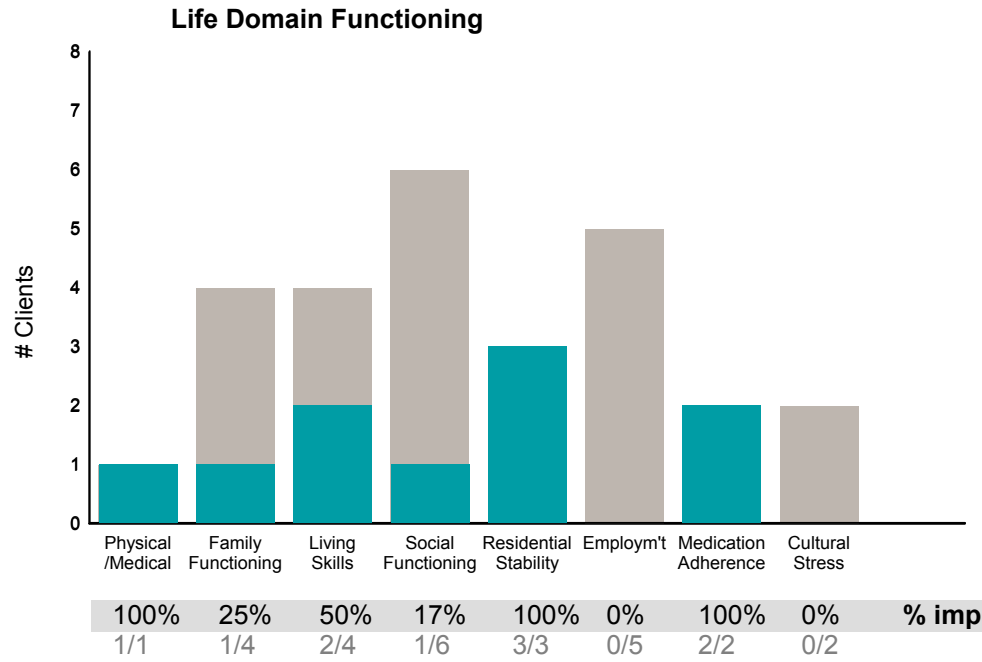
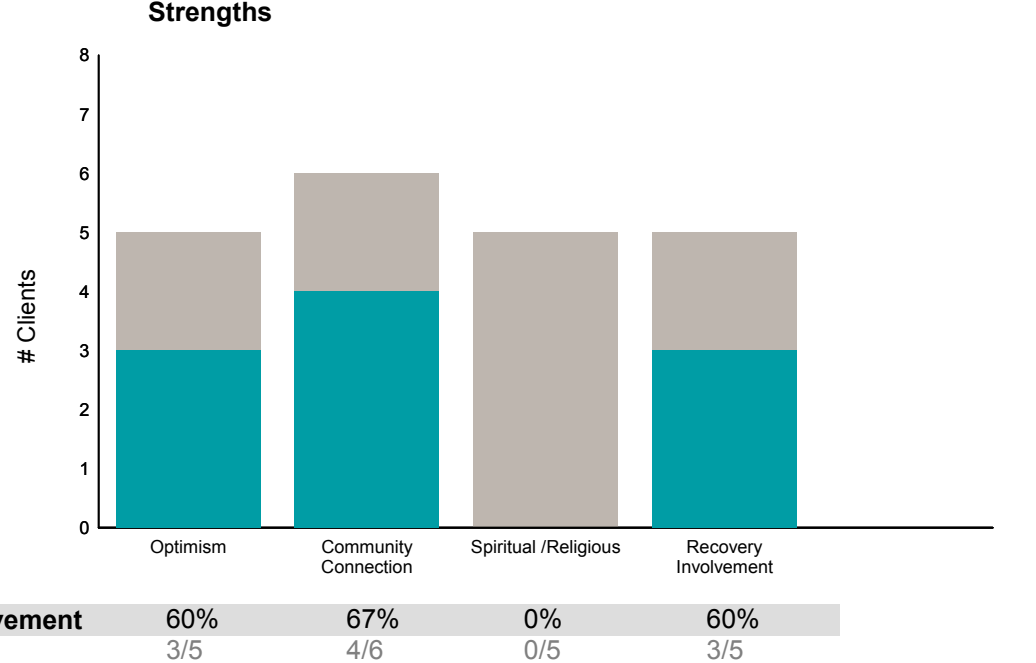
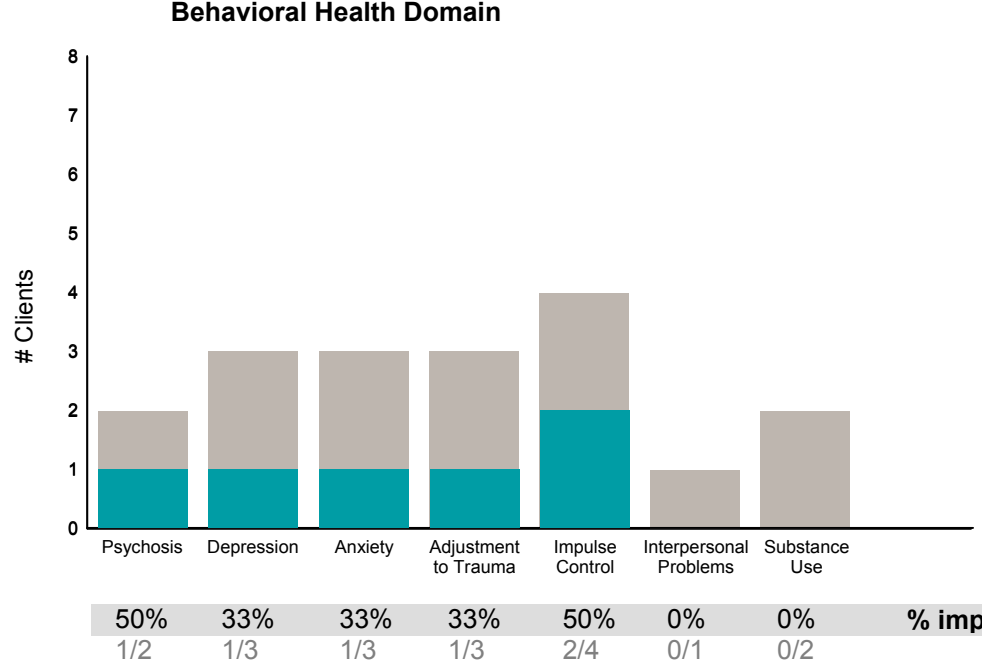
This report reflects data from 7/1/2018 - 9/30/2018



**FY18-19 Q1 Objective A.2 ANSA Outcomes Item-Level Report**  
**FSA TAY FSP Outpatient Svc (3822T3)**

Didn't Improve
  Improved
 This report looks at current ANSAs to see how many clients improved on items rated 2 or 3 from the prior ANSA.

Num of episodes w/ min. 2 ANSAs: **8**     
 Average days between ANSAs: **357.9**     
 % clients improved on min. 30% of actionable items: **63% (= 5/8)**



This report reflects data from 7/1/2018 - 9/30/2018

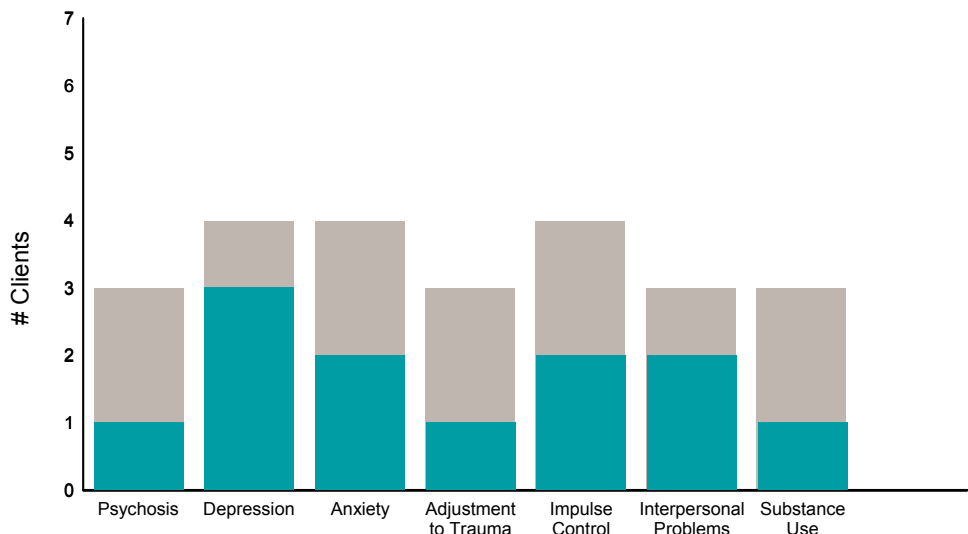


**FY18-19 Q1 Objective A.2 ANSA Outcomes Item-Level Report**  
**FSASF Older Adult FSP (3822G3)**

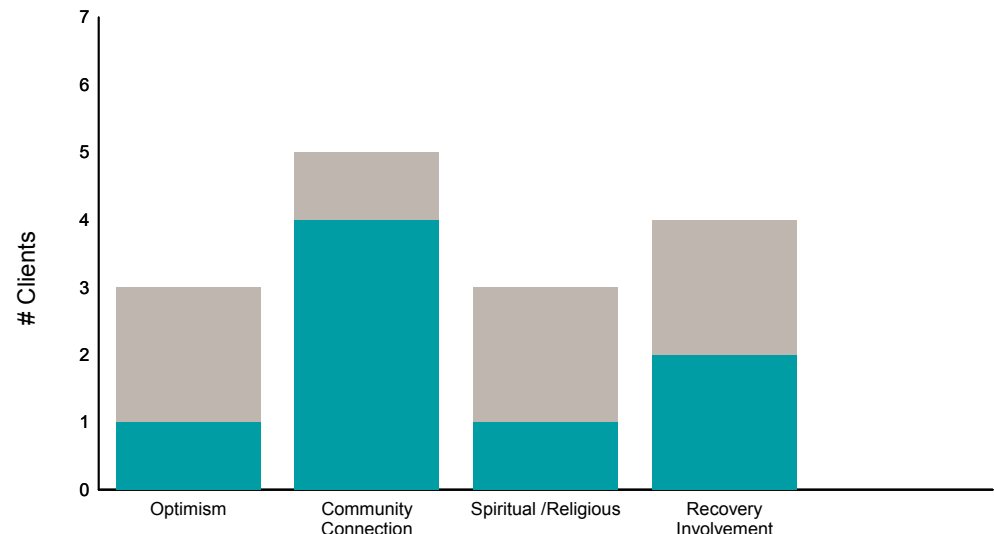
Didn't Improve
  Improved
 This report looks at current ANSAs to see how many clients improved on items rated 2 or 3 from the prior ANSA.

Num of episodes w/ min. 2 ANSAs: **7**      Average days between ANSAs: **298.9**      % clients improved on min. 30% of actionable items: **86% (= 6/7)**

**Behavioral Health Domain**

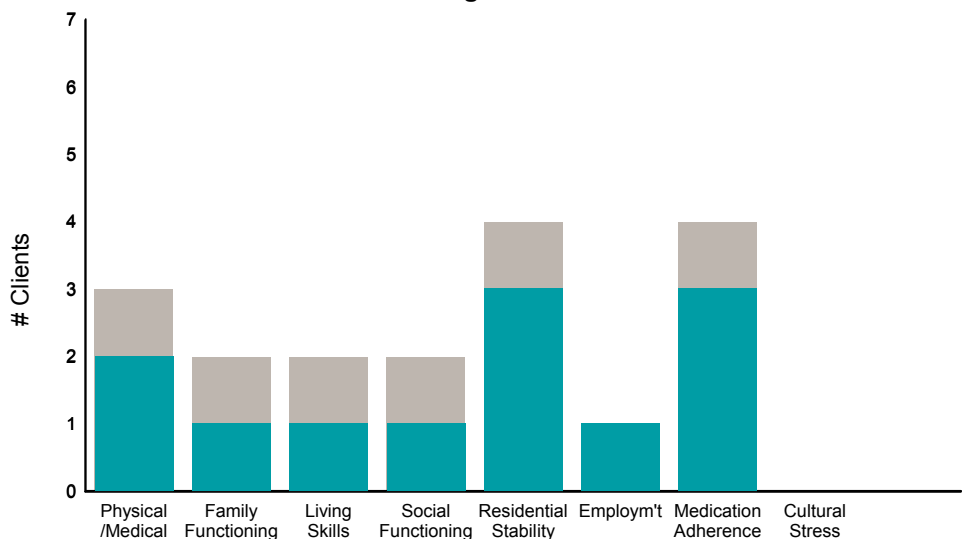


**Strengths**

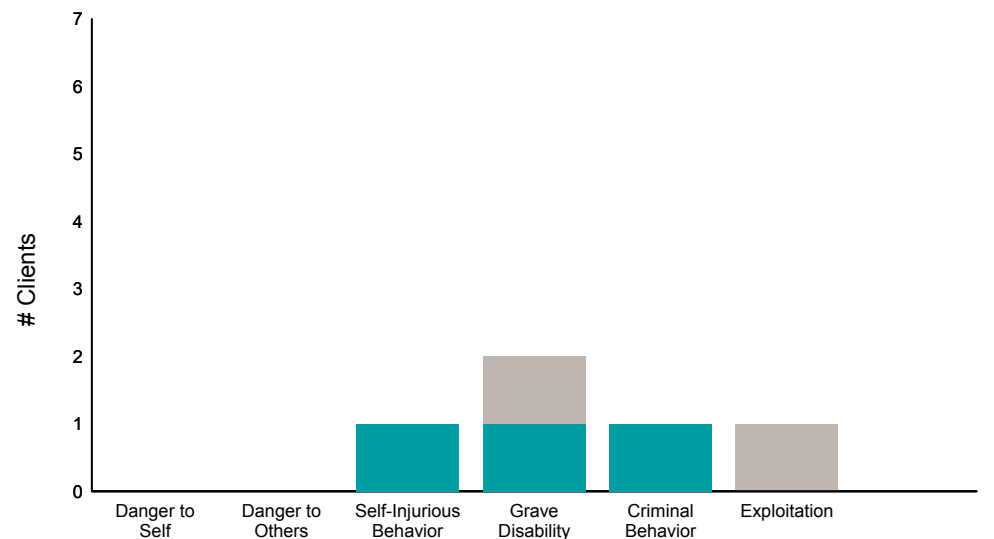


Item	% improvement
Psychosis	33% (1/3)
Depression	75% (3/4)
Anxiety	50% (2/4)
Adjustment to Trauma	33% (1/3)
Impulse Control	50% (2/4)
Interpersonal Problems	67% (2/3)
Substance Use	33% (1/3)
Optimism	33% (1/3)
Community Connection	80% (4/5)
Spiritual /Religious	33% (1/3)
Recovery Involvement	50% (2/4)

**Life Domain Functioning**



**Risk Behaviors**



Item	% improvement
Physical /Medical	67% (2/3)
Family Functioning	50% (1/2)
Living Skills	50% (1/2)
Social Functioning	50% (1/2)
Residential Stability	75% (3/4)
Employ'm't	100% (1/1)
Medication Adherence	75% (3/4)
Cultural Stress	0% (0/0)
Danger to Self	0% (0/0)
Danger to Others	0% (0/0)
Self-Injurious Behavior	100% (1/1)
Grave Disability	50% (1/2)
Criminal Behavior	100% (1/1)
Exploitation	0% (0/1)

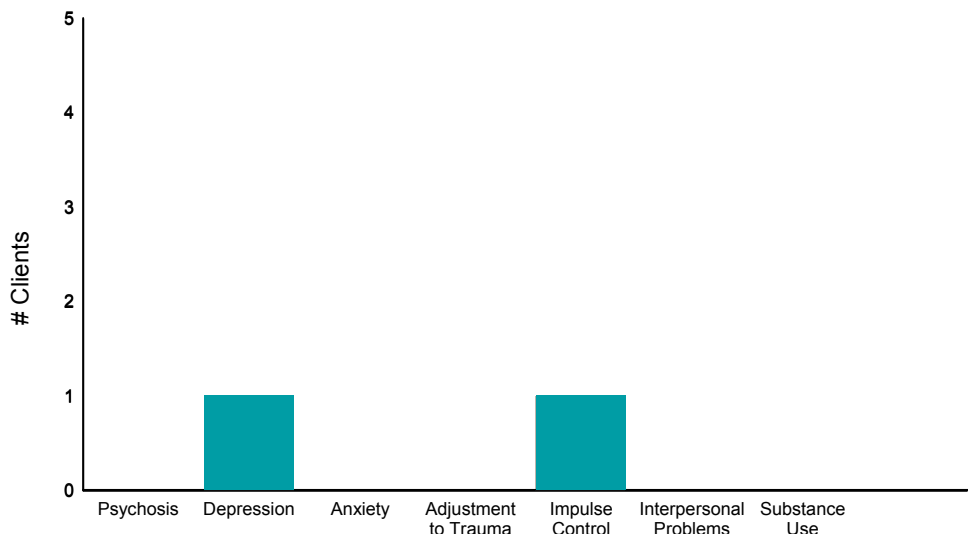
This report reflects data from 7/1/2018 - 9/30/2018

**FY18-19 Q1 Objective A.2 ANSA Outcomes Item-Level Report**  
**FSASF Sunnydale A/OA (OADSC) (38KKOA)**

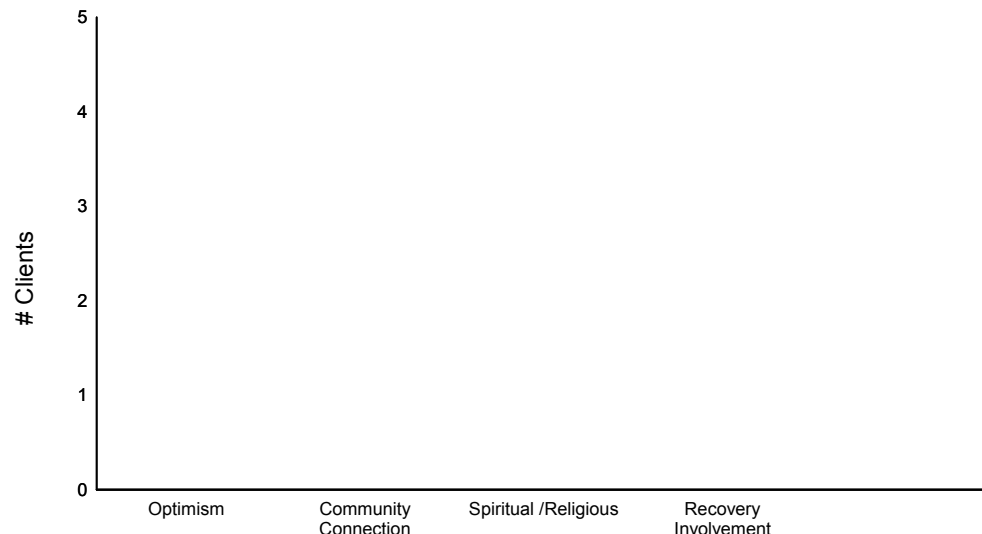
Didn't Improve
  Improved
 This report looks at current ANSAs to see how many clients improved on items rated 2 or 3 from the prior ANSA.

Num of episodes w/ min. 2 ANSAs: **5**      Average days between ANSAs: **256.2**      % clients improved on min. 30% of actionable items: **50% (= 2/4)**

**Behavioral Health Domain**

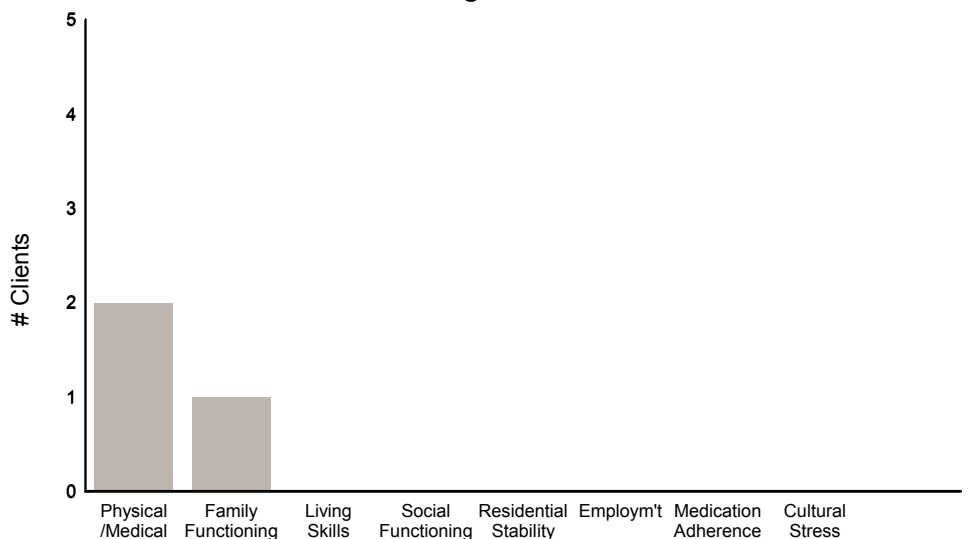


**Strengths**

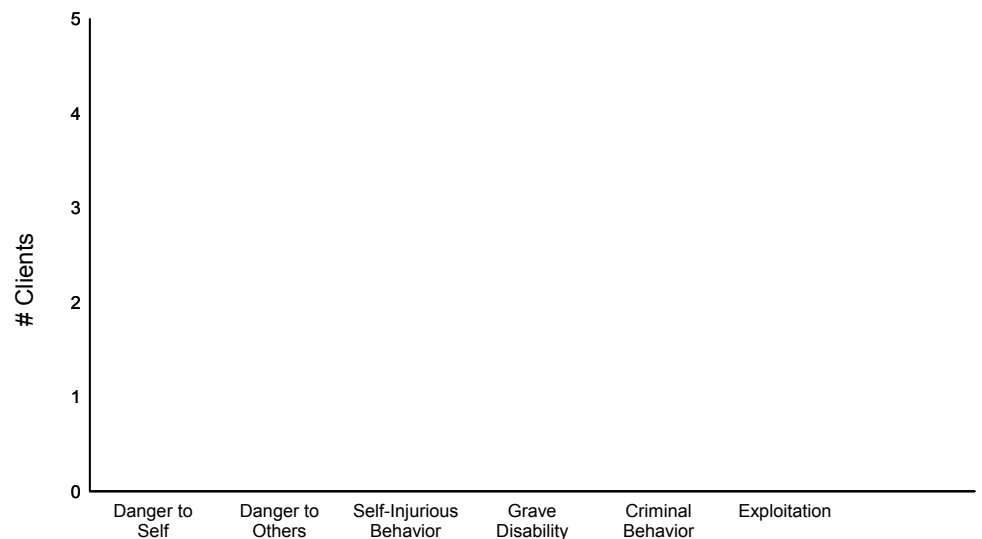


0%	100%	0%	0%	100%	0%	0%	<b>% improvement</b>	0%	0%	0%	0%
0/0	1/1	0/0	0/0	1/1	0/0	0/0		0/0	0/0	0/0	0/0

**Life Domain Functioning**



**Risk Behaviors**



0%	0%	0%	0%	0%	0%	0%	0%	<b>% improvement</b>	0%	0%	0%	0%	0%	0%
0/2	0/1	0/0	0/0	0/0	0/0	0/0	0/0		0/0	0/0	0/0	0/0	0/0	0/0

This report reflects data from 7/1/2018 - 9/30/2018

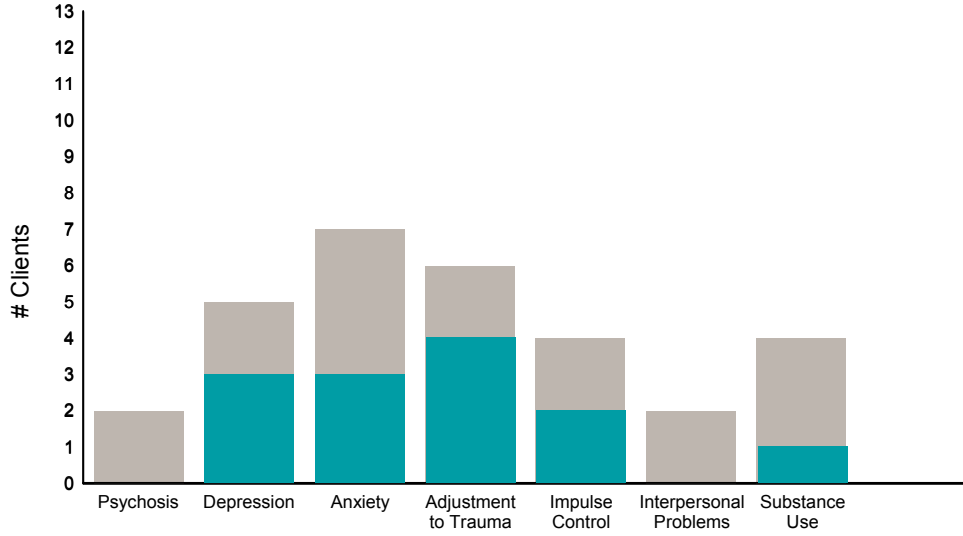


**FY18-19 Q1 Objective A.2 ANSA Outcomes Item-Level Report**  
**FSASF-Deaf Community Counseling (3822DC)**

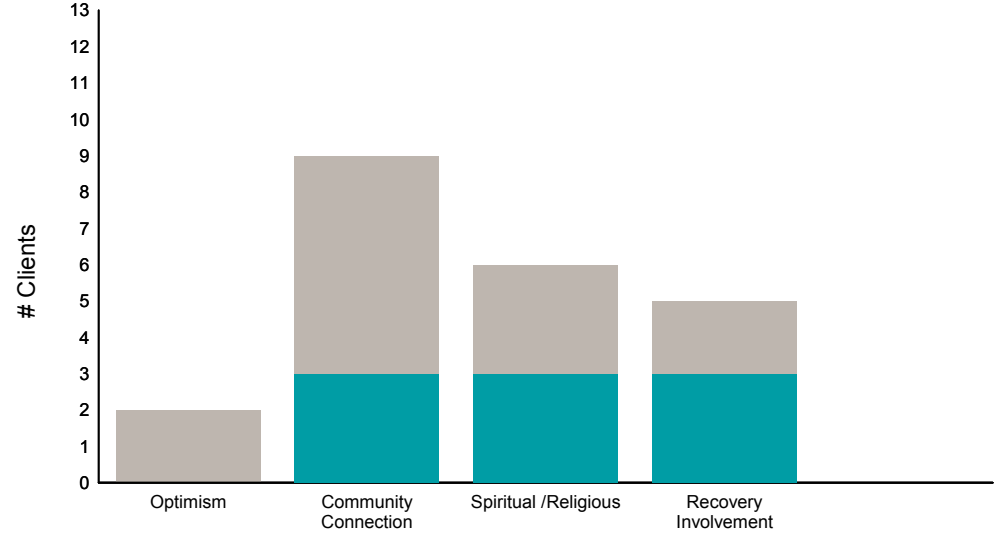
Didn't Improve
  Improved
 This report looks at current ANSAs to see how many clients improved on items rated 2 or 3 from the prior ANSA.

Num of episodes w/ min. 2 ANSAs: 13      Average days between ANSAs: 266.8      % clients improved on min. 30% of actionable items: **46% (= 6/13)**

**Behavioral Health Domain**

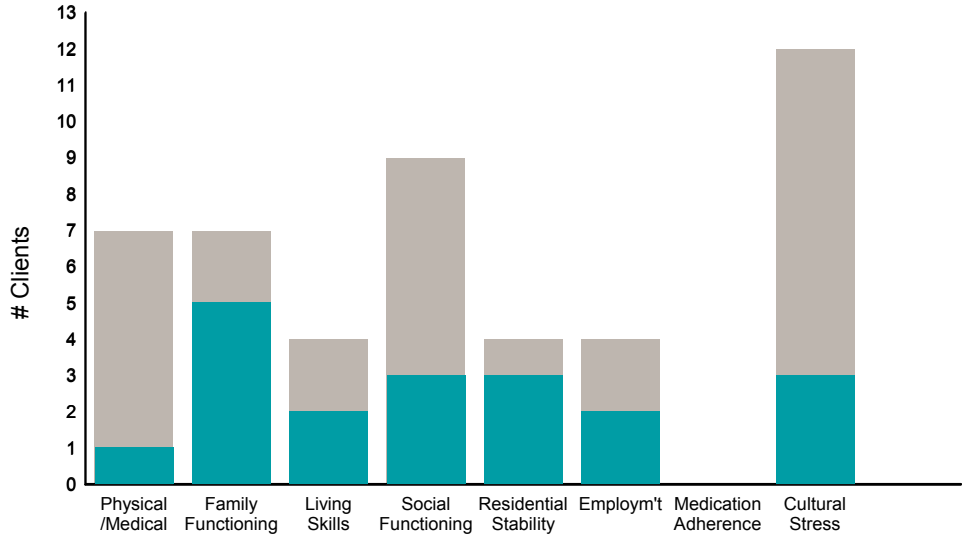


**Strengths**

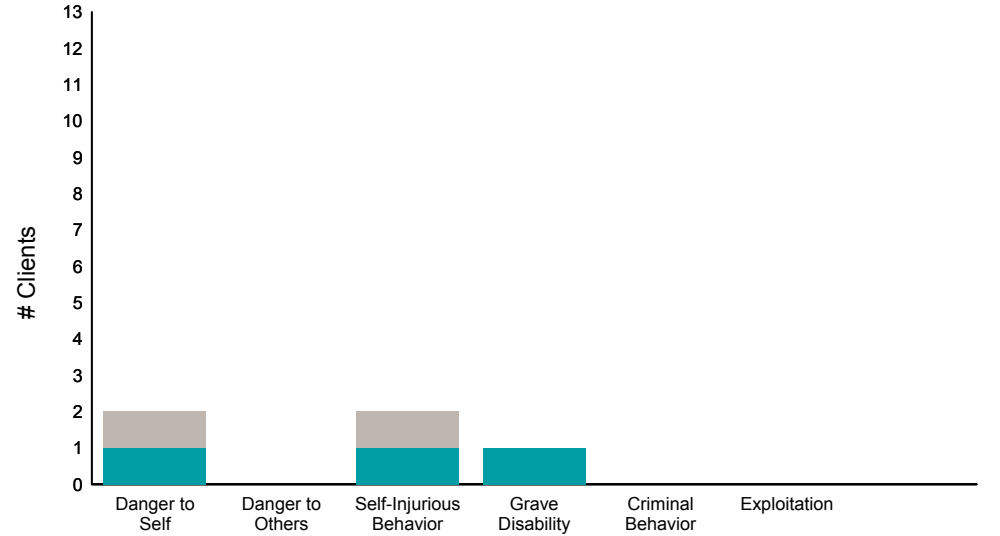


Item	% improvement
Psychosis	0% (0/2)
Depression	60% (3/5)
Anxiety	43% (3/7)
Adjustment to Trauma	67% (4/6)
Impulse Control	50% (2/4)
Interpersonal Problems	0% (0/2)
Substance Use	25% (1/4)
Optimism	0% (0/2)
Community Connection	33% (3/9)
Spiritual /Religious	50% (3/6)
Recovery Involvement	60% (3/5)

**Life Domain Functioning**



**Risk Behaviors**

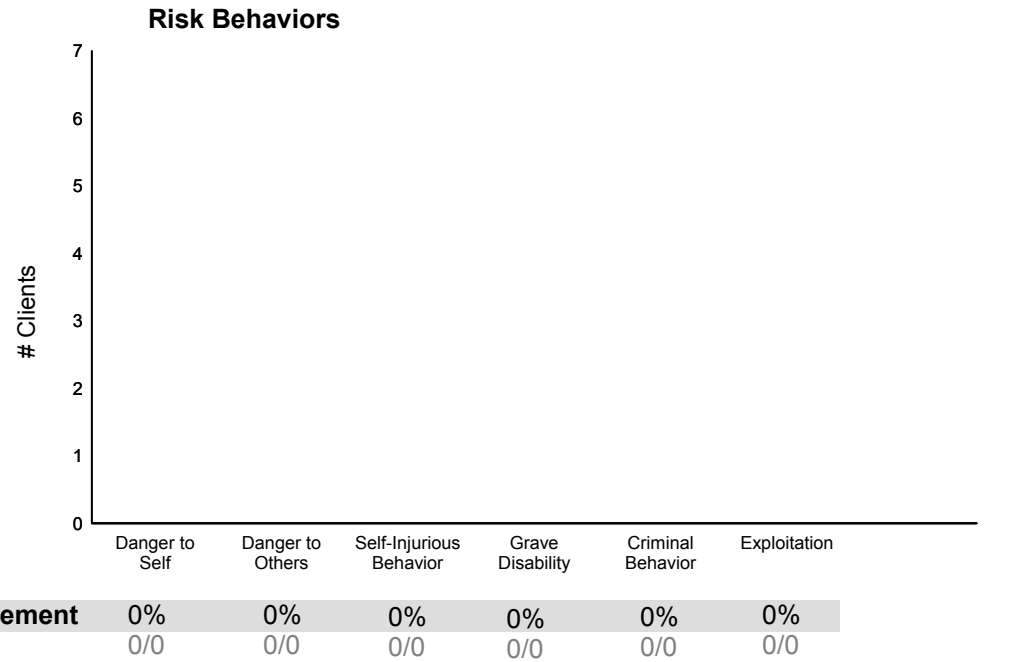
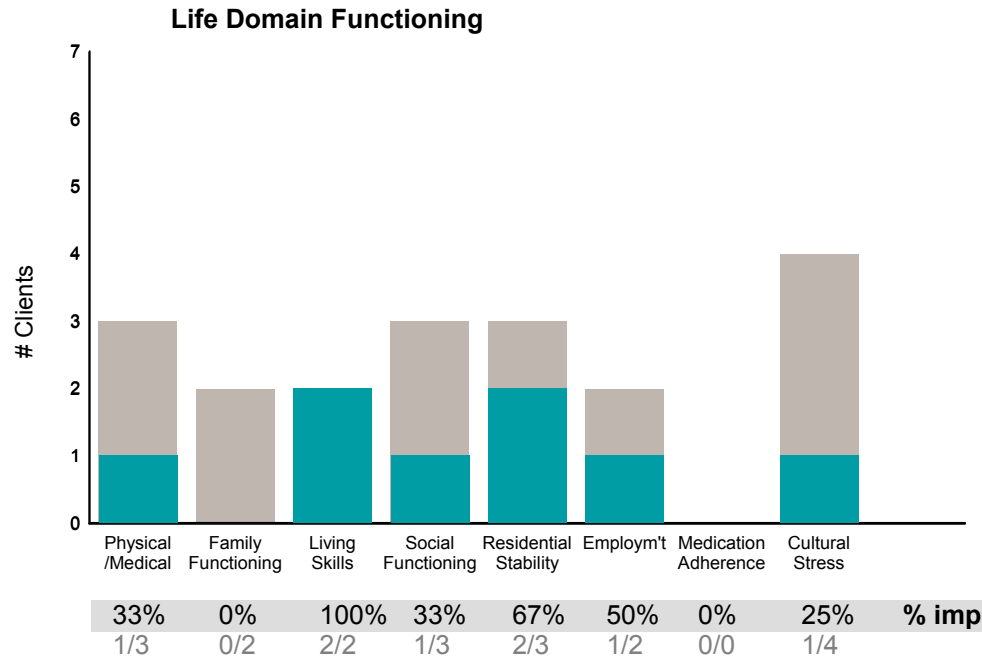
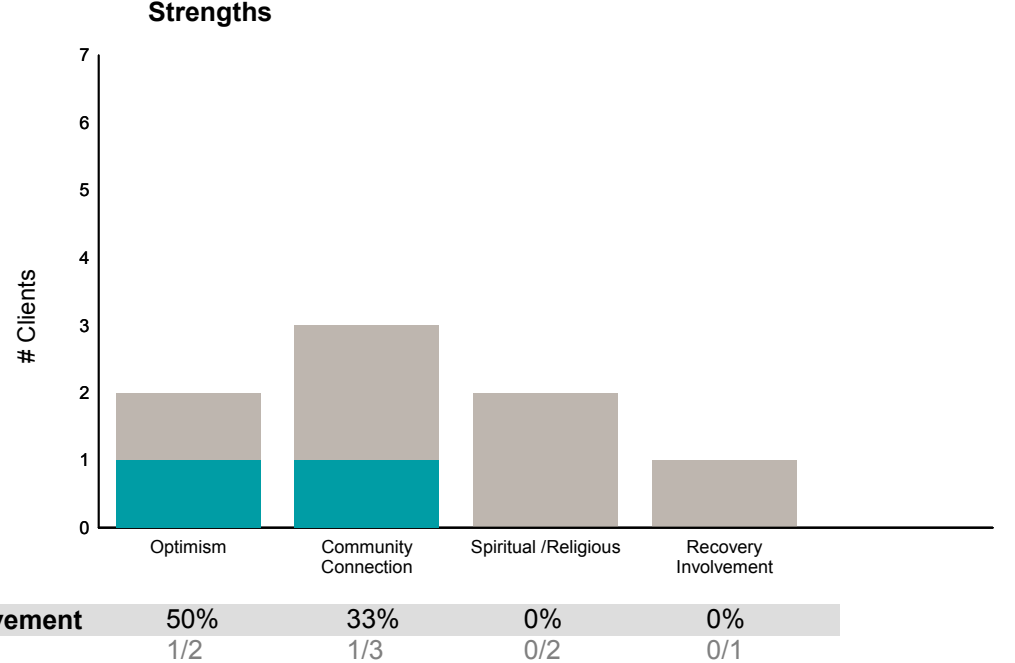
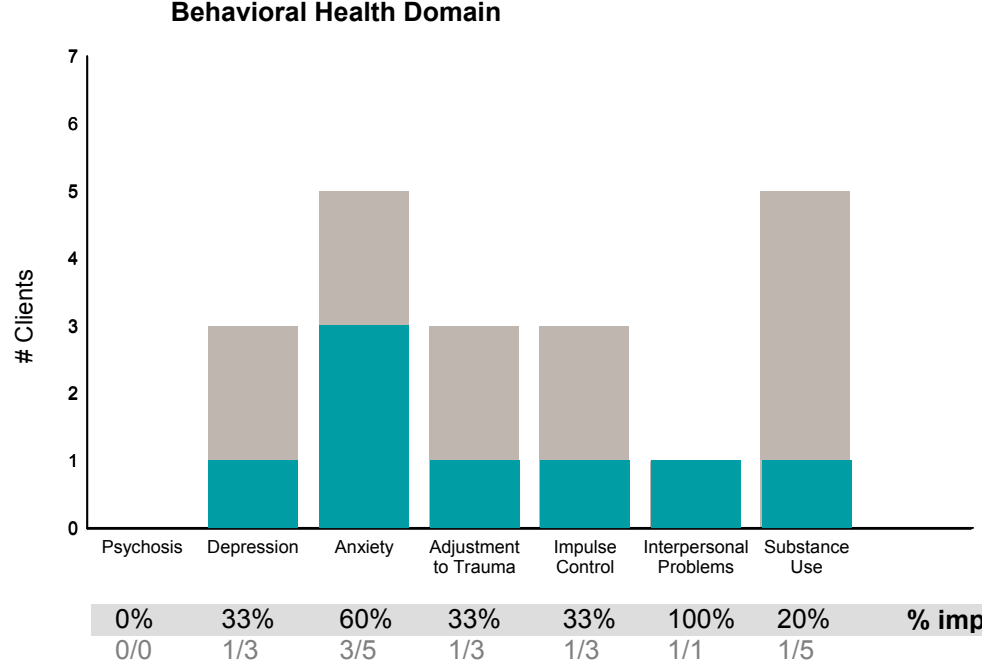


Item	% improvement
Physical /Medical	14% (1/7)
Family Functioning	71% (5/7)
Living Skills	50% (2/4)
Social Functioning	33% (3/9)
Residential Stability	75% (3/4)
Employ'm't	50% (2/4)
Medication Adherence	0% (0/0)
Cultural Stress	25% (3/12)
Danger to Self	50% (1/2)
Danger to Others	0% (0/0)
Self-Injurious Behavior	50% (1/2)
Grave Disability	100% (1/1)
Criminal Behavior	0% (0/0)
Exploitation	0% (0/0)

**FY18-19 Q1 Objective A.2 ANSA Outcomes Item-Level Report**  
**GENDER MENTAL HEALTH SERVICES (38BH08)**

Didn't Improve
  Improved
 This report looks at current ANSAs to see how many clients improved on items rated 2 or 3 from the prior ANSA.

Num of episodes w/ min. 2 ANSAs: **7**      Average days between ANSAs: **162.0**      % clients improved on min. 30% of actionable items: **43% (= 3/7)**



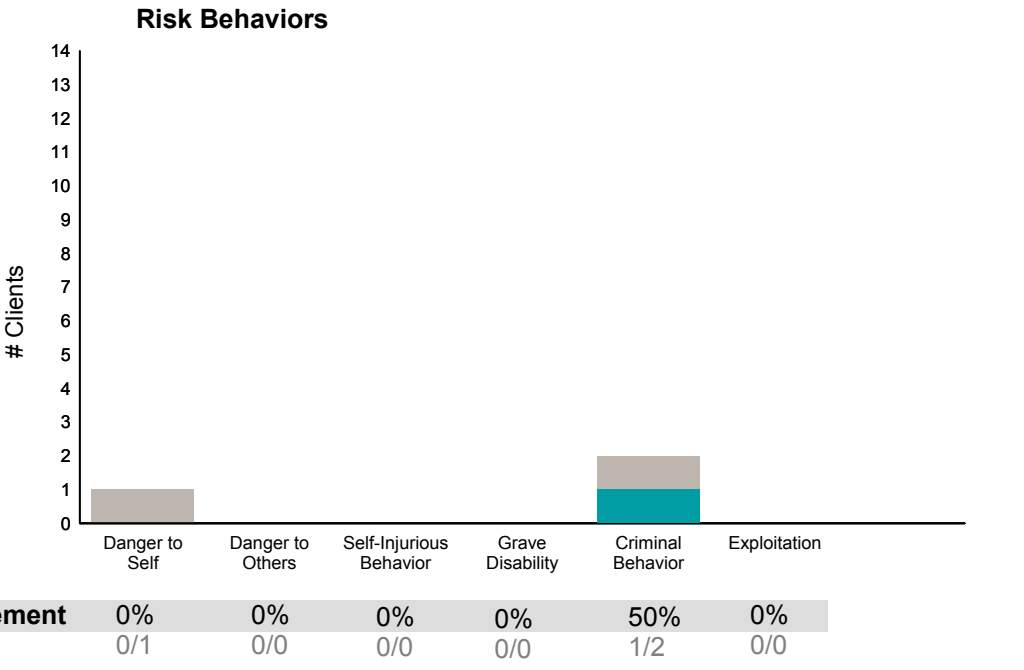
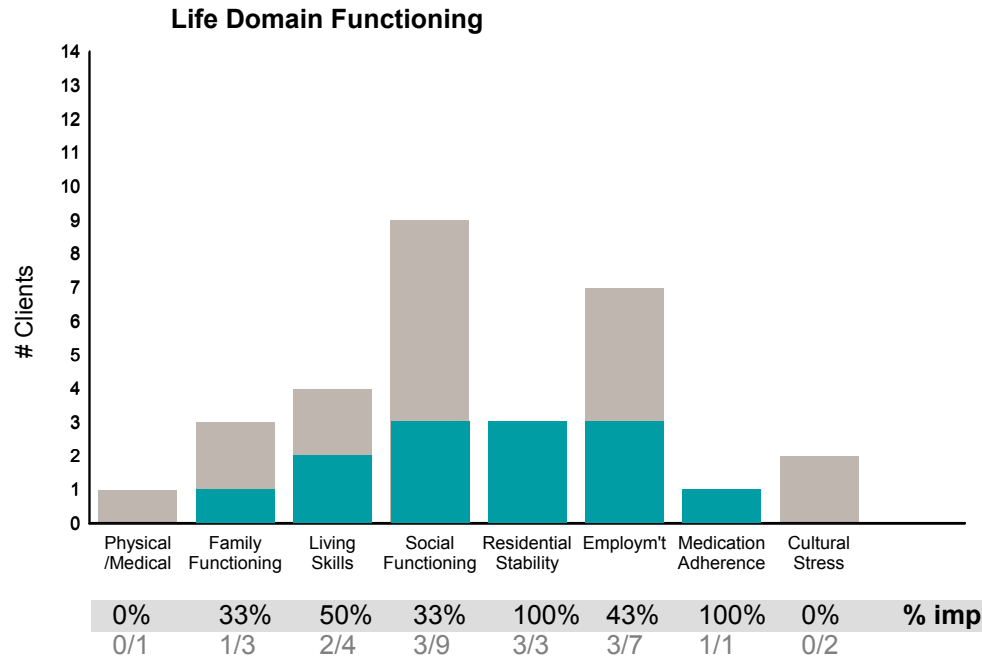
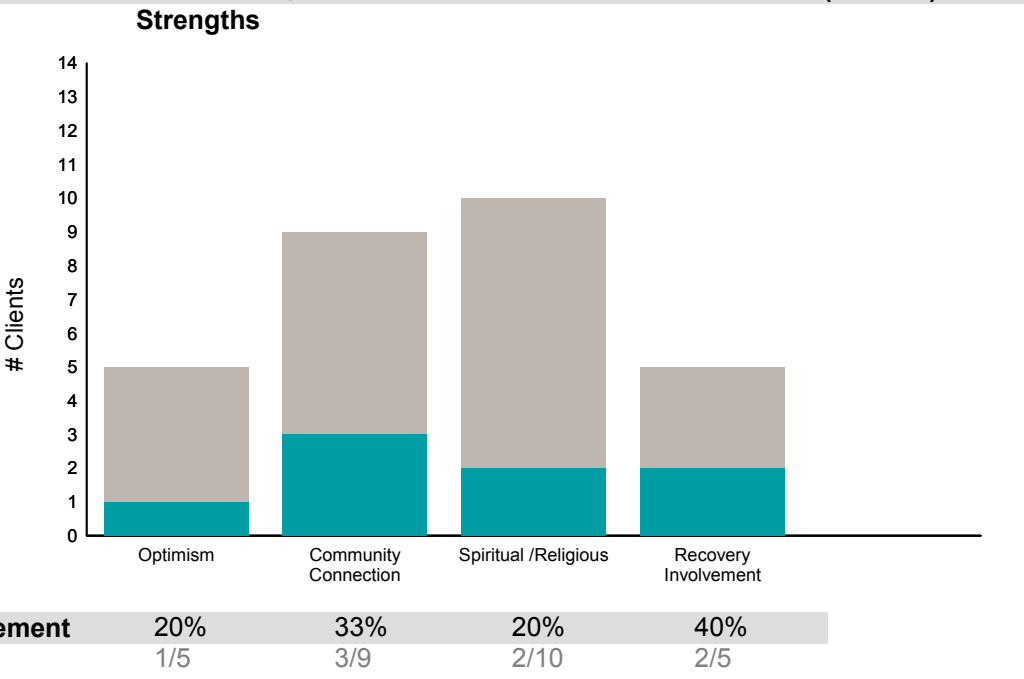
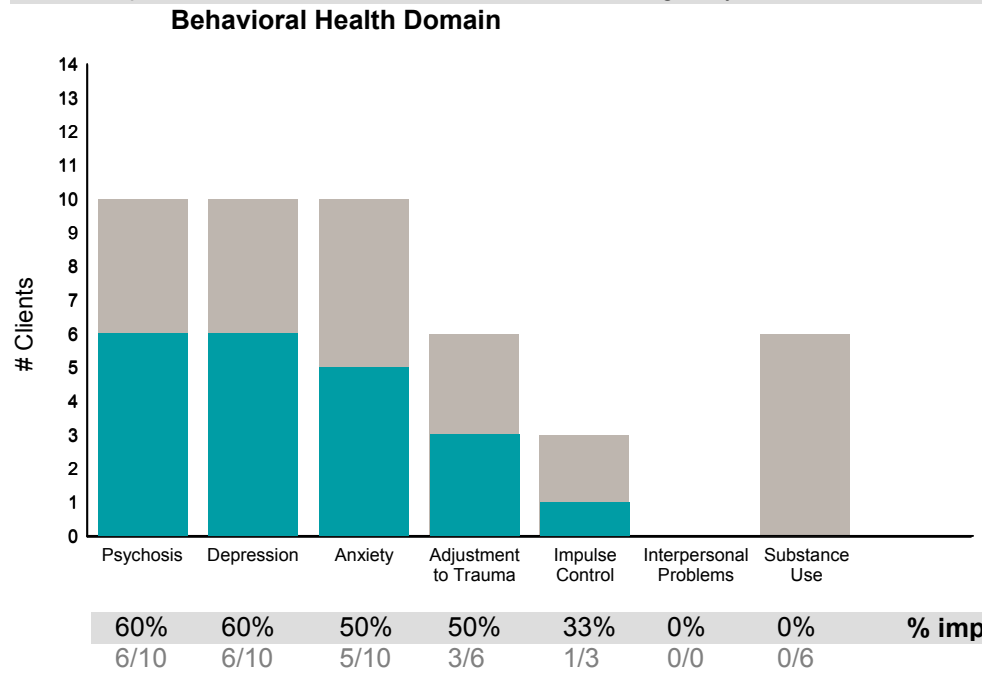
This report reflects data from 7/1/2018 - 9/30/2018



**FY18-19 Q1 Objective A.2 ANSA Outcomes Item-Level Report**  
**GSW FSASF-Prevention+Rec PREP (8990EP)**

Didn't Improve
  Improved
 This report looks at current ANSAs to see how many clients improved on items rated 2 or 3 from the prior ANSA.

Num of episodes w/ min. 2 ANSAs: 14      Average days between ANSAs: 291.9      % clients improved on min. 30% of actionable items: **71% (= 10/14)**



This report reflects data from 7/1/2018 - 9/30/2018

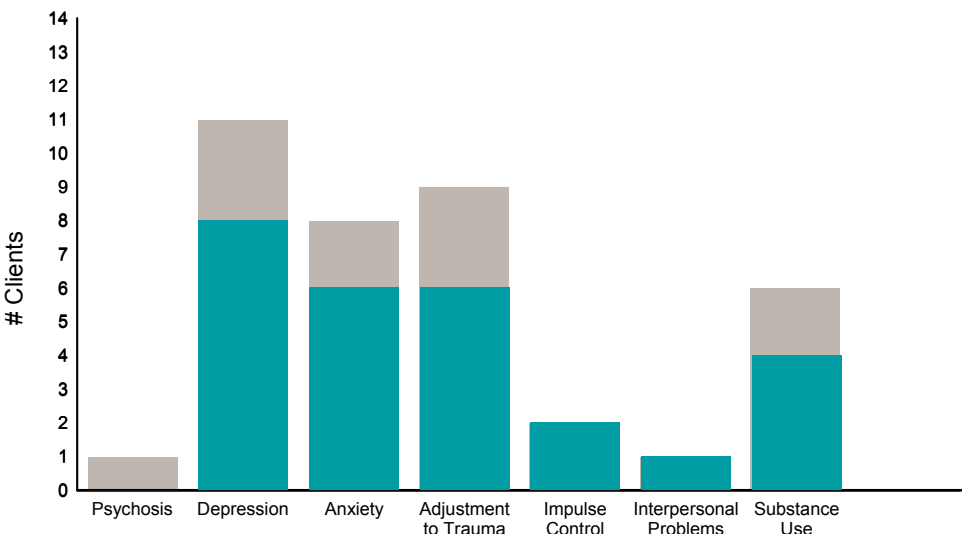


**FY18-19 Q1 Objective A.2 ANSA Outcomes Item-Level Report**  
**HIV MENTAL HEALTH CASE MGM (38BH02)**

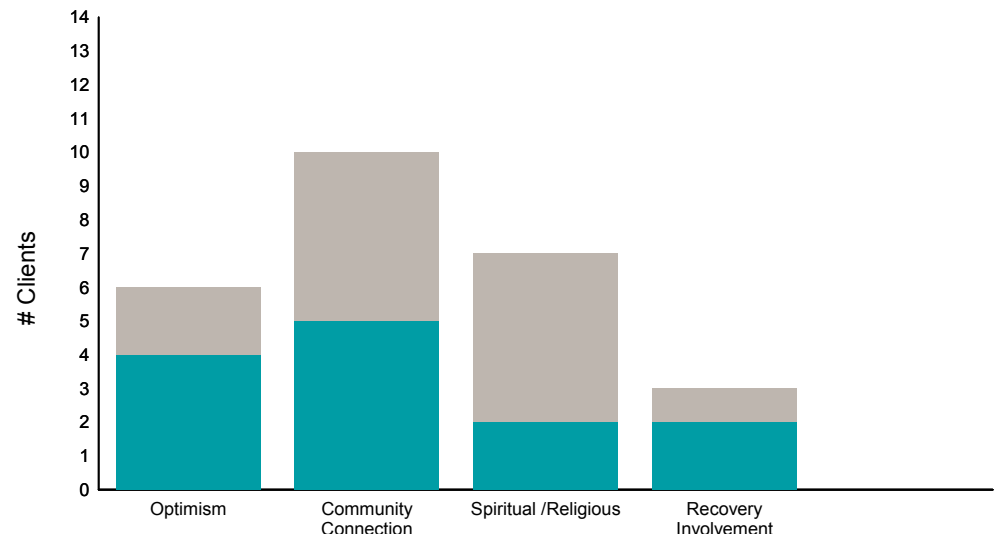
Didn't Improve
  Improved
 This report looks at current ANSAs to see how many clients improved on items rated 2 or 3 from the prior ANSA.

Num of episodes w/ min. 2 ANSAs: 14      Average days between ANSAs: 328.6      % clients improved on min. 30% of actionable items: **86% (= 12/14)**

**Behavioral Health Domain**

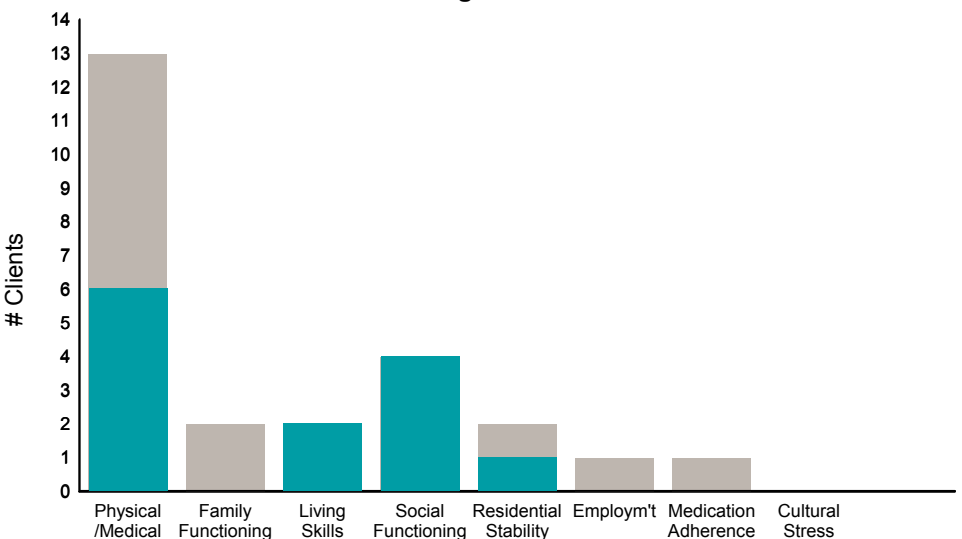


**Strengths**




Item	% improvement
Psychosis	0% (0/1)
Depression	73% (8/11)
Anxiety	75% (6/8)
Adjustment to Trauma	67% (6/9)
Impulse Control	100% (2/2)
Interpersonal Problems	100% (1/1)
Substance Use	67% (4/6)
Optimism	67% (4/6)
Community Connection	50% (5/10)
Spiritual /Religious	29% (2/7)
Recovery Involvement	67% (2/3)

**Life Domain Functioning**



**Risk Behaviors**



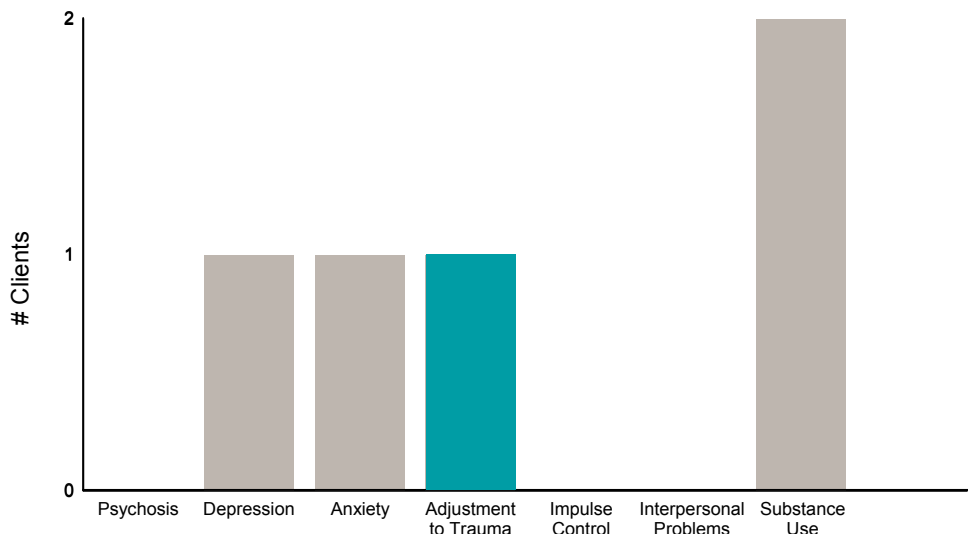
Item	% improvement
Physical /Medical	46% (6/13)
Family Functioning	0% (0/2)
Living Skills	100% (2/2)
Social Functioning	100% (4/4)
Residential Stability	50% (1/2)
Employ'm't	0% (0/1)
Medication Adherence	0% (0/1)
Cultural Stress	0% (0/0)
Danger to Self	100% (1/1)
Danger to Others	0% (0/0)
Self-Injurious Behavior	100% (1/1)
Grave Disability	100% (1/1)
Criminal Behavior	0% (0/0)
Exploitation	0% (0/0)

**FY18-19 Q1 Objective A.2 ANSA Outcomes Item-Level Report**  
**HR360 Adult MH OP(38K3OP)**

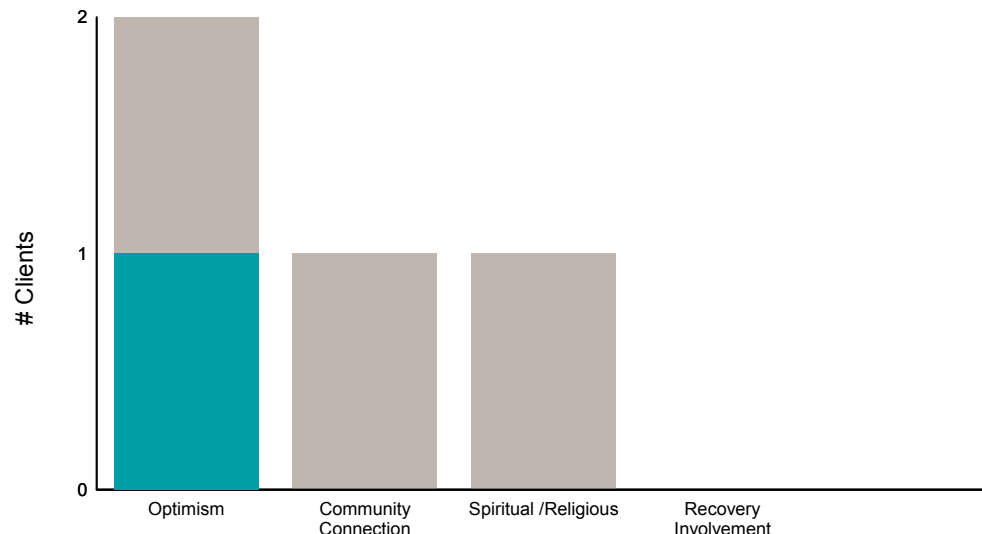
Didn't Improve
  Improved
 This report looks at current ANSAs to see how many clients improved on items rated 2 or 3 from the prior ANSA.

Num of episodes w/ min. 2 ANSAs: **2**      Average days between ANSAs: **367.0**      % clients improved on min. 30% of actionable items: **50% (= 1/2)**

**Behavioral Health Domain**

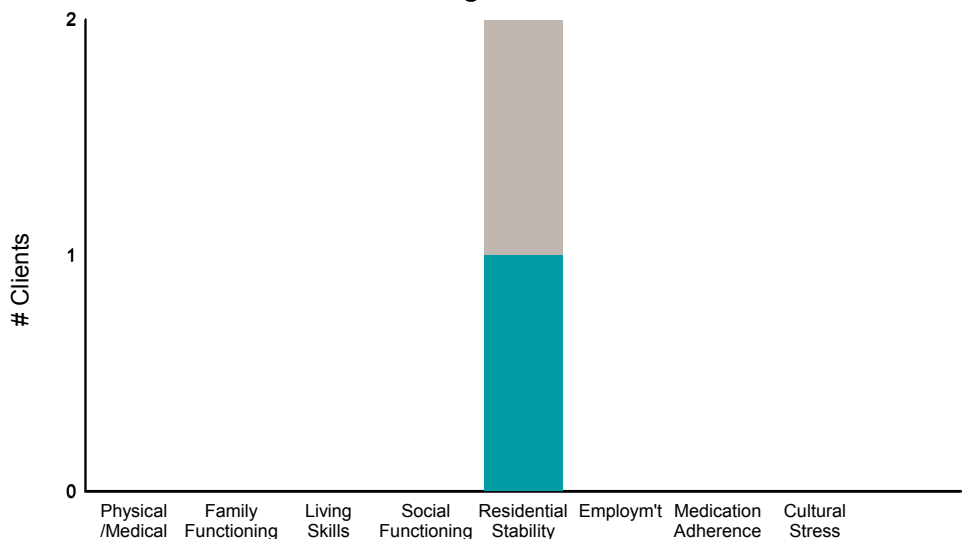


**Strengths**

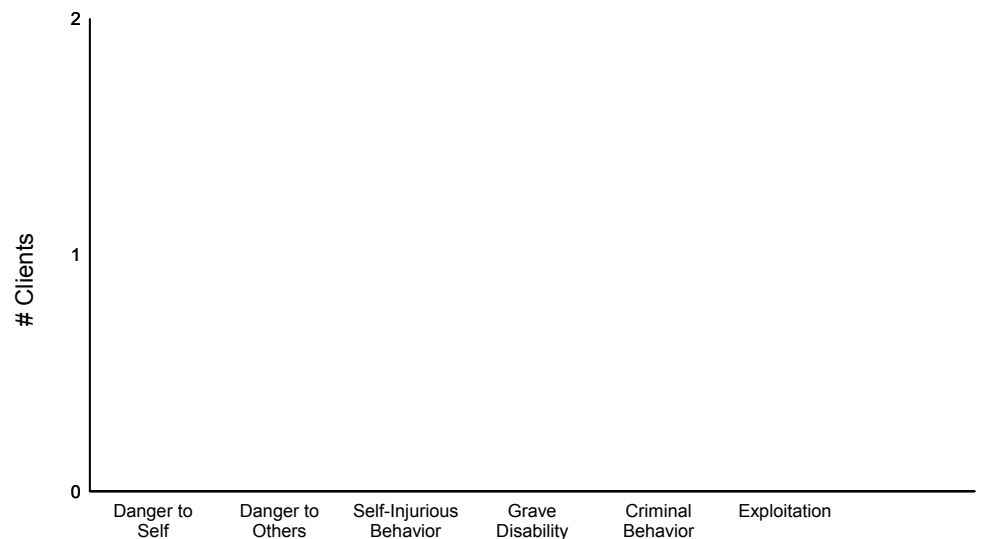


Item	Improvement %	Count
Psychosis	0%	0/0
Depression	0%	0/1
Anxiety	0%	0/1
Adjustment to Trauma	100%	1/1
Impulse Control	0%	0/0
Interpersonal Problems	0%	0/0
Substance Use	0%	0/2
<b>% improvement</b>		
Optimism	50%	1/2
Community Connection	0%	0/1
Spiritual /Religious	0%	0/1
Recovery Involvement	0%	0/0

**Life Domain Functioning**



**Risk Behaviors**

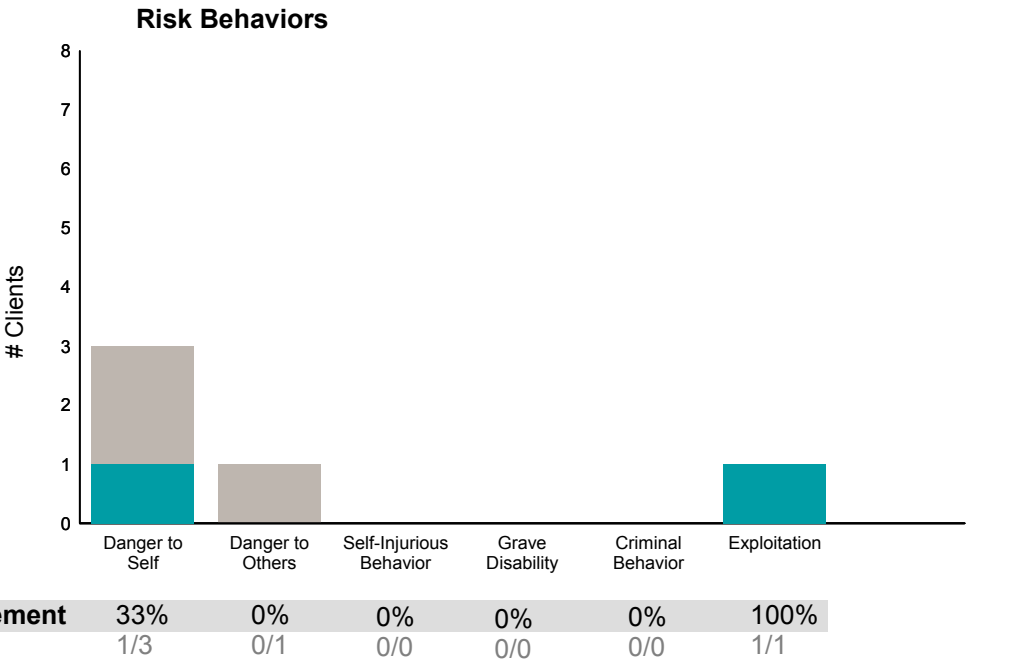
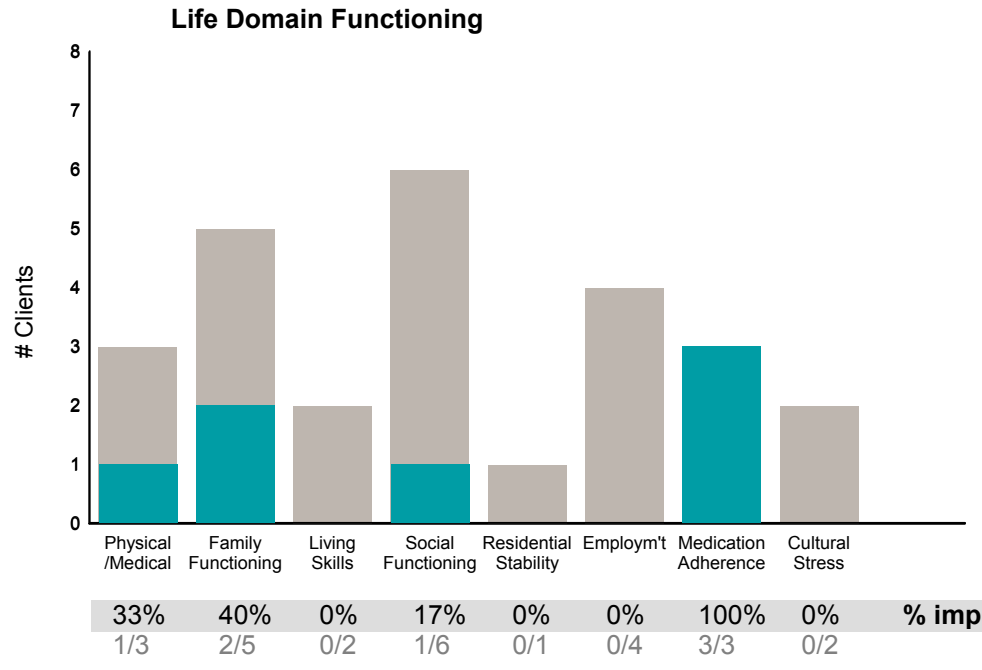
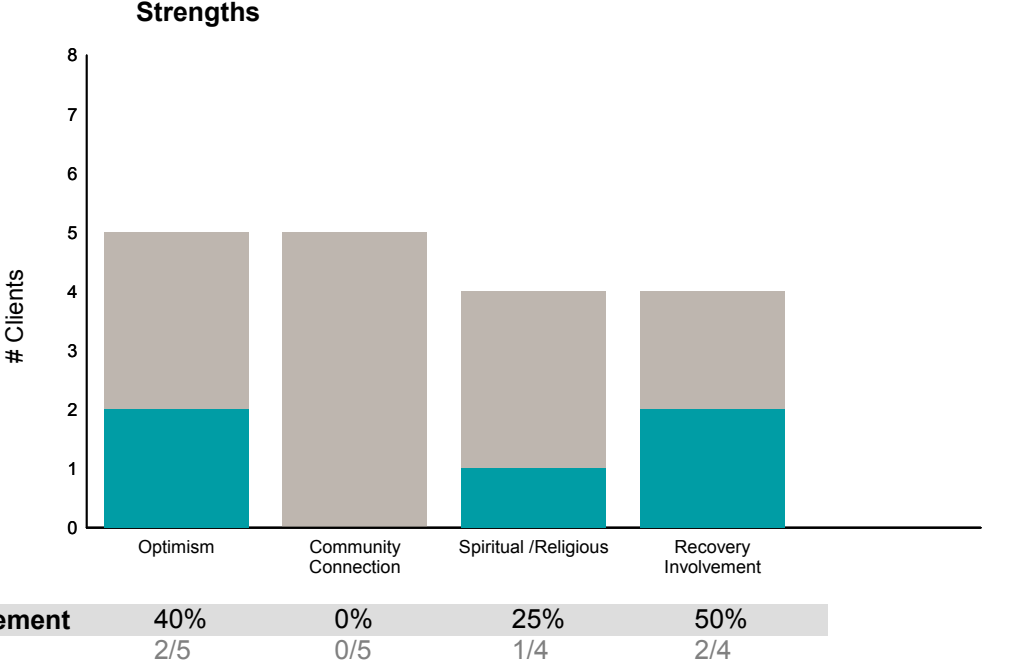
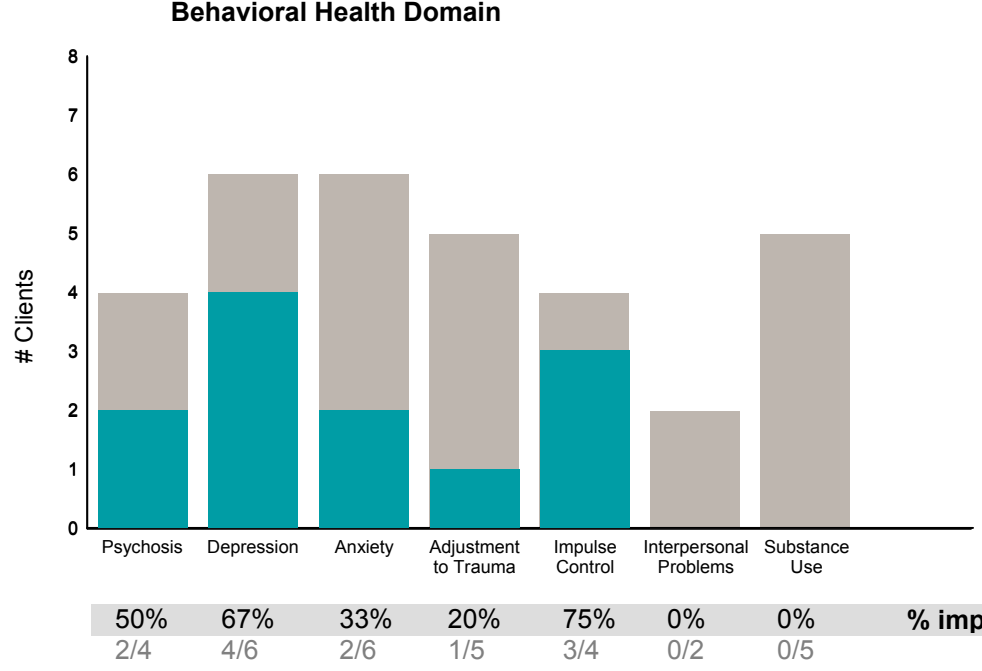


Item	Improvement %	Count
Physical /Medical	0%	0/0
Family Functioning	0%	0/0
Living Skills	0%	0/0
Social Functioning	0%	0/0
Residential Stability	50%	1/2
Employ'm't	0%	0/0
Medication Adherence	0%	0/0
Cultural Stress	0%	0/0
<b>% improvement</b>		
Danger to Self	0%	0/0
Danger to Others	0%	0/0
Self-Injurious Behavior	0%	0/0
Grave Disability	0%	0/0
Criminal Behavior	0%	0/0
Exploitation	0%	0/0

**FY18-19 Q1 Objective A.2 ANSA Outcomes Item-Level Report**  
**Hyde Adult FSP Outpatient (38BRA3)**

Didn't Improve
  Improved
 This report looks at current ANSAs to see how many clients improved on items rated 2 or 3 from the prior ANSA.

Num of episodes w/ min. 2 ANSAs: **8**      Average days between ANSAs: **330.1**      % clients improved on min. 30% of actionable items: **75% (= 6/8)**



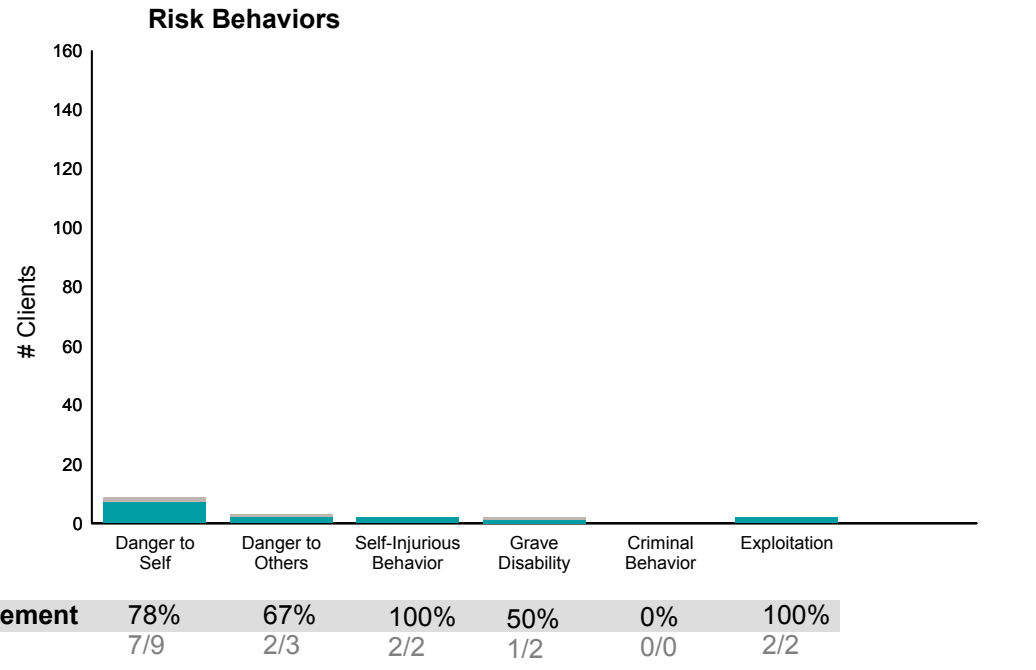
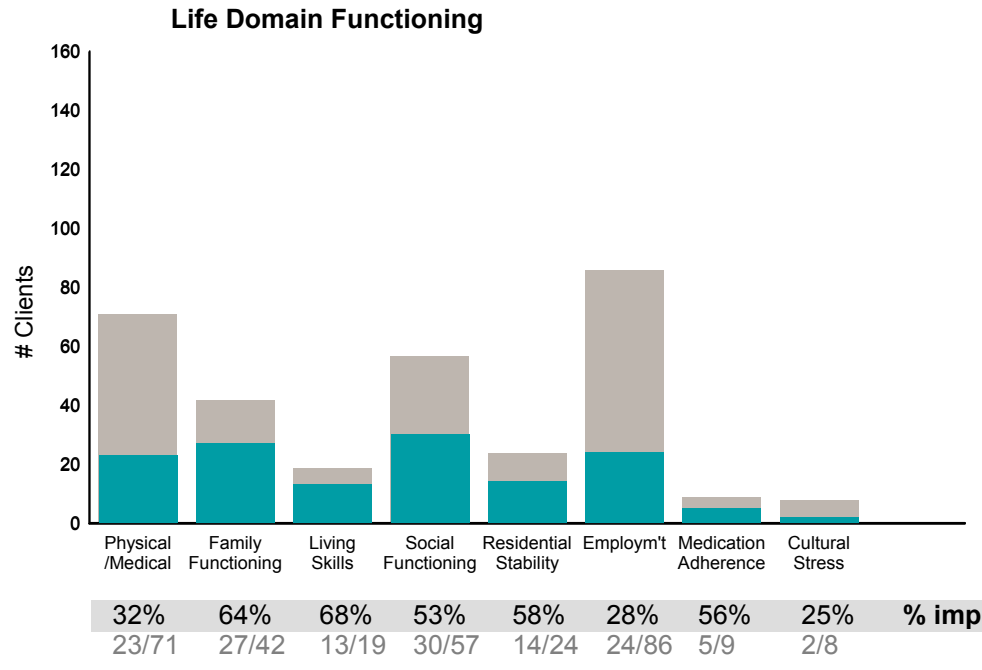
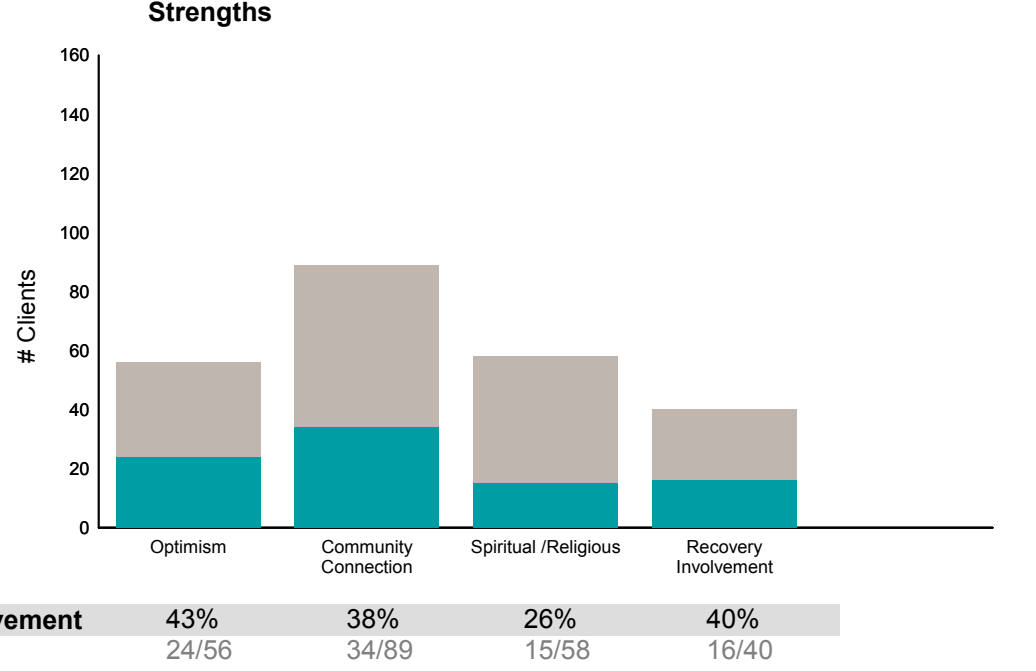
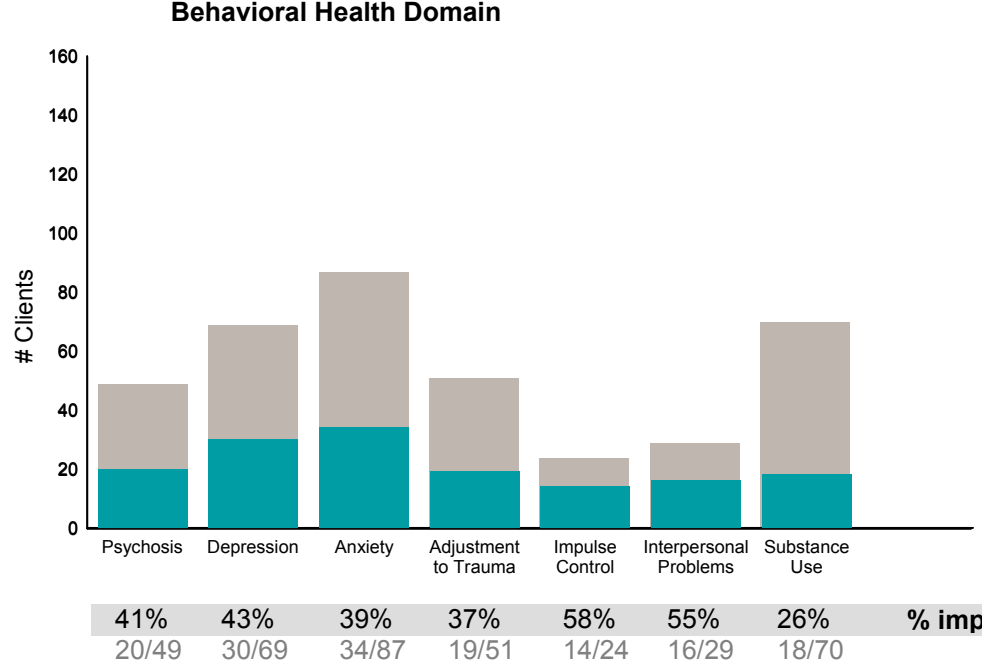
This report reflects data from 7/1/2018 - 9/30/2018



**FY18-19 Q1 Objective A.2 ANSA Outcomes Item-Level Report**  
**Hyde St Community Services Inc. (38BR3)**

Didn't Improve
  Improved
 This report looks at current ANSAs to see how many clients improved on items rated 2 or 3 from the prior ANSA.

Num of episodes w/ min. 2 ANSAs: 149      Average days between ANSAs: 309.9      % clients improved on min. 30% of actionable items: **56% (= 79/142)**



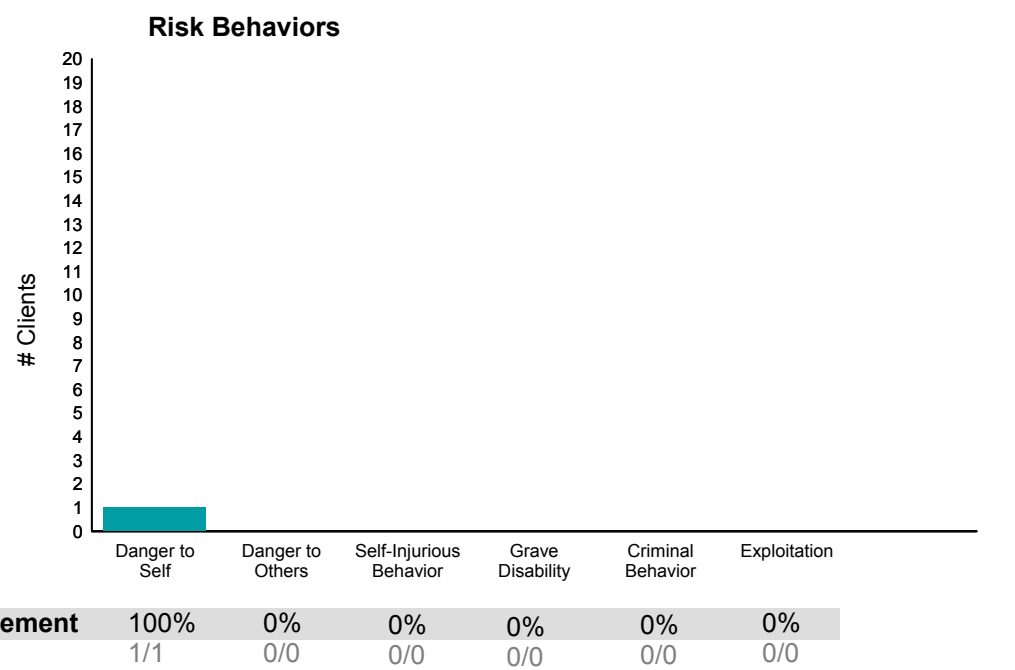
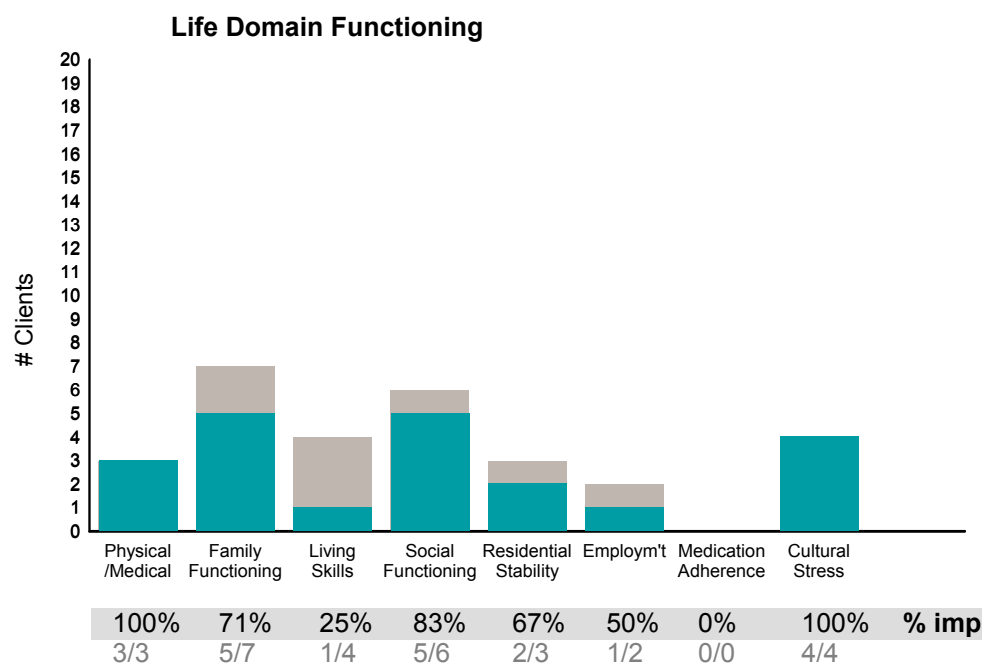
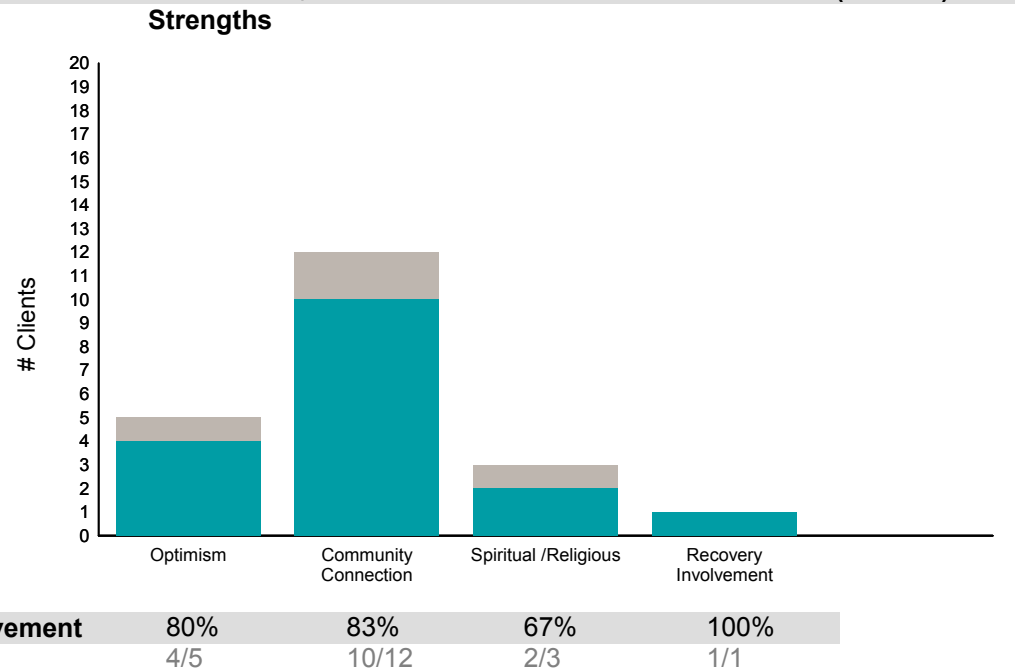
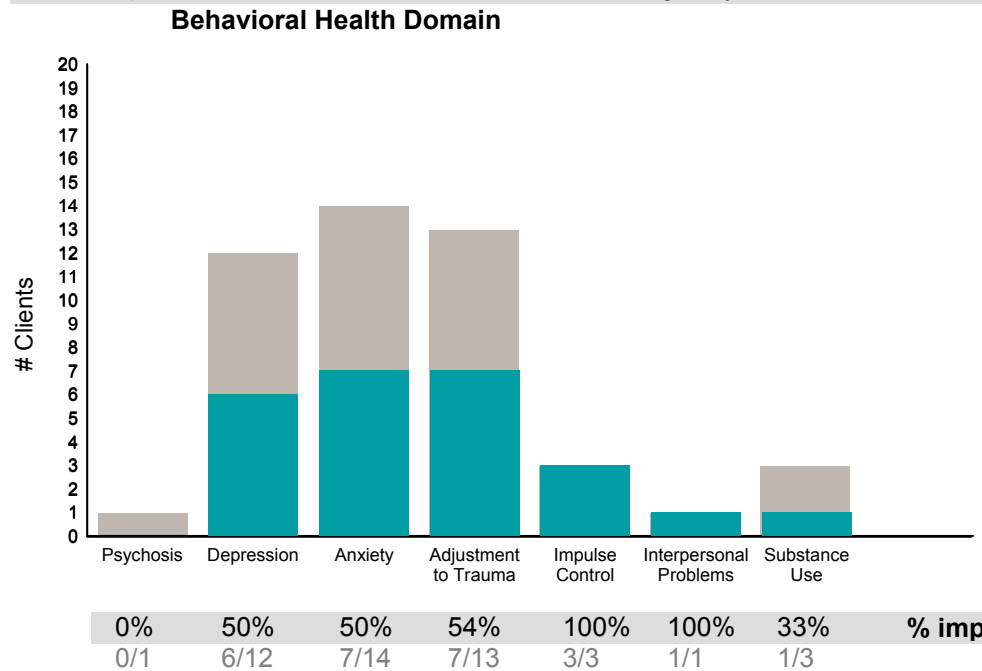
This report reflects data from 7/1/2018 - 9/30/2018



**FY18-19 Q1 Objective A.2 ANSA Outcomes Item-Level Report**  
**Infant Parent Prg (38C84)**

Didn't Improve
  Improved
 This report looks at current ANSAs to see how many clients improved on items rated 2 or 3 from the prior ANSA.

Num of episodes w/ min. 2 ANSAs: 20      Average days between ANSAs: 213.2      % clients improved on min. 30% of actionable items: **85% (= 17/20)**



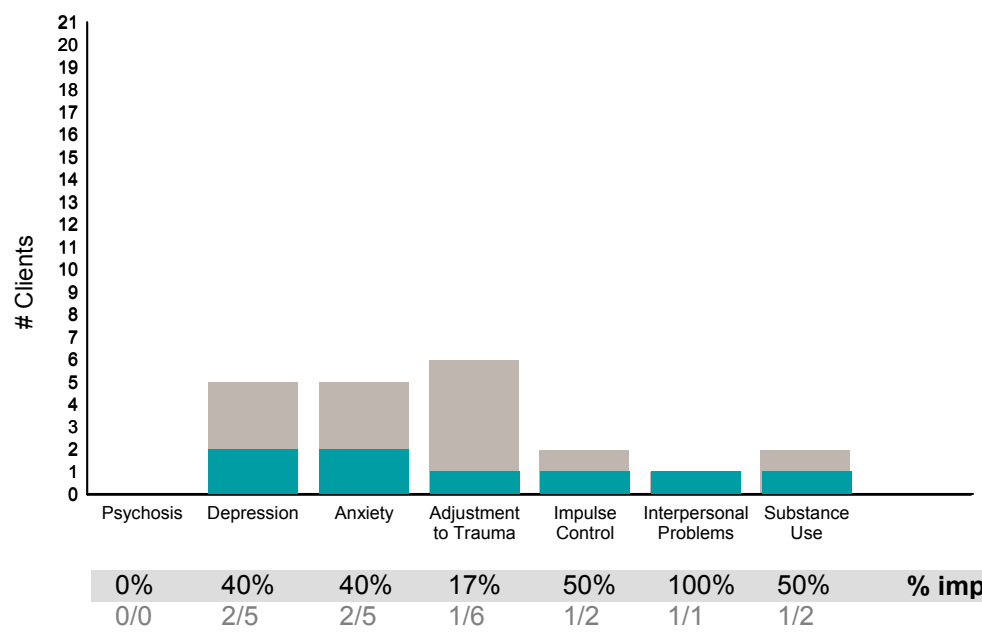
This report reflects data from 7/1/2018 - 9/30/2018



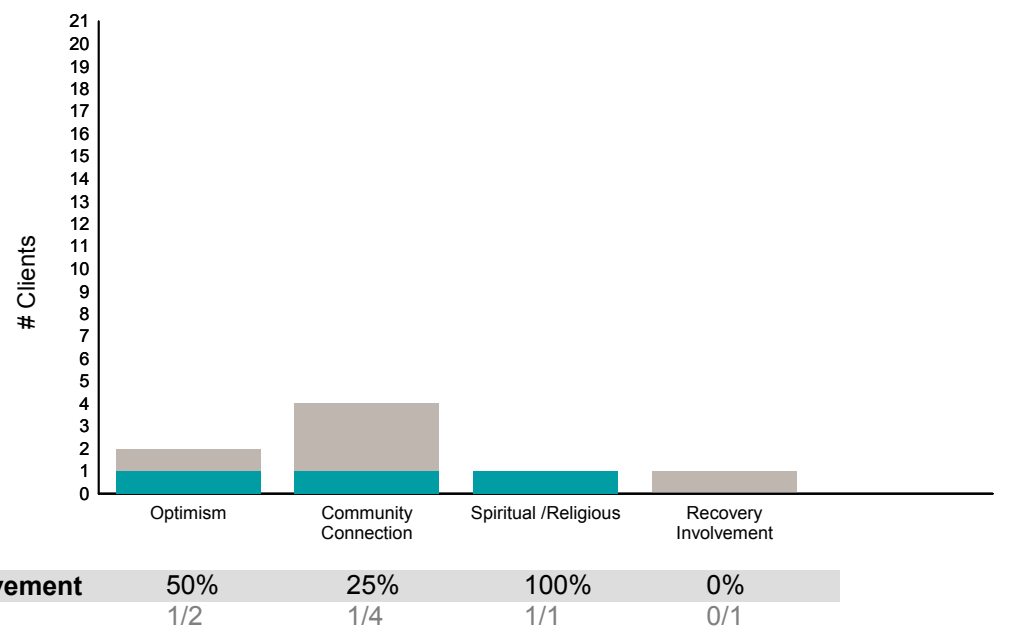
Didn't Improve
  Improved
 This report looks at current ANSAs to see how many clients improved on items rated 2 or 3 from the prior ANSA.

Num of episodes w/ min. 2 ANSAs: 21      Average days between ANSAs: 267.5      % clients improved on min. 30% of actionable items: **55% (= 6/11)**

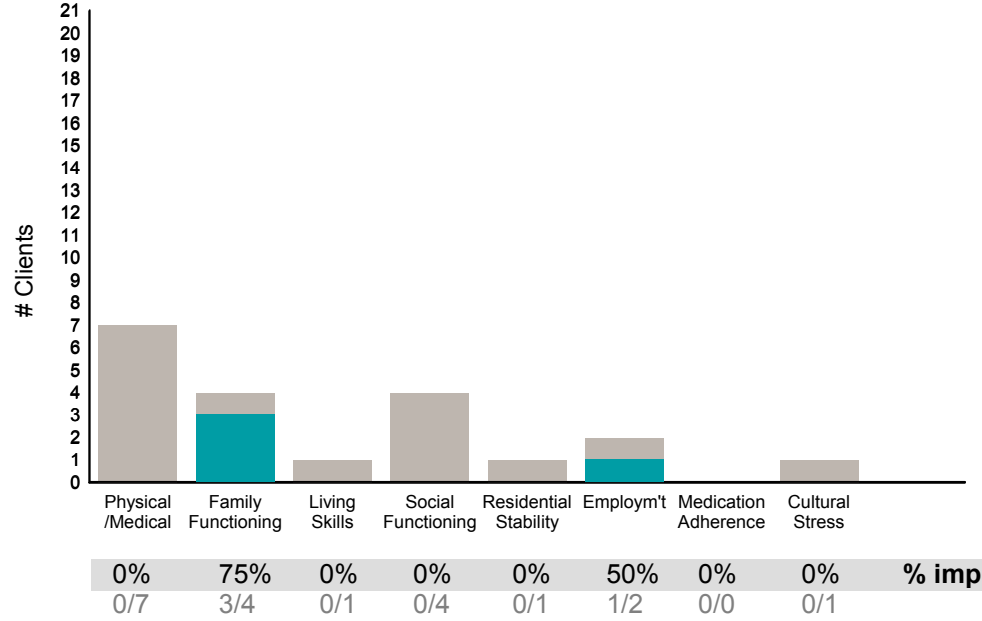
**Behavioral Health Domain**



**Strengths**



**Life Domain Functioning**



**Risk Behaviors**

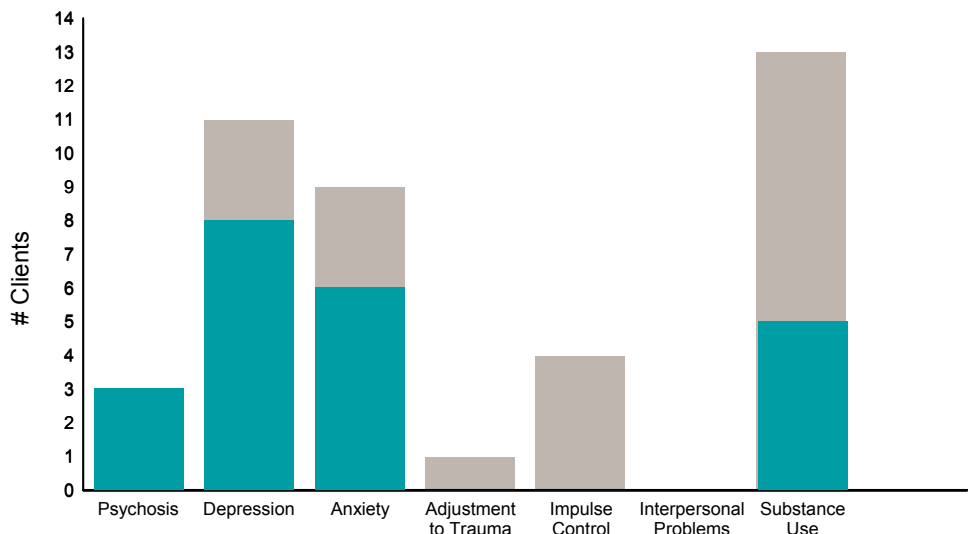


**FY18-19 Q1 Objective A.2 ANSA Outcomes Item-Level Report**  
**La Amistad Residential Adult & Day Treatment (38091, 38092)**

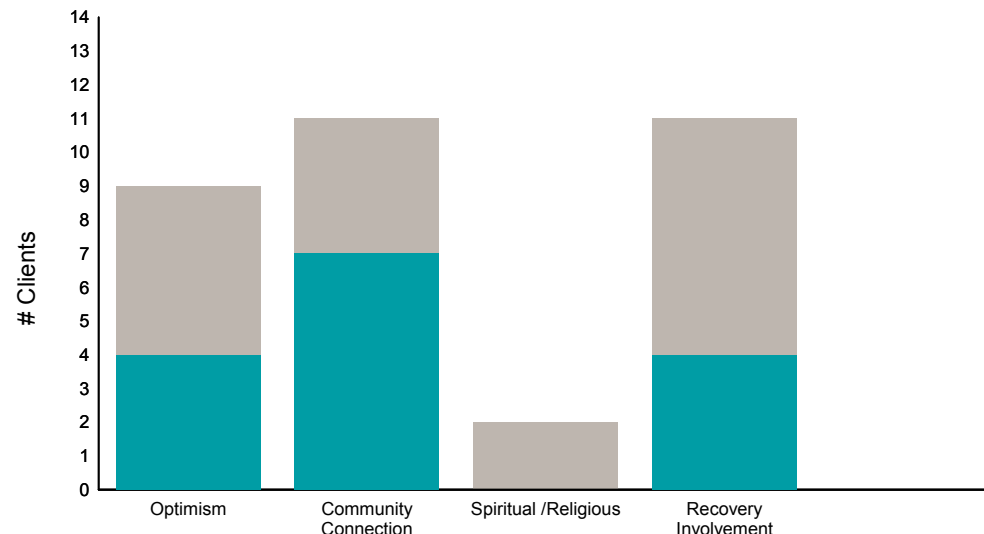
Didn't Improve
  Improved
 This report looks at current ANSAs to see how many clients improved on items rated 2 or 3 from the prior ANSA.

Num of episodes w/ min. 2 ANSAs: **14**      Average days between ANSAs: **54.6**      % clients improved on min. 30% of actionable items: **100% (= 14/14)**

**Behavioral Health Domain**

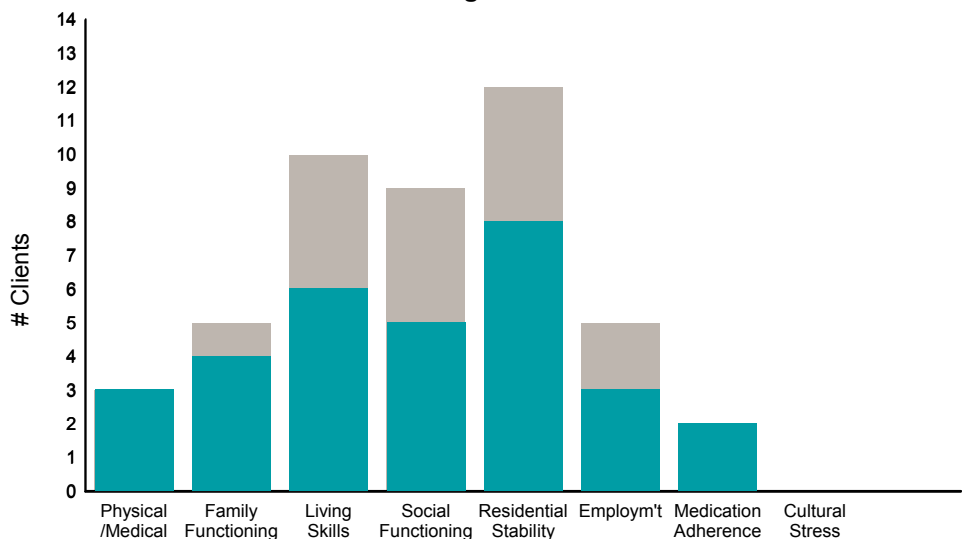


**Strengths**

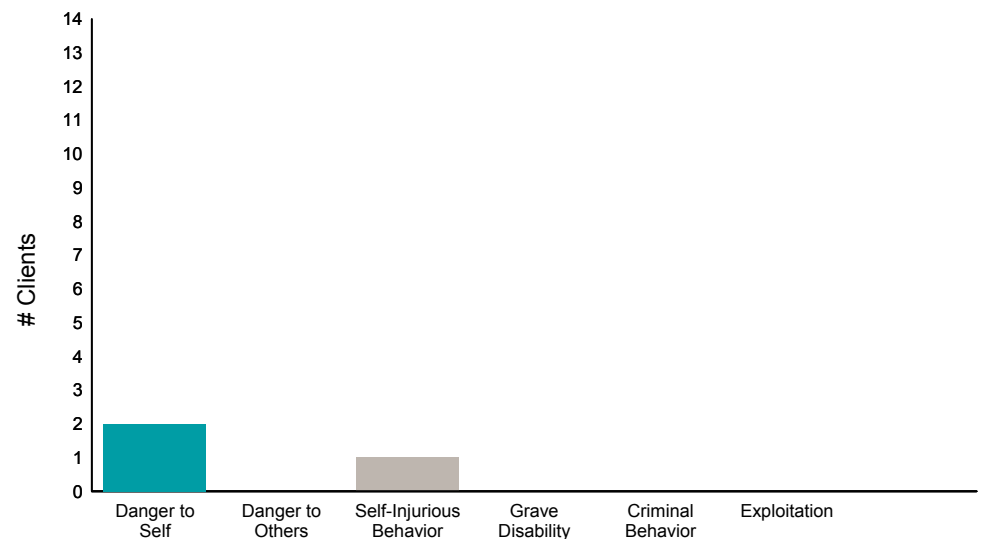


Behavioral Health Domain							% improvement	Strengths			
100%	73%	67%	0%	0%	0%	38%	44%	64%	0%	36%	
3/3	8/11	6/9	0/1	0/4	0/0	5/13	4/9	7/11	0/2	4/11	

**Life Domain Functioning**



**Risk Behaviors**



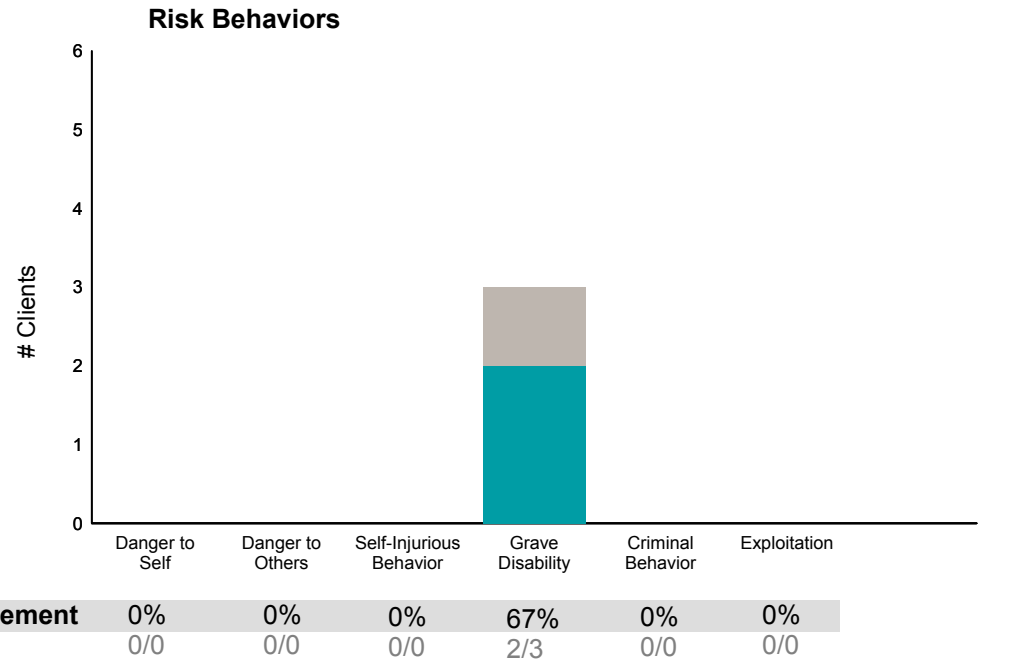
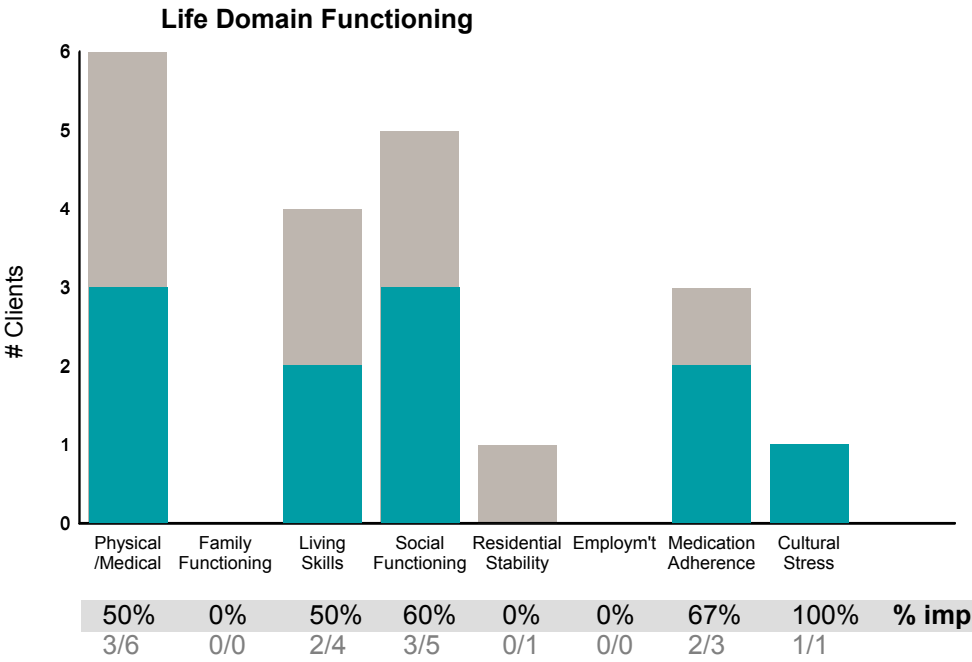
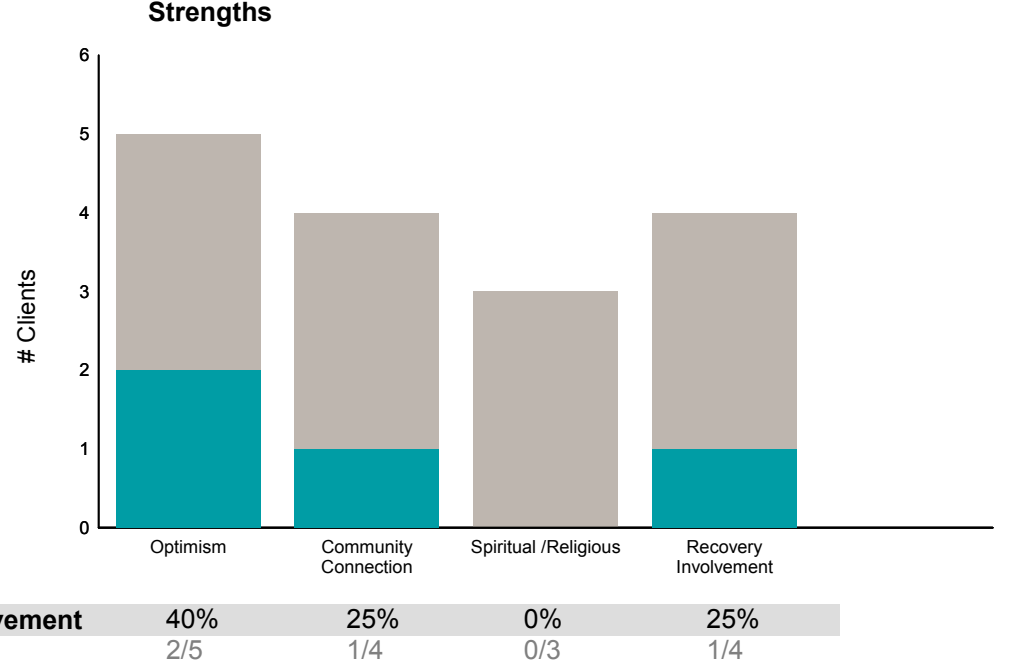
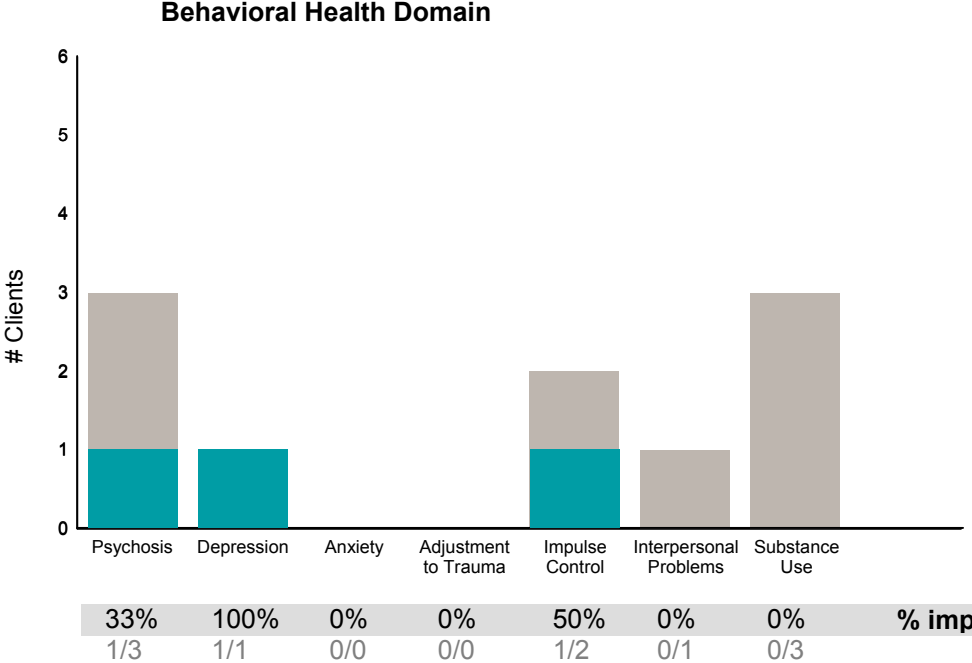
Life Domain Functioning								% improvement	Risk Behaviors					
100%	80%	60%	56%	67%	60%	100%	0%	100%	0%	0%	0%	0%	0%	
3/3	4/5	6/10	5/9	8/12	3/5	2/2	0/0	2/2	0/0	0/1	0/0	0/0	0/0	

This report reflects data from 7/1/2018 - 9/30/2018

**FY18-19 Q1 Objective A.2 ANSA Outcomes Item-Level Report**  
**LHH Dept of Psychiatry (38KJOP)**

Didn't Improve
  Improved
 This report looks at current ANSAs to see how many clients improved on items rated 2 or 3 from the prior ANSA.

Num of episodes w/ min. 2 ANSAs: **6**      Average days between ANSAs: **190.5**      % clients improved on min. 30% of actionable items: **67% (= 4/6)**



This report reflects data from 7/1/2018 - 9/30/2018



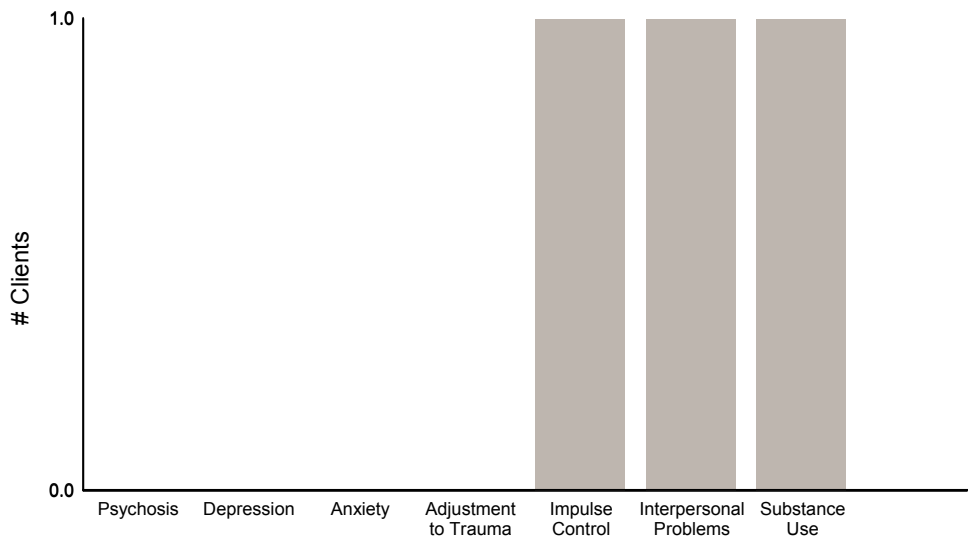


FY18-19 Q1 Objective A.2 ANSA Outcomes Item-Level Report  
**LHH NON SPECIALTY PRIMARY CARE**

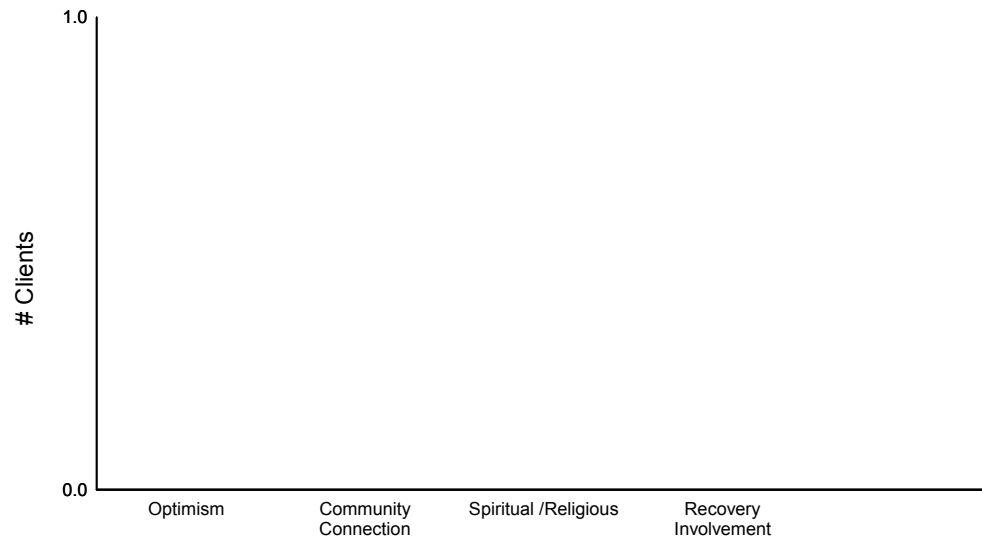
Didn't Improve    This report looks at current ANSAs to see how many clients improved on items rated 2 or 3 from the prior ANSA.  
 Improved

Num of episodes w/ min. 2 ANSAs: 1      Average days between ANSAs: 190.0      % clients improved on min. 30% of actionable items: **0%**

**Behavioral Health Domain**

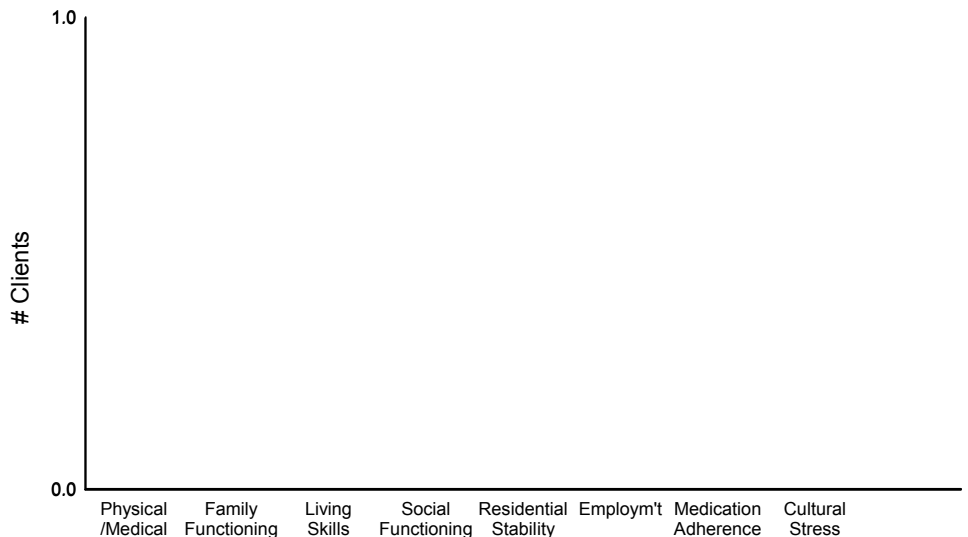


**Strengths**




**% improvement**

**Life Domain Functioning**



**Risk Behaviors**

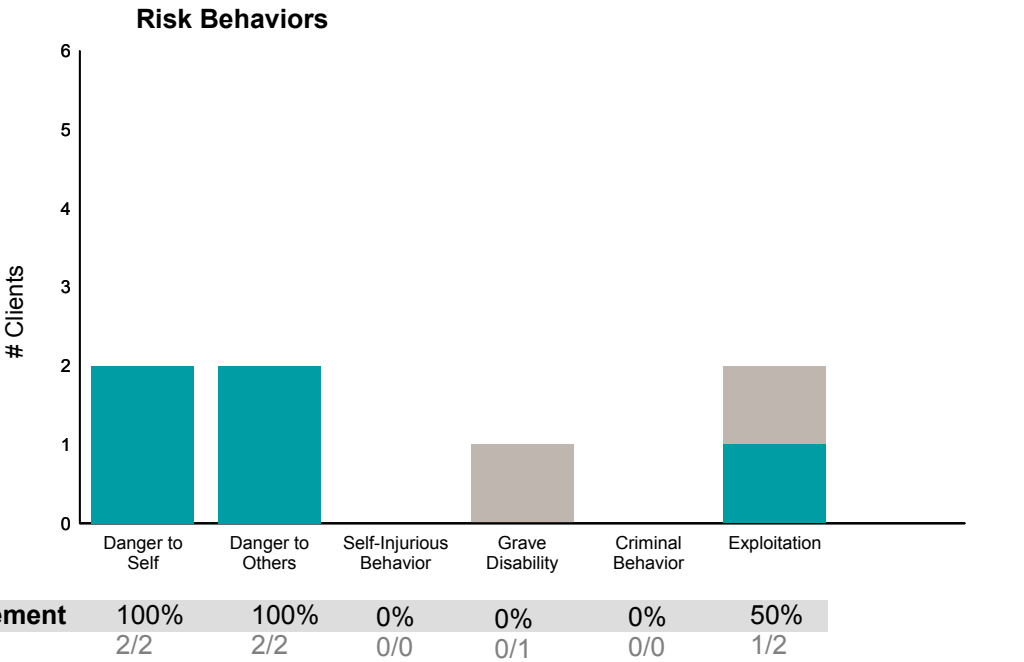
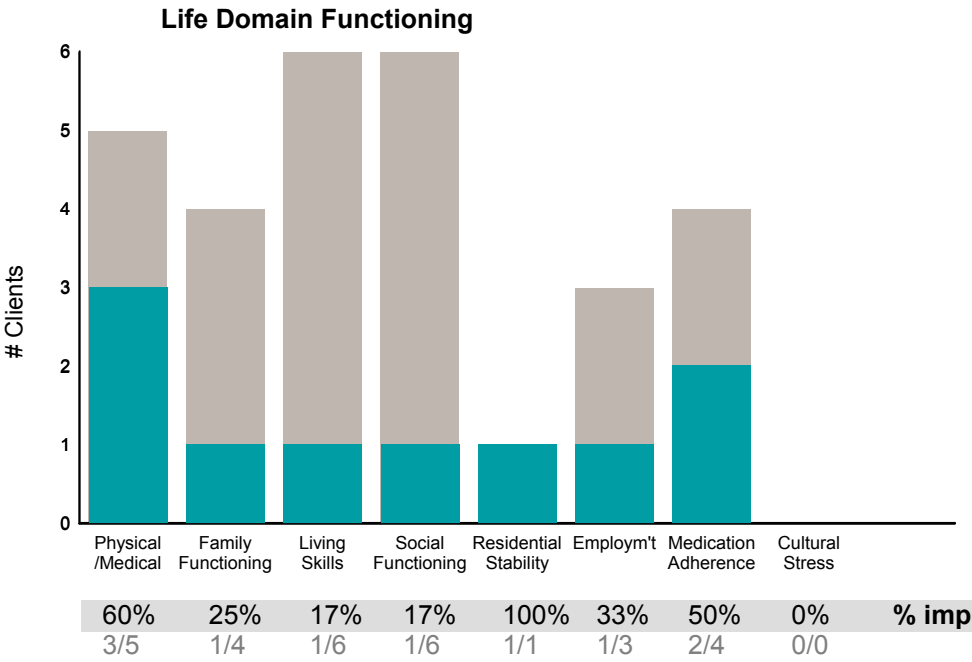
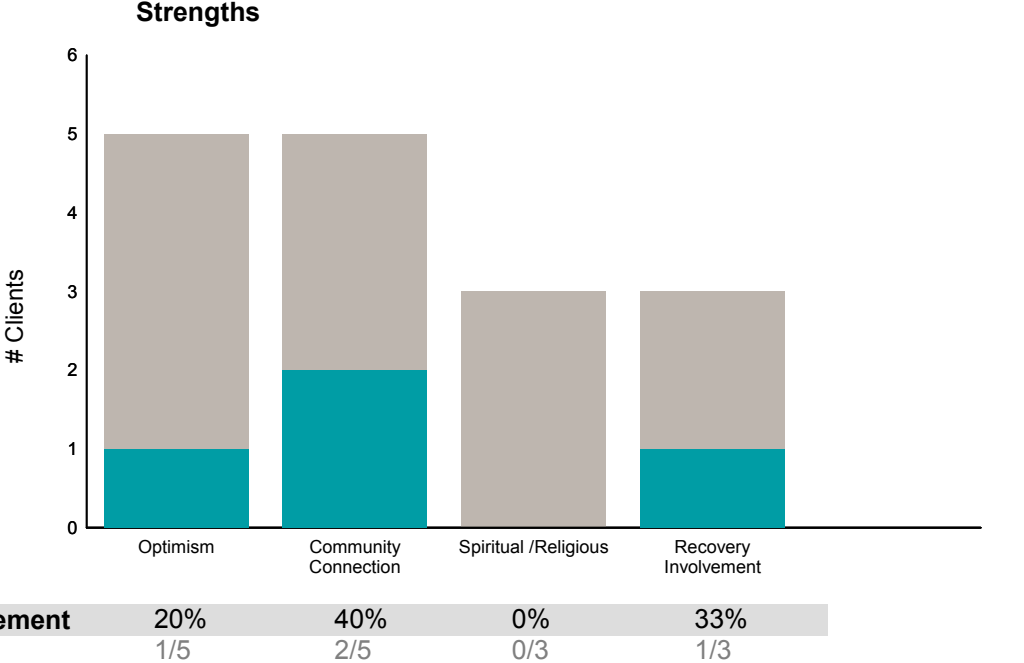
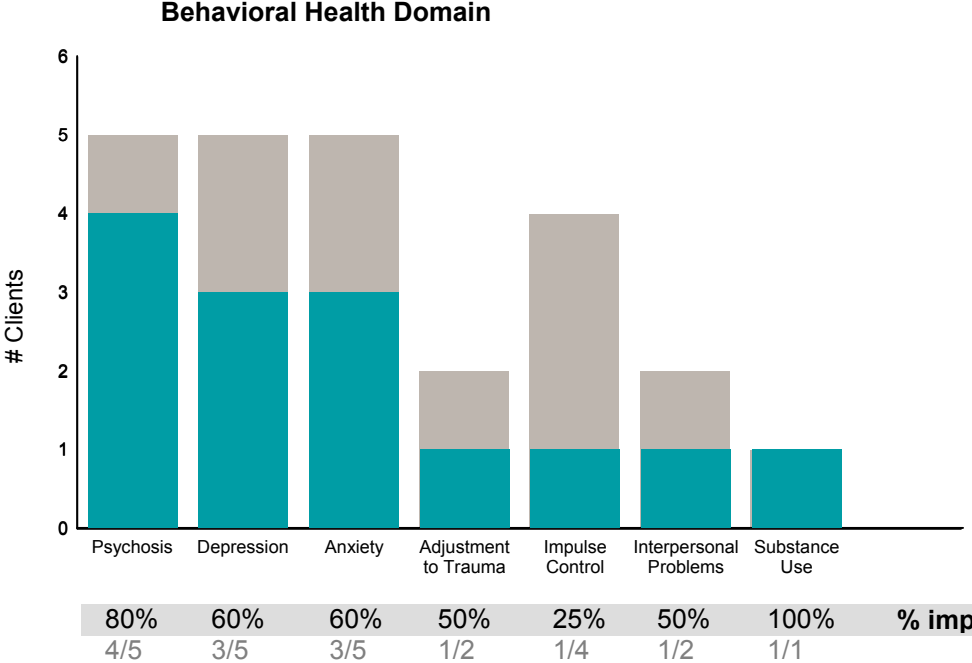


**% improvement**

**FY18-19 Q1 Objective A.2 ANSA Outcomes Item-Level Report**  
**MISSION MH MISSION ACT (3804SP)**

Didn't Improve
  Improved
 This report looks at current ANSAs to see how many clients improved on items rated 2 or 3 from the prior ANSA.

Num of episodes w/ min. 2 ANSAs: **6**      Average days between ANSAs: **509.8**      % clients improved on min. 30% of actionable items: **83% (= 5/6)**



This report reflects data from 7/1/2018 - 9/30/2018

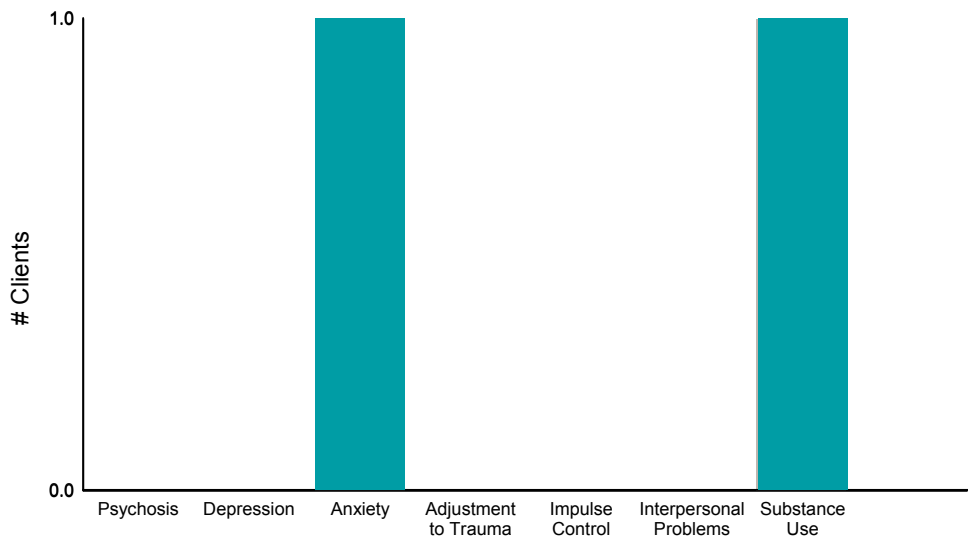


FY18-19 Q1 Objective A.2 ANSA Outcomes Item-Level Report  
 Mission MH PSTAC (3804PS)

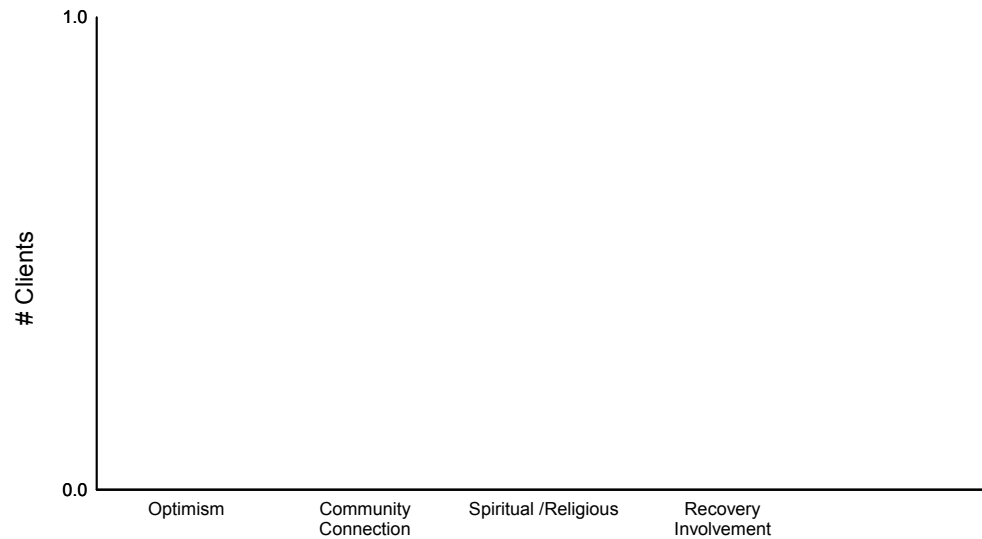
Didn't Improve
  Improved
 This report looks at current ANSAs to see how many clients improved on items rated 2 or 3 from the prior ANSA.

Num of episodes w/ min. 2 ANSAs: 1      Average days between ANSAs: 148.0      % clients improved on min. 30% of actionable items: **100% (= 1/1)**

**Behavioral Health Domain**




**Strengths**

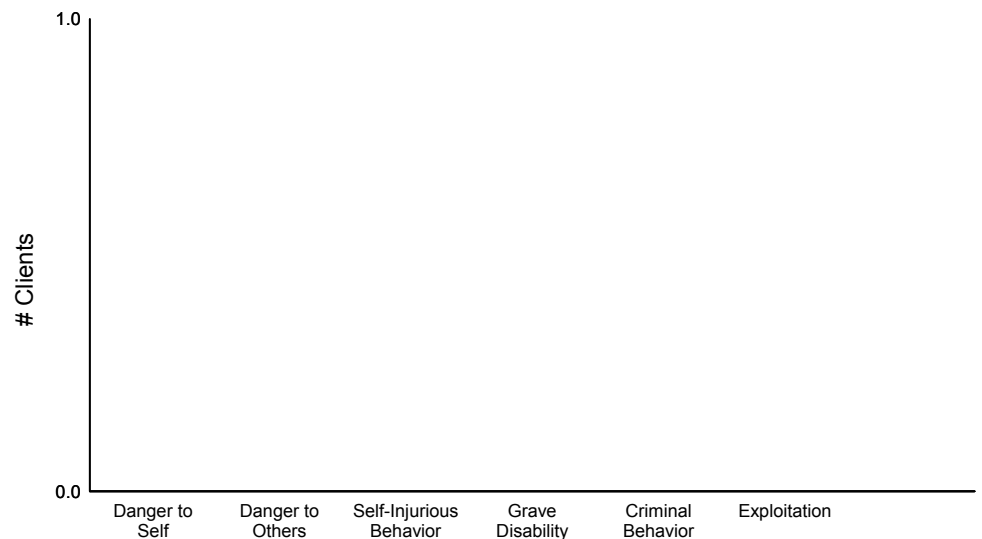


0%	0%	100%	0%	0%	0%	100%	<b>% improvement</b>	0%	0%	0%	0%
0/0	0/0	1/1	0/0	0/0	0/0	1/1		0/0	0/0	0/0	0/0

**Life Domain Functioning**



**Risk Behaviors**

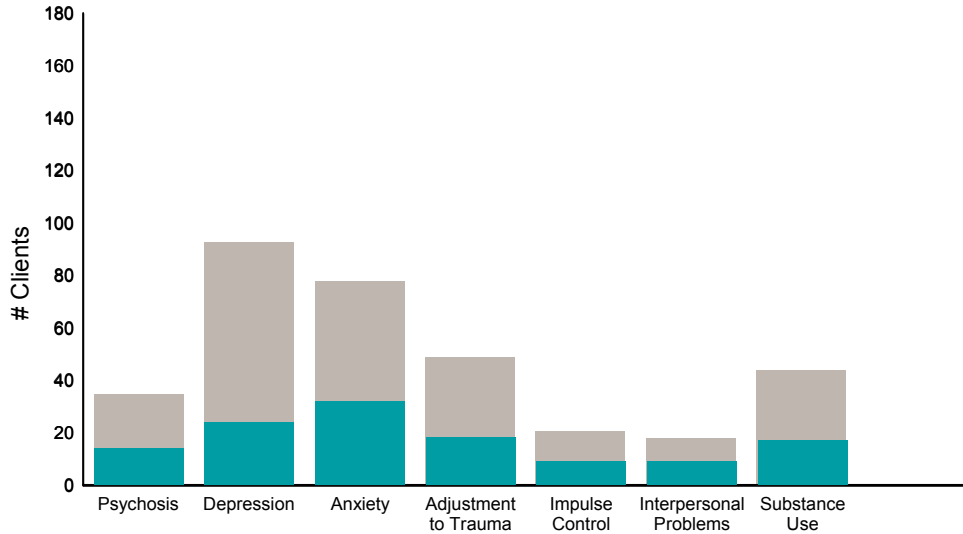


0%	0%	0%	0%	0%	0%	0%	0%	<b>% improvement</b>	0%	0%	0%	0%	0%	0%
0/0	0/0	0/0	0/0	0/0	0/0	0/0	0/0		0/0	0/0	0/0	0/0	0/0	0/0

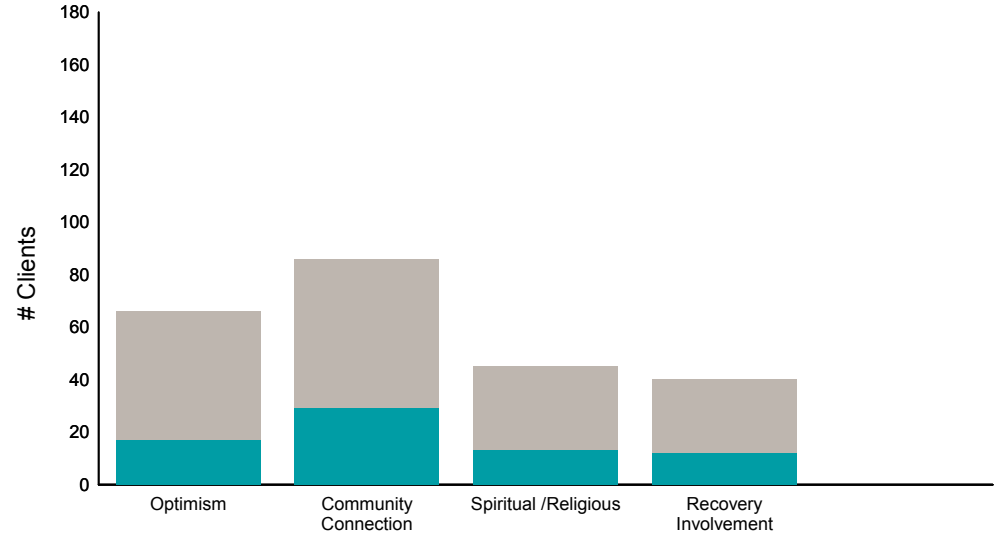
Didn't Improve    This report looks at current ANSAs to see how many clients improved on items rated 2 or 3 from the prior ANSA.  
 Improved

Num of episodes w/ min. 2 ANSAs: 170    Average days between ANSAs: 410.3    % clients improved on min. 30% of actionable items: **57% (= 77/134)**

**Behavioral Health Domain**

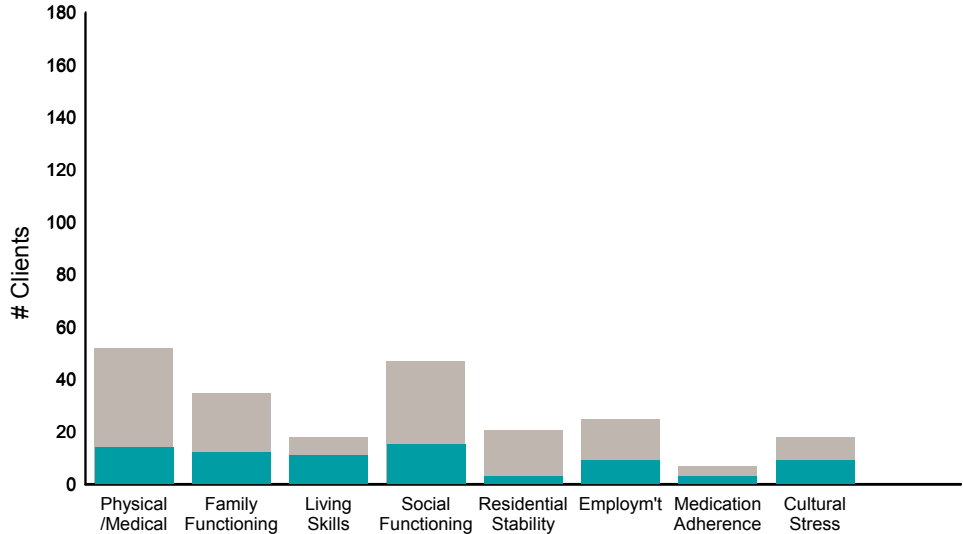


**Strengths**

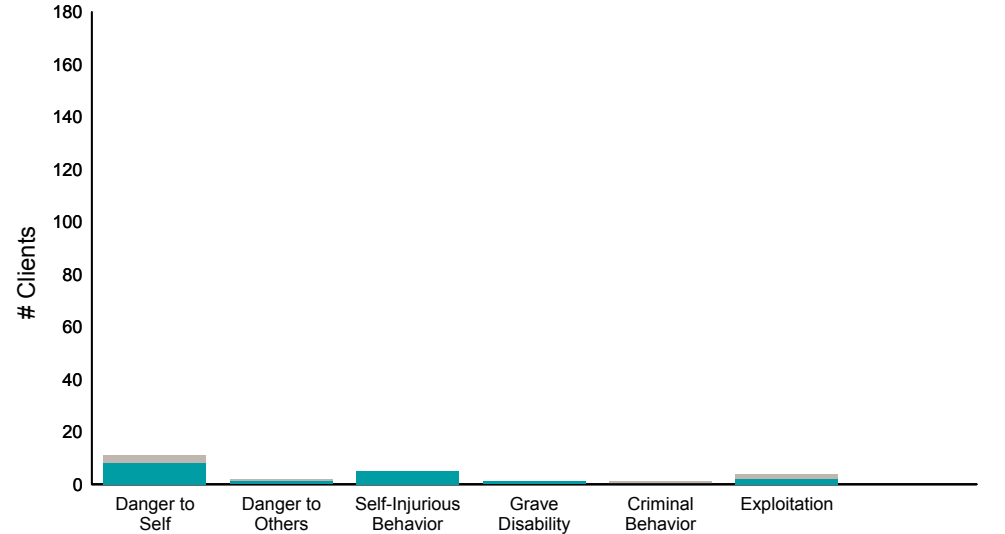


Item	% improvement
Psychosis	40% (14/35)
Depression	26% (24/93)
Anxiety	41% (32/78)
Adjustment to Trauma	37% (18/49)
Impulse Control	43% (9/21)
Interpersonal Problems	50% (9/18)
Substance Use	39% (17/44)
Optimism	26% (17/66)
Community Connection	34% (29/86)
Spiritual /Religious	29% (13/45)
Recovery Involvement	30% (12/40)

**Life Domain Functioning**



**Risk Behaviors**

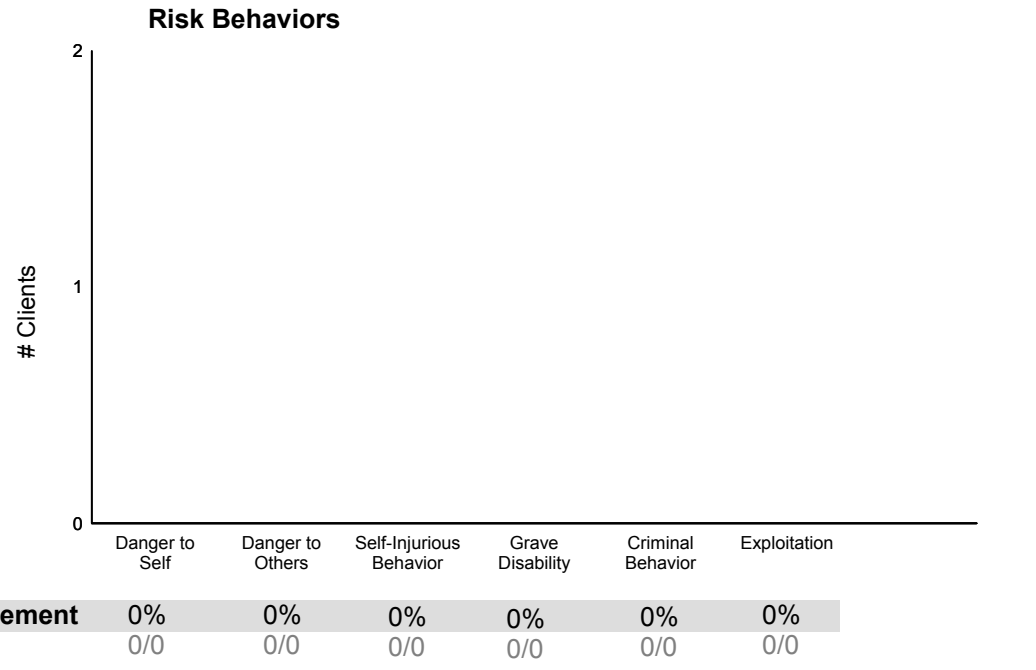
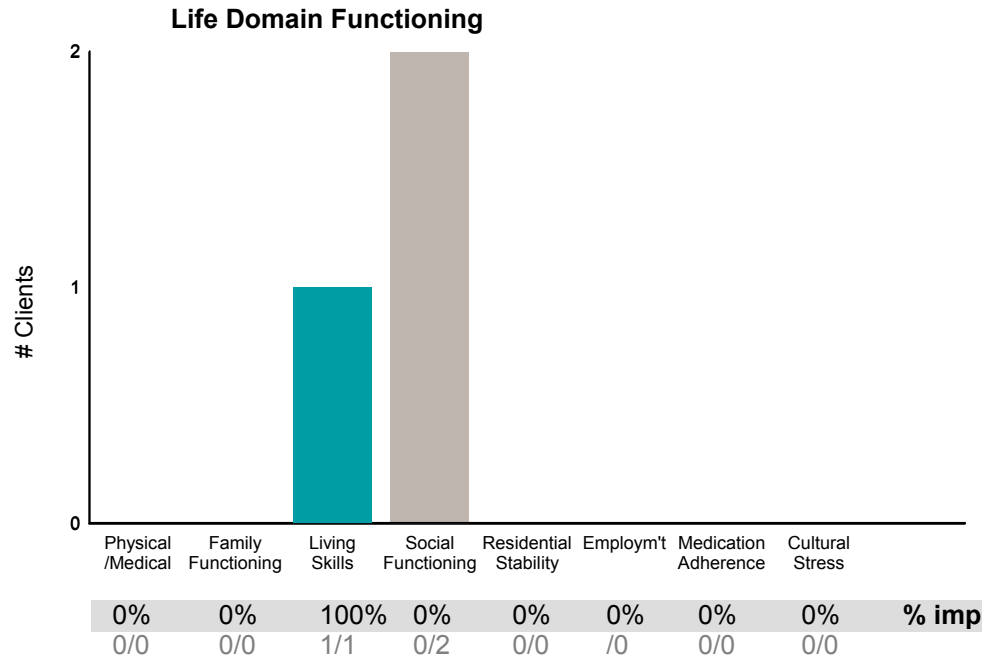
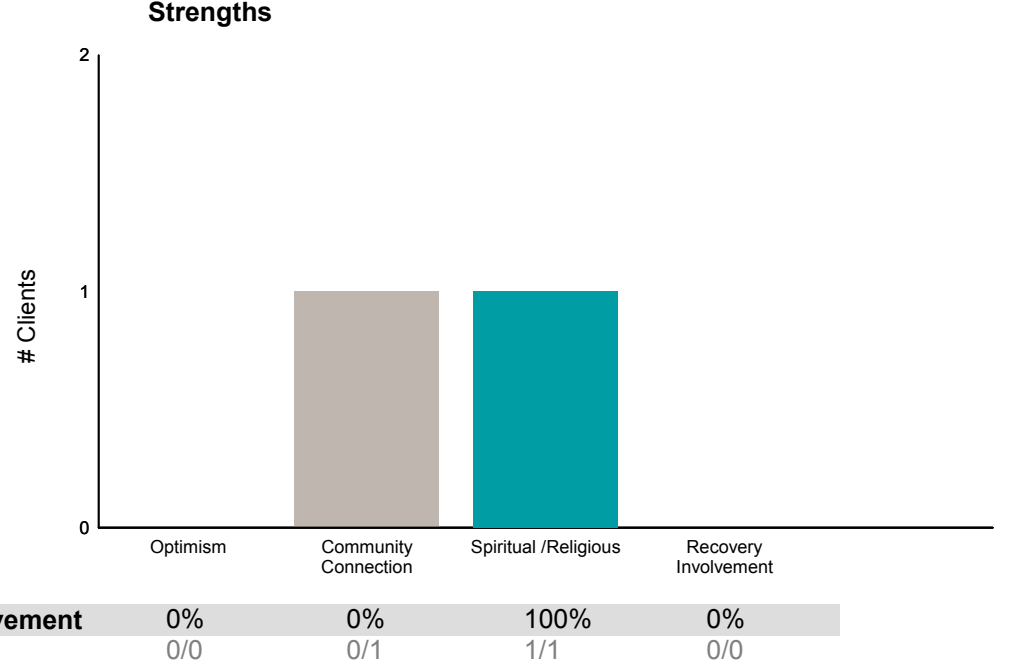
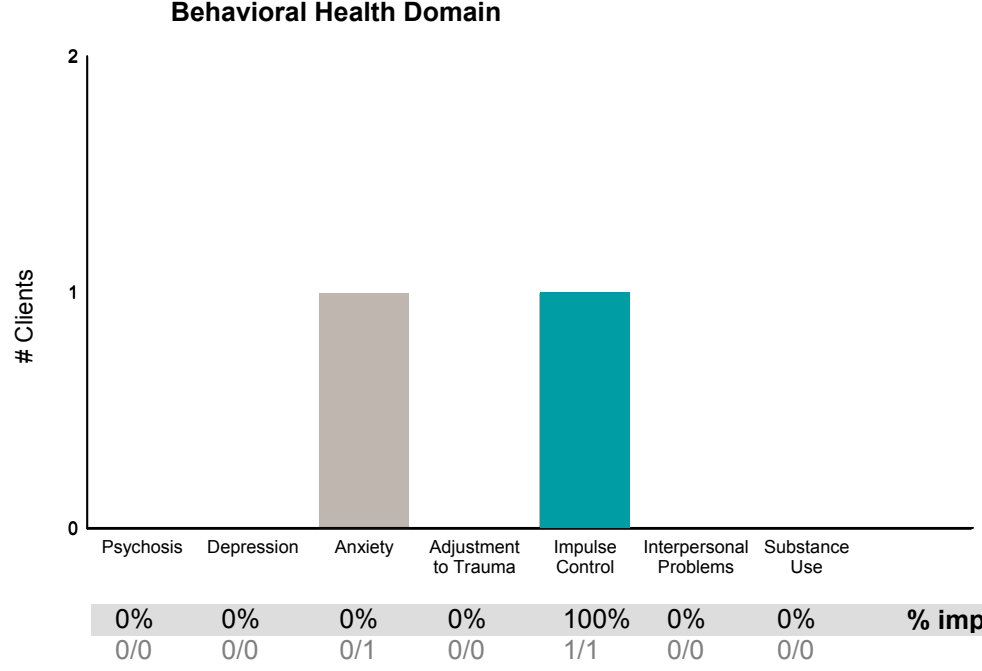


Item	% improvement
Physical /Medical	27% (14/52)
Family Functioning	34% (12/35)
Living Skills	61% (11/18)
Social Functioning	32% (15/47)
Residential Stability	14% (3/21)
Employ'm't	36% (9/25)
Medication Adherence	43% (3/7)
Cultural Stress	50% (9/18)
Danger to Self	73% (8/11)
Danger to Others	50% (1/2)
Self-Injurious Behavior	100% (5/5)
Grave Disability	100% (1/1)
Criminal Behavior	0% (0/1)
Exploitation	50% (2/4)

FY18-19 Q1 Objective A.2 ANSA Outcomes Item-Level Report  
Odyssey House Outpatient (3840OP)

Didn't Improve
  Improved
 This report looks at current ANSAs to see how many clients improved on items rated 2 or 3 from the prior ANSA.

Num of episodes w/ min. 2 ANSAs: 2      Average days between ANSAs: 334.0      % clients improved on min. 30% of actionable items: **50% (= 1/2)**



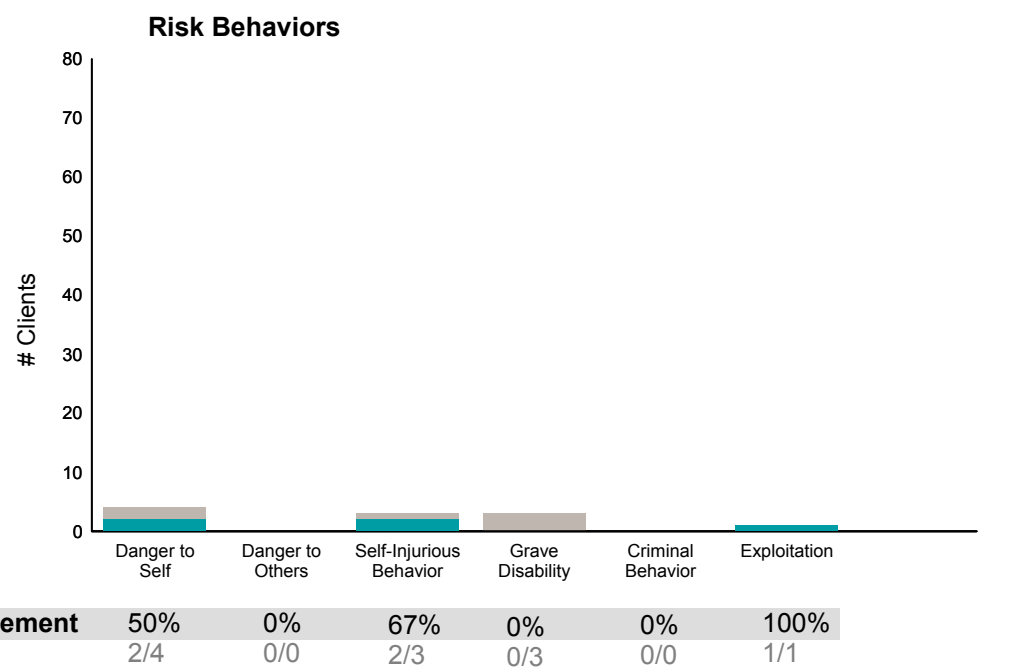
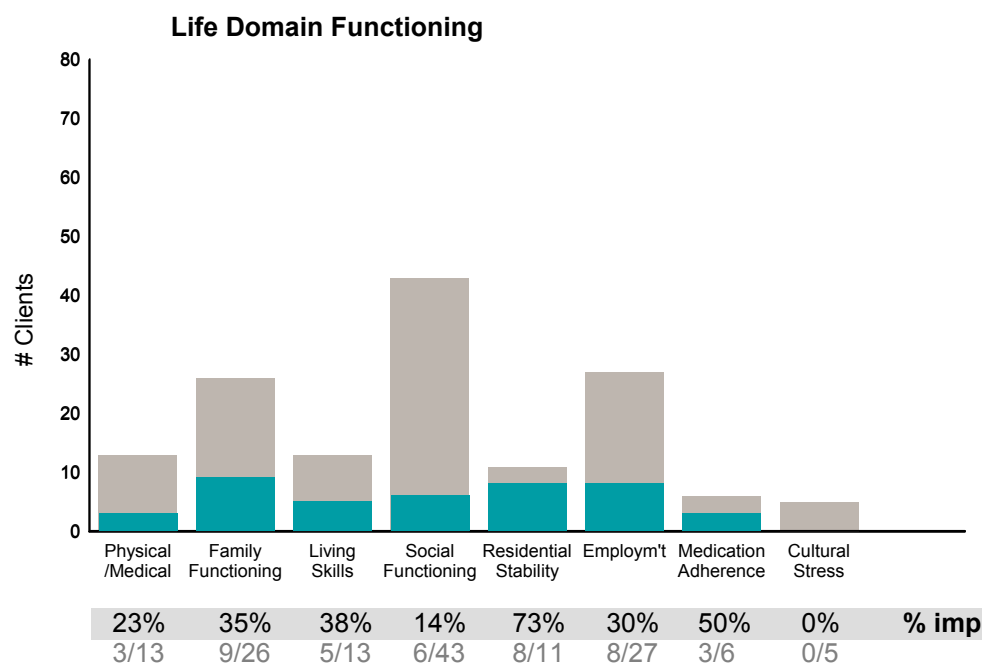
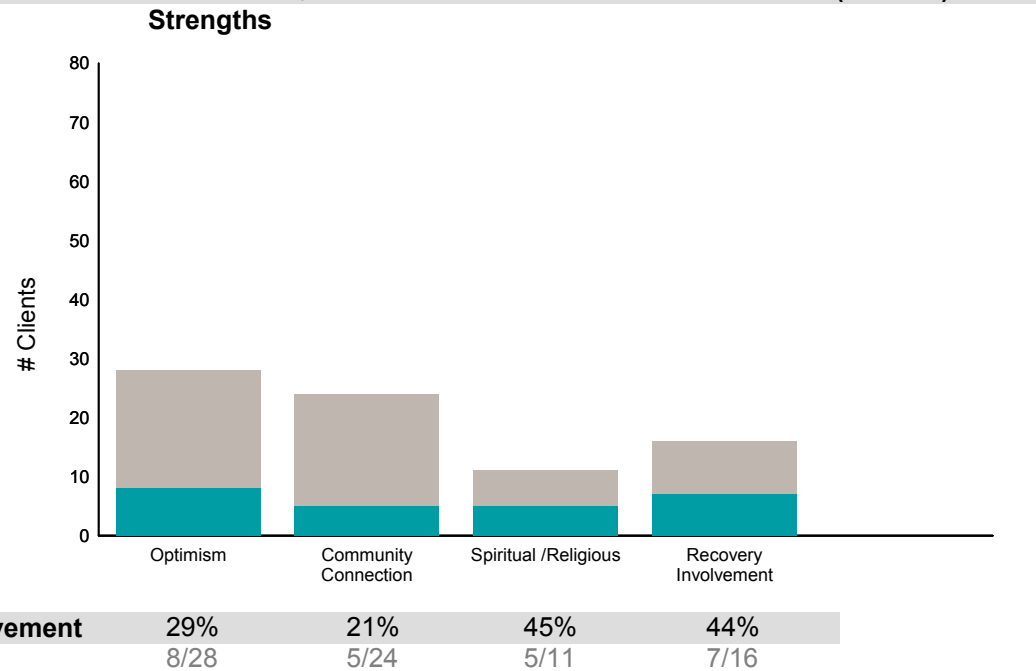
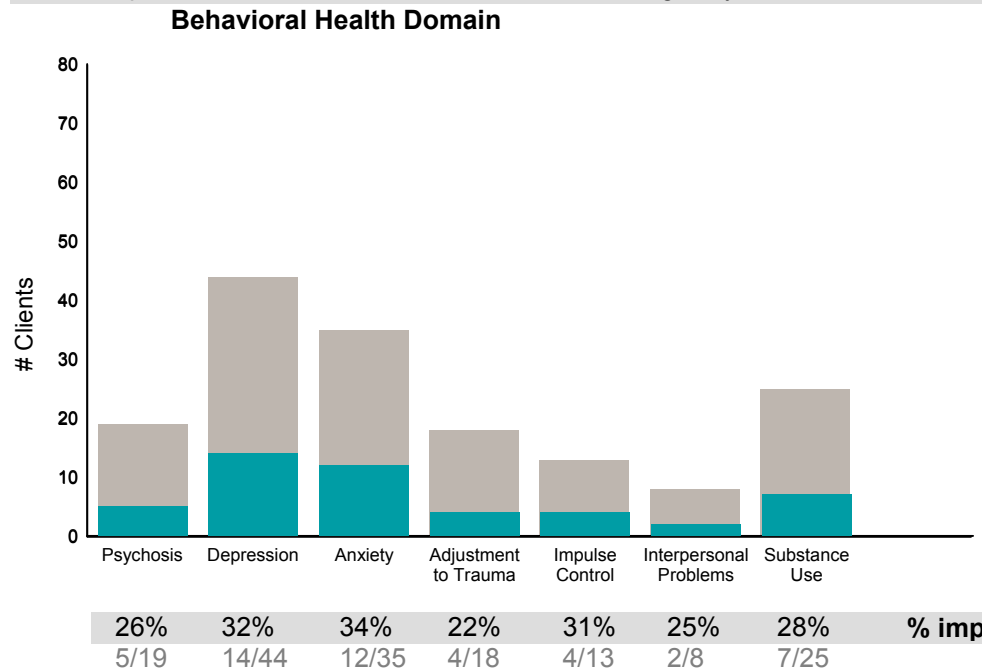
This report reflects data from 7/1/2018 - 9/30/2018



**FY18-19 Q1 Objective A.2 ANSA Outcomes Item-Level Report**  
**OMI Family Center OP (38803)**

Didn't Improve
  Improved
 This report looks at current ANSAs to see how many clients improved on items rated 2 or 3 from the prior ANSA.

Num of episodes w/ min. 2 ANSAs: **71**      Average days between ANSAs: **350.2**      % clients improved on min. 30% of actionable items: **49% (= 31/63)**



This report reflects data from 7/1/2018 - 9/30/2018

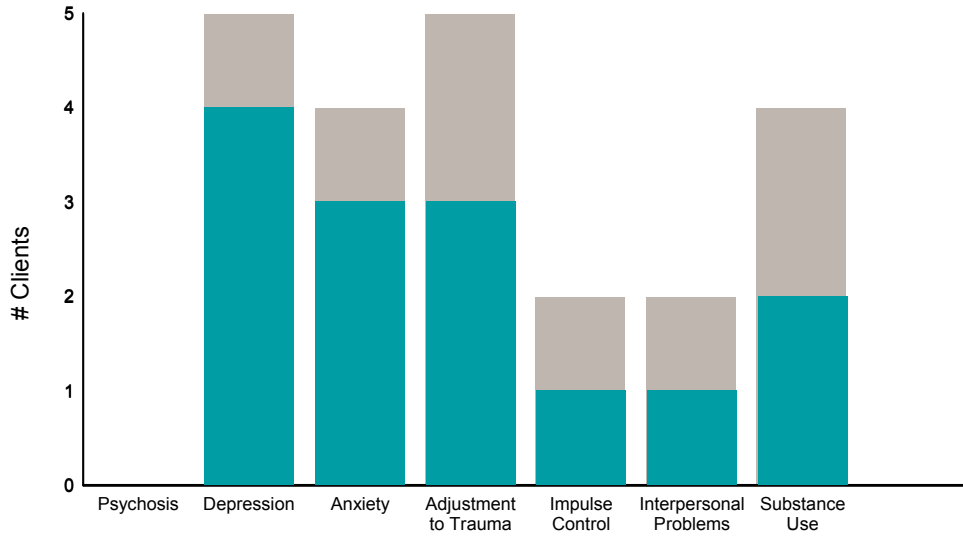


**FY18-19 Q1 Objective A.2 ANSA Outcomes Item-Level Report**  
**Progress Ashbury House & Day Treatment (89841)**

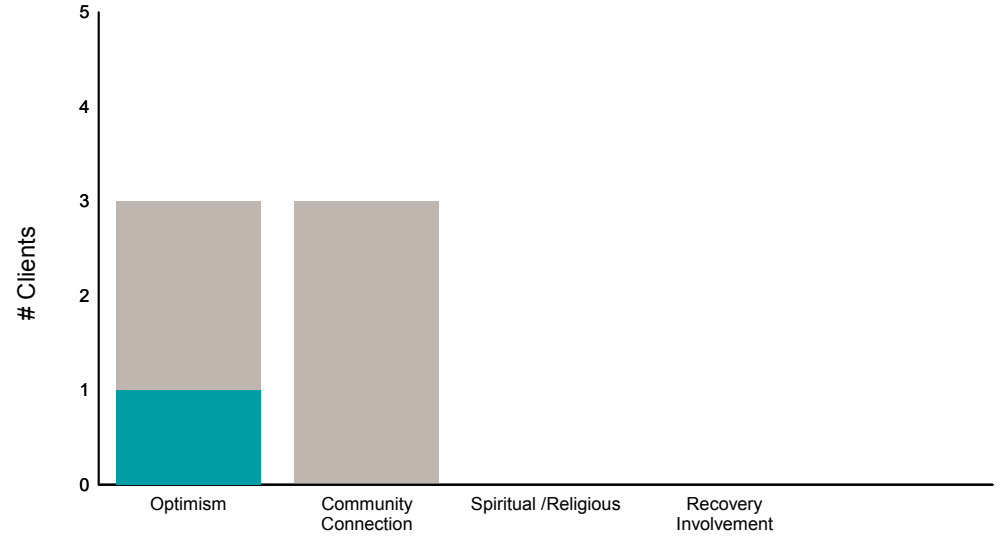
Didn't Improve
  Improved
 This report looks at current ANSAs to see how many clients improved on items rated 2 or 3 from the prior ANSA.

Num of episodes w/ min. 2 ANSAs: **5**      Average days between ANSAs: **158.4**      % clients improved on min. 30% of actionable items: **60% (= 3/5)**

**Behavioral Health Domain**

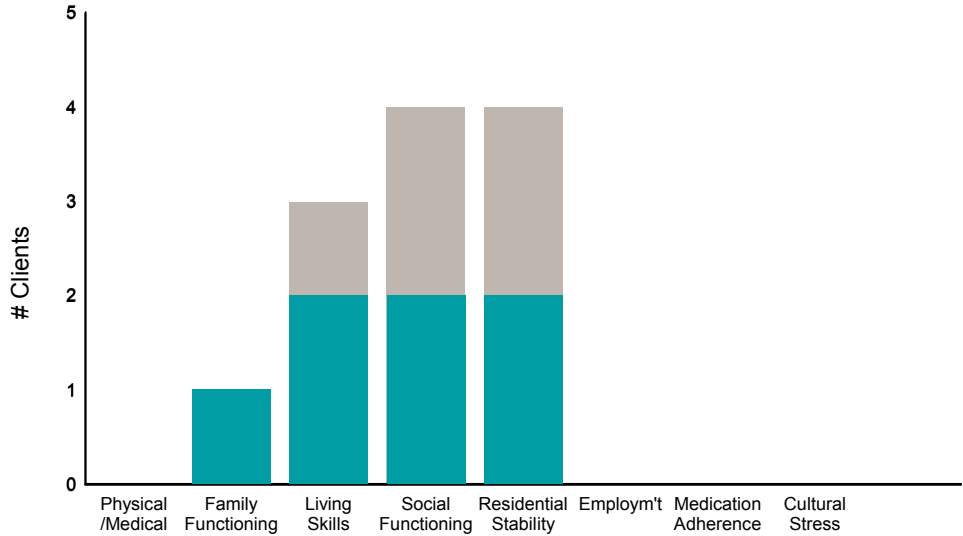


**Strengths**

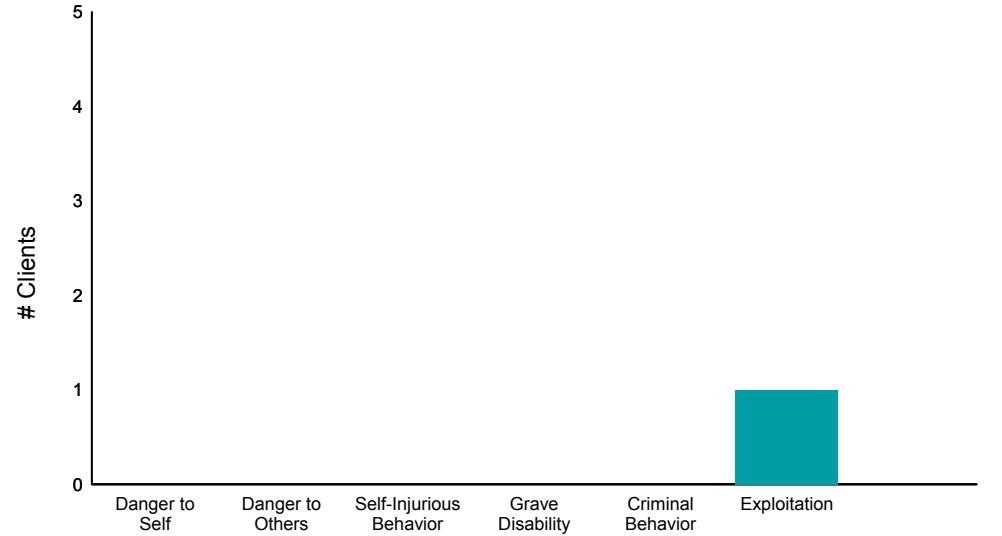


Item	Improved	Didn't Improve	% improvement
Psychosis	0/0	0/0	0%
Depression	4/5	1/5	80%
Anxiety	3/4	1/4	75%
Adjustment to Trauma	3/5	2/5	60%
Impulse Control	1/2	1/2	50%
Interpersonal Problems	1/2	1/2	50%
Substance Use	2/4	2/4	50%

**Life Domain Functioning**



**Risk Behaviors**



Item	Improved	Didn't Improve	% improvement
Physical /Medical	0/0	0/0	0%
Family Functioning	1/1	0/0	100%
Living Skills	2/3	1/3	67%
Social Functioning	2/4	2/4	50%
Residential Stability	2/4	2/4	50%
Employment	0/0	0/0	0%
Medication Adherence	0/0	0/0	0%
Cultural Stress	0/0	0/0	0%

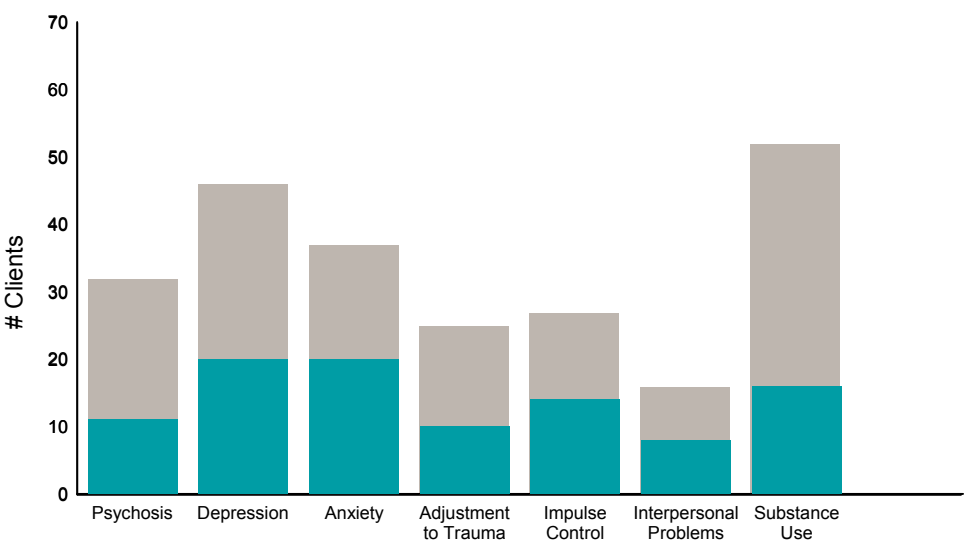
This report reflects data from 7/1/2018 - 9/30/2018

**FY18-19 Q1 Objective A.2 ANSA Outcomes Item-Level Report**  
**Progress Avenues Crisis RES(38A41)**

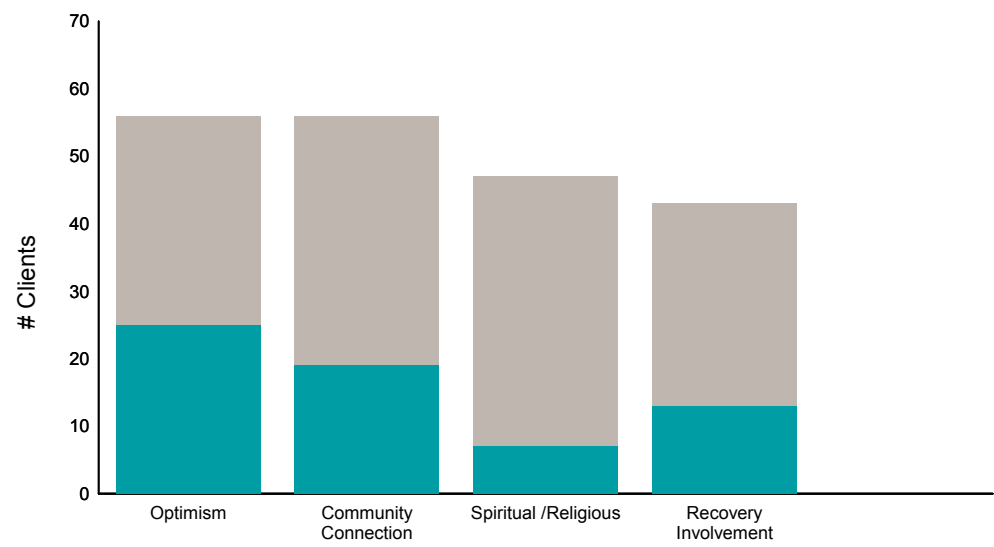
■ Improved    This report looks at current ANSAs to see how many clients improved on items rated 2 or 3 from the prior ANSA.  
■ Didn't Improve

Num of episodes w/ min. 2 ANSAs: **63**    Average days between ANSAs: **13.6**    % clients improved on min. 30% of actionable items: **60% (= 38/63)**

**Behavioral Health Domain**

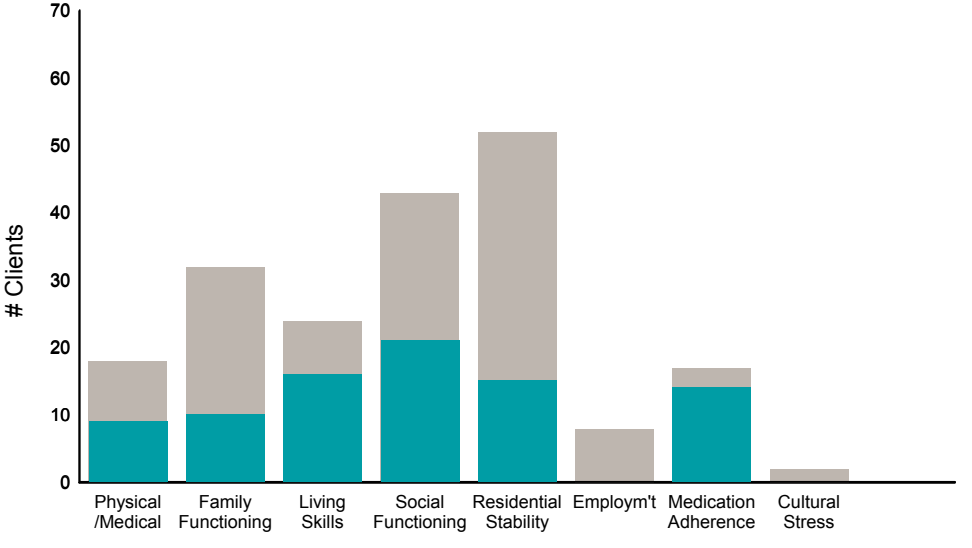


**Strengths**

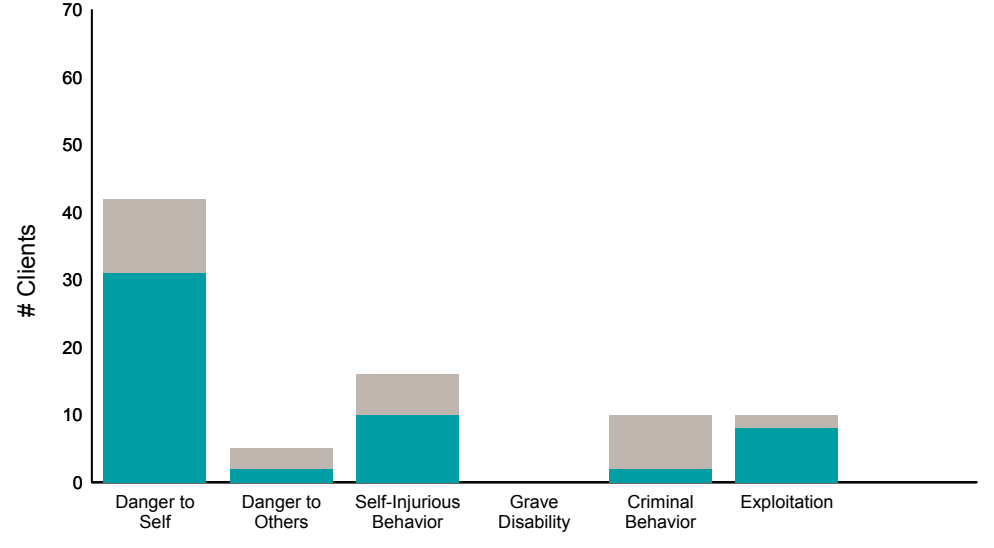


Item	% improvement
Psychosis	34% (11/32)
Depression	43% (20/46)
Anxiety	54% (20/37)
Adjustment to Trauma	40% (10/25)
Impulse Control	52% (14/27)
Interpersonal Problems	50% (8/16)
Substance Use	31% (16/52)
Optimism	45% (25/56)
Community Connection	34% (19/56)
Spiritual /Religious	15% (7/47)
Recovery Involvement	30% (13/43)

**Life Domain Functioning**



**Risk Behaviors**



Item	% improvement
Physical /Medical	50% (9/18)
Family Functioning	31% (10/32)
Living Skills	67% (16/24)
Social Functioning	49% (21/43)
Residential Stability	29% (15/52)
Employ'm't	0% (0/8)
Medication Adherence	82% (14/17)
Cultural Stress	0% (0/2)
Danger to Self	74% (31/42)
Danger to Others	40% (2/5)
Self-Injurious Behavior	63% (10/16)
Grave Disability	0% (0/0)
Criminal Behavior	20% (2/10)
Exploitation	80% (8/10)

This report reflects data from 7/1/2018 - 9/30/2018



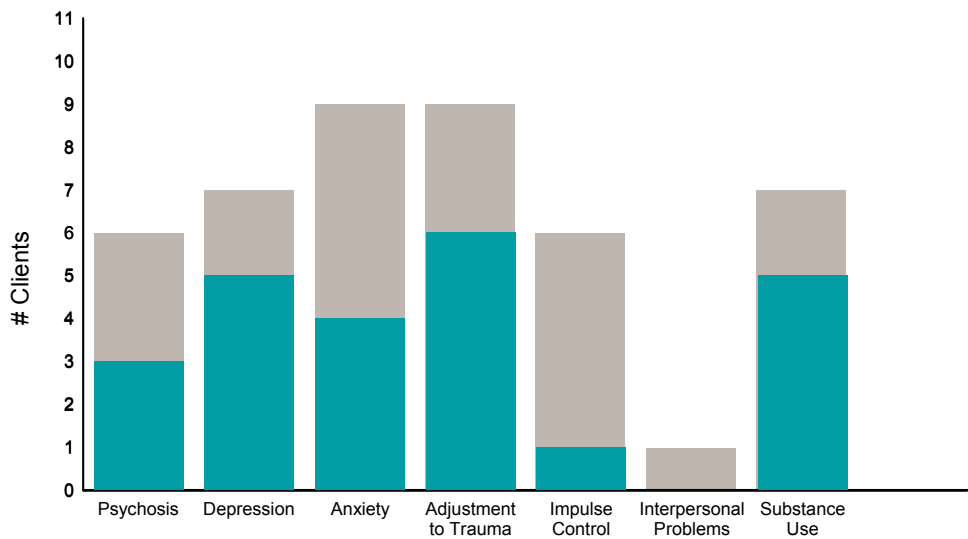


**FY18-19 Q1 Objective A.2 ANSA Outcomes Item-Level Report**  
**Progress House Resident Adult (38371)**

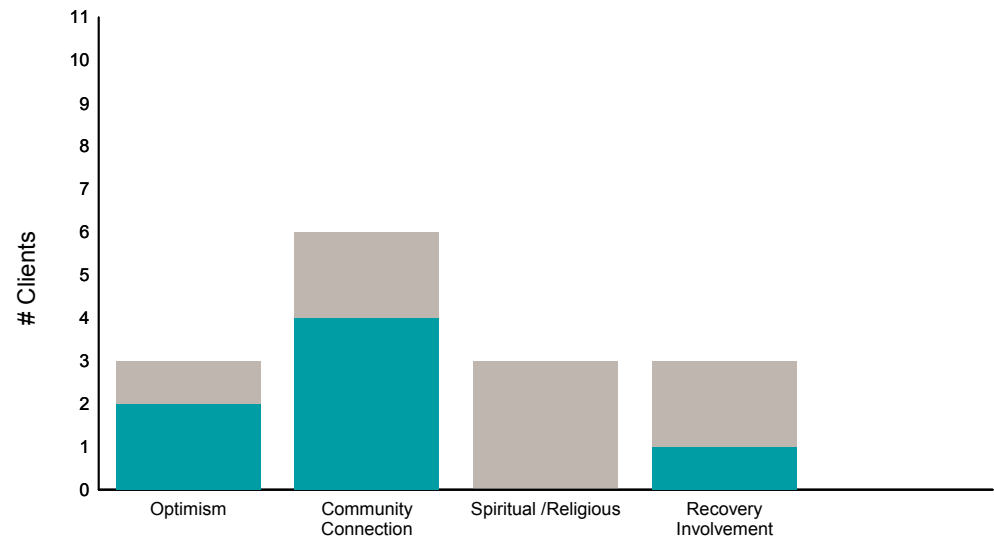
Didn't Improve
  Improved
 This report looks at current ANSAs to see how many clients improved on items rated 2 or 3 from the prior ANSA.

Num of episodes w/ min. 2 ANSAs: **11**      Average days between ANSAs: **74.7**      % clients improved on min. 30% of actionable items: **64% (= 7/11)**

**Behavioral Health Domain**

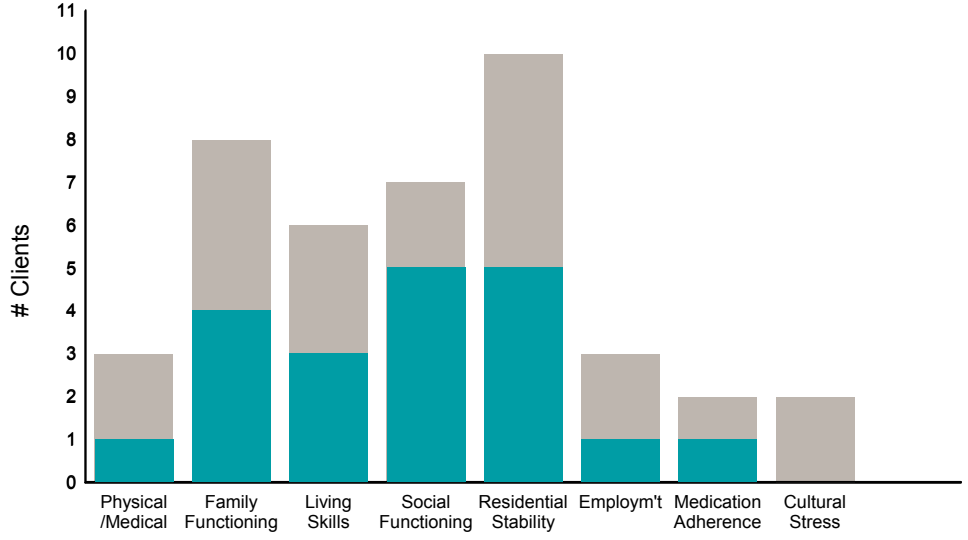


**Strengths**

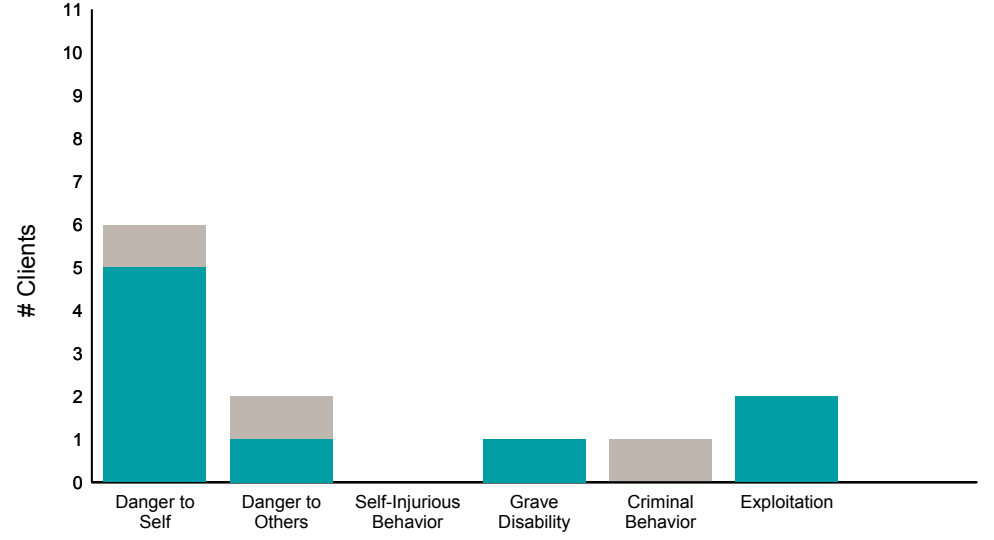


Item	Improved	Didn't Improve	% improvement
Psychosis	3/6	3/6	50%
Depression	5/7	2/7	71%
Anxiety	4/9	5/9	44%
Adjustment to Trauma	6/9	3/9	67%
Impulse Control	1/6	5/6	17%
Interpersonal Problems	0/1	1/1	0%
Substance Use	5/7	2/7	71%

**Life Domain Functioning**



**Risk Behaviors**



Item	Improved	Didn't Improve	% improvement
Physical /Medical	1/3	2/3	33%
Family Functioning	4/8	4/8	50%
Living Skills	3/6	3/6	50%
Social Functioning	5/7	2/7	71%
Residential Stability	5/10	5/10	50%
Employ'm't	1/3	2/3	33%
Medication Adherence	1/2	1/2	50%
Cultural Stress	0/2	2/2	0%

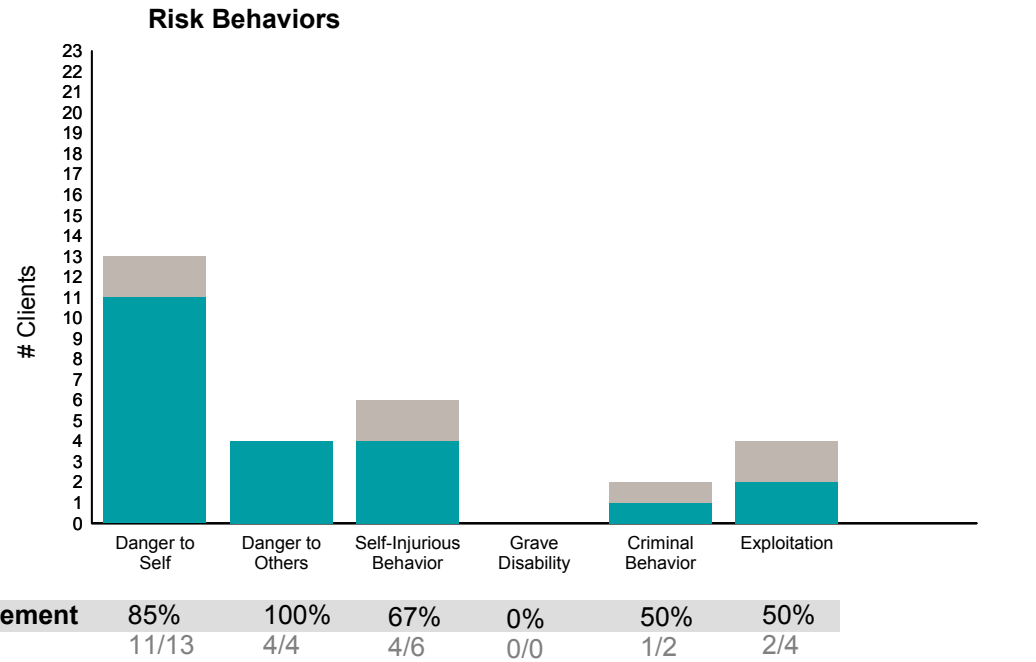
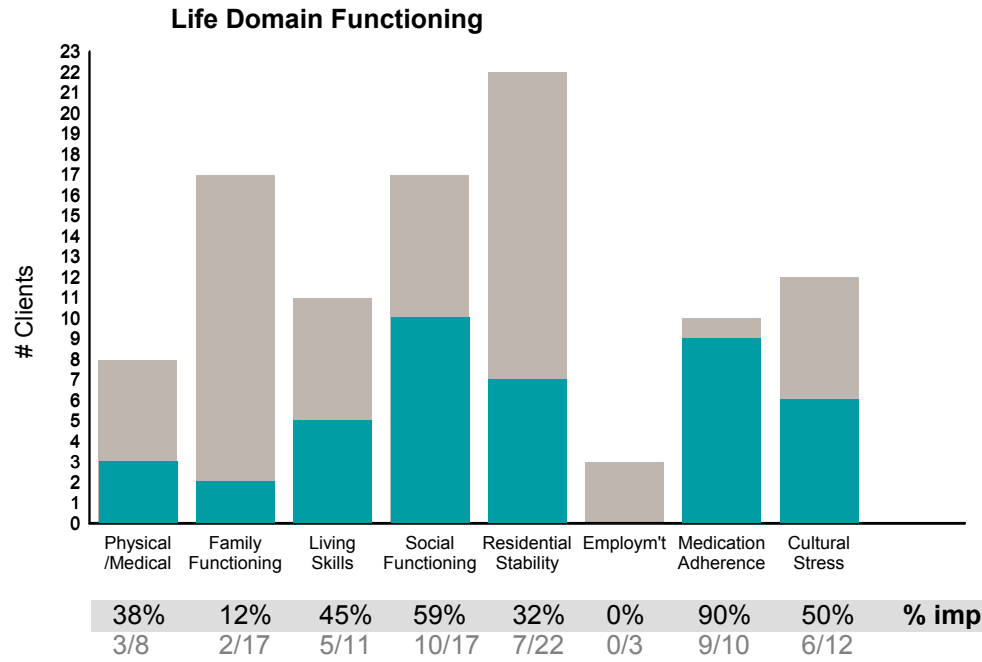
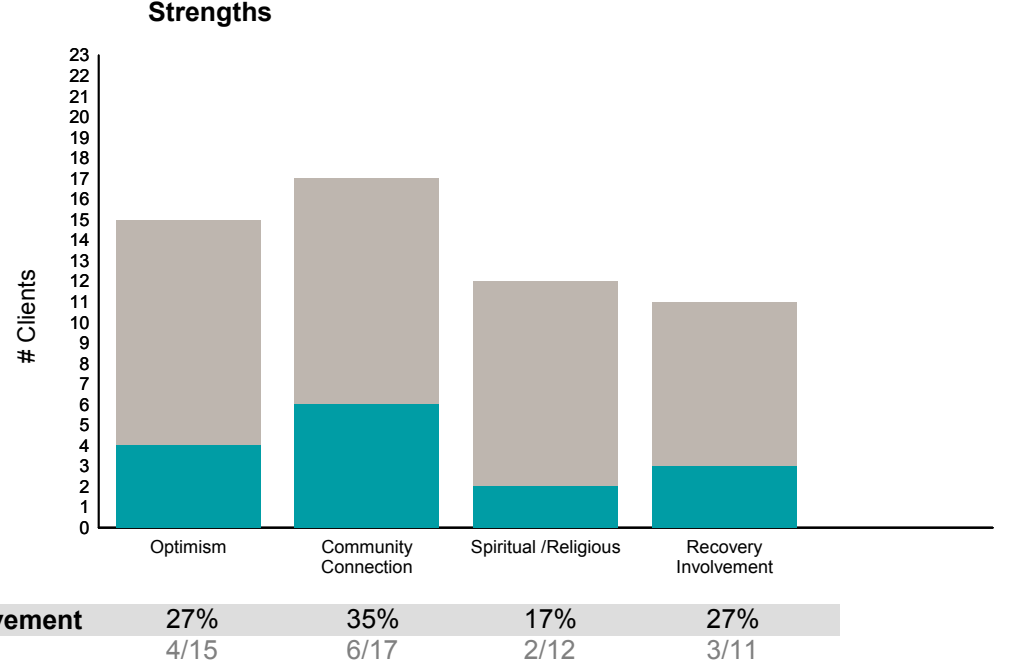
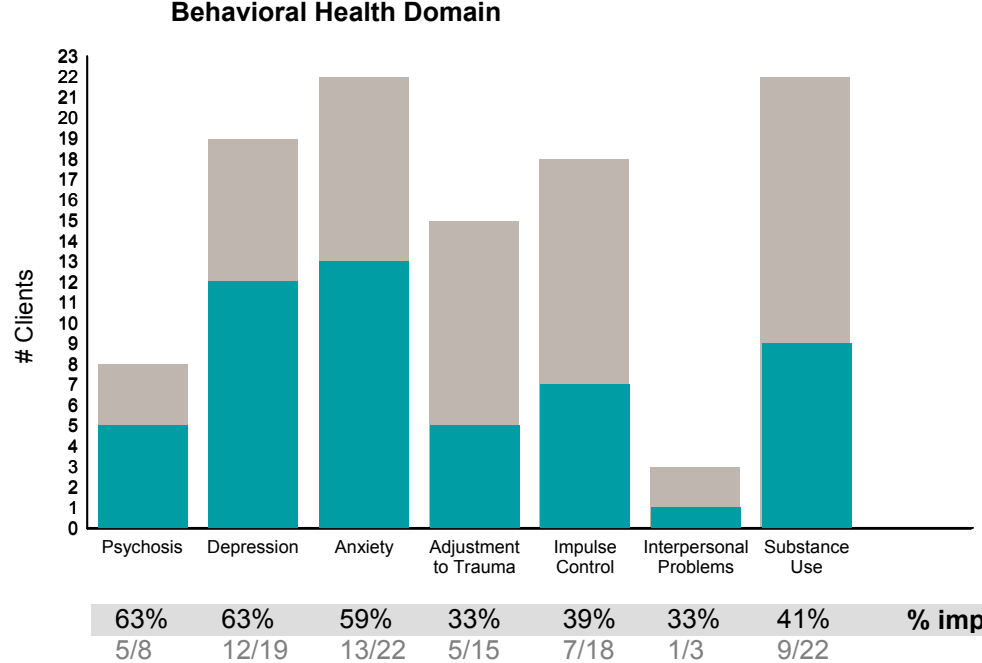
This report reflects data from 7/1/2018 - 9/30/2018



**FY18-19 Q1 Objective A.2 ANSA Outcomes Item-Level Report**  
**Progress La Posada Crisis RES(38081)**

Didn't Improve
  Improved
 This report looks at current ANSAs to see how many clients improved on items rated 2 or 3 from the prior ANSA.

Num of episodes w/ min. 2 ANSAs: **23**      Average days between ANSAs: **28.9**      % clients improved on min. 30% of actionable items: **78% (= 18/23)**



This report reflects data from 7/1/2018 - 9/30/2018

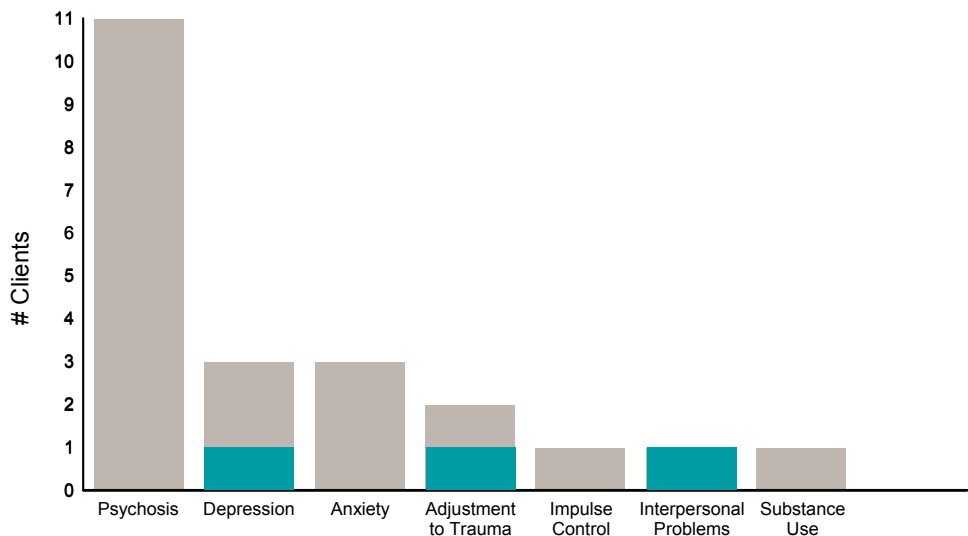


**FY18-19 Q1 Objective A.2 ANSA Outcomes Item-Level Report**  
**RAMS Broderick Street (38948)**

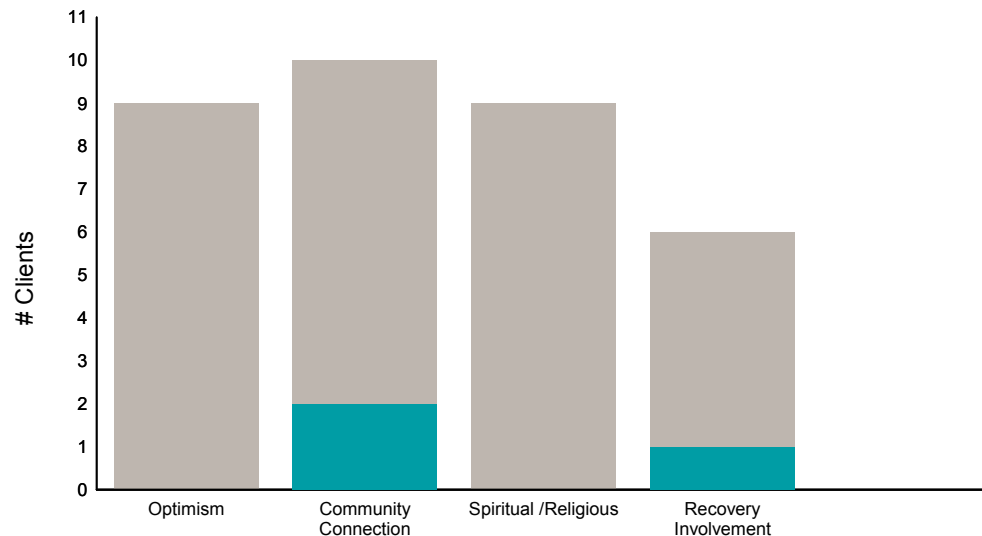
Didn't Improve
  Improved
 This report looks at current ANSAs to see how many clients improved on items rated 2 or 3 from the prior ANSA.

Num of episodes w/ min. 2 ANSAs: **11**     
 Average days between ANSAs: **338.3**     
 % clients improved on min. 30% of actionable items: **18% (= 2/11)**

**Behavioral Health Domain**

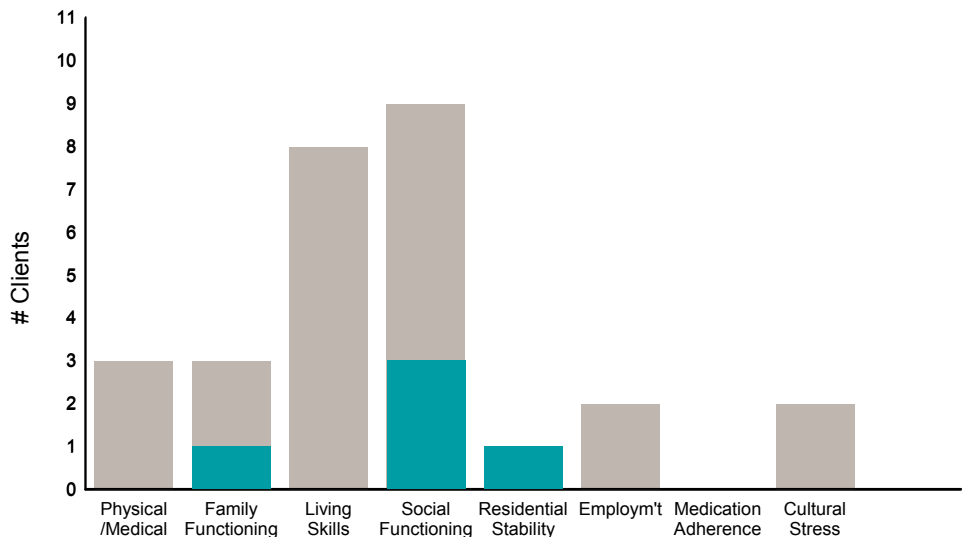


**Strengths**

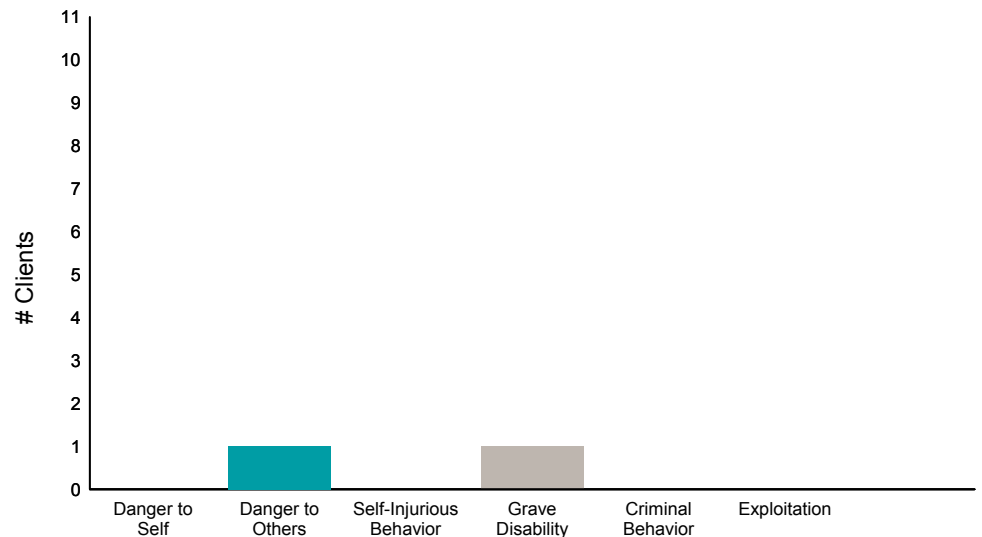


Item	% improvement
Psychosis	0% (0/11)
Depression	33% (1/3)
Anxiety	0% (0/3)
Adjustment to Trauma	50% (1/2)
Impulse Control	0% (0/1)
Interpersonal Problems	100% (1/1)
Substance Use	0% (0/1)
Optimism	0% (0/9)
Community Connection	20% (2/10)
Spiritual /Religious	0% (0/9)
Recovery Involvement	17% (1/6)

**Life Domain Functioning**



**Risk Behaviors**



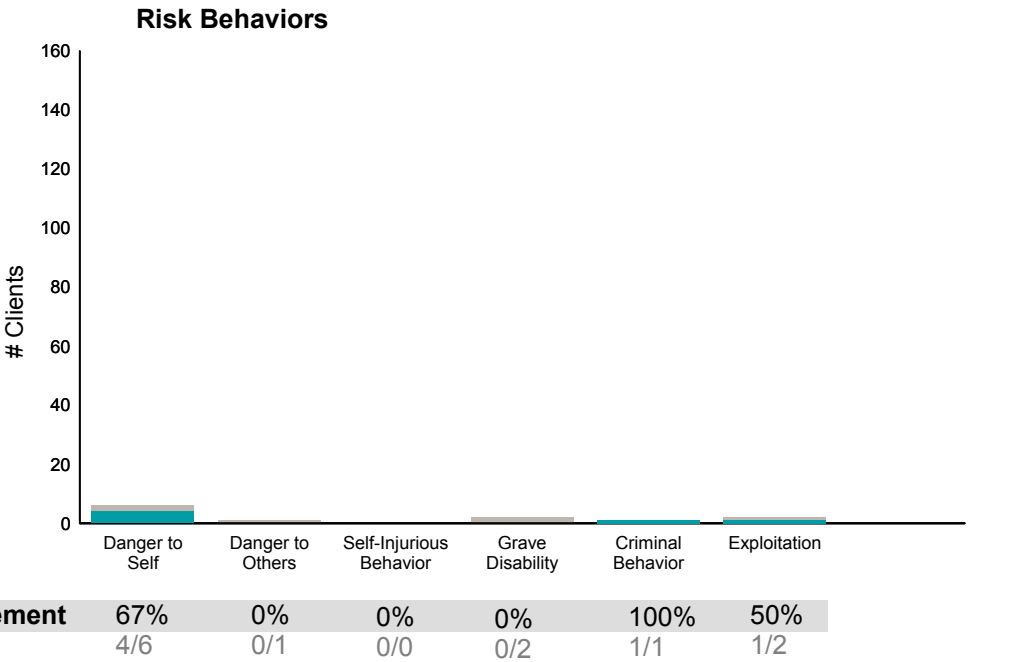
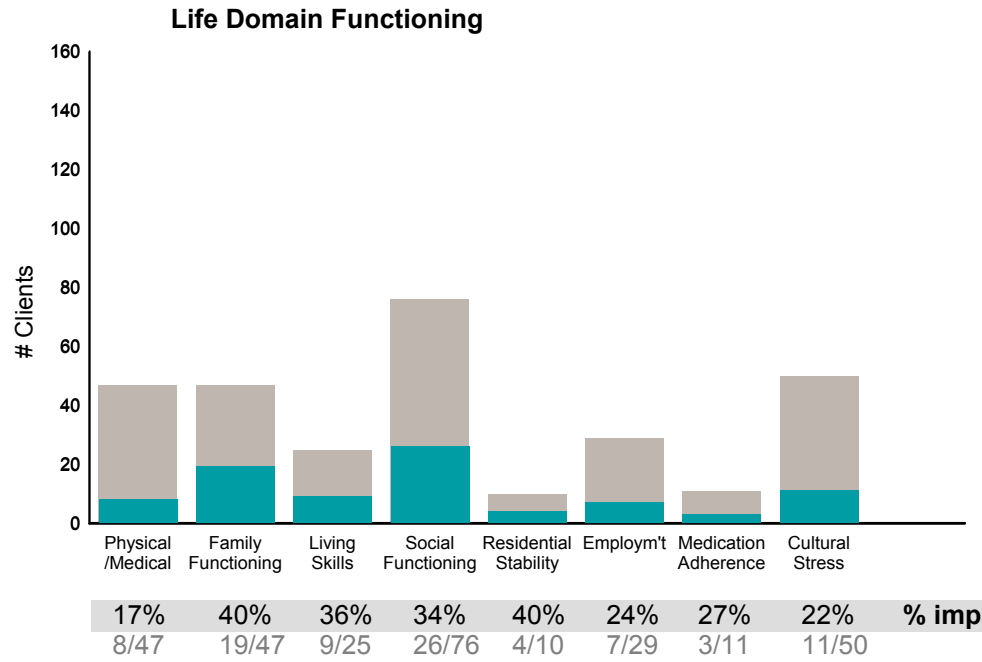
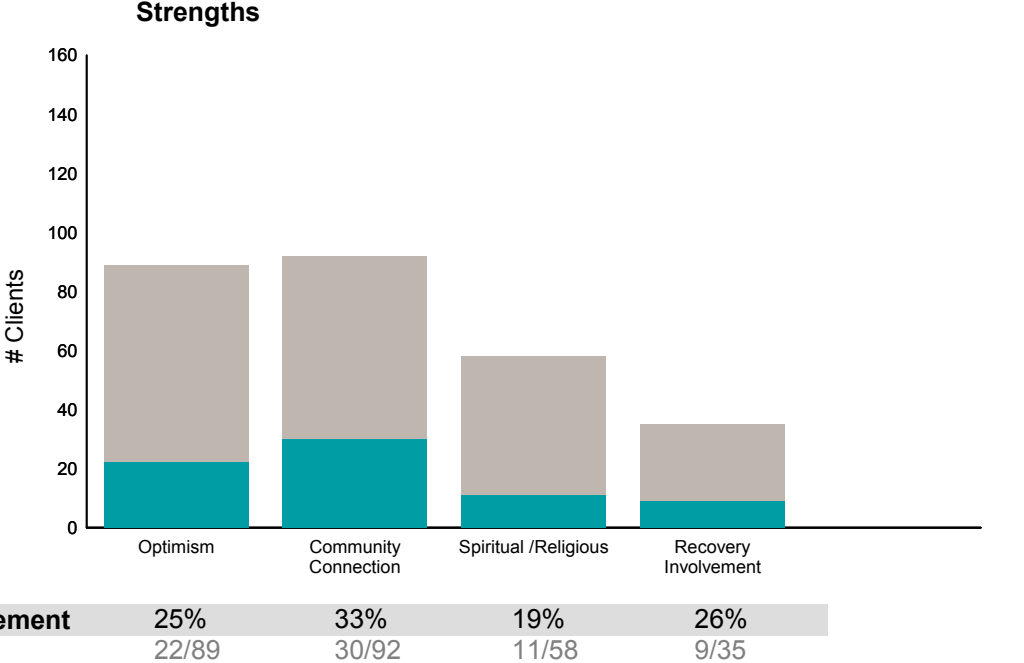
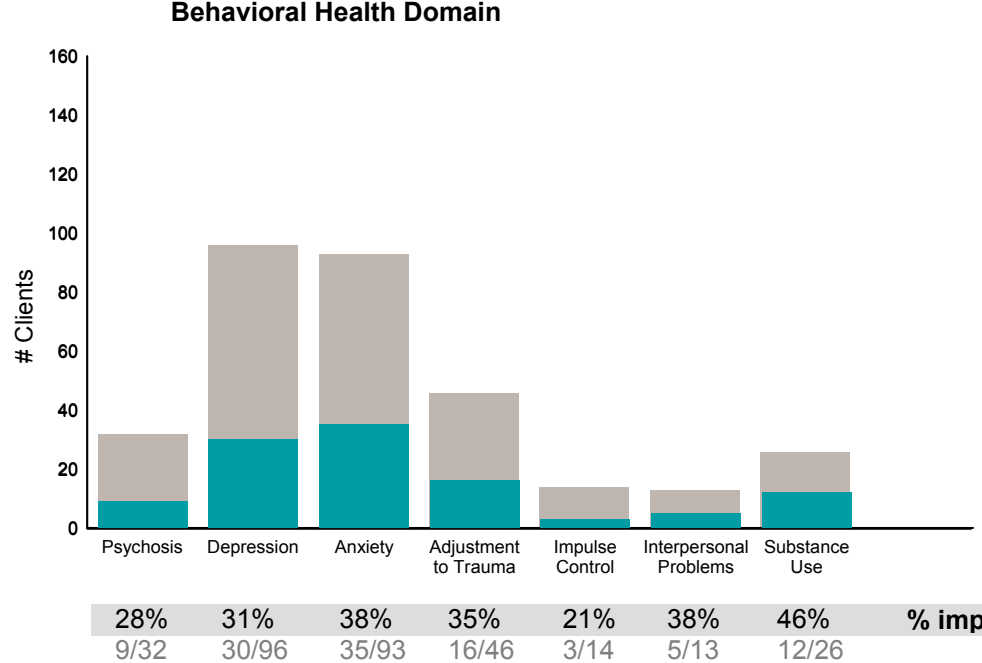
Item	% improvement
Physical /Medical	0% (0/3)
Family Functioning	33% (1/3)
Living Skills	0% (0/8)
Social Functioning	33% (3/9)
Residential Stability	100% (1/1)
Employm't	0% (0/2)
Medication Adherence	0% (0/0)
Cultural Stress	0% (0/2)
Danger to Self	0% (0/0)
Danger to Others	100% (1/1)
Self-Injurious Behavior	0% (0/0)
Grave Disability	0% (0/1)
Criminal Behavior	0% (0/0)
Exploitation	0% (0/0)

This report reflects data from 7/1/2018 - 9/30/2018

**FY18-19 Q1 Objective A.2 ANSA Outcomes Item-Level Report**  
**RAMS Outpatient Services (38943)**

Didn't Improve
  Improved
 This report looks at current ANSAs to see how many clients improved on items rated 2 or 3 from the prior ANSA.

Num of episodes w/ min. 2 ANSAs: 153      Average days between ANSAs: 332.2      % clients improved on min. 30% of actionable items: **48% (= 73/151)**



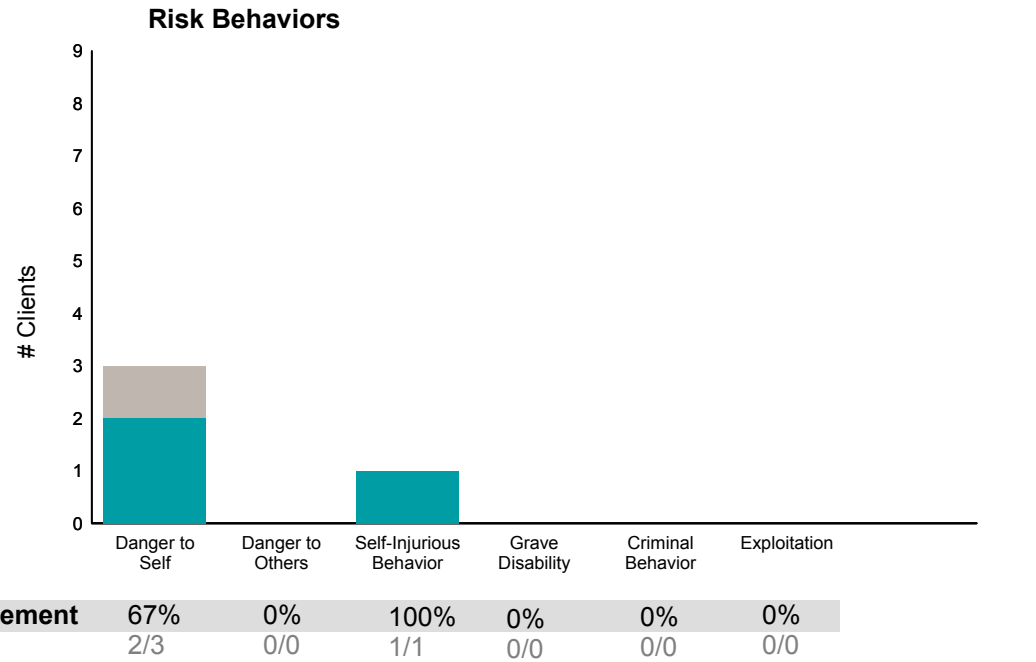
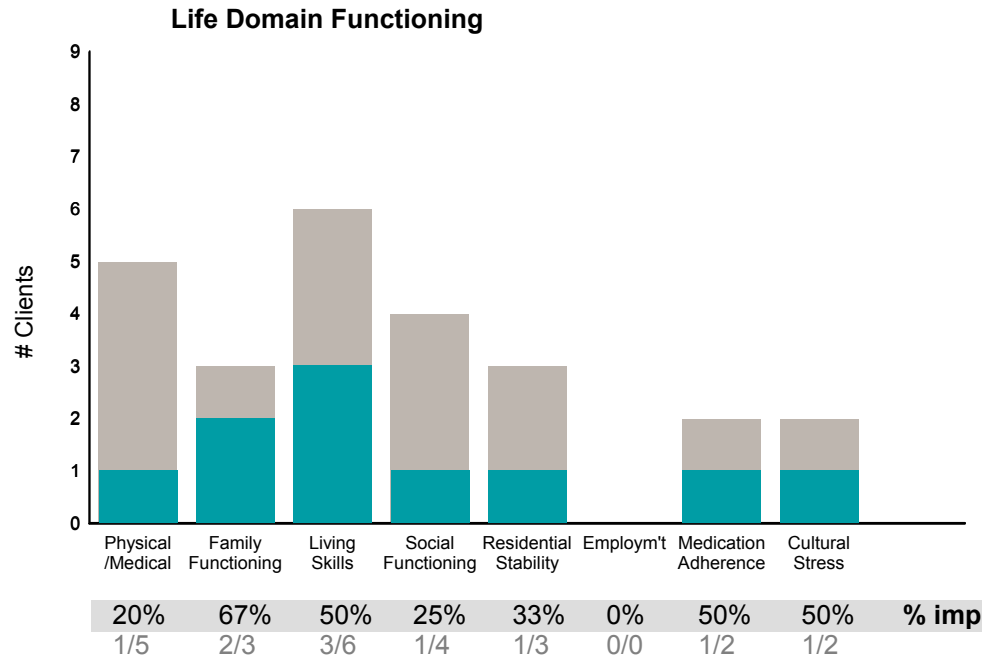
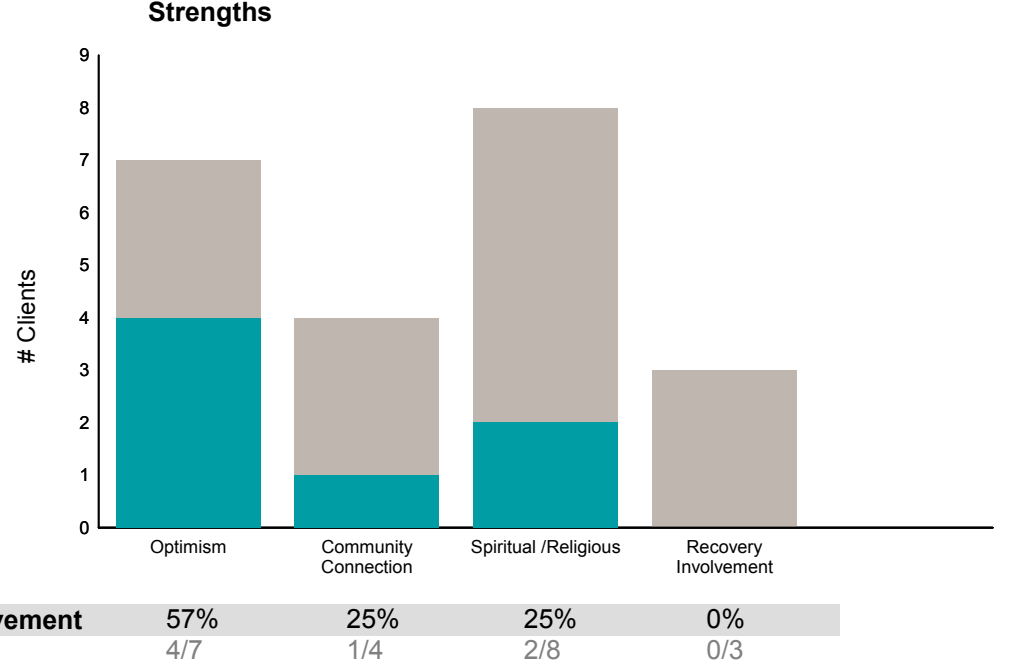
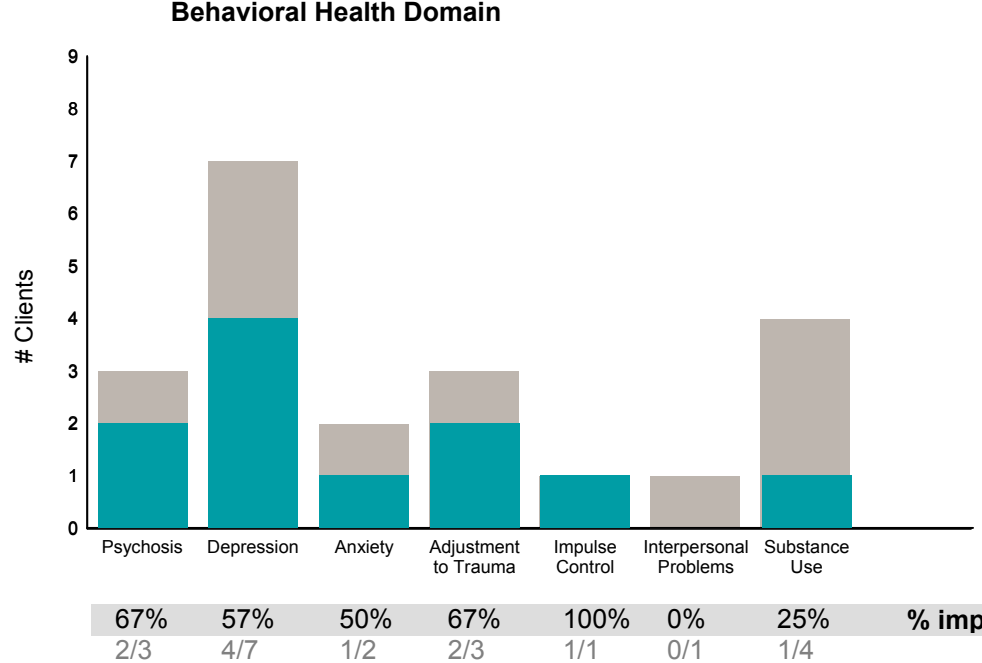
This report reflects data from 7/1/2018 - 9/30/2018



**FY18-19 Q1 Objective A.2 ANSA Outcomes Item-Level Report**  
**Rypins House PD & Residential Ger (38531 & 38532)**

Didn't Improve
  Improved
 This report looks at current ANSAs to see how many clients improved on items rated 2 or 3 from the prior ANSA.

Num of episodes w/ min. 2 ANSAs: **9**      Average days between ANSAs: **176.0**      % clients improved on min. 30% of actionable items: **56% (= 5/9)**



This report reflects data from 7/1/2018 - 9/30/2018

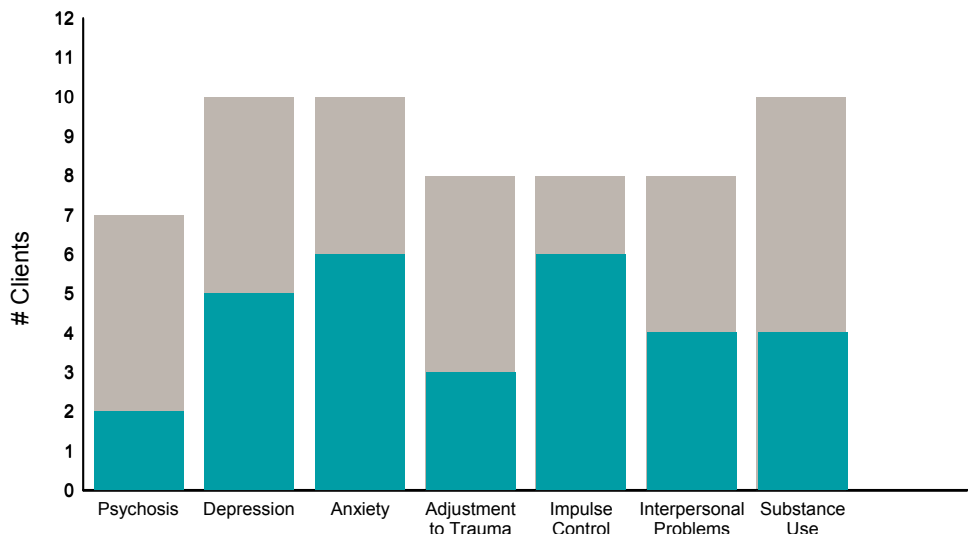


**FY18-19 Q1 Objective A.2 ANSA Outcomes Item-Level Report**  
**SF FIRST SOM McMillan ICM (38719A)**

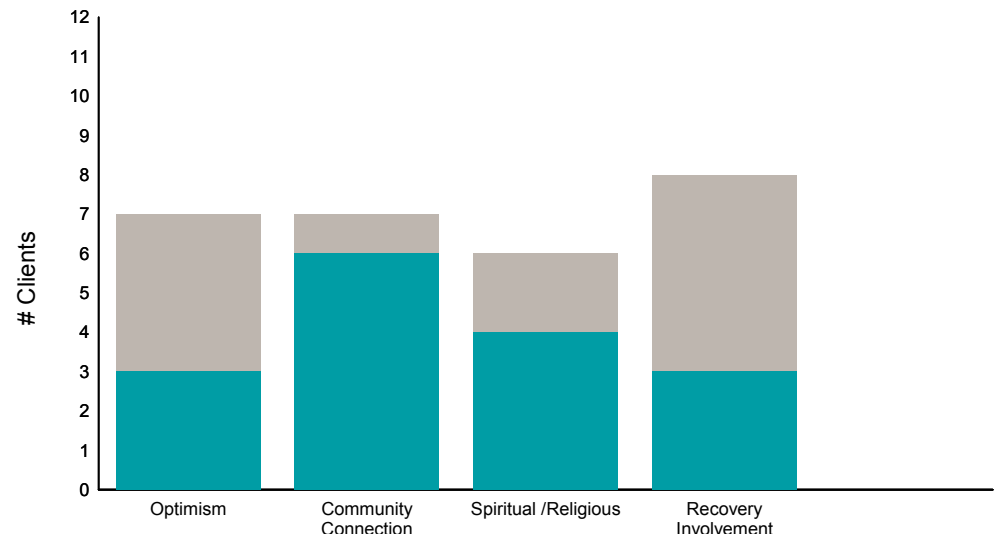
Didn't Improve
  Improved
 This report looks at current ANSAs to see how many clients improved on items rated 2 or 3 from the prior ANSA.

Num of episodes w/ min. 2 ANSAs: **12**      Average days between ANSAs: **277.9**      % clients improved on min. 30% of actionable items: **92% (= 11/12)**

**Behavioral Health Domain**

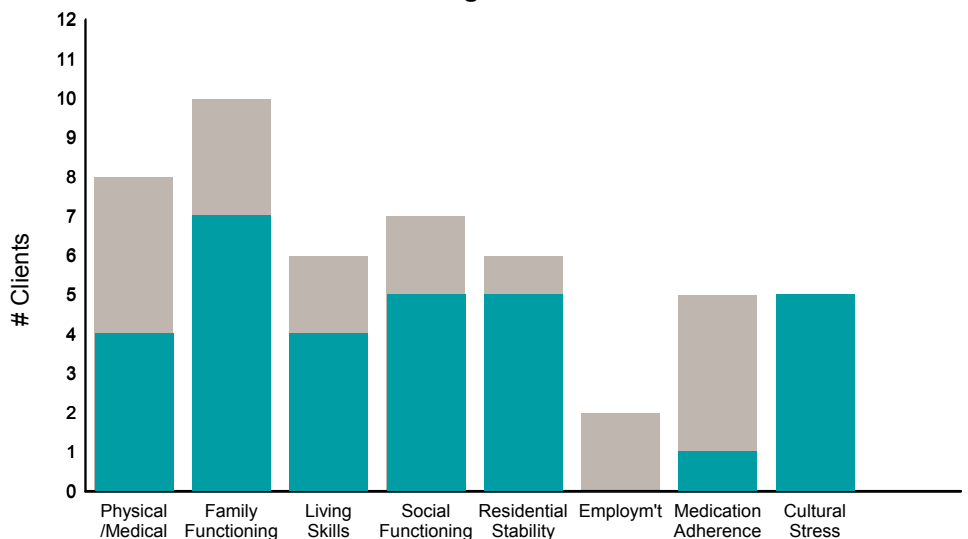


**Strengths**

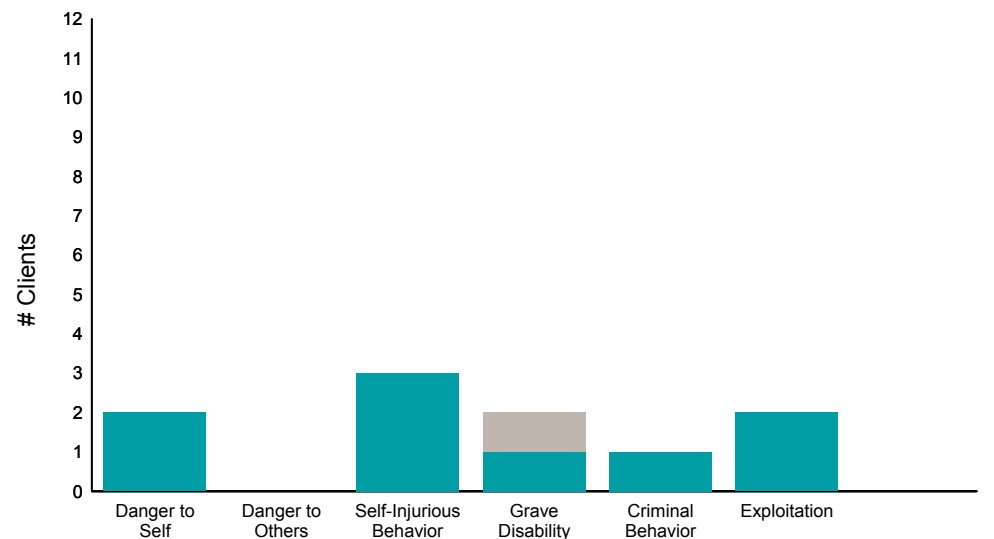


Item	% improvement
Psychosis	29% (2/7)
Depression	50% (5/10)
Anxiety	60% (6/10)
Adjustment to Trauma	38% (3/8)
Impulse Control	75% (6/8)
Interpersonal Problems	50% (4/8)
Substance Use	40% (4/10)
Optimism	43% (3/7)
Community Connection	86% (6/7)
Spiritual /Religious	67% (4/6)
Recovery Involvement	38% (3/8)

**Life Domain Functioning**



**Risk Behaviors**



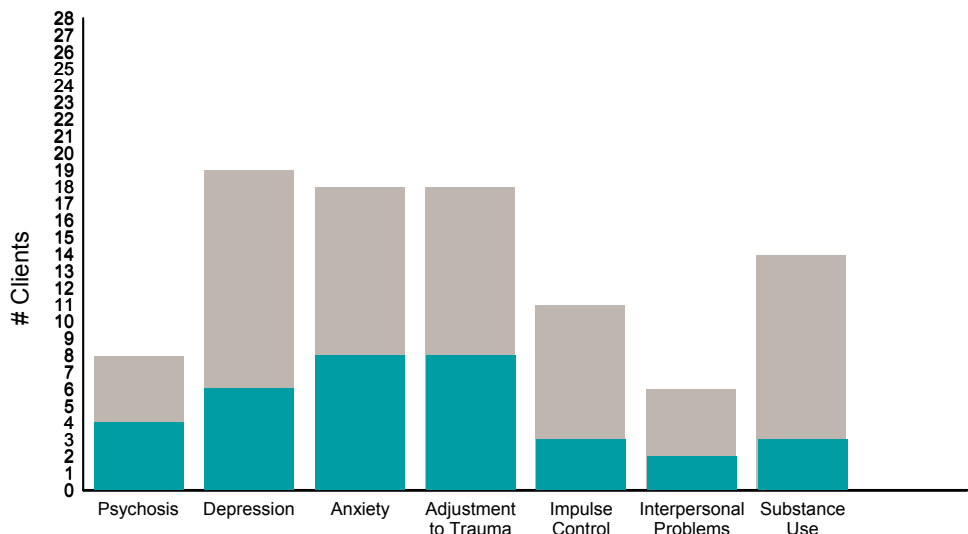
Item	% improvement
Physical /Medical	50% (4/8)
Family Functioning	70% (7/10)
Living Skills	67% (4/6)
Social Functioning	71% (5/7)
Residential Stability	83% (5/6)
Employ'm't	0% (0/2)
Medication Adherence	20% (1/5)
Cultural Stress	100% (5/5)
Danger to Self	100% (2/2)
Danger to Others	0% (0/0)
Self-Injurious Behavior	100% (3/3)
Grave Disability	50% (1/2)
Criminal Behavior	100% (1/1)
Exploitation	100% (2/2)

**FY18-19 Q1 Objective A.2 ANSA Outcomes Item-Level Report**  
**SF START (8961OP)**

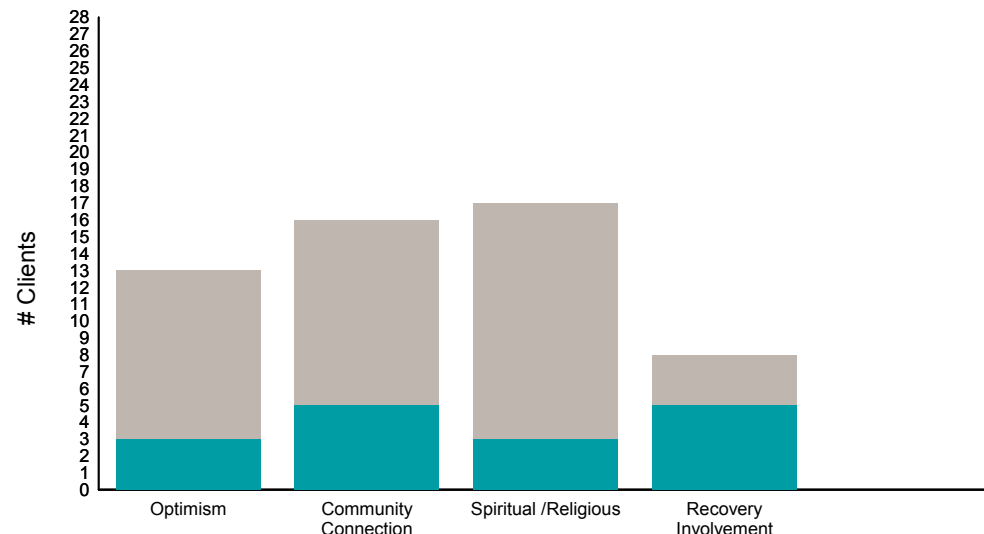
Didn't Improve
  Improved
 This report looks at current ANSAs to see how many clients improved on items rated 2 or 3 from the prior ANSA.

Num of episodes w/ min. 2 ANSAs: 28      Average days between ANSAs: 128.1      % clients improved on min. 30% of actionable items: **75% (= 21/28)**

**Behavioral Health Domain**

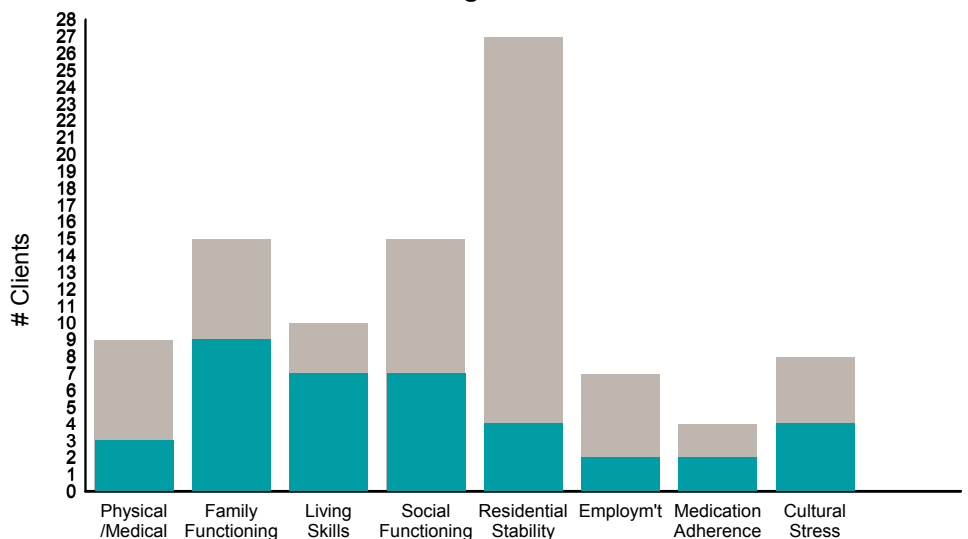


**Strengths**

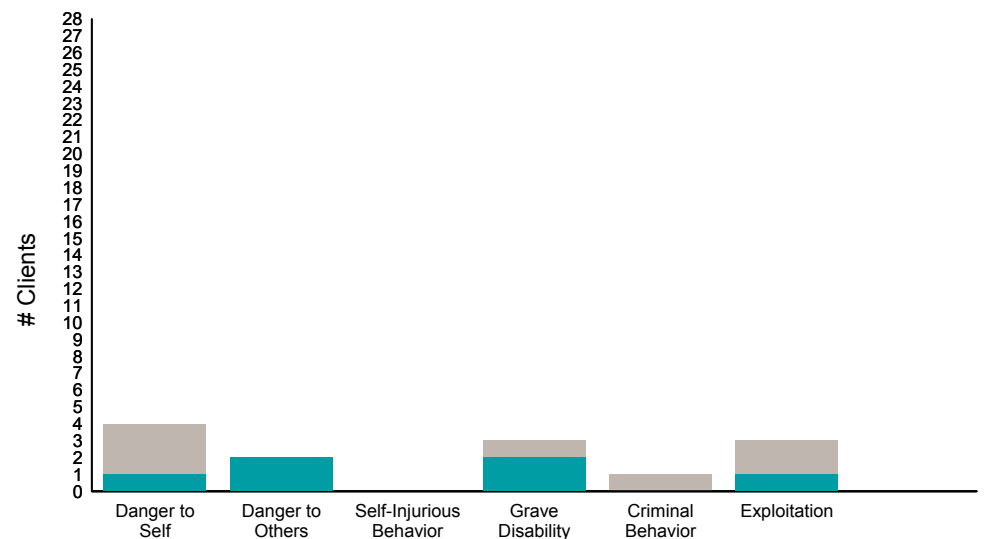


Item	% improvement
Psychosis	50% (4/8)
Depression	32% (6/19)
Anxiety	44% (8/18)
Adjustment to Trauma	44% (8/18)
Impulse Control	27% (3/11)
Interpersonal Problems	33% (2/6)
Substance Use	21% (3/14)
Optimism	23% (3/13)
Community Connection	31% (5/16)
Spiritual /Religious	18% (3/17)
Recovery Involvement	63% (5/8)

**Life Domain Functioning**



**Risk Behaviors**



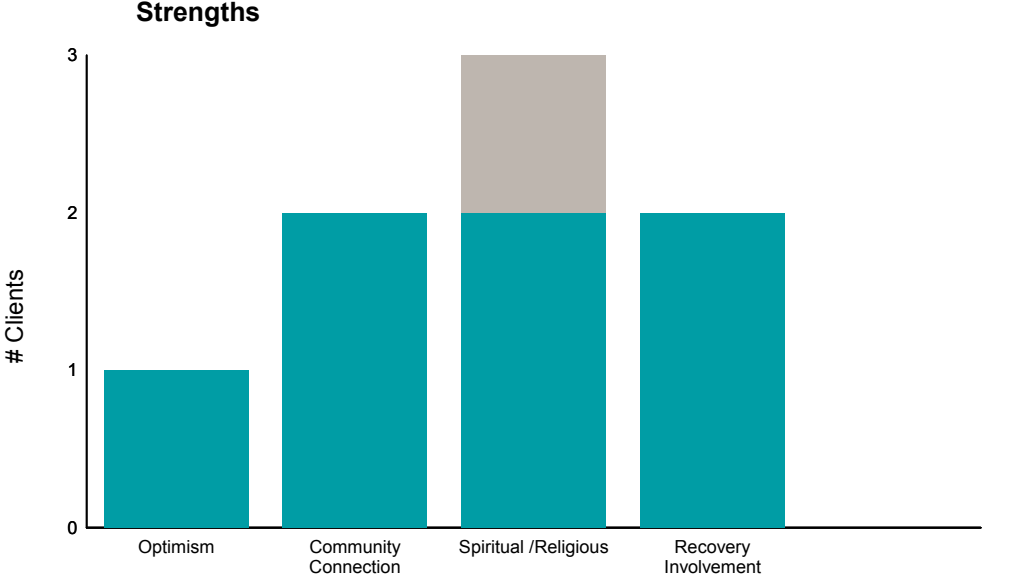
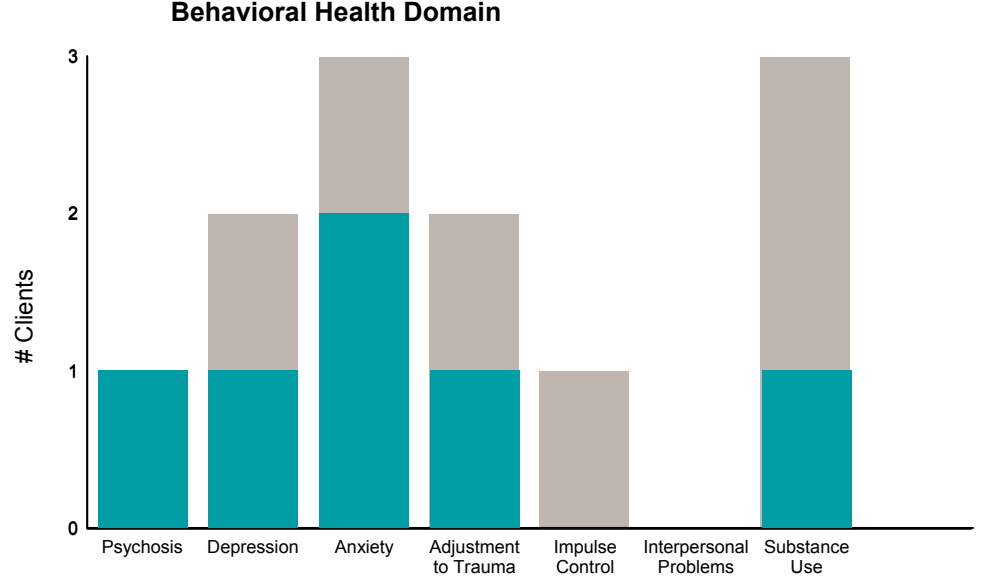
Item	% improvement
Physical /Medical	33% (3/9)
Family Functioning	60% (9/15)
Living Skills	70% (7/10)
Social Functioning	47% (7/15)
Residential Stability	15% (4/27)
Employ'm't	29% (2/7)
Medication Adherence	50% (2/4)
Cultural Stress	50% (4/8)
Danger to Self	25% (1/4)
Danger to Others	100% (2/2)
Self-Injurious Behavior	0% (0/0)
Grave Disability	67% (2/3)
Criminal Behavior	0% (0/1)
Exploitation	33% (1/3)

This report reflects data from 7/1/2018 - 9/30/2018

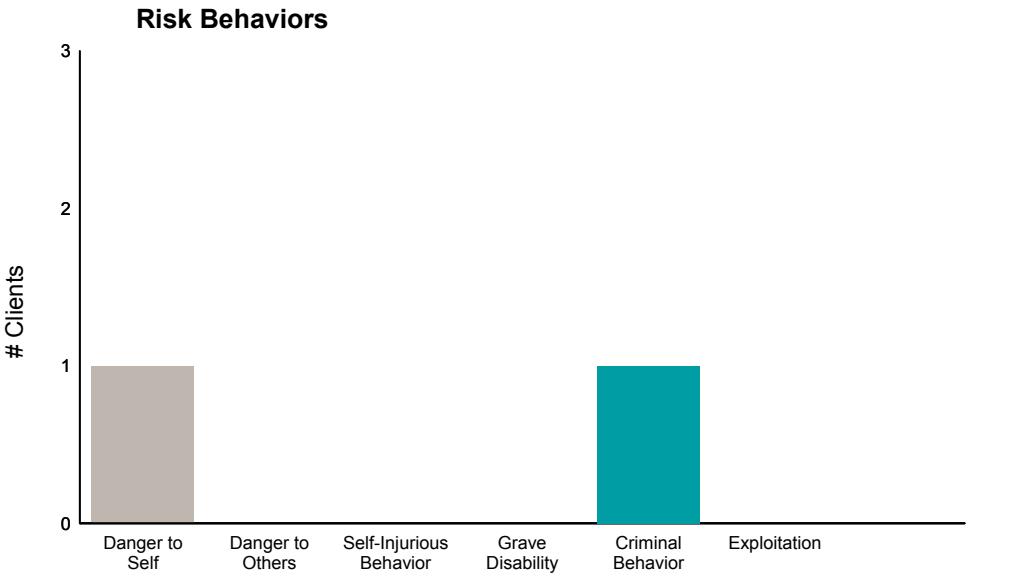
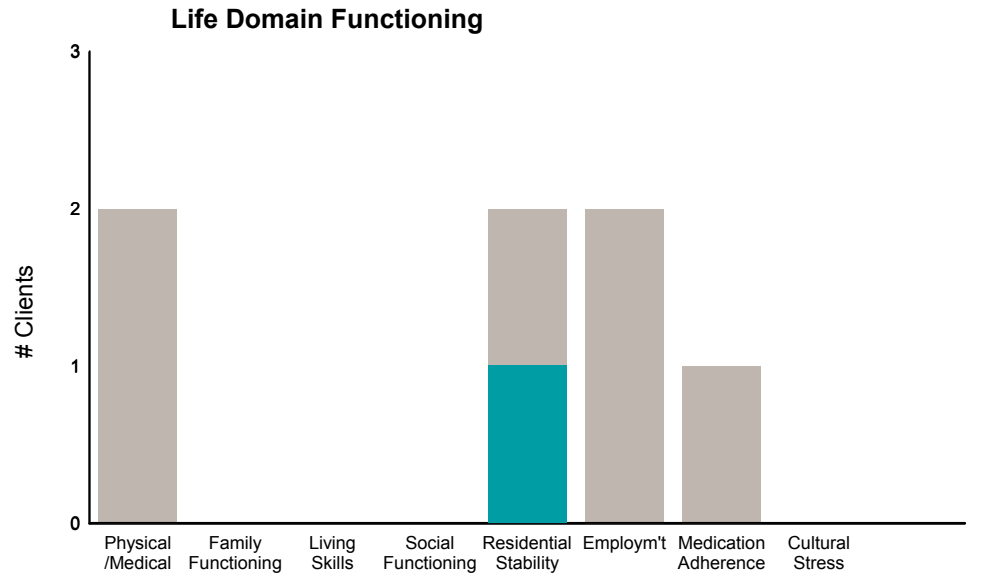
**FY18-19 Q1 Objective A.2 ANSA Outcomes Item-Level Report**  
**SFAF Stonewall MH OP (38HSOP)**

Didn't Improve
  Improved
 This report looks at current ANSAs to see how many clients improved on items rated 2 or 3 from the prior ANSA.

Num of episodes w/ min. 2 ANSAs: **3**      Average days between ANSAs: **253.0**      % clients improved on min. 30% of actionable items: **100% (= 3/3)**



Item	Improved	Didn't Improve	% improvement
Psychosis	1/1	0/0	100%
Depression	1/2	1/2	50%
Anxiety	2/3	1/3	67%
Adjustment to Trauma	1/2	1/2	50%
Impulse Control	0/1	1/1	0%
Interpersonal Problems	0/0	0/0	0%
Substance Use	1/3	2/3	33%



Item	Improved	Didn't Improve	% improvement
Physical /Medical	0/2	2/2	0%
Family Functioning	0/0	0/0	0%
Living Skills	0/0	0/0	0%
Social Functioning	0/0	0/0	0%
Residential Stability	1/2	1/2	50%
Employm't	0/2	2/2	0%
Medication Adherence	0/1	1/1	0%
Cultural Stress	0/0	0/0	0%

This report reflects data from 7/1/2018 - 9/30/2018



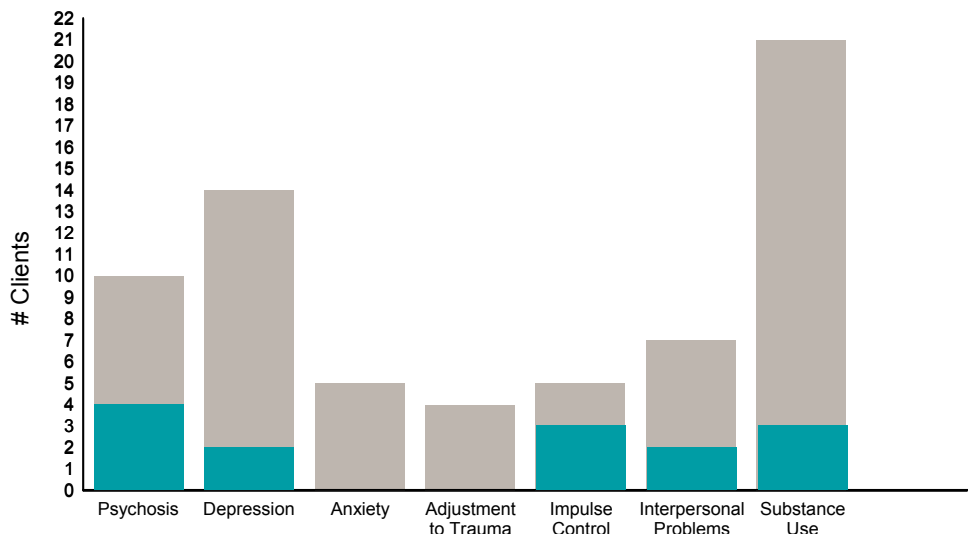


FY18-19 Q1 Objective A.2 ANSA Outcomes Item-Level Report  
**SFGH Emergency Dept CM (38JVOP)**

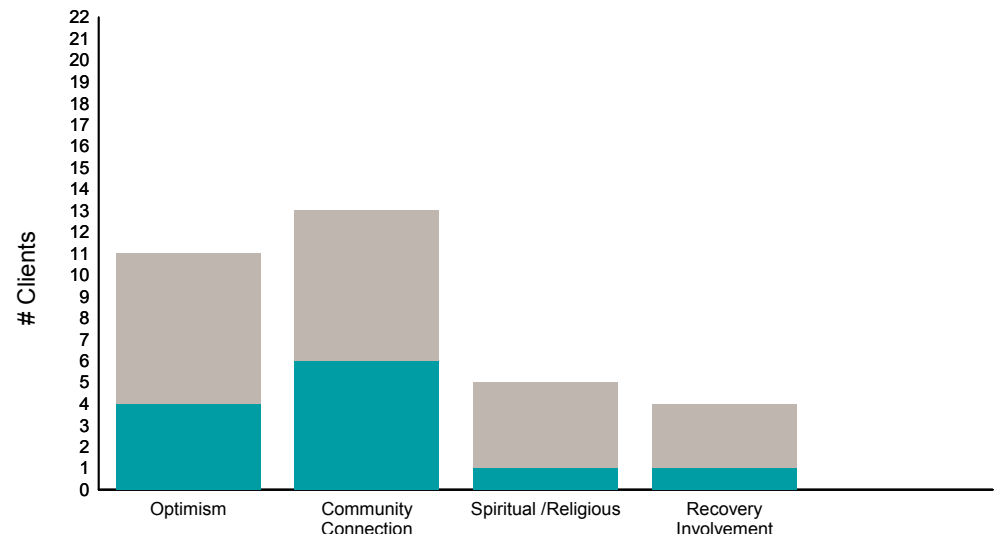
Didn't Improve
  Improved
 This report looks at current ANSAs to see how many clients improved on items rated 2 or 3 from the prior ANSA.

Num of episodes w/ min. 2 ANSAs: **22**      Average days between ANSAs: **236.7**      % clients improved on min. 30% of actionable items: **50% (= 11/22)**

**Behavioral Health Domain**

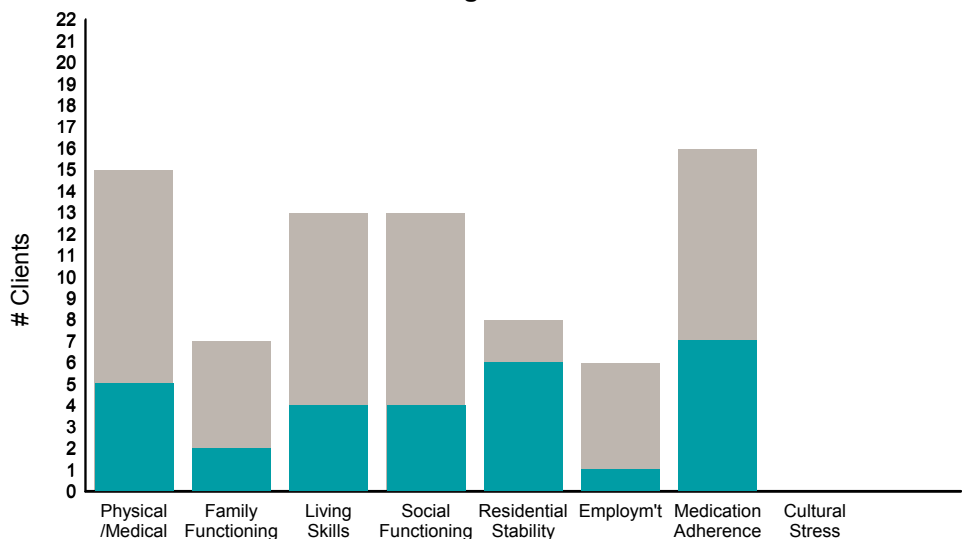


**Strengths**

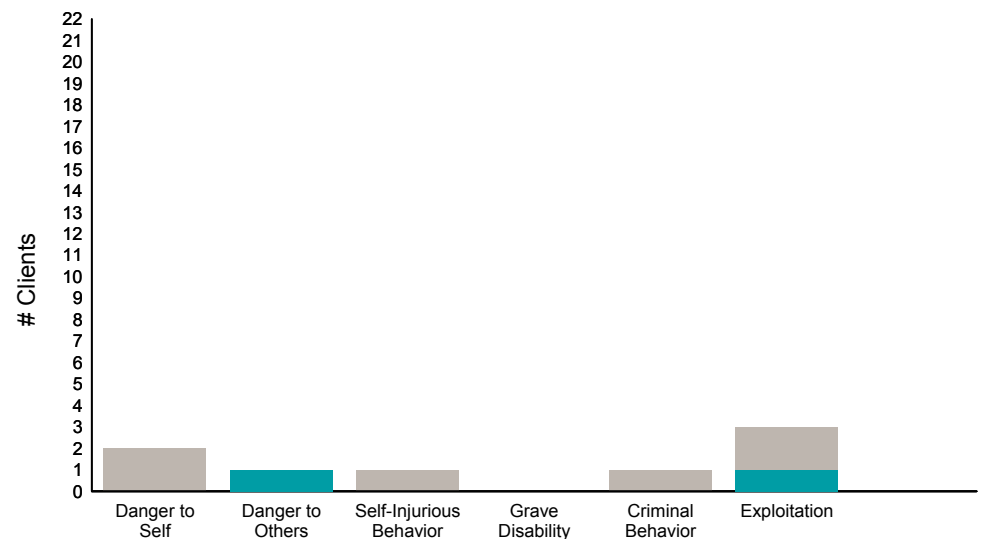


Item	% improvement
Psychosis	40% (4/10)
Depression	14% (2/14)
Anxiety	0% (0/5)
Adjustment to Trauma	0% (0/4)
Impulse Control	60% (3/5)
Interpersonal Problems	29% (2/7)
Substance Use	14% (3/21)
Optimism	36% (4/11)
Community Connection	46% (6/13)
Spiritual /Religious	20% (1/5)
Recovery Involvement	25% (1/4)

**Life Domain Functioning**



**Risk Behaviors**



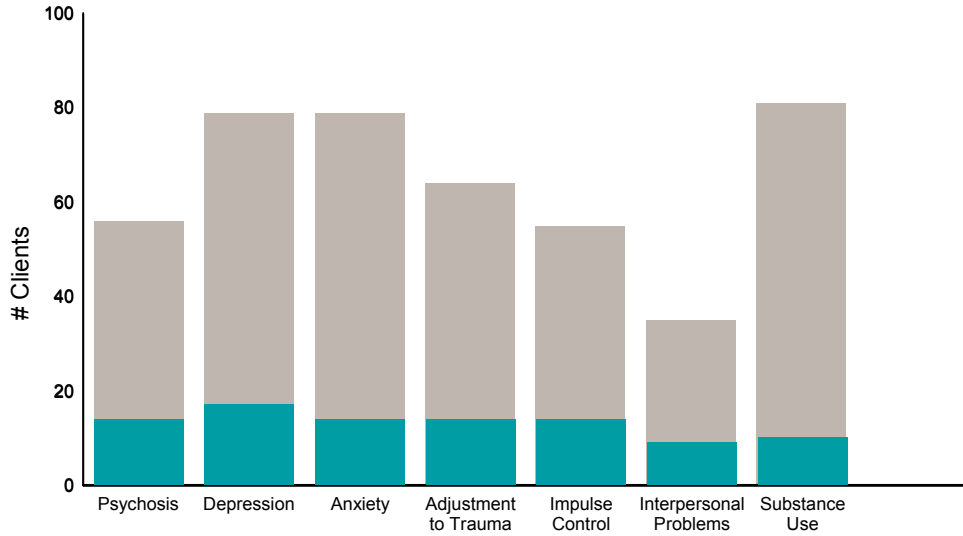
Item	% improvement
Physical /Medical	33% (5/15)
Family Functioning	29% (2/7)
Living Skills	31% (4/13)
Social Functioning	31% (4/13)
Residential Stability	75% (6/8)
Employm't	17% (1/6)
Medication Adherence	44% (7/16)
Cultural Stress	0% (0/0)
Danger to Self	0% (0/2)
Danger to Others	100% (1/1)
Self-Injurious Behavior	0% (0/1)
Grave Disability	0% (0/0)
Criminal Behavior	0% (0/1)
Exploitation	33% (1/3)

**FY18-19 Q1 Objective A.2 ANSA Outcomes Item-Level Report**  
**Shrader House Crisis RES PROG (89661)**

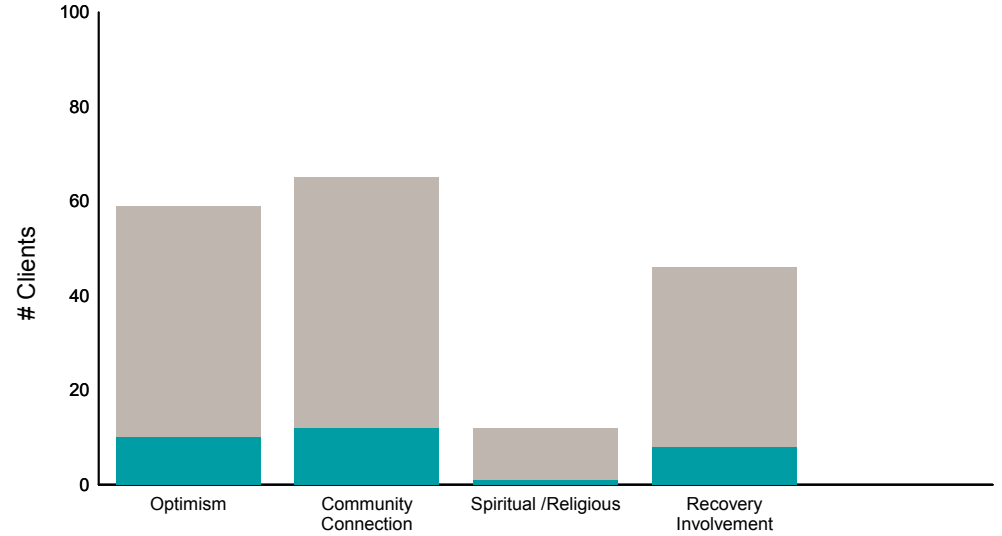
Didn't Improve
  Improved
 This report looks at current ANSAs to see how many clients improved on items rated 2 or 3 from the prior ANSA.

Num of episodes w/ min. 2 ANSAs: 95      Average days between ANSAs: 113.7      % clients improved on min. 30% of actionable items: **25% (= 24/95)**

**Behavioral Health Domain**

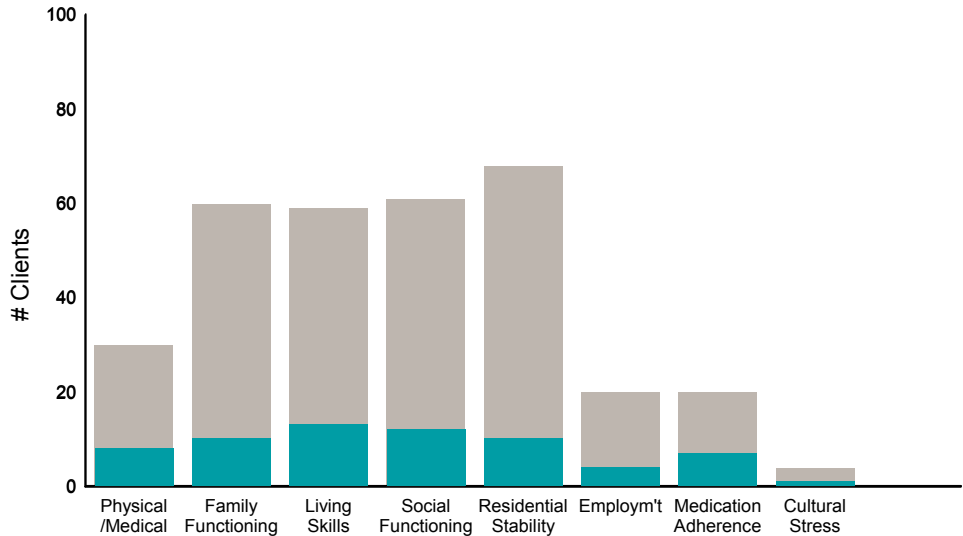


**Strengths**

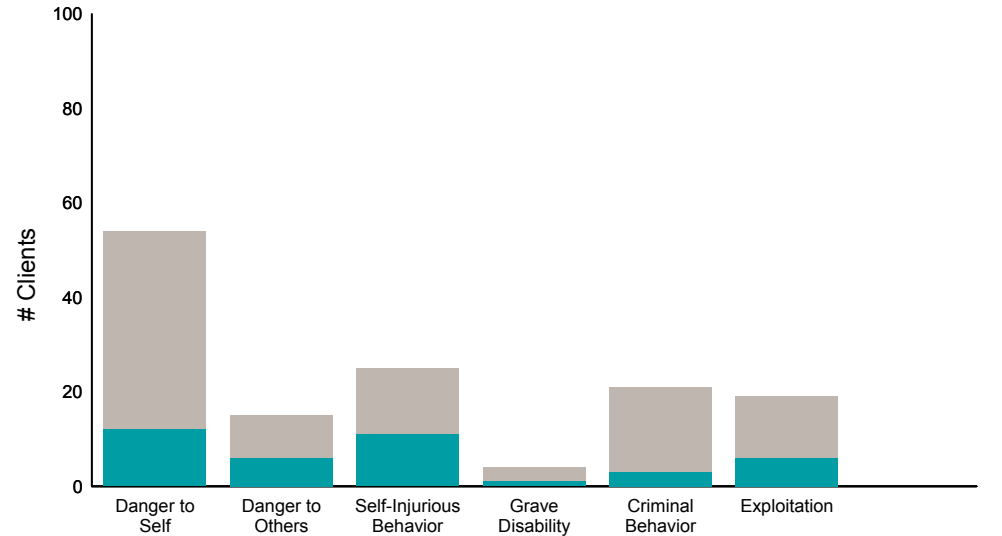


Item	% improvement
Psychosis	25%
Depression	22%
Anxiety	18%
Adjustment to Trauma	22%
Impulse Control	25%
Interpersonal Problems	26%
Substance Use	12%
Optimism	17%
Community Connection	18%
Spiritual /Religious	8%
Recovery Involvement	17%

**Life Domain Functioning**



**Risk Behaviors**



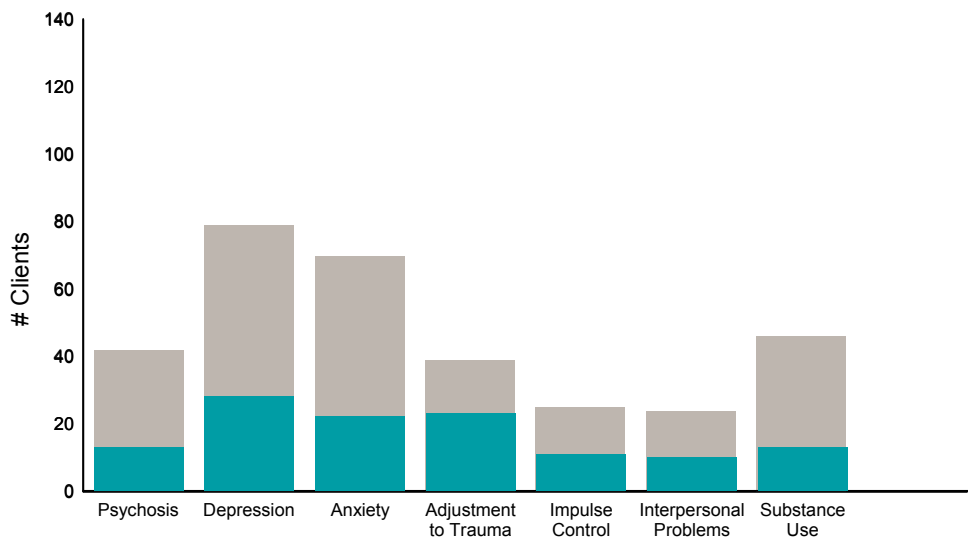
Item	% improvement
Physical /Medical	27%
Family Functioning	17%
Living Skills	22%
Social Functioning	20%
Residential Stability	15%
Employ'm't	20%
Medication Adherence	35%
Cultural Stress	25%
Danger to Self	22%
Danger to Others	40%
Self-Injurious Behavior	44%
Grave Disability	25%
Criminal Behavior	14%
Exploitation	32%

**FY18-19 Q1 Objective A.2 ANSA Outcomes Item-Level Report**  
**South of Market Outpatient (38719)**

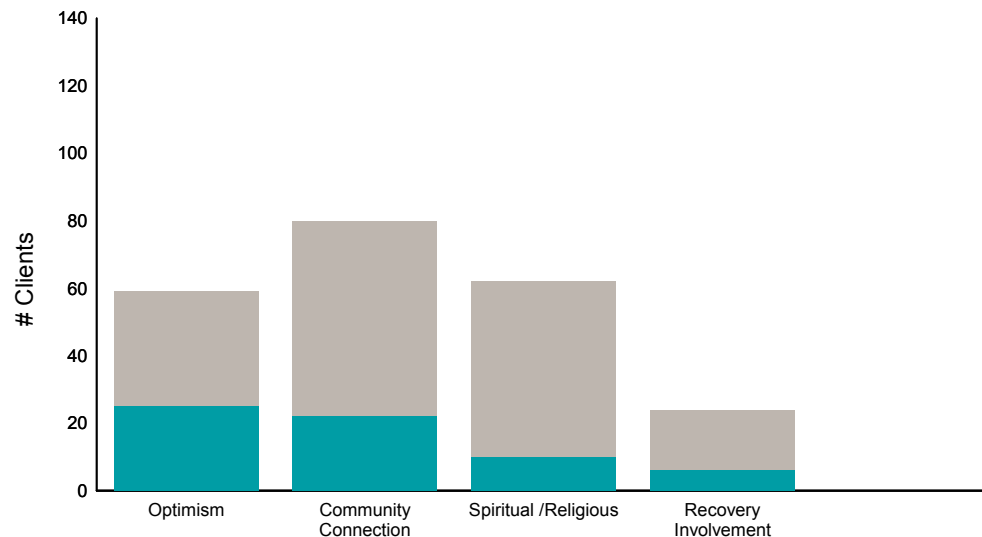
Didn't Improve
  Improved
 This report looks at current ANSAs to see how many clients improved on items rated 2 or 3 from the prior ANSA.

Num of episodes w/ min. 2 ANSAs: 132      Average days between ANSAs: 384.8      % clients improved on min. 30% of actionable items: **53% (= 66/124)**

**Behavioral Health Domain**

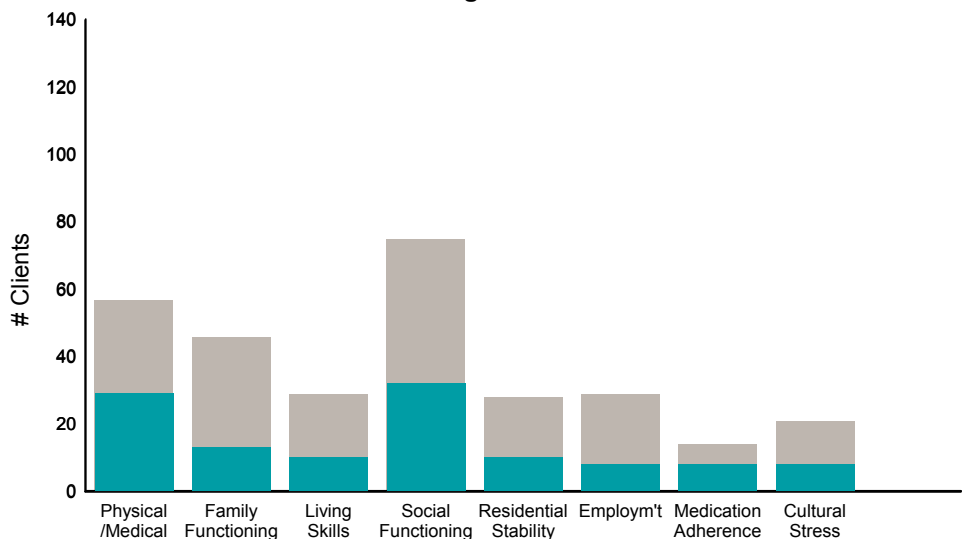


**Strengths**

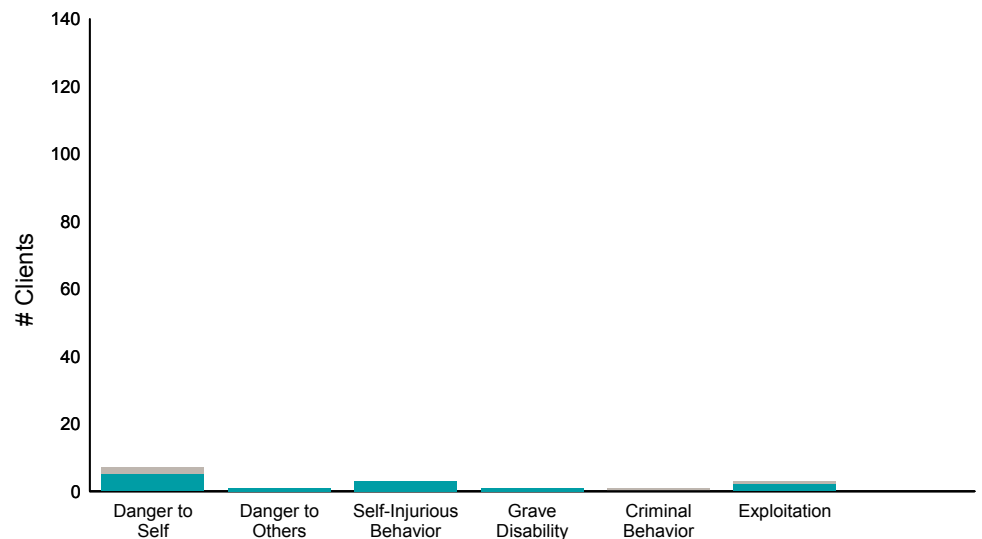


Item	% improvement
Psychosis	31% (13/42)
Depression	35% (28/79)
Anxiety	31% (22/70)
Adjustment to Trauma	59% (23/39)
Impulse Control	44% (11/25)
Interpersonal Problems	42% (10/24)
Substance Use	28% (13/46)
Optimism	42% (25/59)
Community Connection	28% (22/80)
Spiritual /Religious	16% (10/62)
Recovery Involvement	25% (6/24)

**Life Domain Functioning**



**Risk Behaviors**



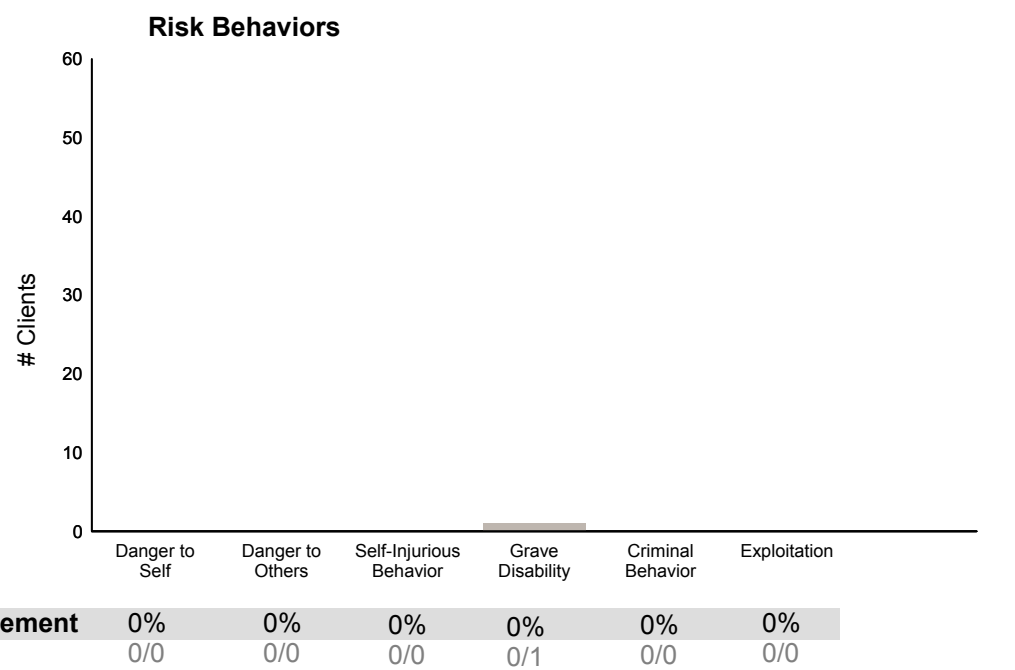
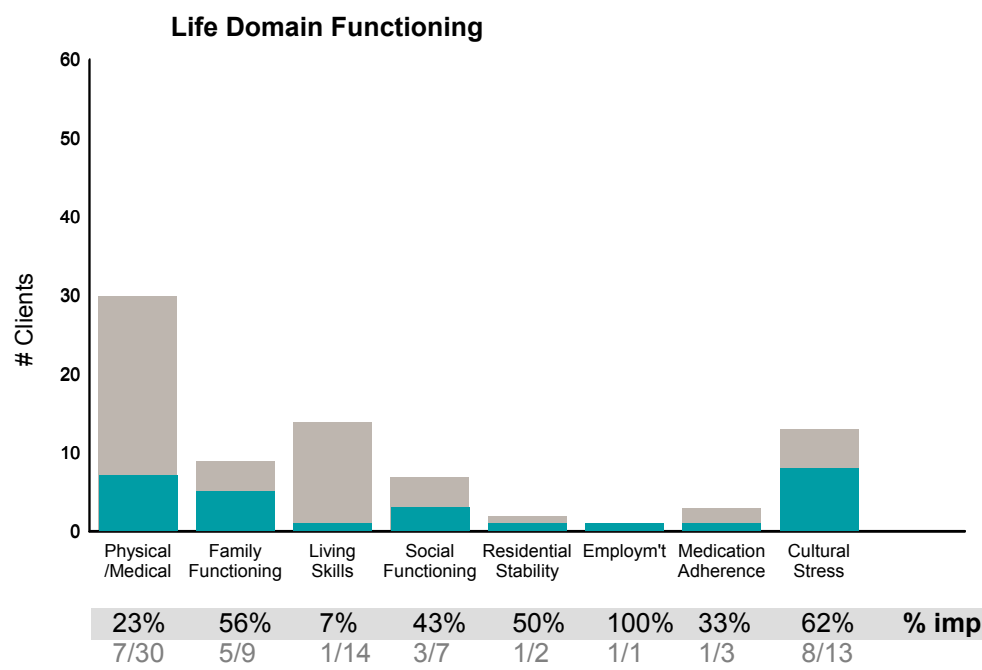
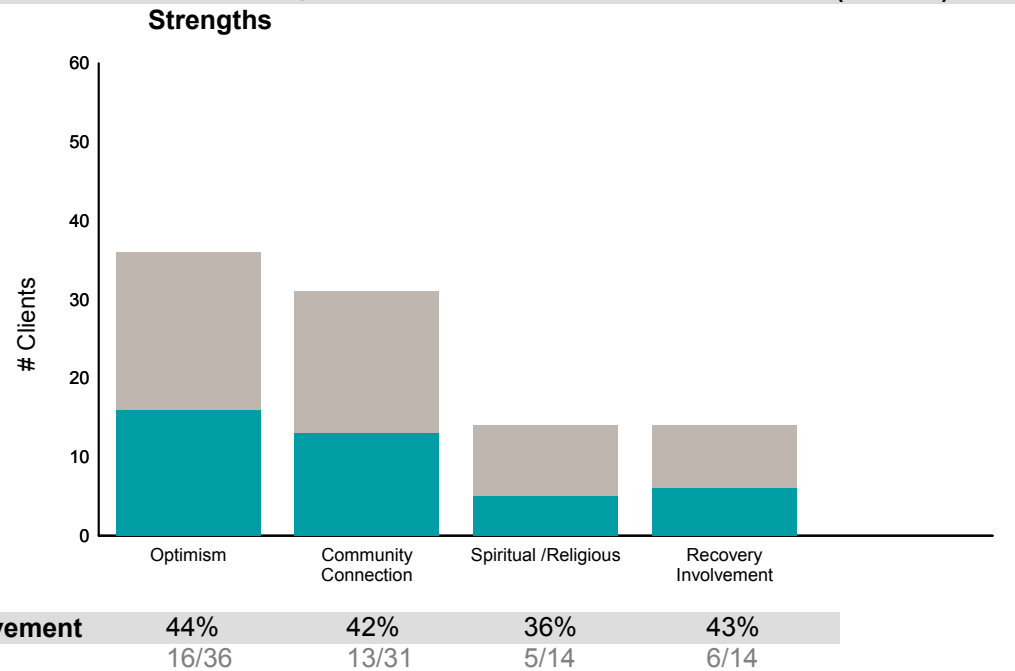
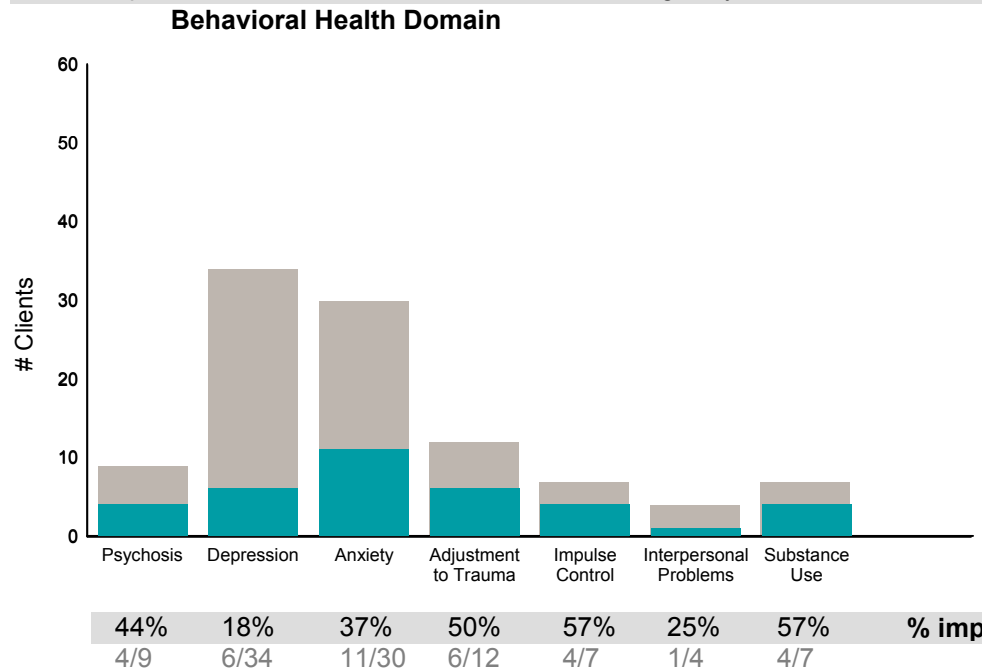
Item	% improvement
Physical /Medical	51% (29/57)
Family Functioning	28% (13/46)
Living Skills	34% (10/29)
Social Functioning	43% (32/75)
Residential Stability	36% (10/28)
Employ'm't	28% (8/29)
Medication Adherence	57% (8/14)
Cultural Stress	38% (8/21)
Danger to Self	71% (5/7)
Danger to Others	100% (1/1)
Self-Injurious Behavior	100% (3/3)
Grave Disability	100% (1/1)
Criminal Behavior	0% (0/1)
Exploitation	67% (2/3)

This report reflects data from 7/1/2018 - 9/30/2018

**FY18-19 Q1 Objective A.2 ANSA Outcomes Item-Level Report**  
**Southeast Mission Geriatric-OP (38483)**

Didn't Improve
  Improved
 This report looks at current ANSAs to see how many clients improved on items rated 2 or 3 from the prior ANSA.

Num of episodes w/ min. 2 ANSAs: **51**      Average days between ANSAs: **364.7**      % clients improved on min. 30% of actionable items: **59% (= 30/51)**



This report reflects data from 7/1/2018 - 9/30/2018

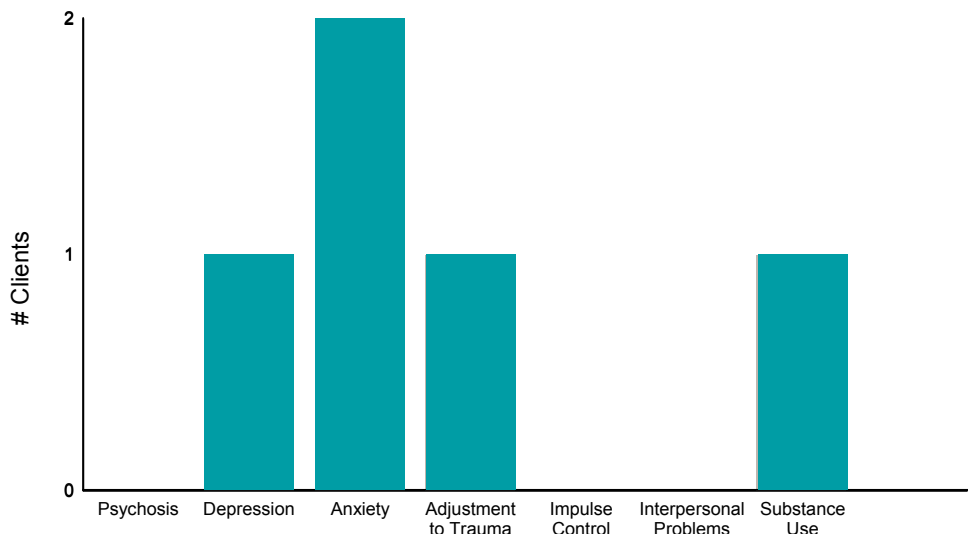


FY18-19 Q1 Objective A.2 ANSA Outcomes Item-Level Report  
 St James Infirmary MHS (38KFOP)

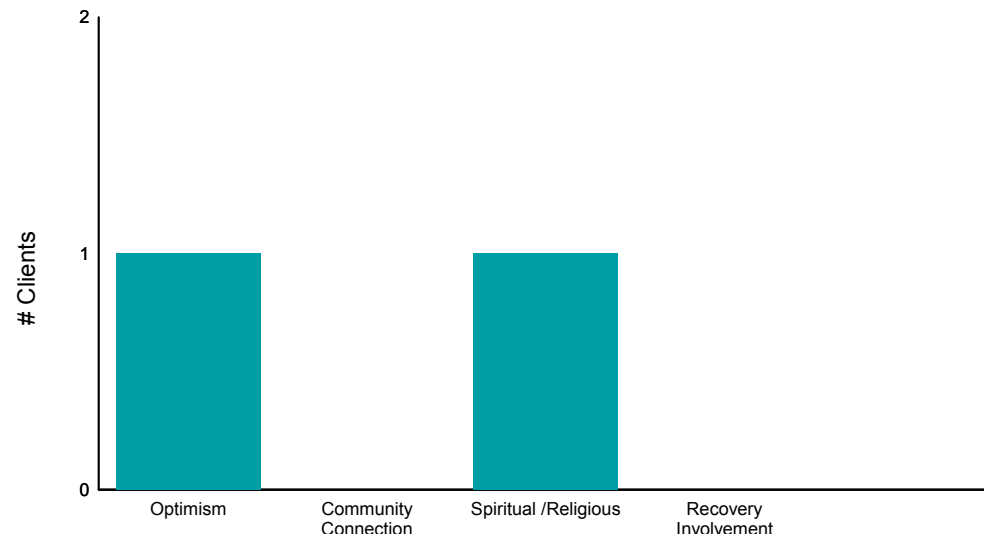
Didn't Improve
  Improved
 This report looks at current ANSAs to see how many clients improved on items rated 2 or 3 from the prior ANSA.

Num of episodes w/ min. 2 ANSAs: 2      Average days between ANSAs: 160.0      % clients improved on min. 30% of actionable items: **100% (= 2/2)**

**Behavioral Health Domain**

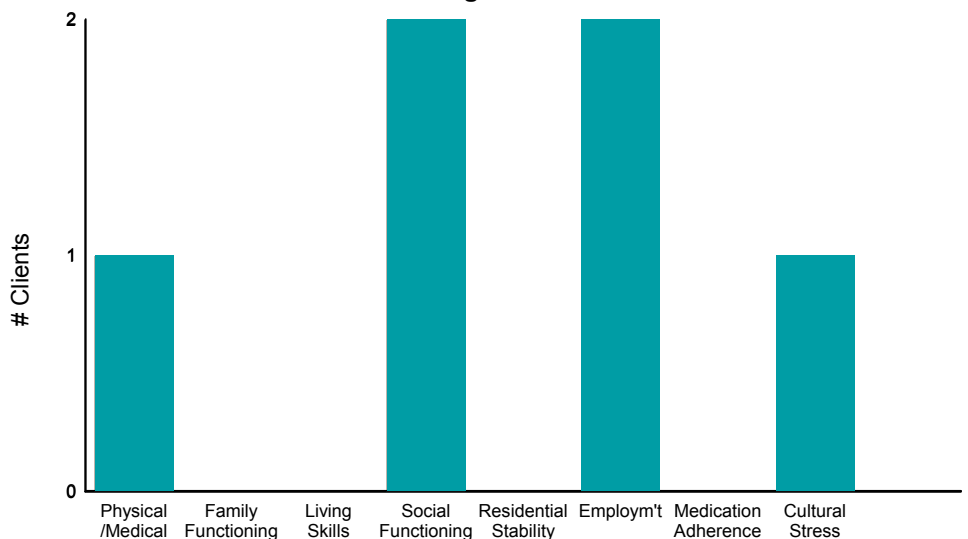


**Strengths**




0%	100%	100%	100%	0%	0%	100%	<b>% improvement</b>	100%	0%	100%	0%
0/0	1/1	2/2	1/1	0/0	0/0	1/1		1/1	0/0	1/1	0/0

**Life Domain Functioning**



**Risk Behaviors**



100%	0%	0%	100%	0%	100%	0%	100%	<b>% improvement</b>	100%	0%	0%	0%	0%	0%
1/1	0/0	0/0	2/2	0/0	2/2	0/0	1/1		1/1	0/0	0/0	0/0	0/0	0/0

This report reflects data from 7/1/2018 - 9/30/2018

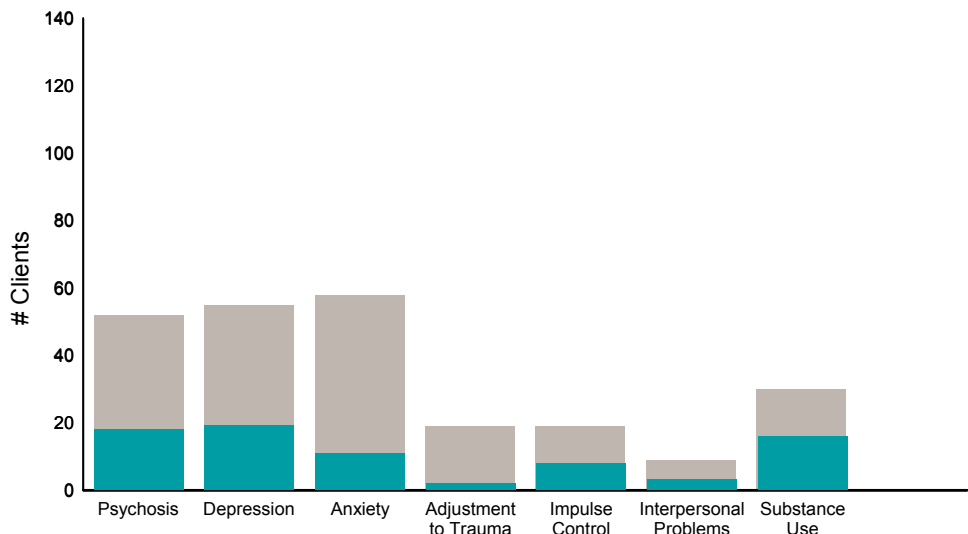


FY18-19 Q1 Objective A.2 ANSA Outcomes Item-Level Report  
**Sunset Mental Health OP (38823)**

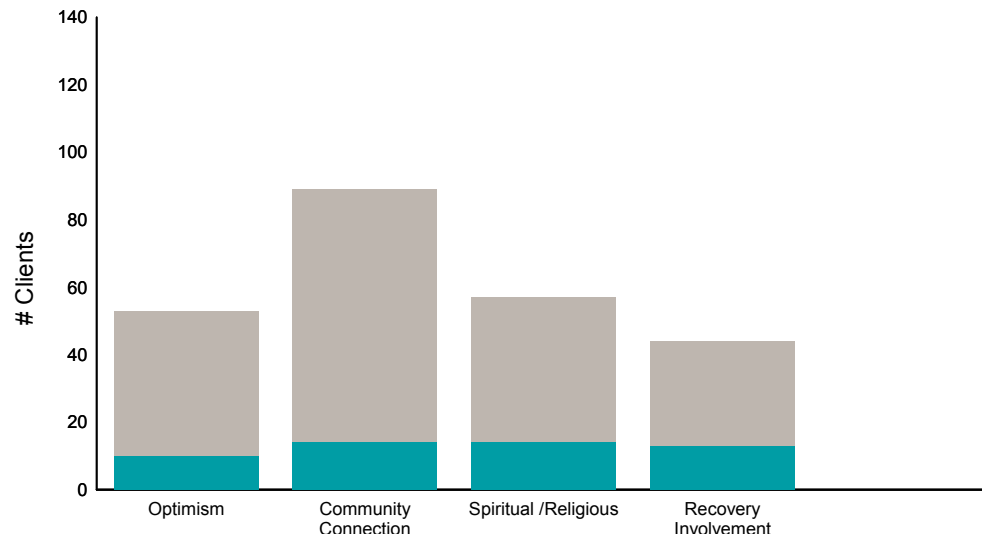
Didn't Improve
  Improved
 This report looks at current ANSAs to see how many clients improved on items rated 2 or 3 from the prior ANSA.

Num of episodes w/ min. 2 ANSAs: 140      Average days between ANSAs: 364.4      % clients improved on min. 30% of actionable items: **46% (= 61/134)**

**Behavioral Health Domain**

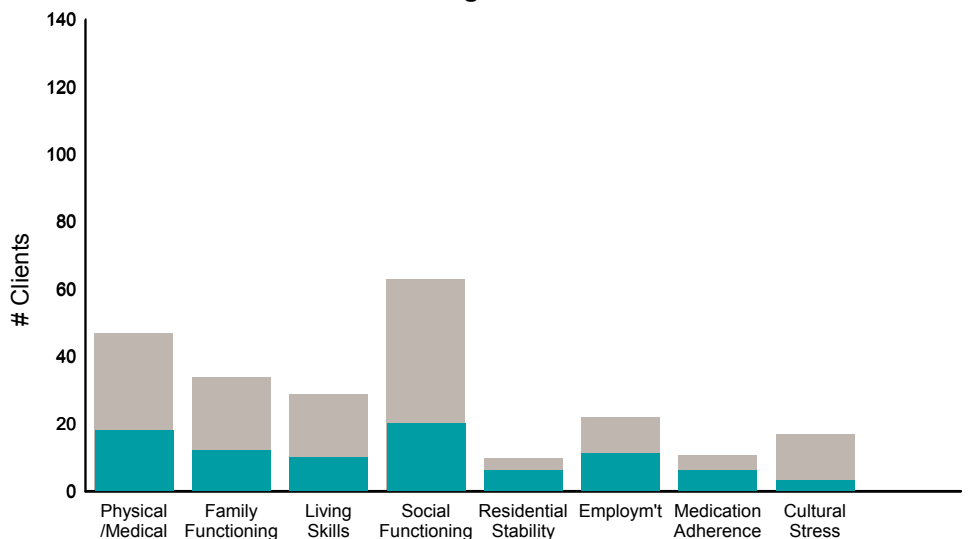


**Strengths**

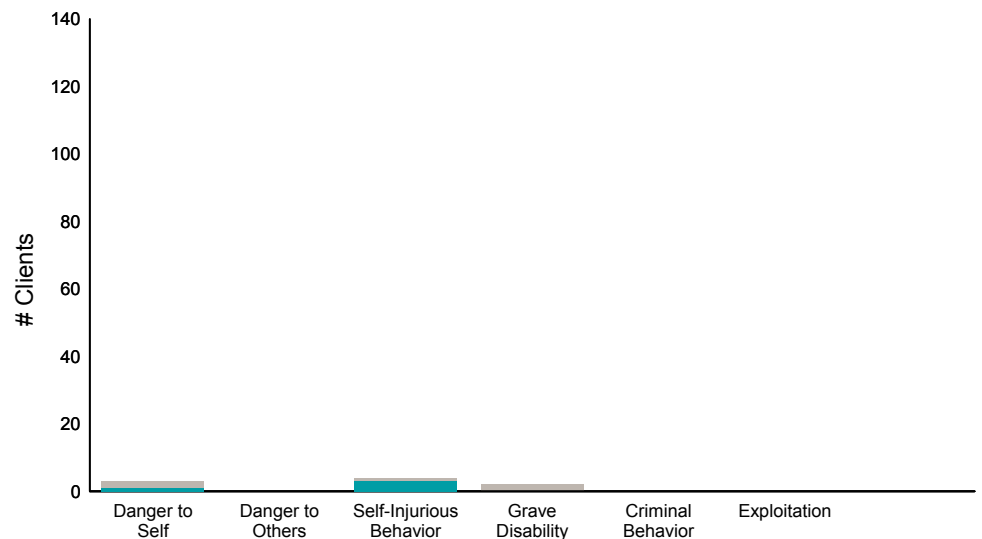


Item	% improvement
Psychosis	35% (18/52)
Depression	35% (19/55)
Anxiety	19% (11/58)
Adjustment to Trauma	11% (2/19)
Impulse Control	42% (8/19)
Interpersonal Problems	33% (3/9)
Substance Use	53% (16/30)
Optimism	19% (10/53)
Community Connection	16% (14/89)
Spiritual /Religious	25% (14/57)
Recovery Involvement	30% (13/44)

**Life Domain Functioning**



**Risk Behaviors**



Item	% improvement
Physical /Medical	38% (18/47)
Family Functioning	35% (12/34)
Living Skills	34% (10/29)
Social Functioning	32% (20/63)
Residential Stability	60% (6/10)
Employ'm't	50% (11/22)
Medication Adherence	55% (6/11)
Cultural Stress	18% (3/17)
Danger to Self	33% (1/3)
Danger to Others	0% (0/0)
Self-Injurious Behavior	75% (3/4)
Grave Disability	0% (0/2)
Criminal Behavior	0% (0/0)
Exploitation	0% (0/0)

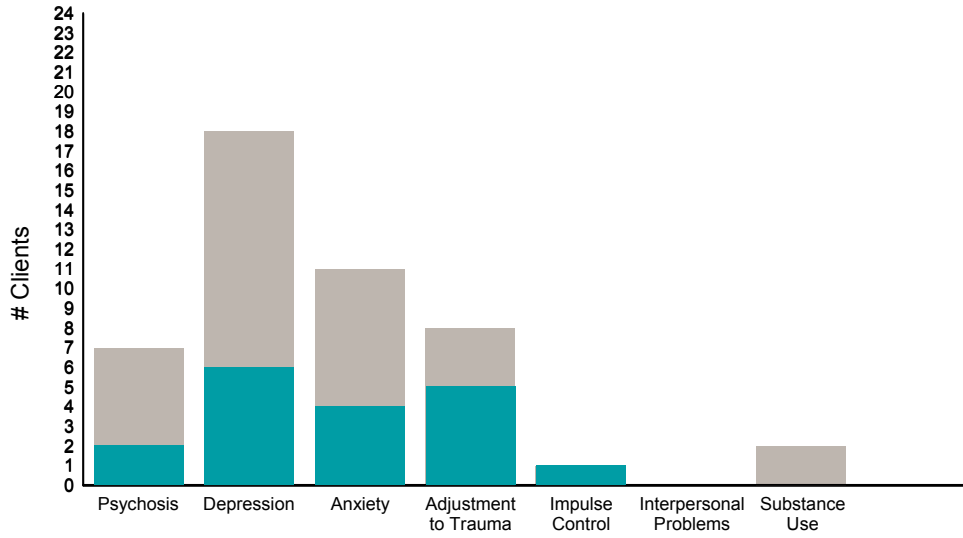
This report reflects data from 7/1/2018 - 9/30/2018

**FY18-19 Q1 Objective A.2 ANSA Outcomes Item-Level Report**  
**Sunset Mental Health Team II (3819OP)**

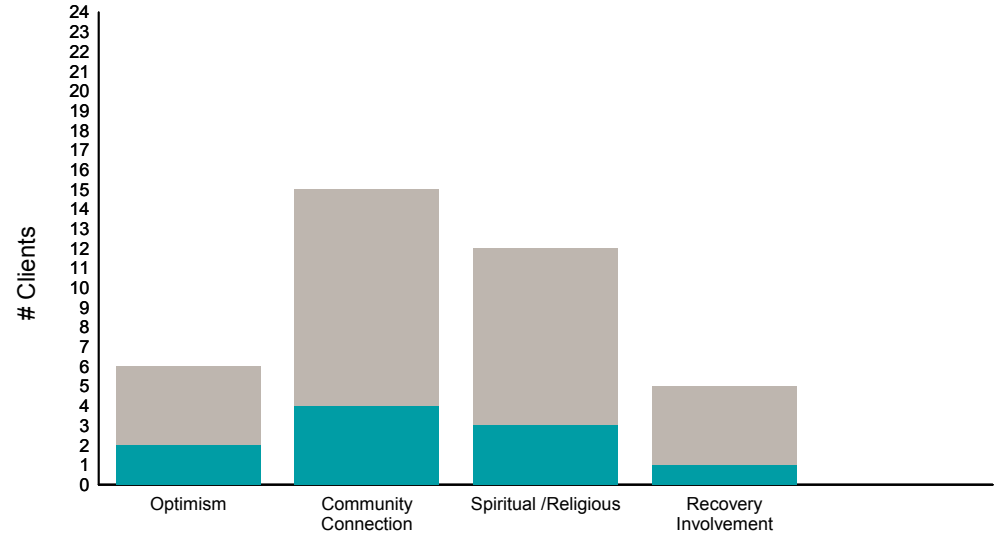
Didn't Improve
  Improved
 This report looks at current ANSAs to see how many clients improved on items rated 2 or 3 from the prior ANSA.

Num of episodes w/ min. 2 ANSAs: **24**     
 Average days between ANSAs: **310.8**     
 % clients improved on min. 30% of actionable items: **54% (= 13/24)**

**Behavioral Health Domain**

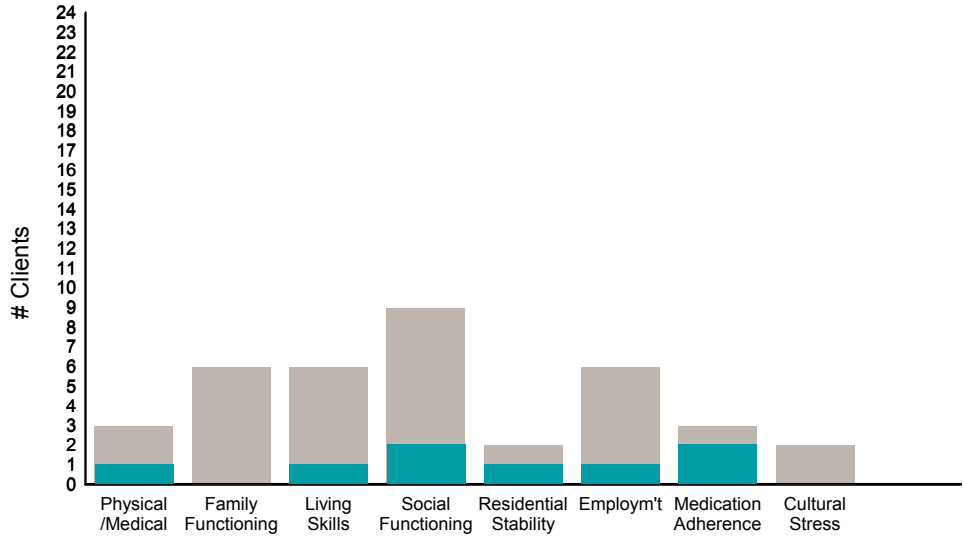


**Strengths**




Item	% improvement
Psychosis	29% (2/7)
Depression	33% (6/18)
Anxiety	36% (4/11)
Adjustment to Trauma	63% (5/8)
Impulse Control	100% (1/1)
Interpersonal Problems	0% (0/0)
Substance Use	0% (0/2)
Optimism	33% (2/6)
Community Connection	27% (4/15)
Spiritual /Religious	25% (3/12)
Recovery Involvement	20% (1/5)

**Life Domain Functioning**



**Risk Behaviors**



Item	% improvement
Physical /Medical	33% (1/3)
Family Functioning	0% (0/6)
Living Skills	17% (1/6)
Social Functioning	22% (2/9)
Residential Stability	50% (1/2)
Employ'm't	17% (1/6)
Medication Adherence	67% (2/3)
Cultural Stress	0% (0/2)
Danger to Self	0% (0/0)
Danger to Others	0% (0/0)
Self-Injurious Behavior	0% (0/0)
Grave Disability	0% (0/0)
Criminal Behavior	0% (0/0)
Exploitation	0% (0/0)

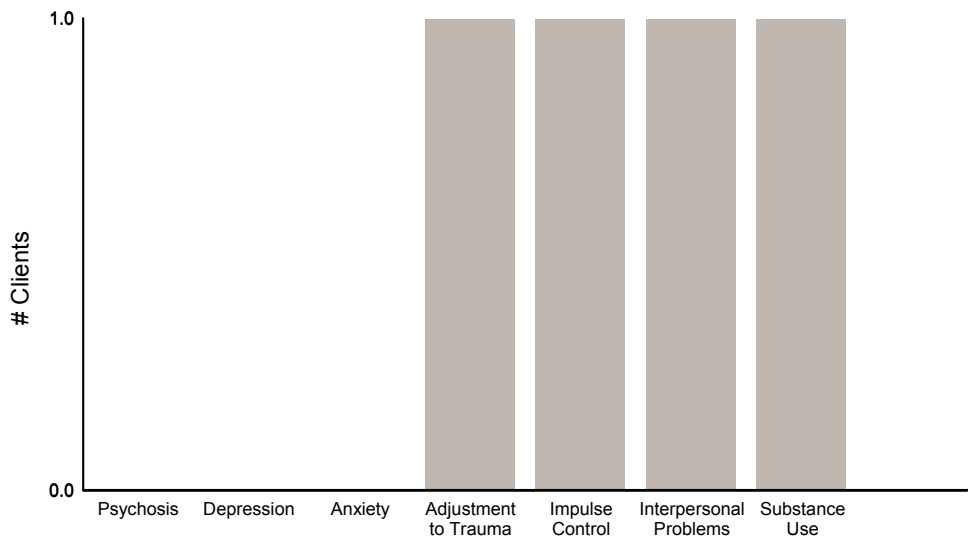
This report reflects data from 7/1/2018 - 9/30/2018

FY18-19 Q1 Objective A.2 ANSA Outcomes Item-Level Report  
**Swords to Plowshares Outpatient (8925OP)**

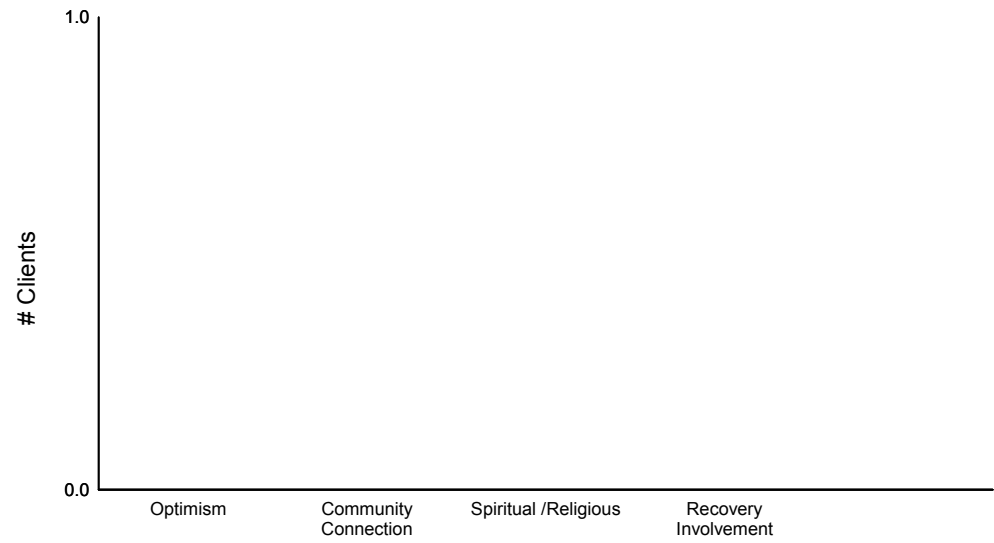
Didn't Improve
  Improved
 This report looks at current ANSAs to see how many clients improved on items rated 2 or 3 from the prior ANSA.

Num of episodes w/ min. 2 ANSAs: **1**      Average days between ANSAs: **109.0**      % clients improved on min. 30% of actionable items: **0%**

**Behavioral Health Domain**



**Strengths**

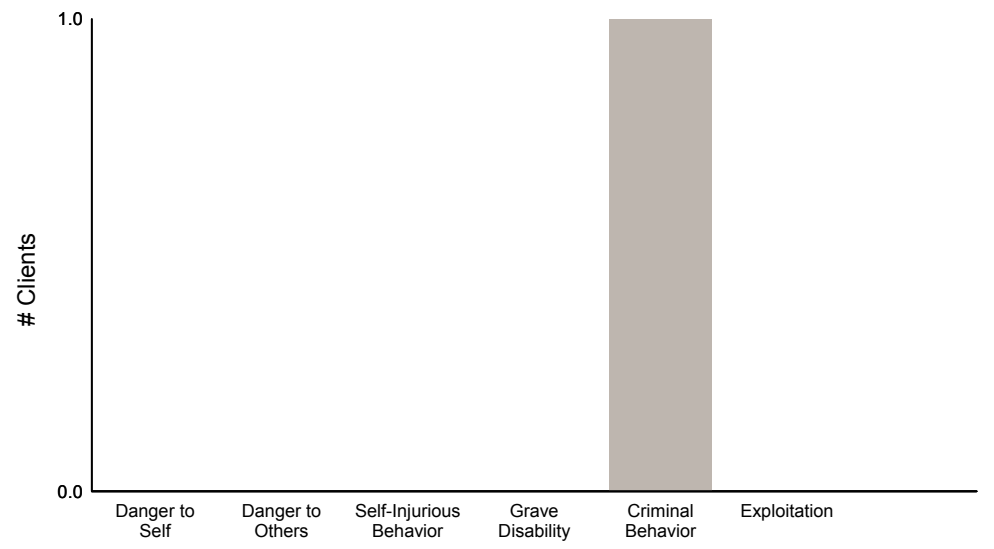


0%	0%	0%	0%	0%	0%	0%	<b>% improvement</b>	0%	0%	0%	0%
0/0	0/0	0/0	0/1	0/1	0/1	0/1		0/0	0/0	0/0	0/0

**Life Domain Functioning**



**Risk Behaviors**



0%	0%	0%	0%	0%	0%	0%	0%	<b>% improvement</b>	0%	0%	0%	0%	0%	0%
0/0	0/0	0/0	0/0	0/0	0/0	0/0	0/0		0/0	0/0	0/0	0/0	0/1	0/0

This report reflects data from 7/1/2018 - 9/30/2018



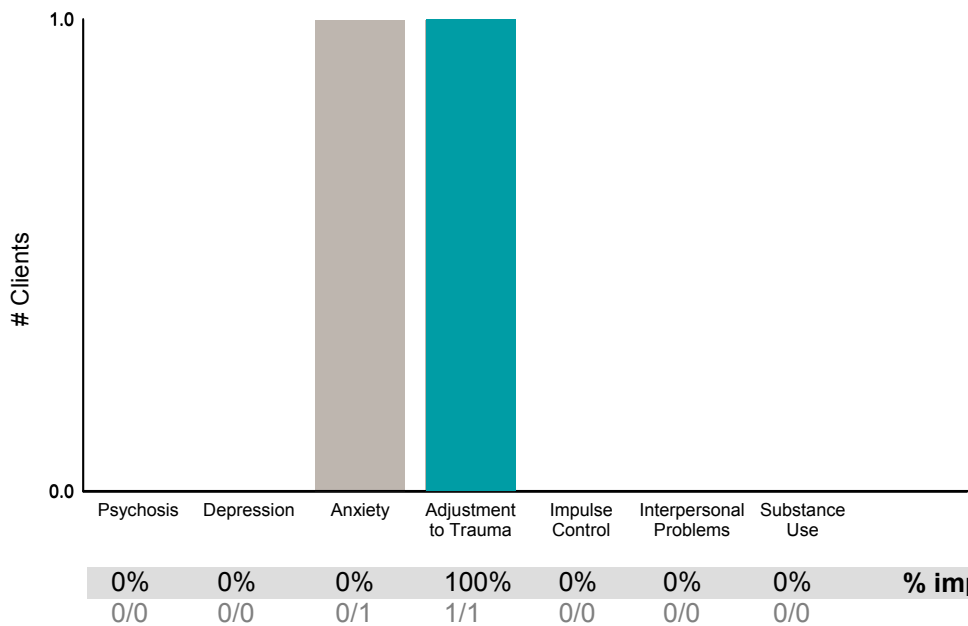


FY18-19 Q1 Objective A.2 ANSA Outcomes Item-Level Report  
TAY Linkage (38BHLK)

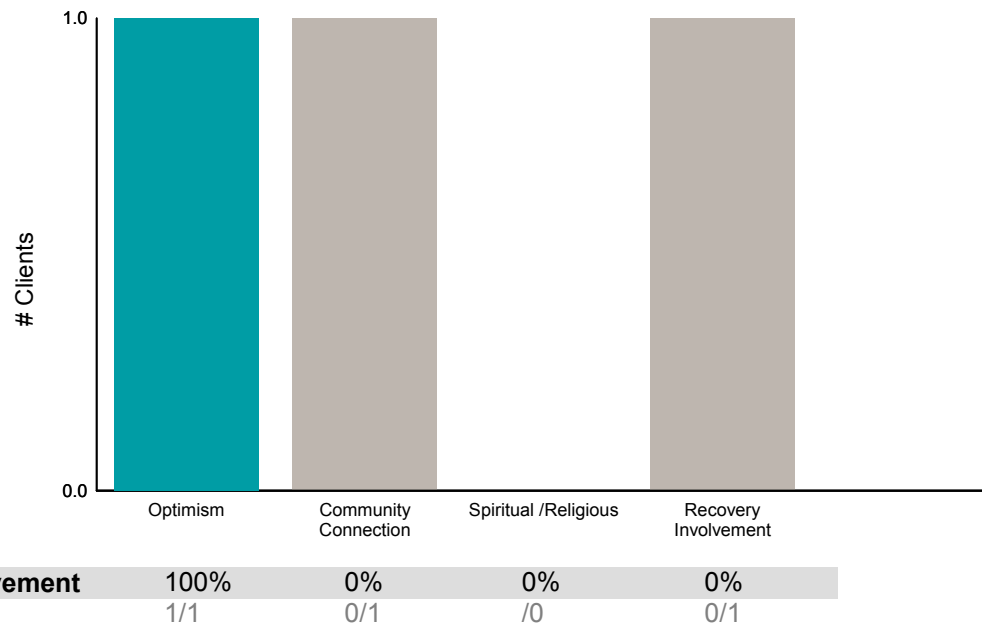
Didn't Improve
  Improved
 This report looks at current ANSAs to see how many clients improved on items rated 2 or 3 from the prior ANSA.

Num of episodes w/ min. 2 ANSAs: 1      Average days between ANSAs: 52.0      % clients improved on min. 30% of actionable items: **100% (= 1/1)**

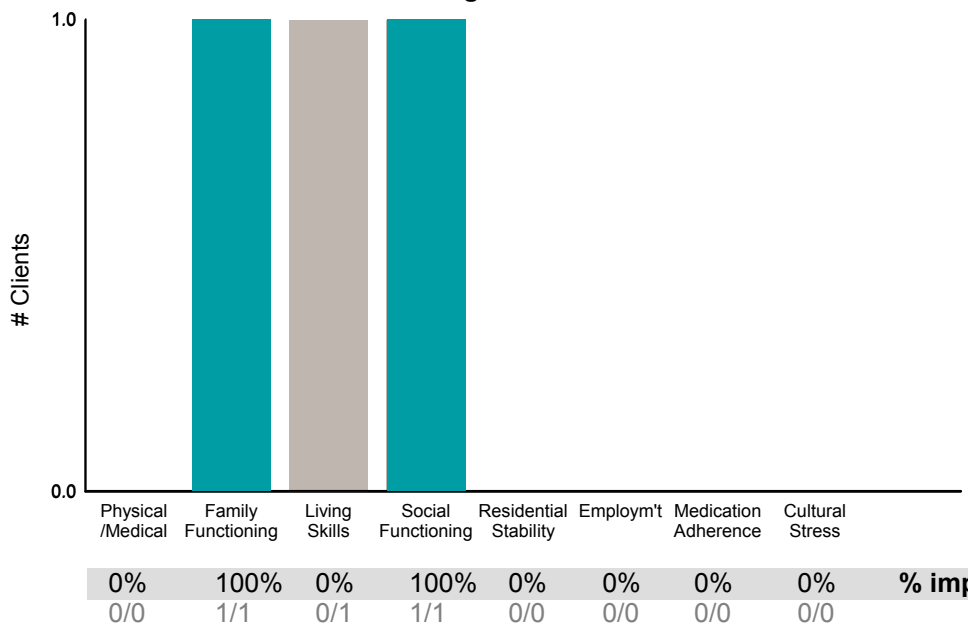
**Behavioral Health Domain**



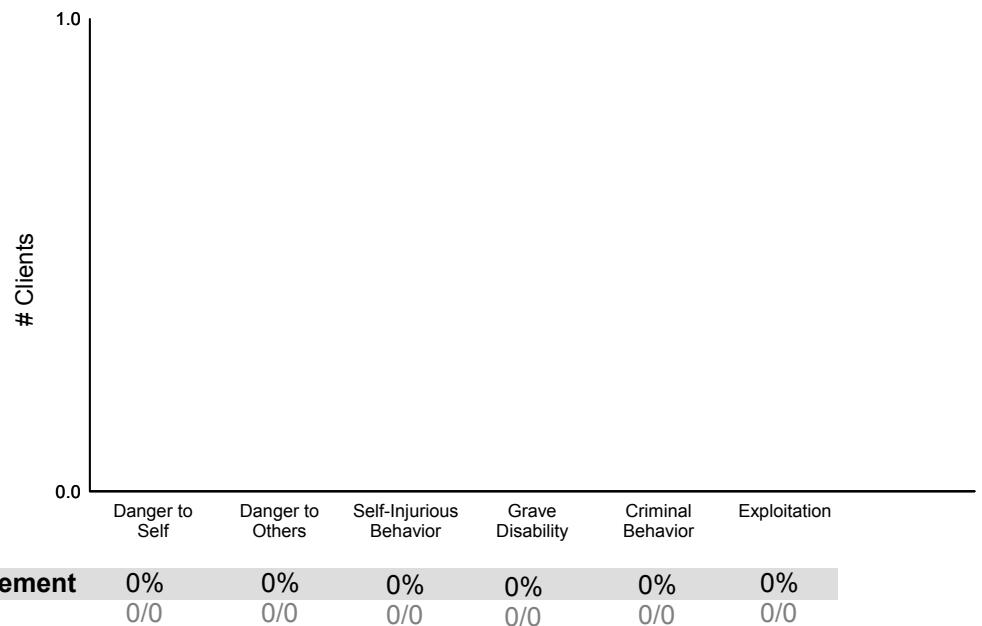
**Strengths**



**Life Domain Functioning**



**Risk Behaviors**

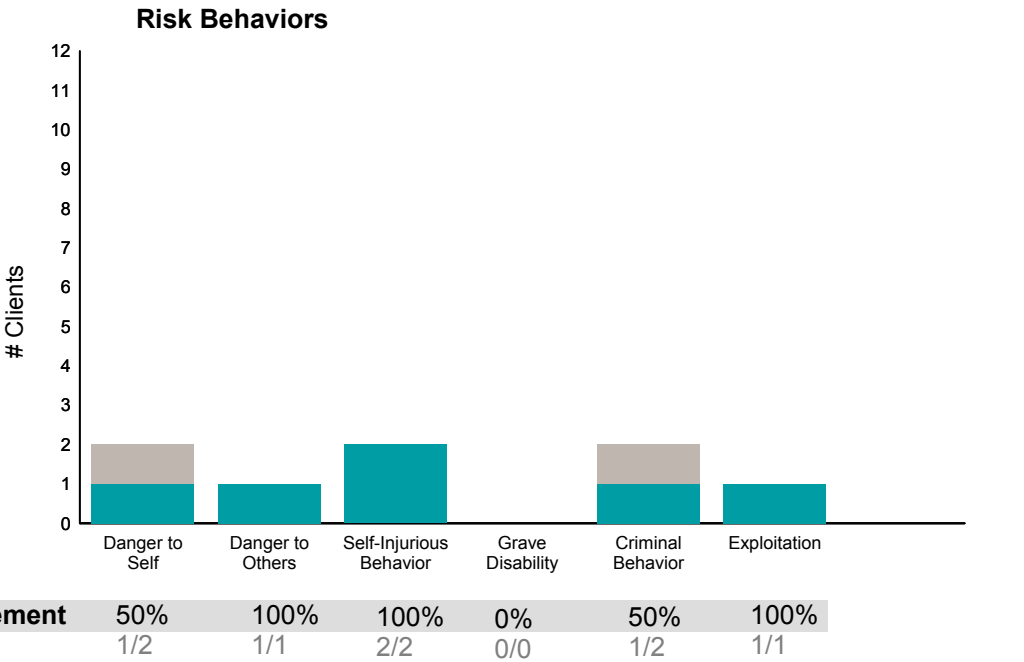
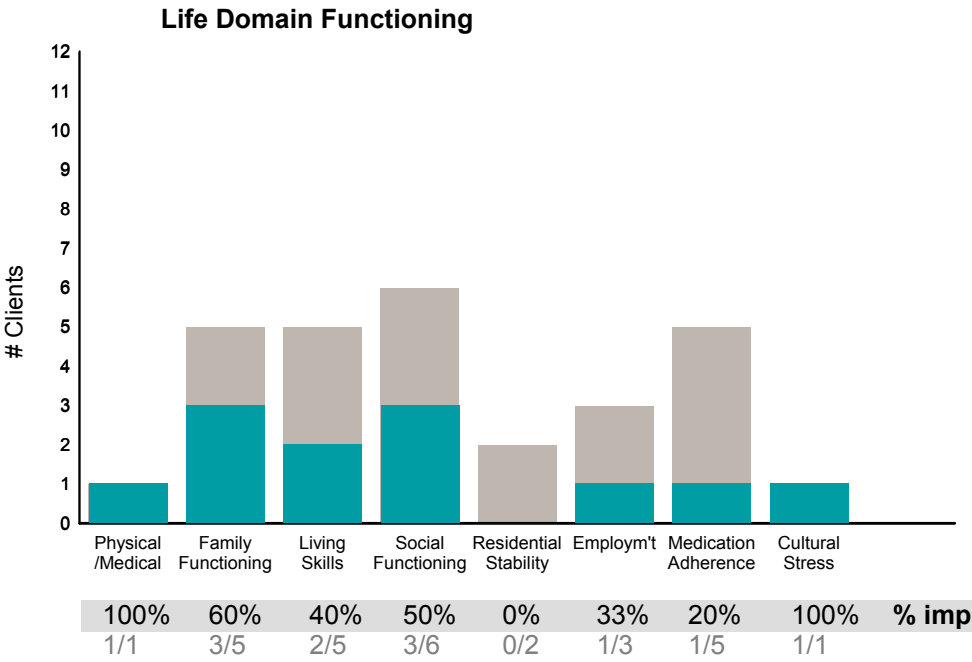
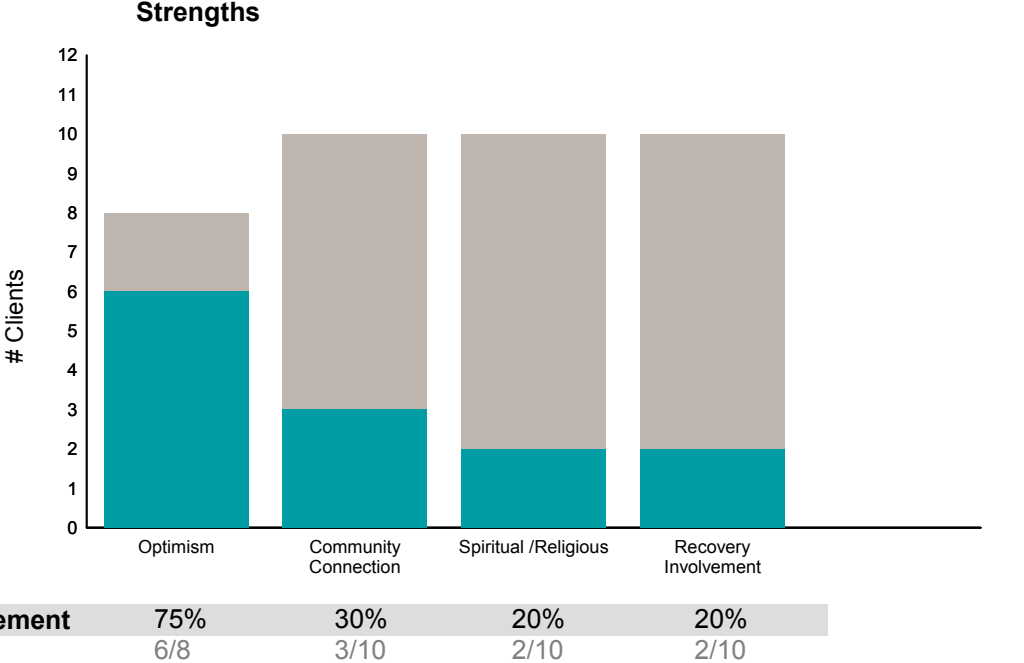
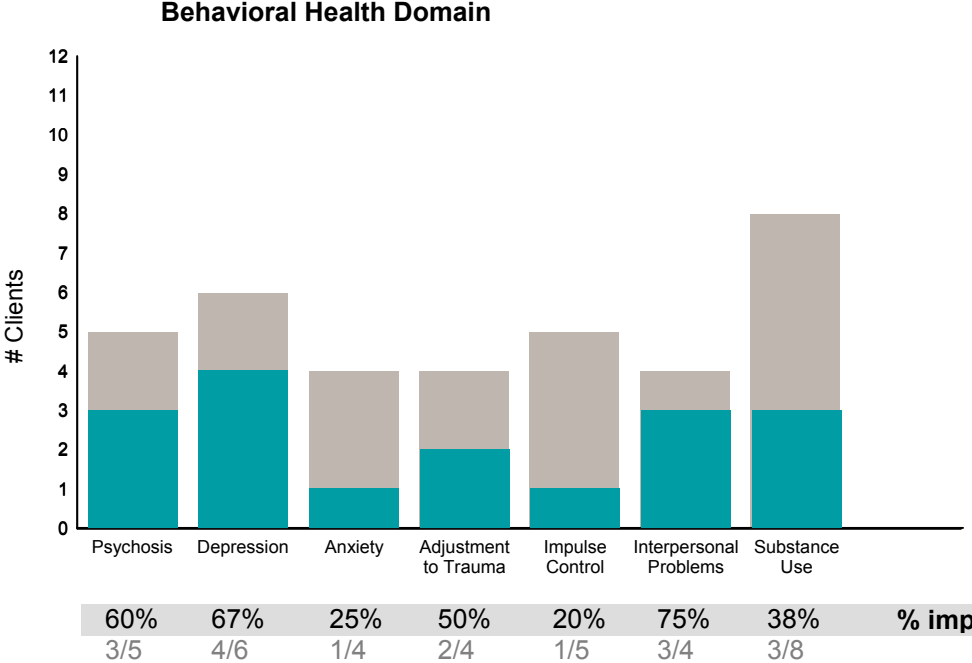


This report reflects data from 7/1/2018 - 9/30/2018

**FY18-19 Q1 Objective A.2 ANSA Outcomes Item-Level Report**  
**TAY MHSA Outpatient Services (38BHT3)**

Didn't Improve
  Improved
 This report looks at current ANSAs to see how many clients improved on items rated 2 or 3 from the prior ANSA.

Num of episodes w/ min. 2 ANSAs: **12**      Average days between ANSAs: **342.9**      % clients improved on min. 30% of actionable items: **75% (= 9/12)**



This report reflects data from 7/1/2018 - 9/30/2018

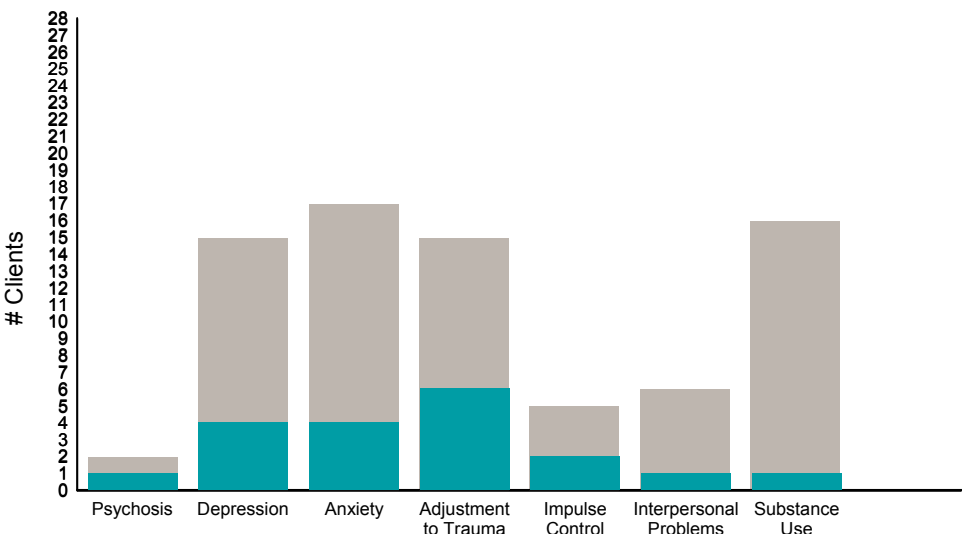


**FY18-19 Q1 Objective A.2 ANSA Outcomes Item-Level Report**  
**UCSF Alliance Health Project (38A33)**

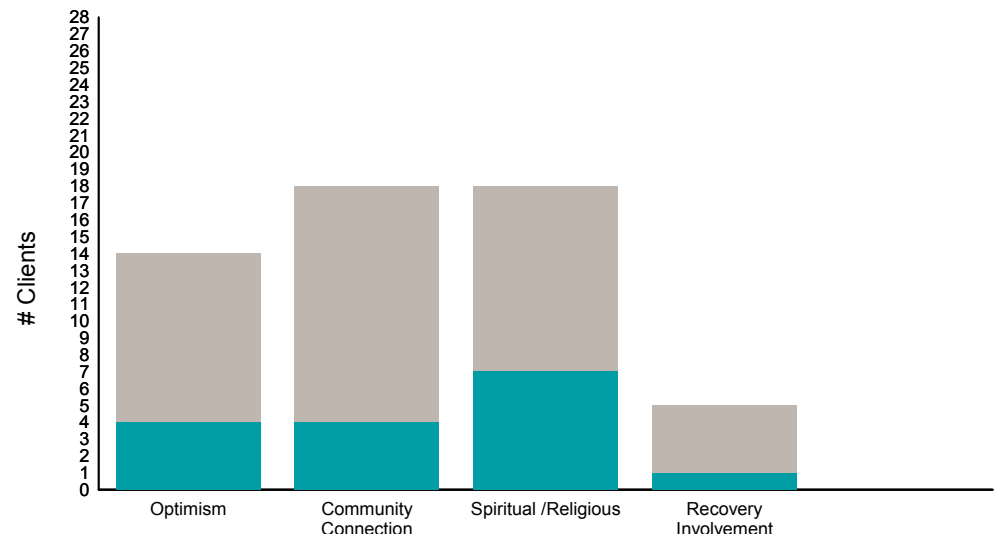
Didn't Improve
  Improved
 This report looks at current ANSAs to see how many clients improved on items rated 2 or 3 from the prior ANSA.

Num of episodes w/ min. 2 ANSAs: 27      Average days between ANSAs: 346.3      % clients improved on min. 30% of actionable items: **41% (= 11/27)**

**Behavioral Health Domain**

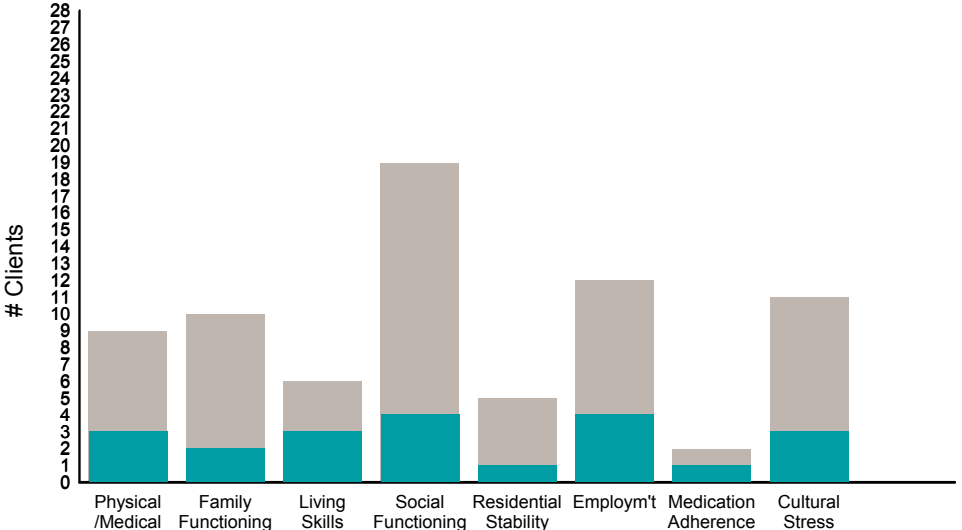


**Strengths**




Item	% improvement
Psychosis	50% (1/2)
Depression	27% (4/15)
Anxiety	24% (4/17)
Adjustment to Trauma	40% (6/15)
Impulse Control	40% (2/5)
Interpersonal Problems	17% (1/6)
Substance Use	6% (1/16)
Optimism	29% (4/14)
Community Connection	22% (4/18)
Spiritual /Religious	39% (7/18)
Recovery Involvement	20% (1/5)

**Life Domain Functioning**



**Risk Behaviors**



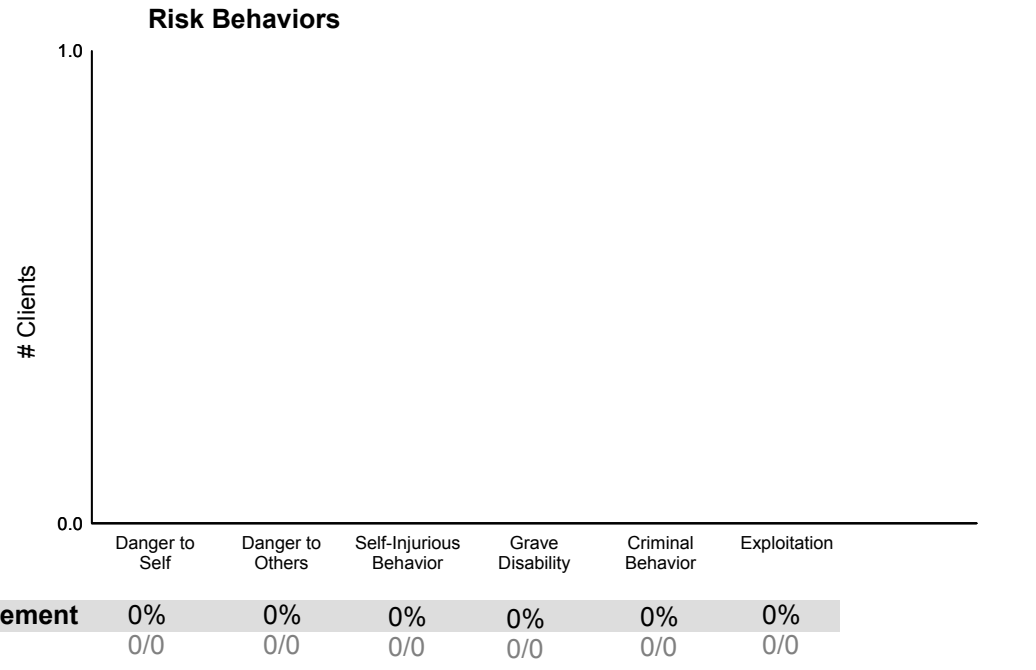
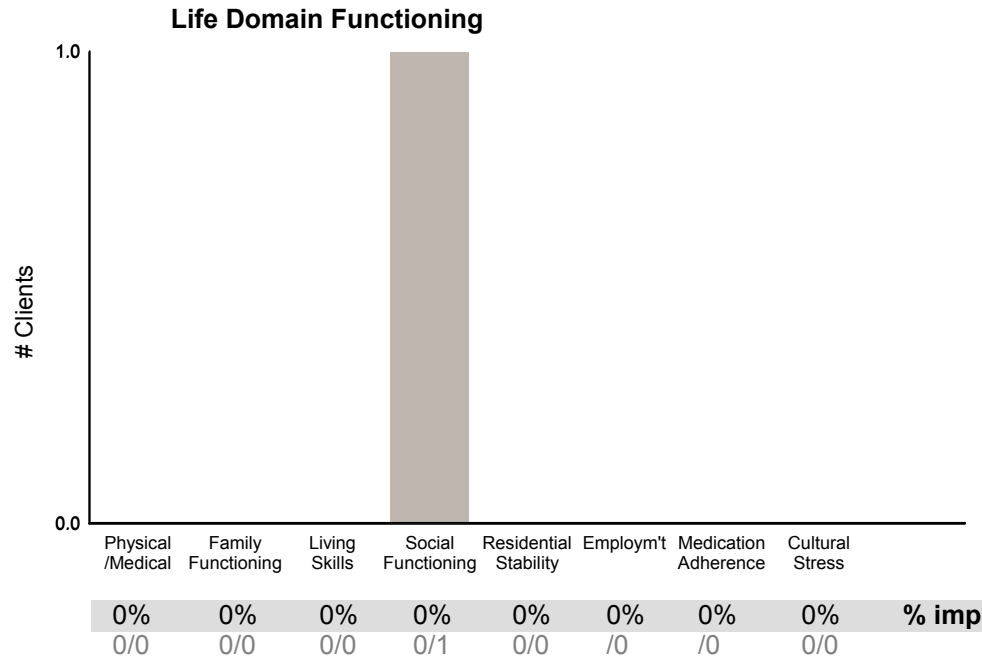
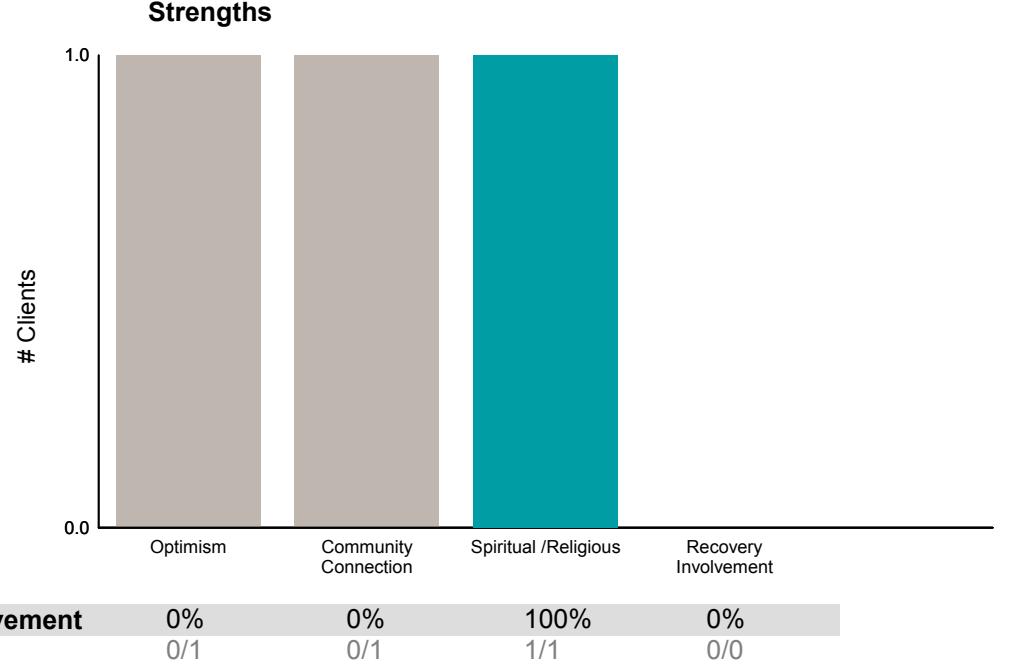
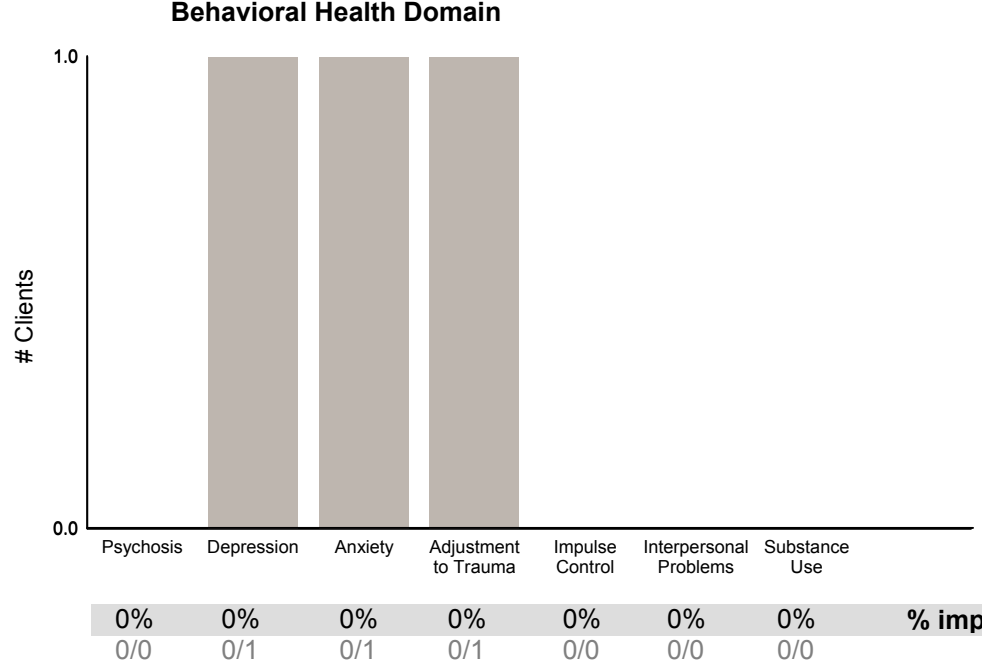
Item	% improvement
Physical /Medical	33% (3/9)
Family Functioning	20% (2/10)
Living Skills	50% (3/6)
Social Functioning	21% (4/19)
Residential Stability	20% (1/5)
Employ'm't	33% (4/12)
Medication Adherence	50% (1/2)
Cultural Stress	27% (3/11)
Danger to Self	50% (3/6)
Danger to Others	0% (0/1)
Self-Injurious Behavior	0% (0/1)
Grave Disability	0% (0/0)
Criminal Behavior	0% (0/0)
Exploitation	0% (0/1)

This report reflects data from 7/1/2018 - 9/30/2018

FY18-19 Q1 Objective A.2 ANSA Outcomes Item-Level Report  
 VIP CJC Interpersonal Violence (88107)

Didn't Improve
  Improved
 This report looks at current ANSAs to see how many clients improved on items rated 2 or 3 from the prior ANSA.

Num of episodes w/ min. 2 ANSAs: 1      Average days between ANSAs: 195.0      % clients improved on min. 30% of actionable items: **0%**



This report reflects data from 7/1/2018 - 9/30/2018

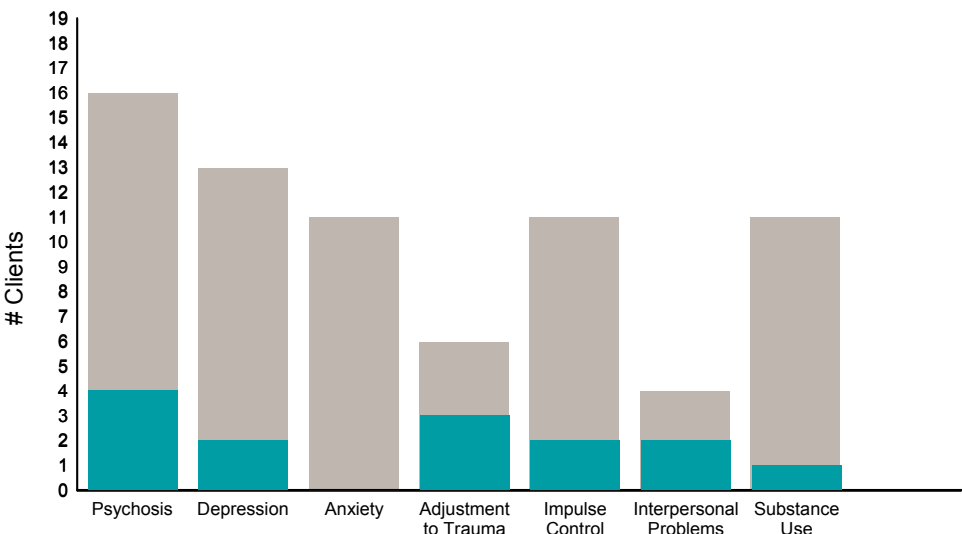


**FY18-19 Q1 Objective A.2 ANSA Outcomes Item-Level Report**  
**Westside Community MH SPR (8976SP)**

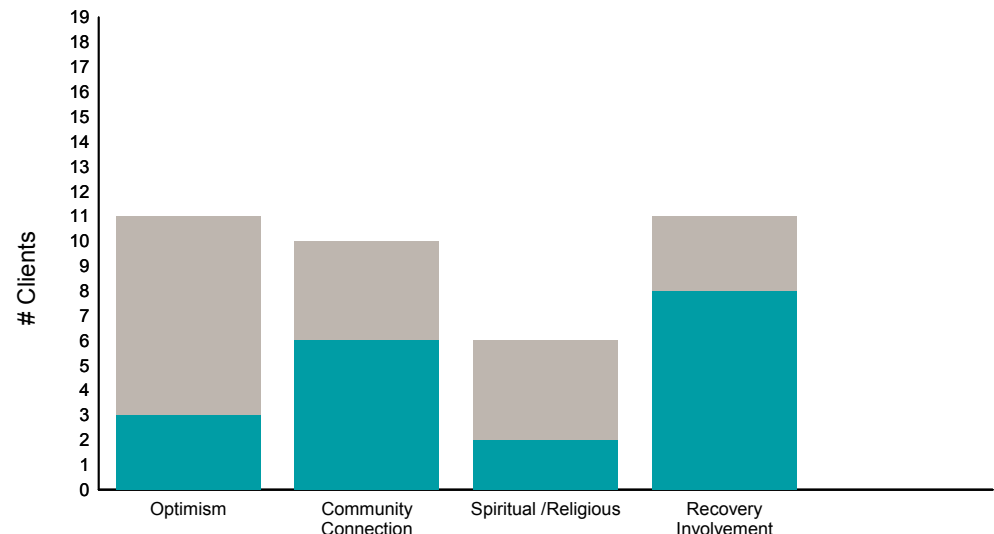
Didn't Improve
  Improved
 This report looks at current ANSAs to see how many clients improved on items rated 2 or 3 from the prior ANSA.

Num of episodes w/ min. 2 ANSAs: **19**      Average days between ANSAs: **399.8**      % clients improved on min. 30% of actionable items: **50% (= 9/18)**

**Behavioral Health Domain**

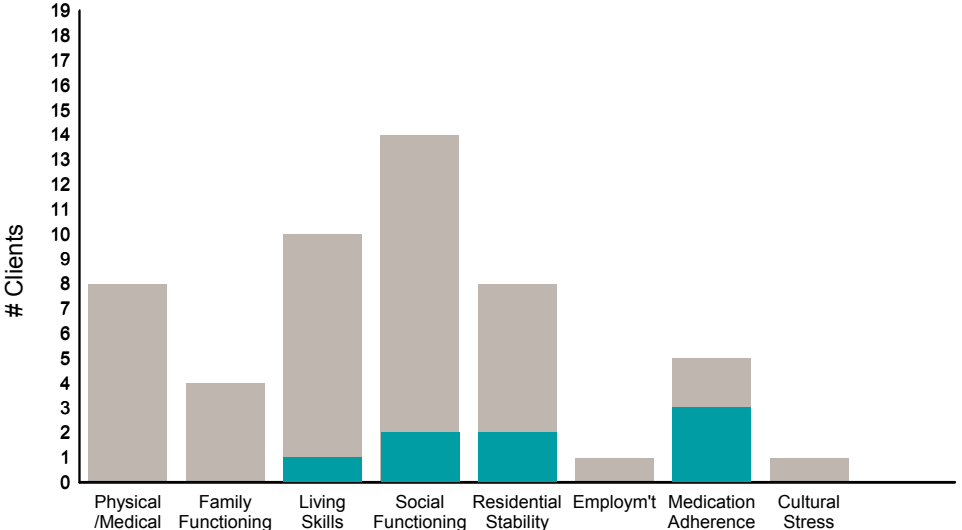


**Strengths**

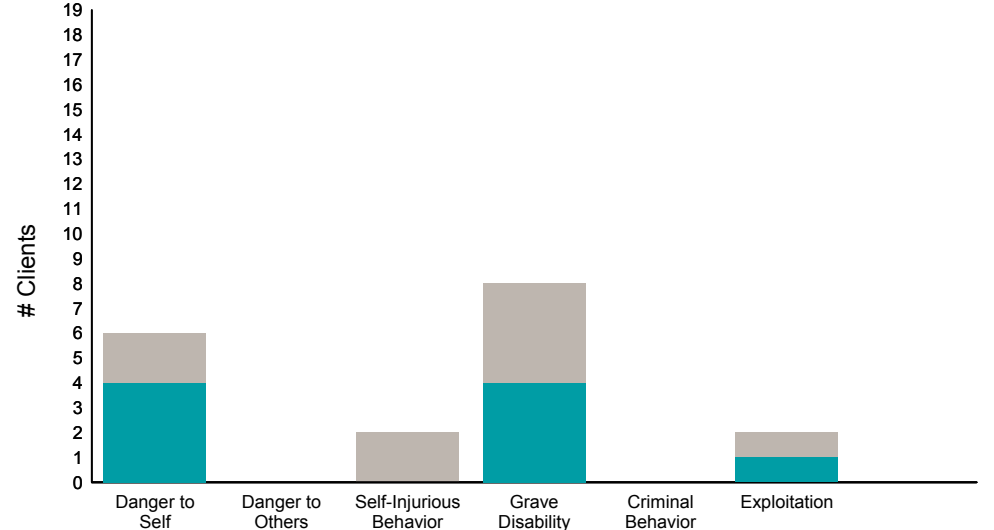


Behavioral Health Domain	Strengths
25% 4/16	27% 3/11
15% 2/13	60% 6/10
0% 0/11	33% 2/6
50% 3/6	73% 8/11
18% 2/11	
50% 2/4	
9% 1/11	
<b>% improvement</b>	

**Life Domain Functioning**



**Risk Behaviors**



Life Domain Functioning	Risk Behaviors
0% 0/8	67% 4/6
0% 0/4	0% 0/0
10% 1/10	0% 0/2
14% 2/14	50% 4/8
25% 2/8	0% 0/0
0% 0/1	50% 1/2
60% 3/5	
0% 0/1	
<b>% improvement</b>	

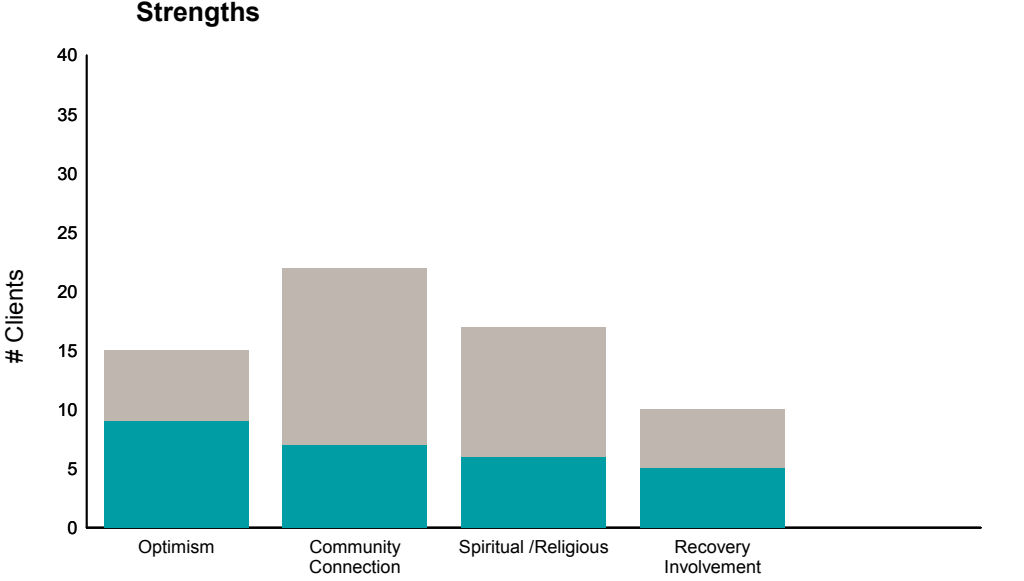
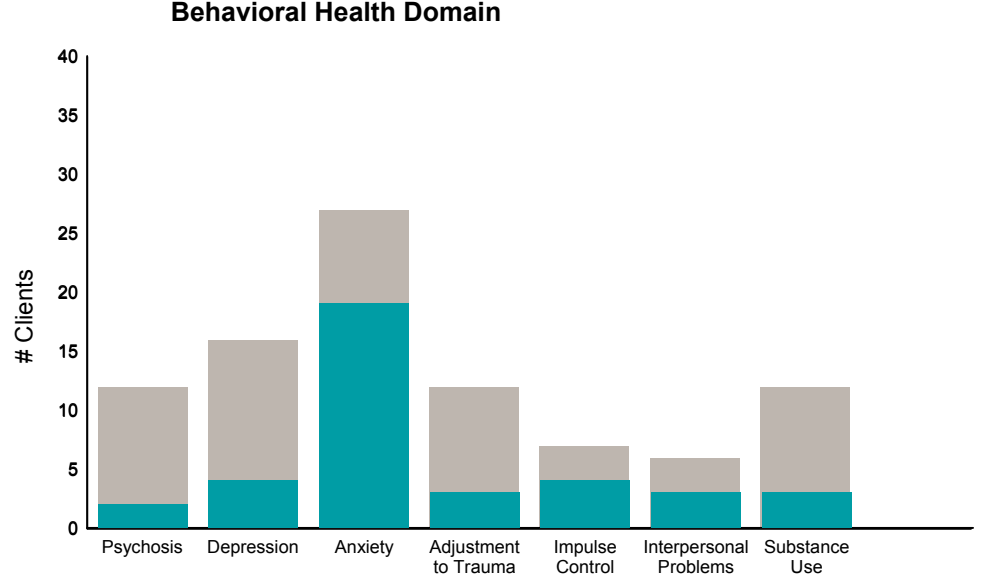
This report reflects data from 7/1/2018 - 9/30/2018



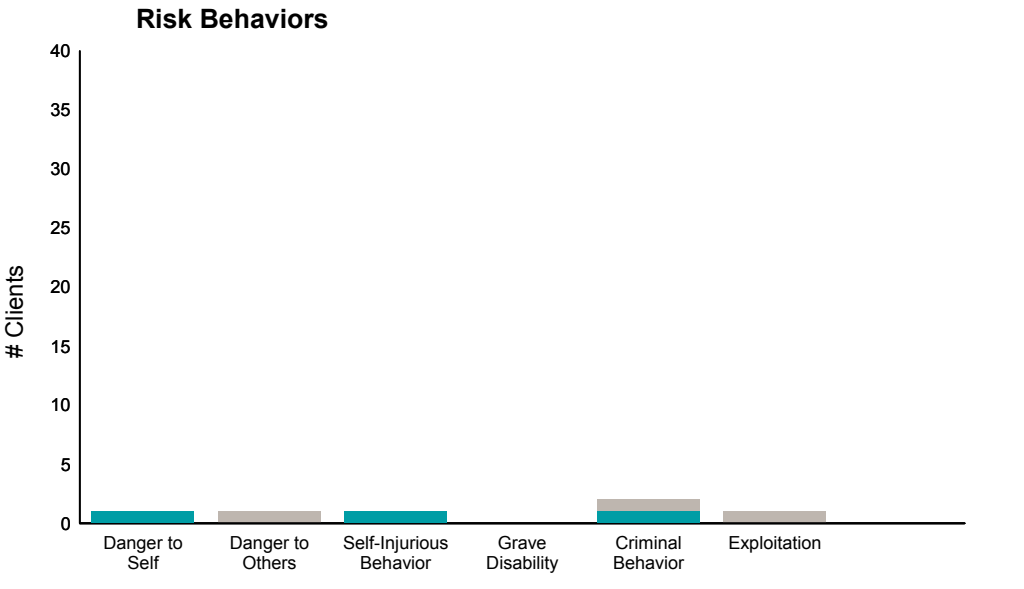
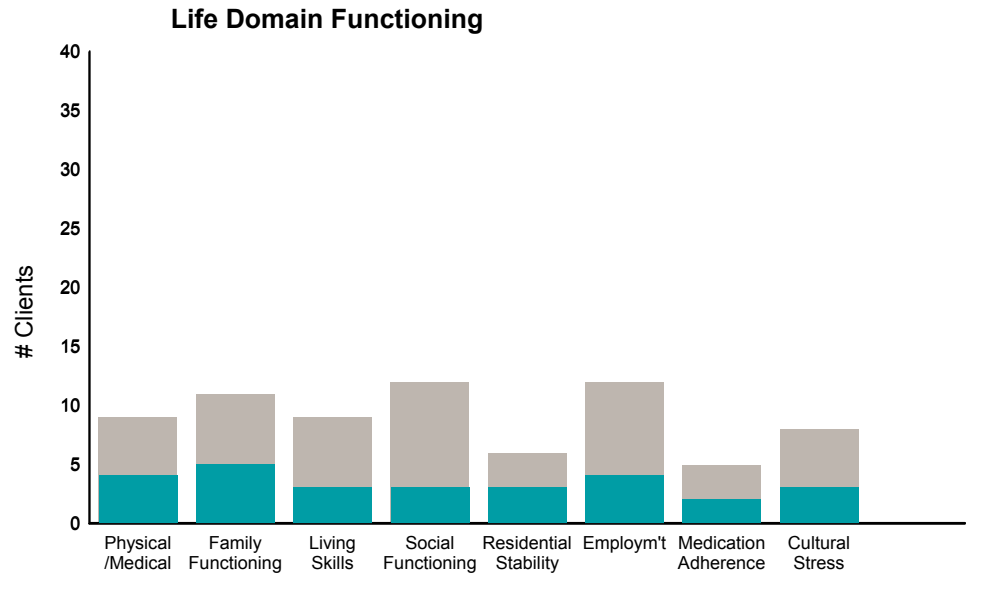
**FY18-19 Q1 Objective A.2 ANSA Outcomes Item-Level Report**  
**Westside Community Outpat Clinic (89763)**

Didn't Improve
  Improved
 This report looks at current ANSAs to see how many clients improved on items rated 2 or 3 from the prior ANSA.

Num of episodes w/ min. 2 ANSAs: 39      Average days between ANSAs: 278.4      % clients improved on min. 30% of actionable items: **67% (= 24/36)**



17%	25%	70%	25%	57%	50%	25%	<b>% improvement</b>	60%	32%	35%	50%
2/12	4/16	19/27	3/12	4/7	3/6	3/12		9/15	7/22	6/17	5/10



44%	45%	33%	25%	50%	33%	40%	38%	<b>% improvement</b>	100%	0%	100%	0%	50%	0%
4/9	5/11	3/9	3/12	3/6	4/12	2/5	3/8		1/1	0/1	1/1	0/0	1/2	0/1

This report reflects data from 7/1/2018 - 9/30/2018

