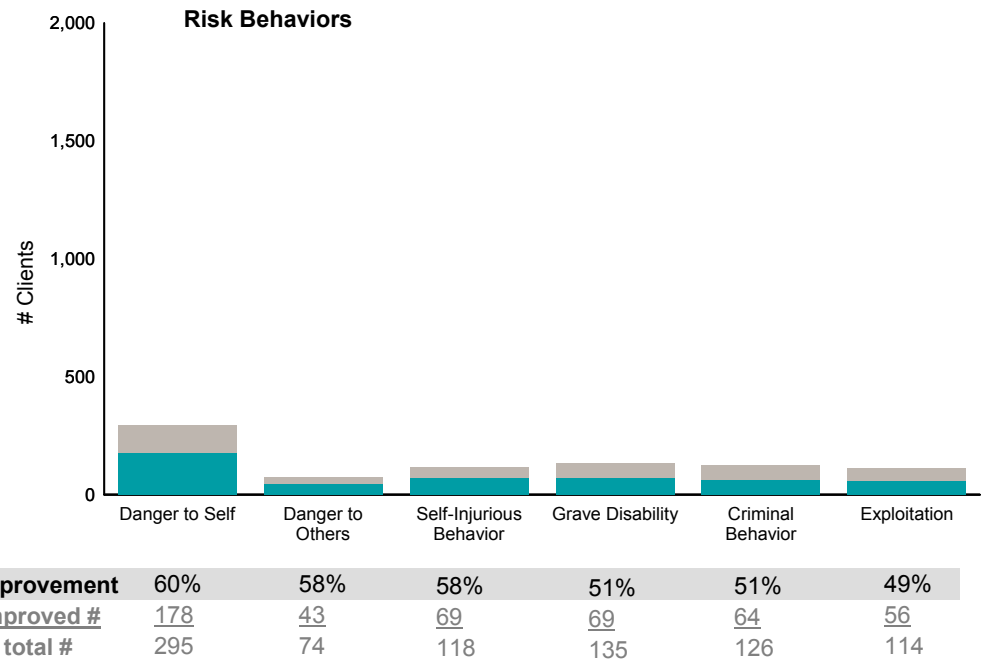
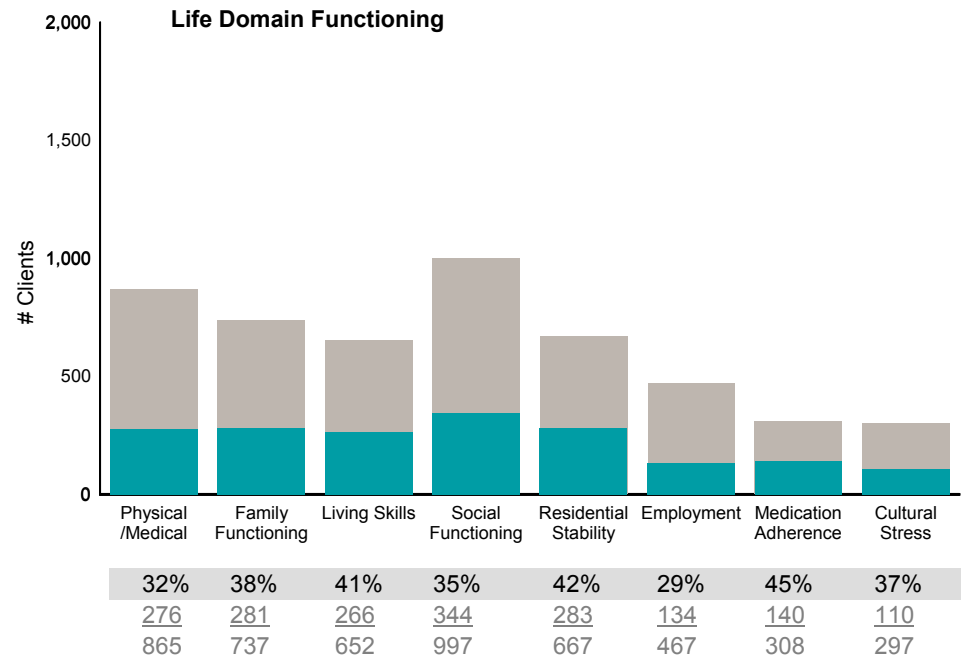
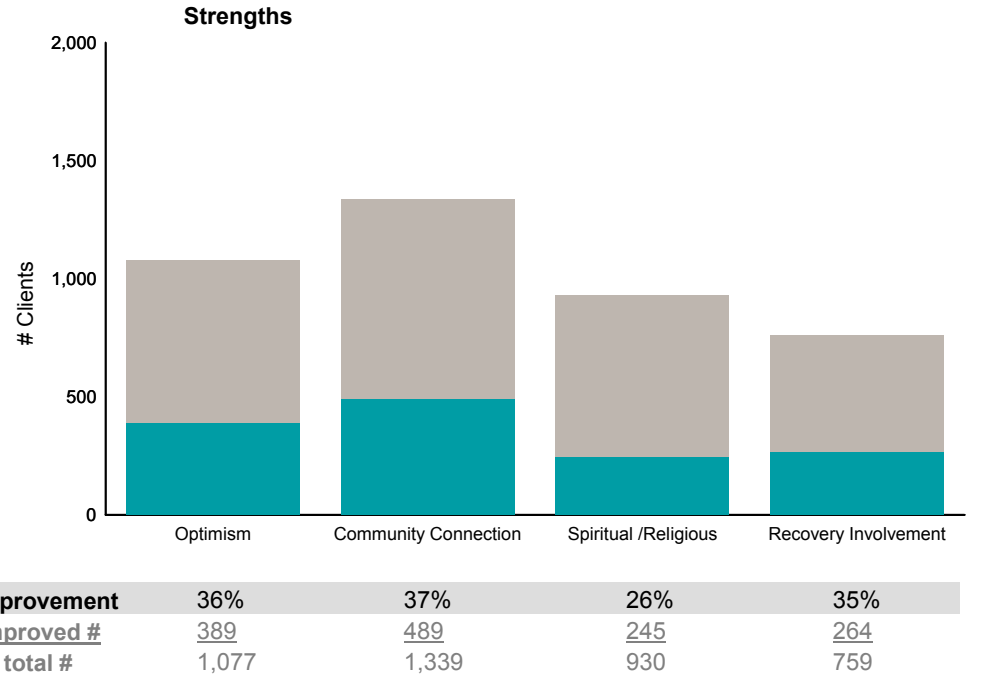
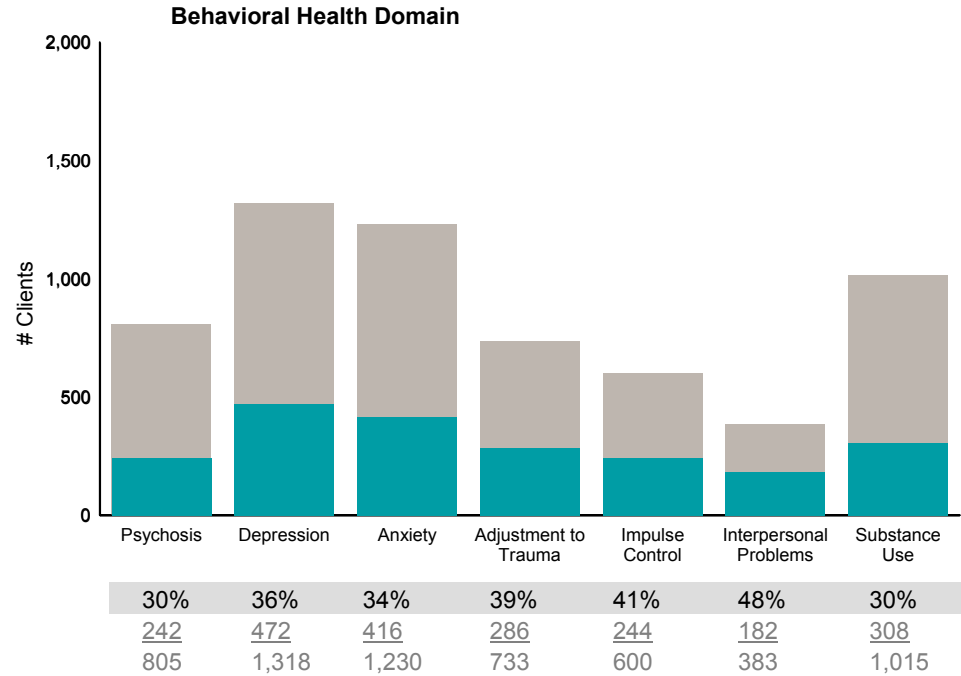


System Summary: 7/1/2017 - 9/30/2017

Didn't Improve
 Improved
 This report looks at current ANSAs to see how many clients improved on items rated 2 or 3 from the prior ANSA.

Num of episodes w/ min. 2 ANSAs: 2,358 Average days between ANSAs: 290.5 % clients improved on min. 30% of actionable items: **56% (= 1,243 / 2,225)**



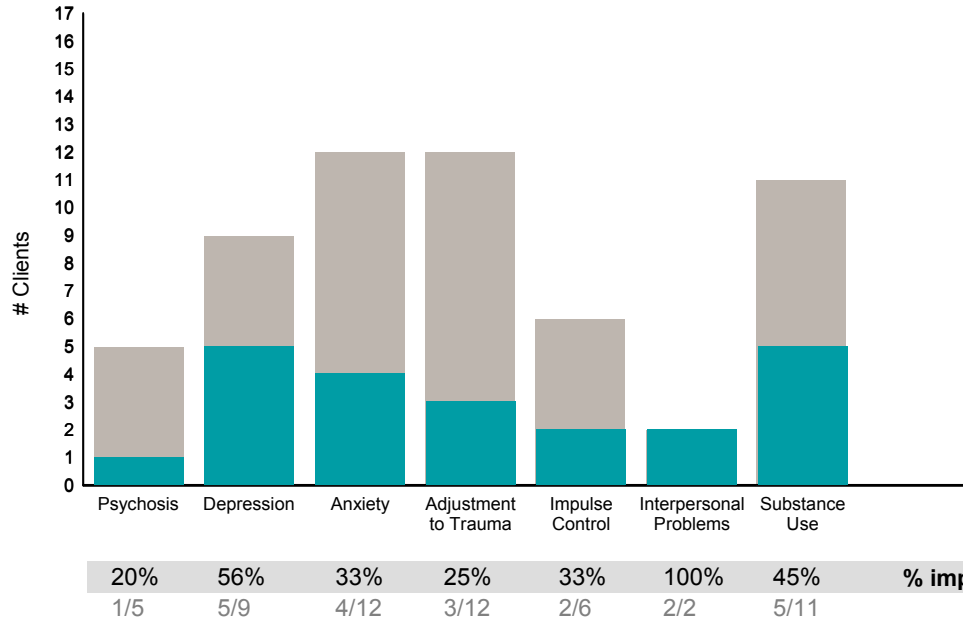
A Woman's Place (38BKOP)

■ Didn't Improve
■ Improved

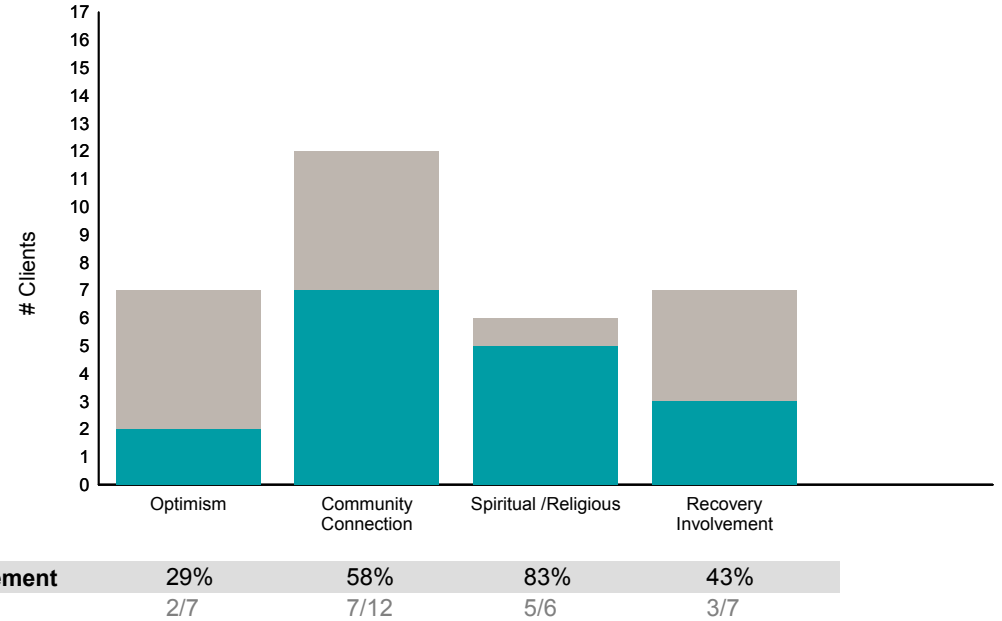
This report looks at current ANSAs to see how many clients improved on items rated 2 or 3 from the prior ANSA.

Num of episodes w/ min. 2 ANSAs: 17 Average days between ANSAs: 246.3 % clients improved on min. 30% of actionable items: **65% (= 11/17)**

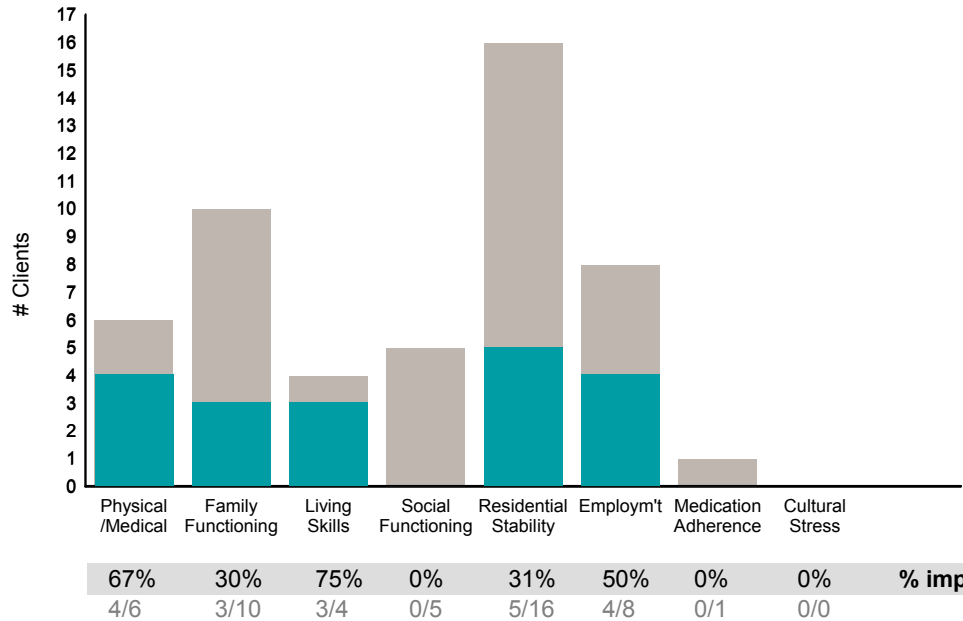
Behavioral Health Domain



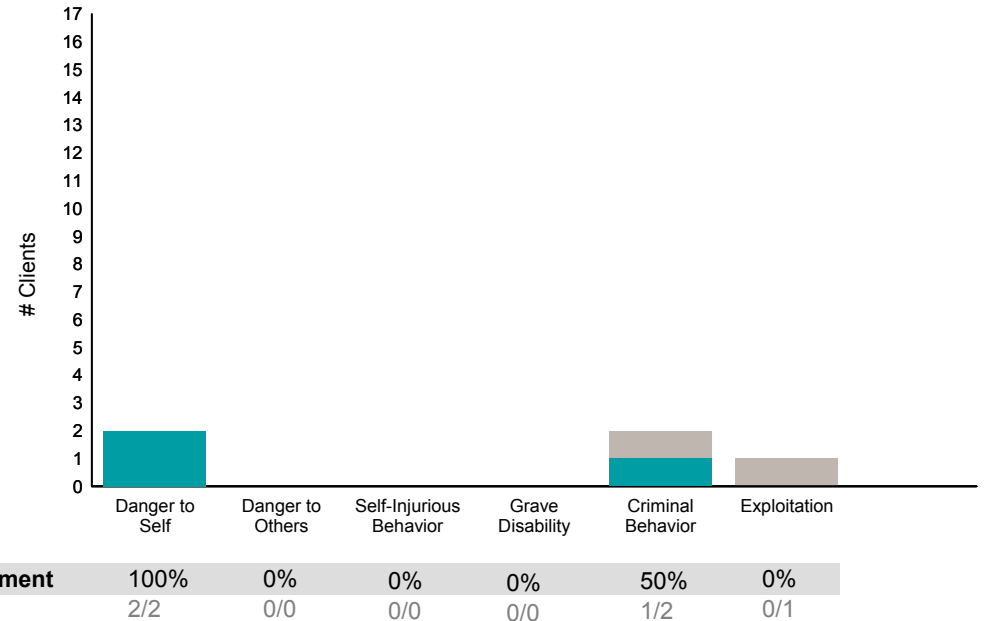
Strengths



Life Domain Functioning



Risk Behaviors

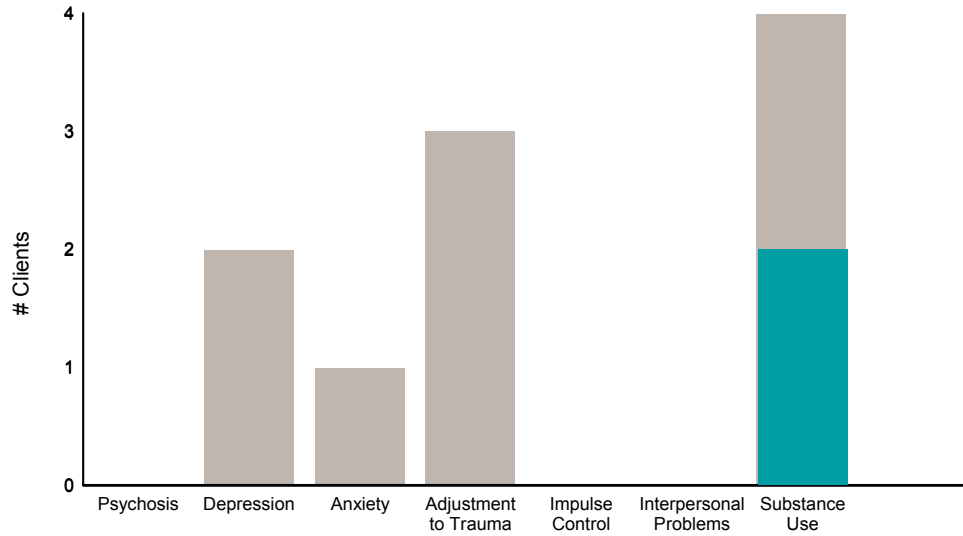


■ Didn't Improve
■ Improved

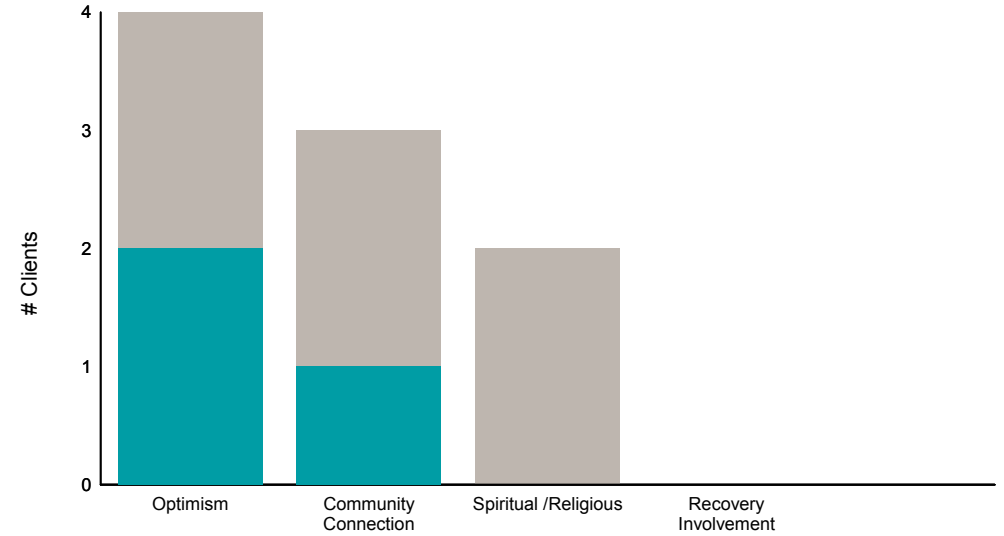
This report looks at current ANSAs to see how many clients improved on items rated 2 or 3 from the prior ANSA.

Num of episodes w/ min. 2 ANSAs: 4 Average days between ANSAs: 246.3 % clients improved on min. 30% of actionable items: **50% (= 2/4)**

Behavioral Health Domain

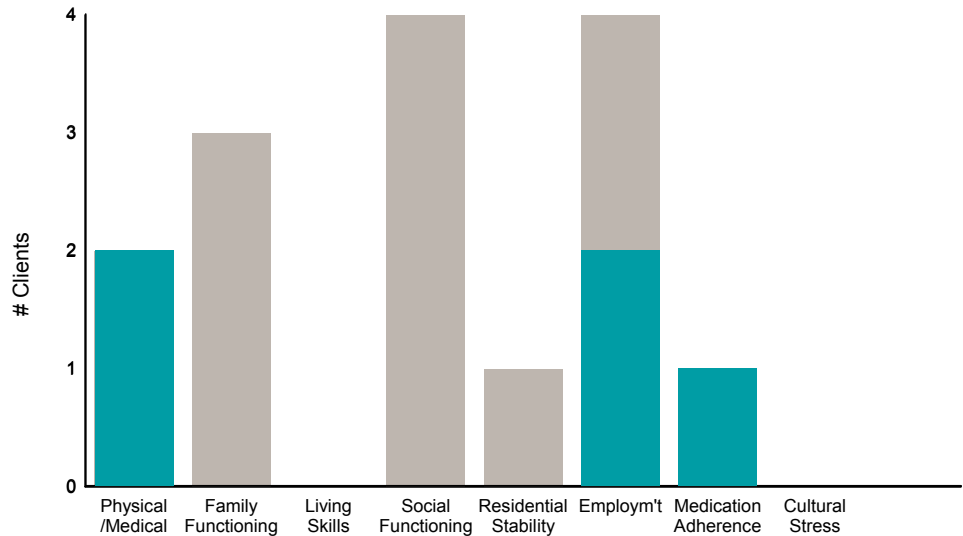


Strengths

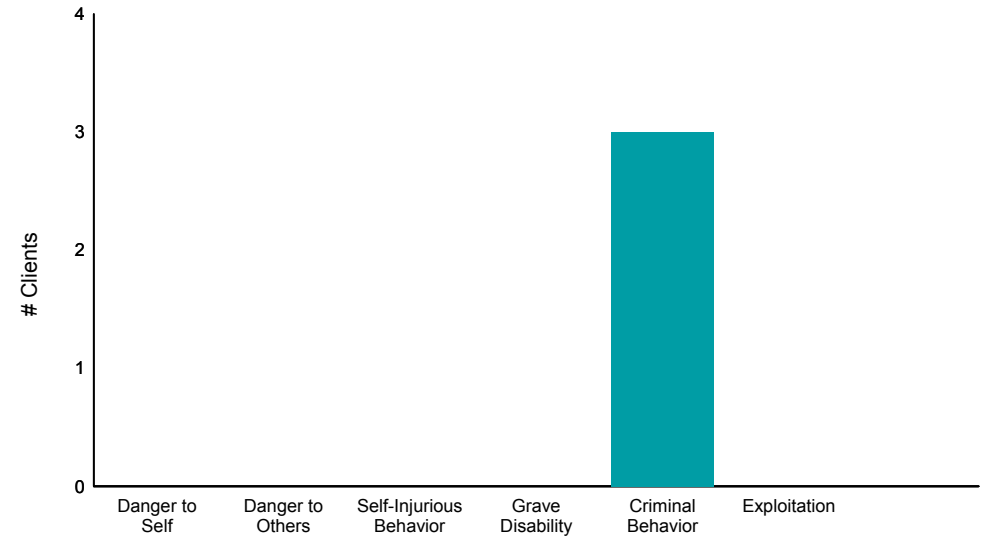


Item	Improved	Didn't Improve	% improvement
Psychosis	0/0	0/0	0%
Depression	0/2	2/2	0%
Anxiety	0/1	1/1	0%
Adjustment to Trauma	0/3	3/3	0%
Impulse Control	0/0	0/0	0%
Interpersonal Problems	0/0	0/0	0%
Substance Use	2/4	2/4	50%
Optimism	2/4	2/4	50%
Community Connection	1/3	2/3	33%
Spiritual /Religious	0/2	2/2	0%
Recovery Involvement	0/0	0/0	0%

Life Domain Functioning



Risk Behaviors



Item	Improved	Didn't Improve	% improvement
Physical /Medical	2/2	0/0	100%
Family Functioning	0/3	3/3	0%
Living Skills	0/0	0/0	0%
Social Functioning	0/4	4/4	0%
Residential Stability	0/1	1/1	0%
Employ'm't	2/4	2/4	50%
Medication Adherence	1/1	0/0	100%
Cultural Stress	0/0	0/0	0%
Danger to Self	0/0	0/0	0%
Danger to Others	0/0	0/0	0%
Self-Injurious Behavior	0/0	0/0	0%
Grave Disability	0/0	0/0	0%
Criminal Behavior	3/3	0/0	100%
Exploitation	0/0	0/0	0%

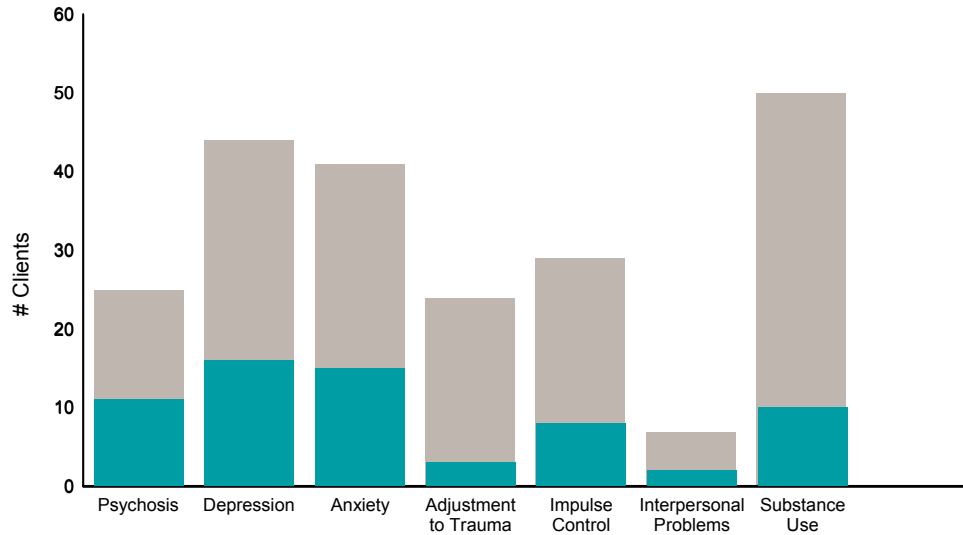
FY17-18 Q1 Objective A.2 ANSA Outcomes Item-Level Report
Avenues Crisis Res Progress & Outpatient (38A41, 38A43)

Didn't Improve
 Improved

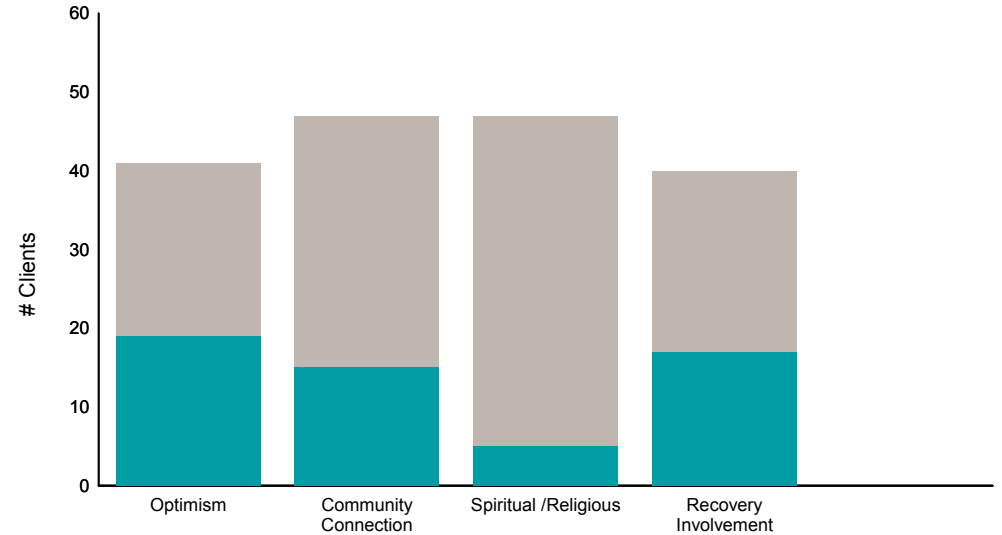
This report looks at current ANSAs to see how many clients improved on items rated 2 or 3 from the prior ANSA.

Num of episodes w/ min. 2 ANSAs: 59 Average days between ANSAs: 11.3 % clients improved on min. 30% of actionable items: **53% (= 31/59)**

Behavioral Health Domain

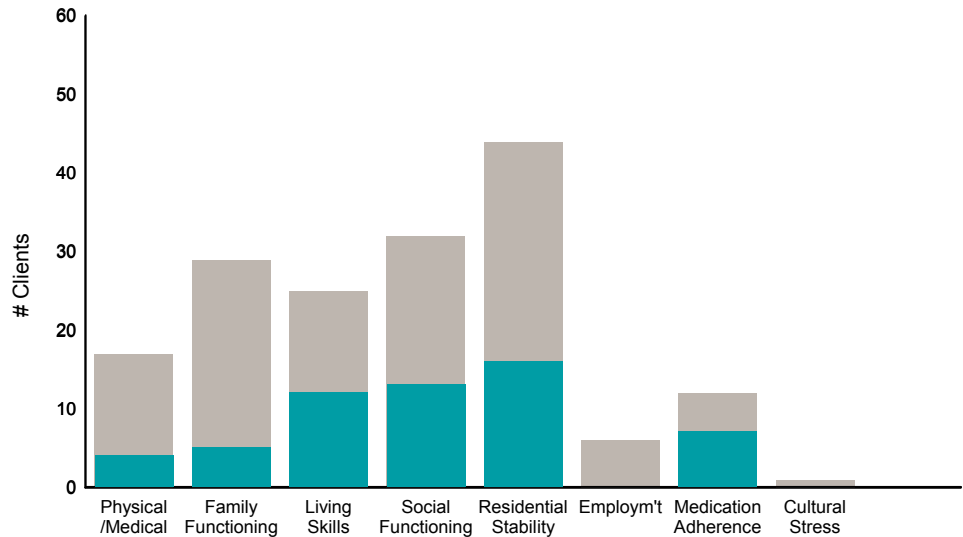


Strengths



Item	% improvement
Psychosis	44% (11/25)
Depression	36% (16/44)
Anxiety	37% (15/41)
Adjustment to Trauma	13% (3/24)
Impulse Control	28% (8/29)
Interpersonal Problems	29% (2/7)
Substance Use	20% (10/50)
Optimism	46% (19/41)
Community Connection	32% (15/47)
Spiritual /Religious	11% (5/47)
Recovery Involvement	43% (17/40)

Life Domain Functioning



Risk Behaviors



Item	% improvement
Physical /Medical	24% (4/17)
Family Functioning	17% (5/29)
Living Skills	48% (12/25)
Social Functioning	41% (13/32)
Residential Stability	36% (16/44)
Employ'm't	0% (0/6)
Medication Adherence	58% (7/12)
Cultural Stress	0% (0/1)
Danger to Self	47% (14/30)
Danger to Others	50% (1/2)
Self-Injurious Behavior	100% (1/1)
Grave Disability	100% (3/3)
Criminal Behavior	50% (1/2)
Exploitation	50% (1/2)

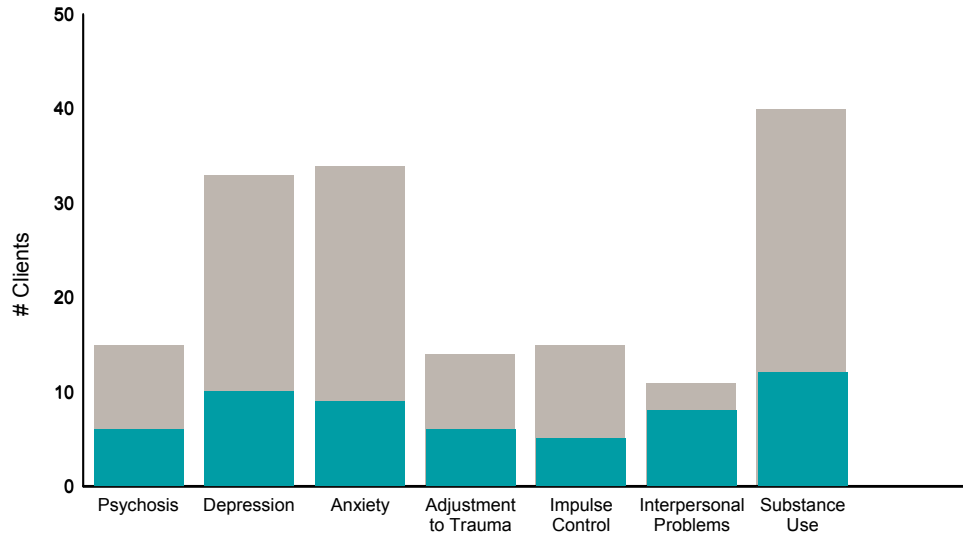
This report reflects data from 7/1/2017 - 9/30/2017

Didn't Improve
 Improved

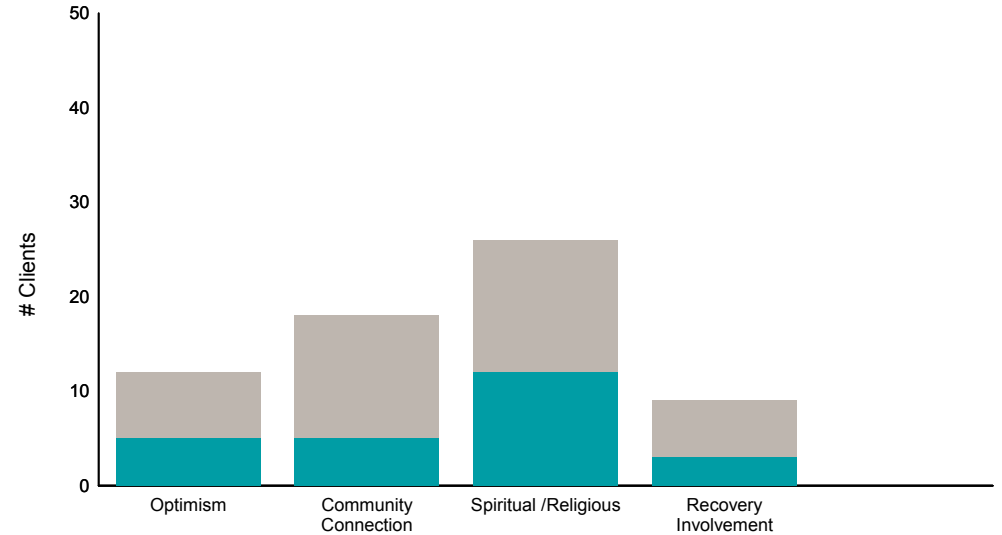
This report looks at current ANSAs to see how many clients improved on items rated 2 or 3 from the prior ANSA.

Num of episodes w/ min. 2 ANSAs: 49 Average days between ANSAs: 260.4 % clients improved on min. 30% of actionable items: **57% (= 26/46)**

Behavioral Health Domain

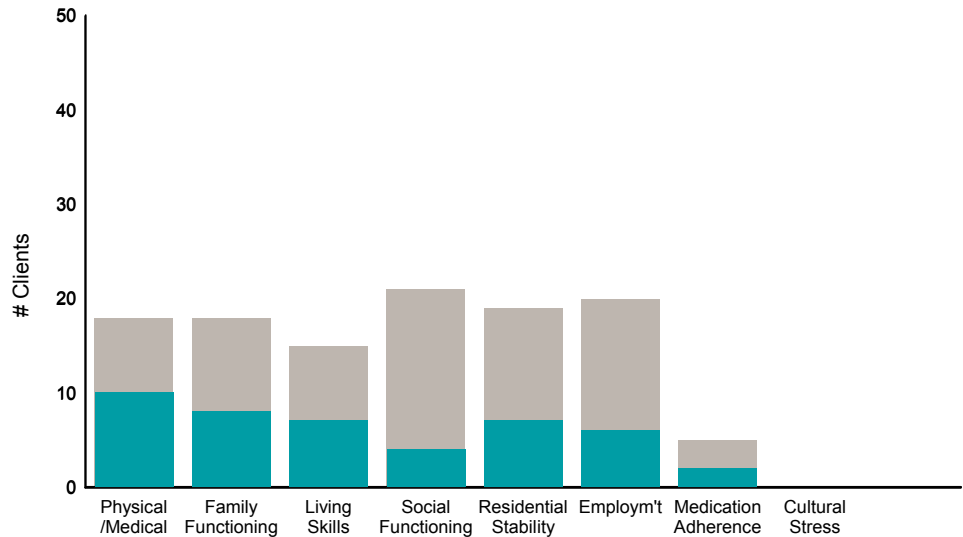


Strengths

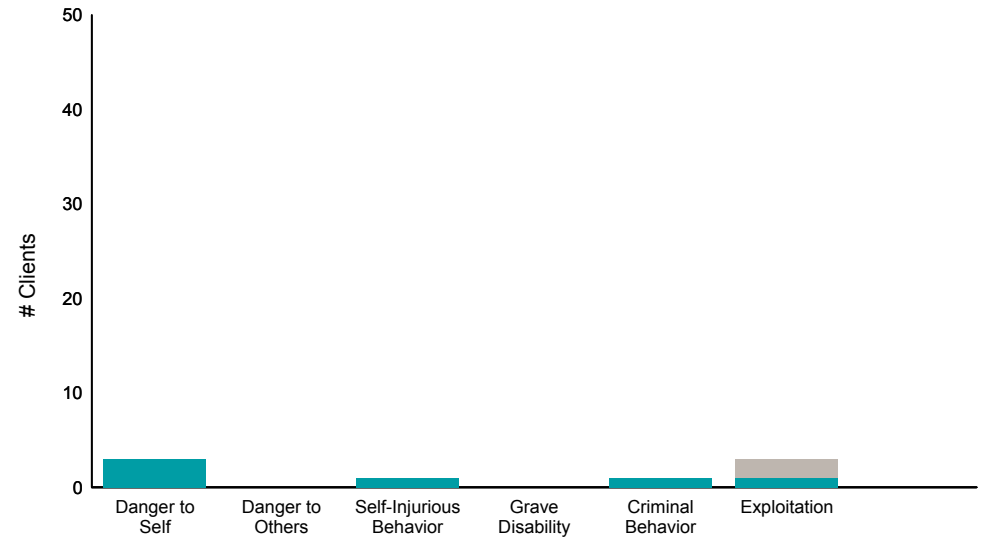


Item	% improvement	Item	% improvement
Psychosis	40% (6/15)	Optimism	42% (5/12)
Depression	30% (10/33)	Community Connection	28% (5/18)
Anxiety	26% (9/34)	Spiritual /Religious	46% (12/26)
Adjustment to Trauma	43% (6/14)	Recovery Involvement	33% (3/9)
Impulse Control	33% (5/15)		
Interpersonal Problems	73% (8/11)		
Substance Use	30% (12/40)		

Life Domain Functioning



Risk Behaviors



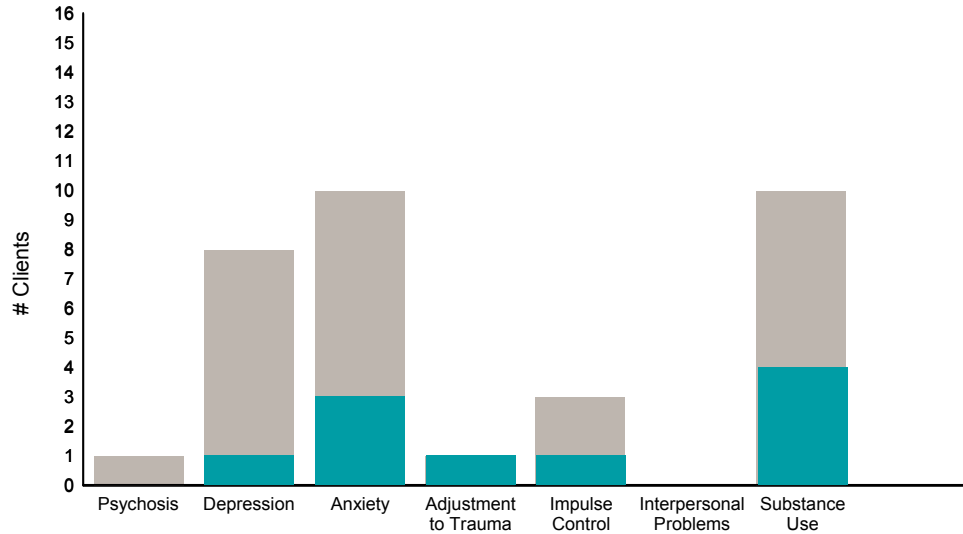
Item	% improvement	Item	% improvement
Physical /Medical	56% (10/18)	Danger to Self	100% (3/3)
Family Functioning	44% (8/18)	Danger to Others	0% (0/0)
Living Skills	47% (7/15)	Self-Injurious Behavior	100% (1/1)
Social Functioning	19% (4/21)	Grave Disability	0% (0/0)
Residential Stability	37% (7/19)	Criminal Behavior	100% (1/1)
Employ'm't	30% (6/20)	Exploitation	33% (1/3)
Medication Adherence	40% (2/5)		
Cultural Stress	0% (0/0)		

Didn't Improve
Improved

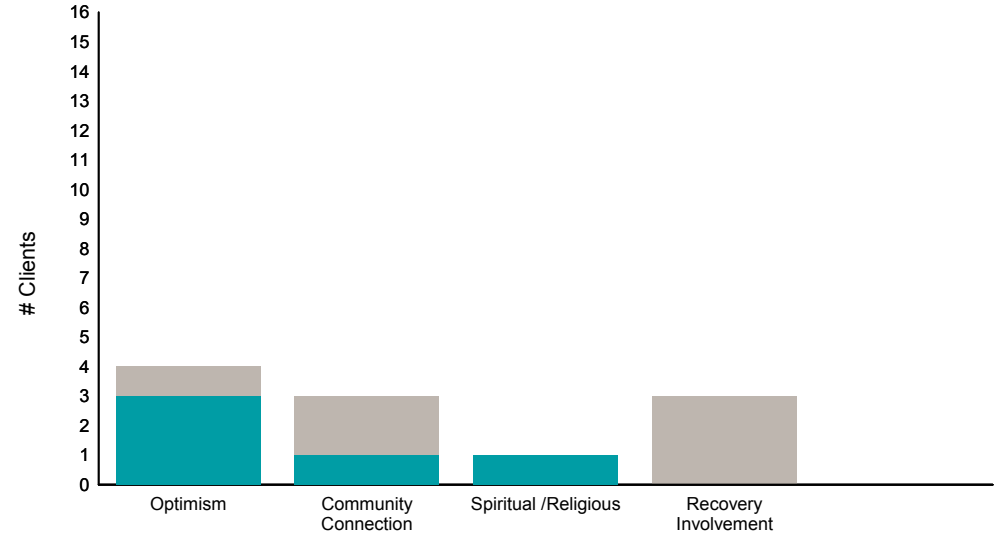
This report looks at current ANSAs to see how many clients improved on items rated 2 or 3 from the prior ANSA.

Num of episodes w/ min. 2 ANSAs: 16 Average days between ANSAs: 317.3 % clients improved on min. 30% of actionable items: **60% (= 9/15)**

Behavioral Health Domain

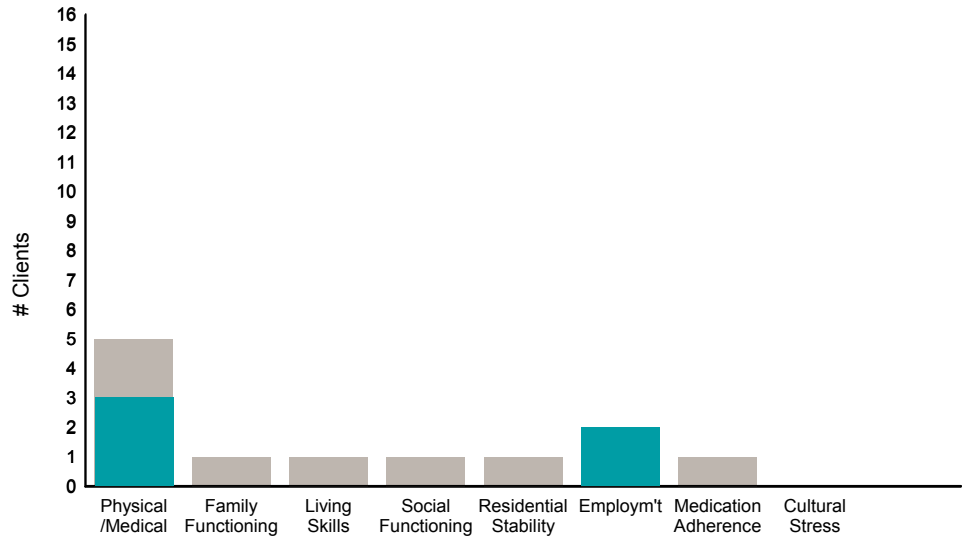


Strengths

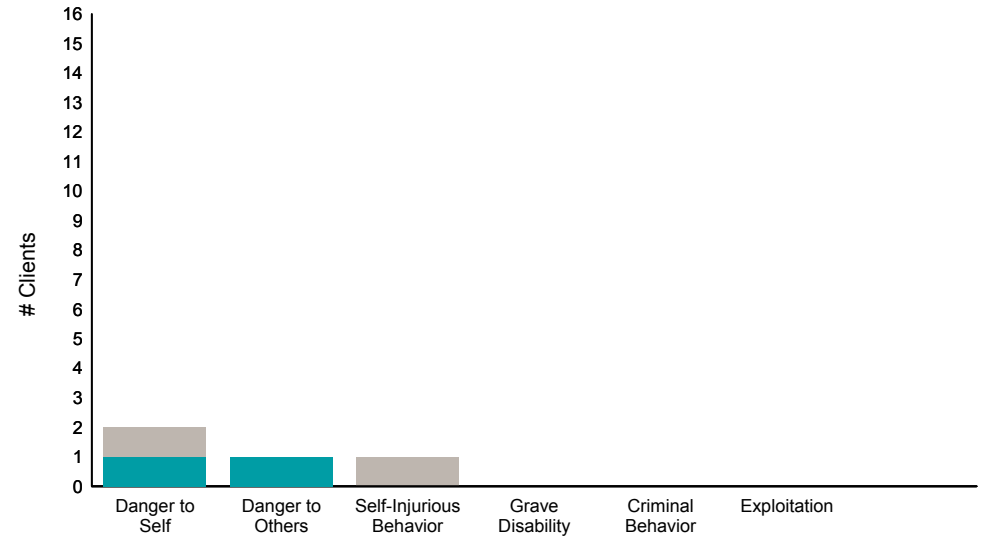


Item	% improvement
Psychosis	0% (0/1)
Depression	13% (1/8)
Anxiety	30% (3/10)
Adjustment to Trauma	100% (1/1)
Impulse Control	33% (1/3)
Interpersonal Problems	0% (0/0)
Substance Use	40% (4/10)
Optimism	75% (3/4)
Community Connection	33% (1/3)
Spiritual /Religious	100% (1/1)
Recovery Involvement	0% (0/3)

Life Domain Functioning



Risk Behaviors



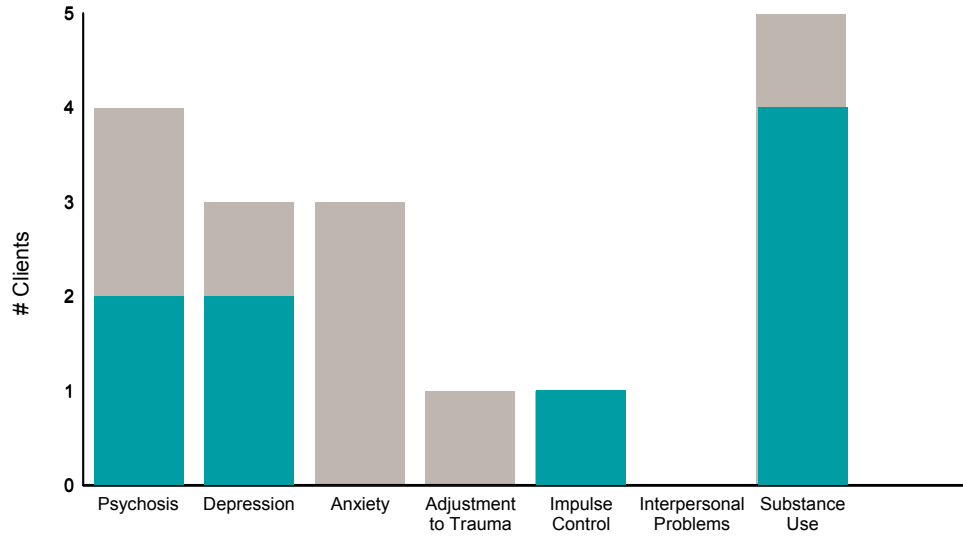
Item	% improvement
Physical /Medical	60% (3/5)
Family Functioning	0% (0/1)
Living Skills	0% (0/1)
Social Functioning	0% (0/1)
Residential Stability	0% (0/1)
Employ'm't	100% (2/2)
Medication Adherence	0% (0/1)
Cultural Stress	0% (0/0)
Danger to Self	50% (1/2)
Danger to Others	100% (1/1)
Self-Injurious Behavior	0% (0/1)
Grave Disability	0% (0/0)
Criminal Behavior	0% (0/0)
Exploitation	0% (0/0)

Didn't Improve
Improved

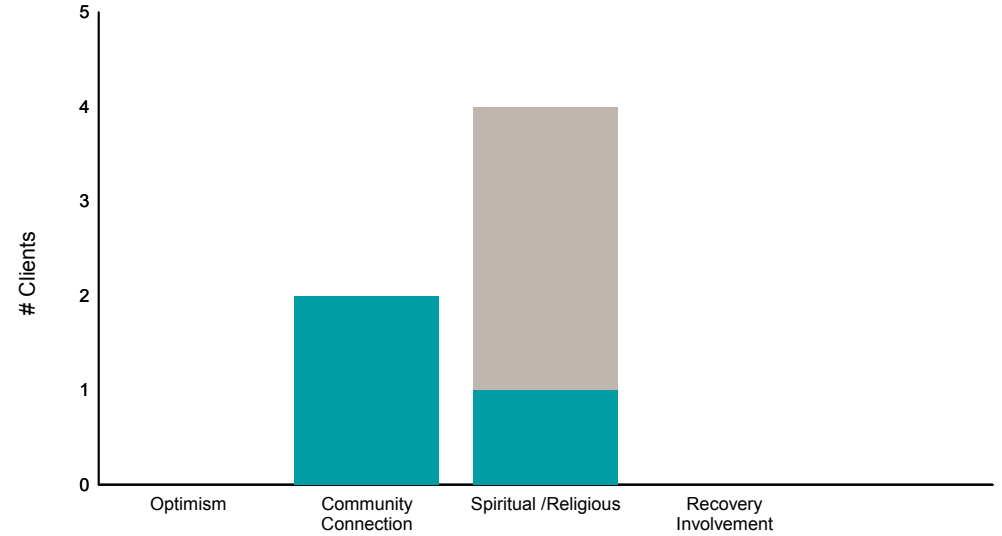
This report looks at current ANSAs to see how many clients improved on items rated 2 or 3 from the prior ANSA.

Num of episodes w/ min. 2 ANSAs: 5 Average days between ANSAs: 67.0 % clients improved on min. 30% of actionable items: **80% (= 4/5)**

Behavioral Health Domain

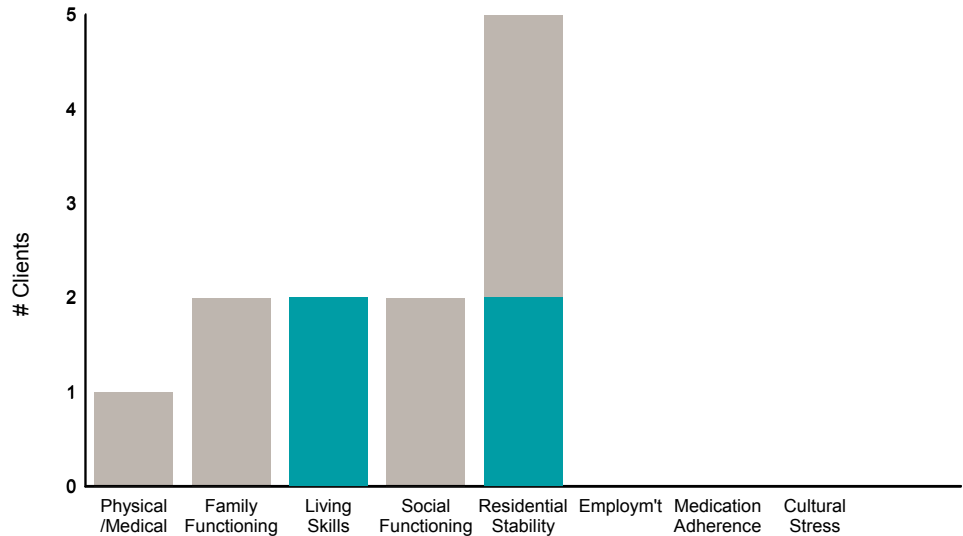


Strengths

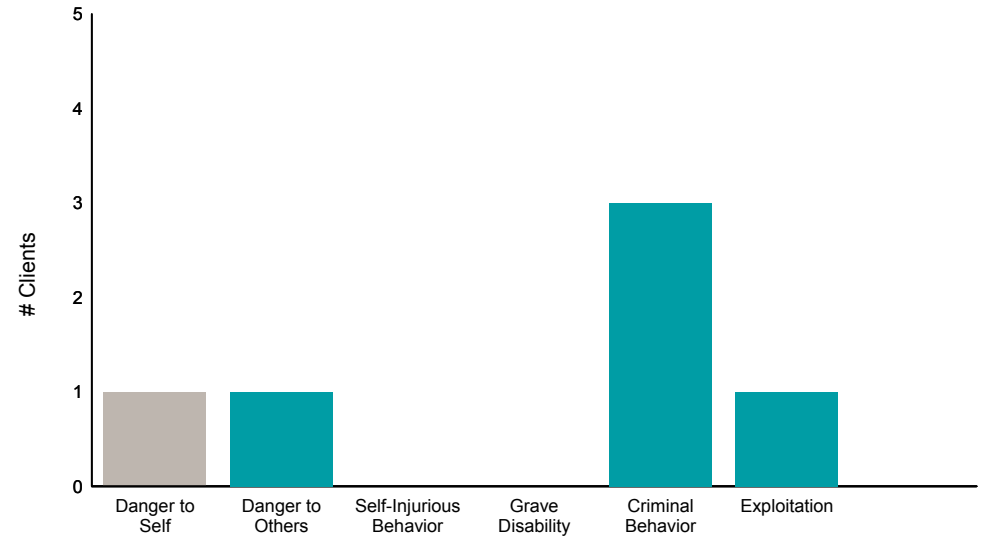


50%	67%	0%	0%	100%	0%	80%	% improvement	0%	100%	25%	0%
2/4	2/3	0/3	0/1	1/1	0/0	4/5		0/0	2/2	1/4	0/0

Life Domain Functioning



Risk Behaviors



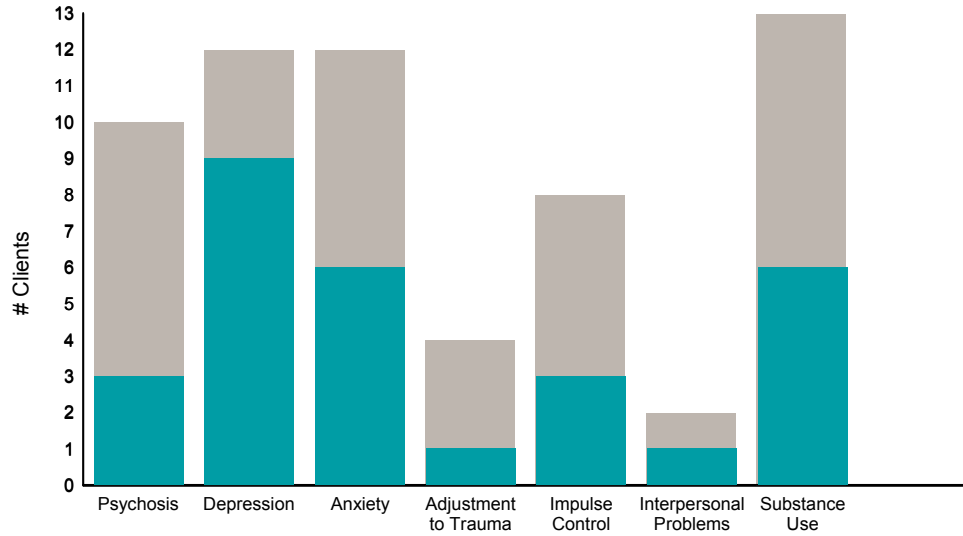
0%	0%	100%	0%	40%	0%	0%	0%	% improvement	0%	100%	0%	0%	100%	100%
0/1	0/2	2/2	0/2	2/5	0/0	0/0	0/0		0/1	1/1	0/0	0/0	3/3	1/1

Didn't Improve
Improved

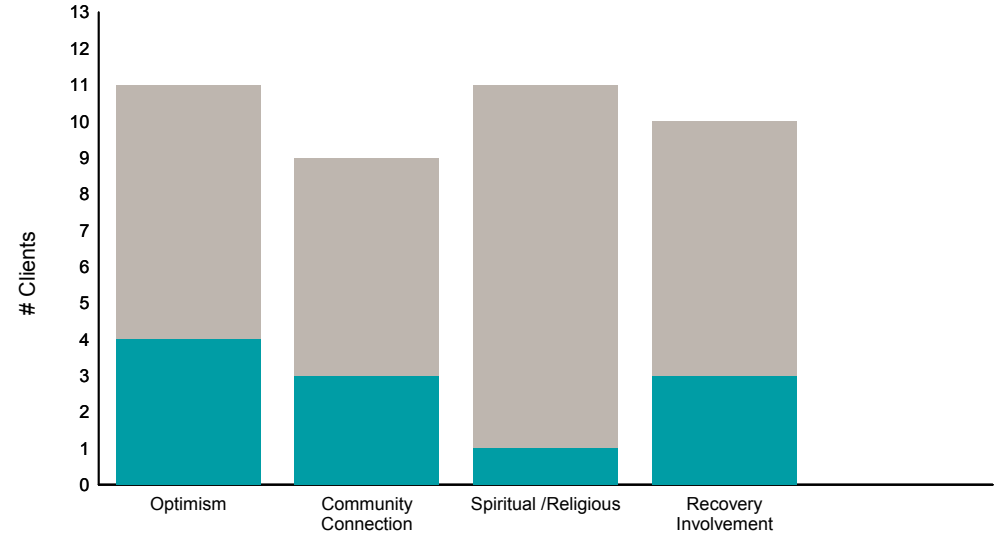
This report looks at current ANSAs to see how many clients improved on items rated 2 or 3 from the prior ANSA.

Num of episodes w/ min. 2 ANSAs: 13 Average days between ANSAs: 59.5 % clients improved on min. 30% of actionable items: **62% (= 8/13)**

Behavioral Health Domain

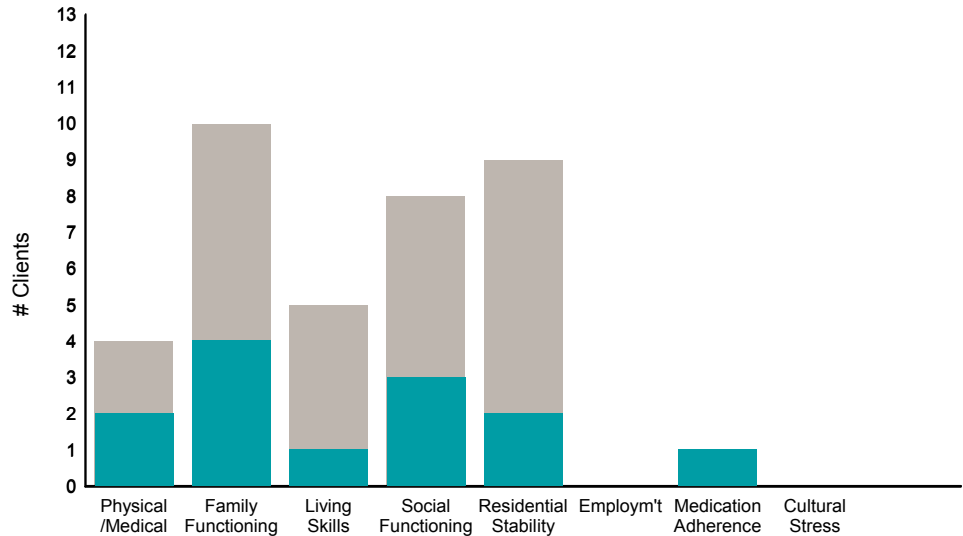


Strengths

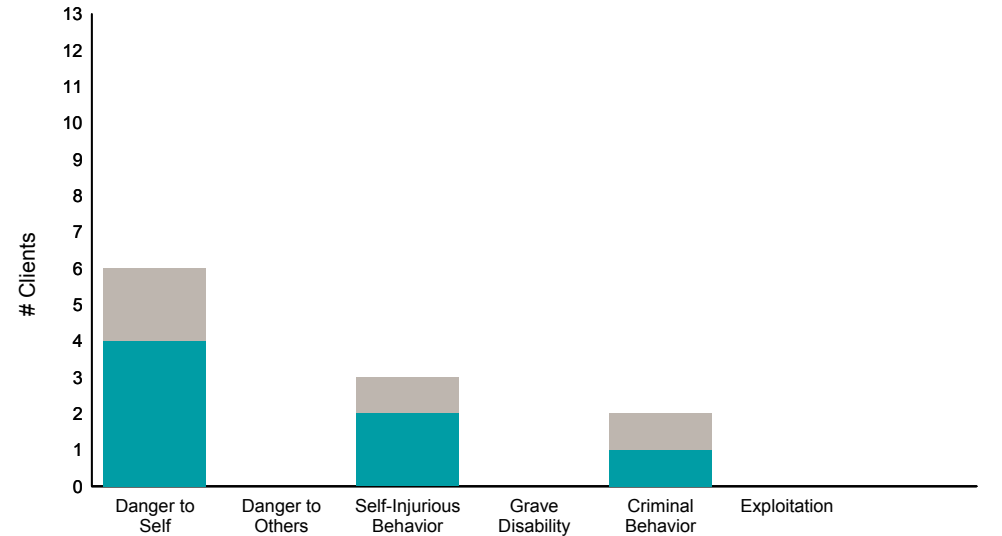


Item	Improved	Didn't Improve	% improvement
Psychosis	3/10	7/10	30%
Depression	9/12	3/12	75%
Anxiety	6/12	6/12	50%
Adjustment to Trauma	1/4	3/4	25%
Impulse Control	3/8	5/8	38%
Interpersonal Problems	1/2	1/2	50%
Substance Use	6/13	7/13	46%

Life Domain Functioning



Risk Behaviors



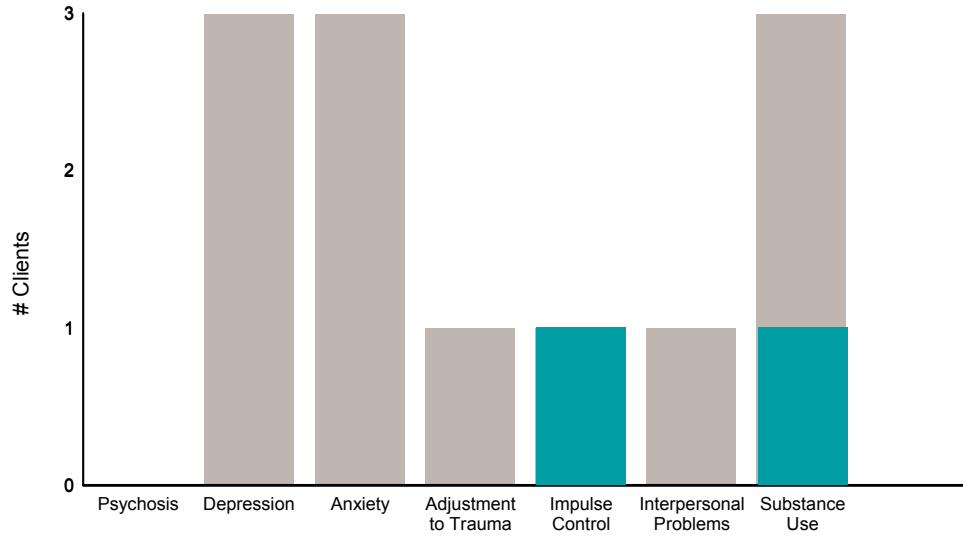
Item	Improved	Didn't Improve	% improvement
Physical /Medical	2/4	2/4	50%
Family Functioning	4/10	6/10	40%
Living Skills	1/5	4/5	20%
Social Functioning	3/8	5/8	38%
Residential Stability	2/9	7/9	22%
Employ'm't	0/0	0/0	0%
Medication Adherence	1/1	0/1	100%
Cultural Stress	0/0	0/0	0%

■ Didn't Improve
■ Improved

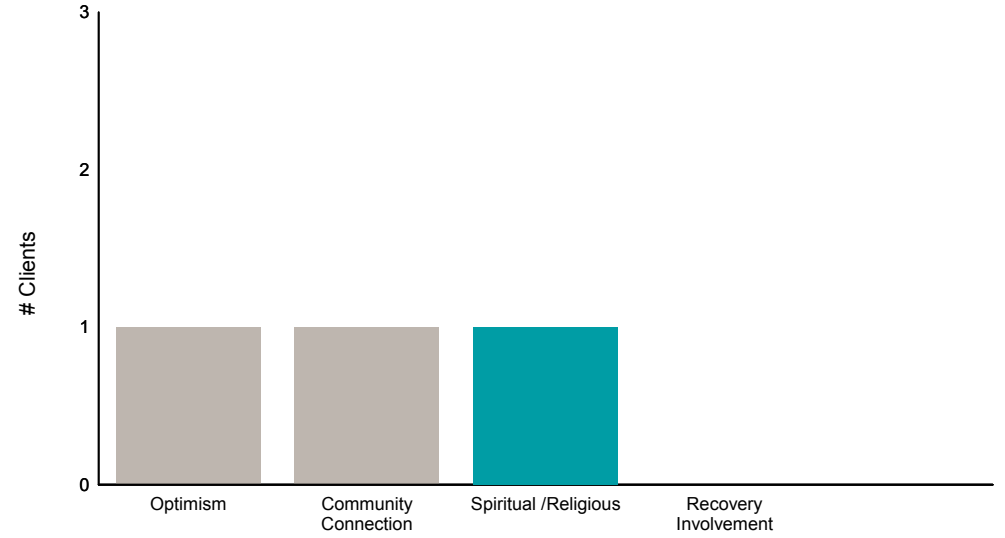
This report looks at current ANSAs to see how many clients improved on items rated 2 or 3 from the prior ANSA.

Num of episodes w/ min. 2 ANSAs: 3 Average days between ANSAs: 41.0 % clients improved on min. 30% of actionable items: **33% (= 1/3)**

Behavioral Health Domain

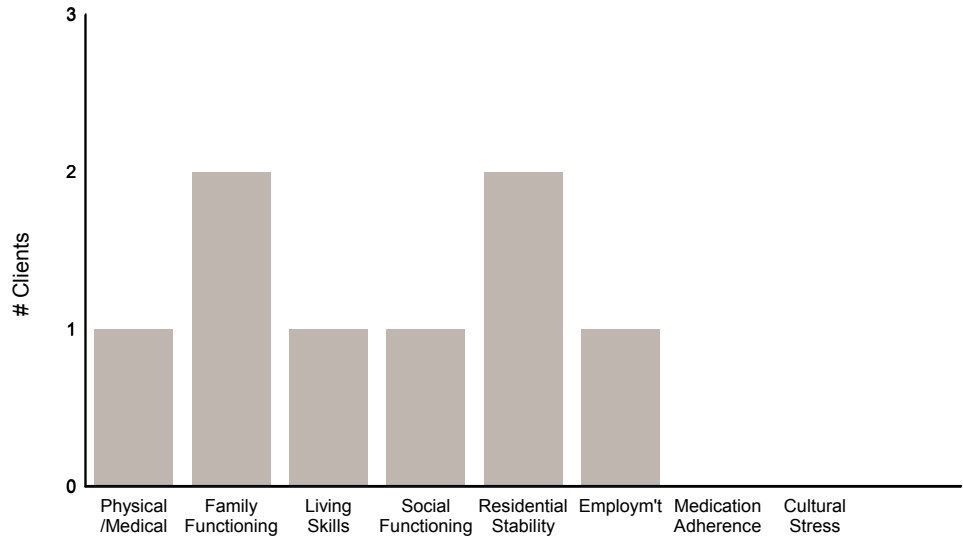


Strengths



Item	% improvement
Psychosis	0% (0/0)
Depression	0% (0/3)
Anxiety	0% (0/3)
Adjustment to Trauma	0% (0/1)
Impulse Control	100% (1/1)
Interpersonal Problems	0% (0/1)
Substance Use	33% (1/3)

Life Domain Functioning



Risk Behaviors



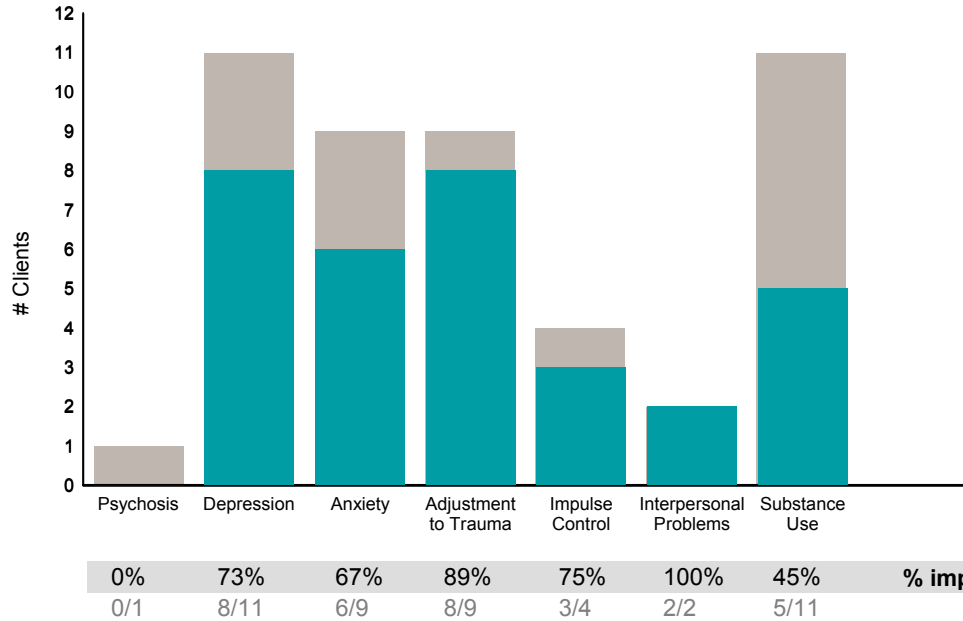
Item	% improvement
Physical /Medical	0% (0/1)
Family Functioning	0% (0/2)
Living Skills	0% (0/1)
Social Functioning	0% (0/1)
Residential Stability	0% (0/2)
Employm't	0% (0/1)
Medication Adherence	0% (0/0)
Cultural Stress	0% (0/0)
Danger to Self	100% (1/1)
Danger to Others	0% (0/0)
Self-Injurious Behavior	0% (0/0)
Grave Disability	0% (0/0)
Criminal Behavior	0% (0/0)
Exploitation	0% (0/0)

Didn't Improve
Improved

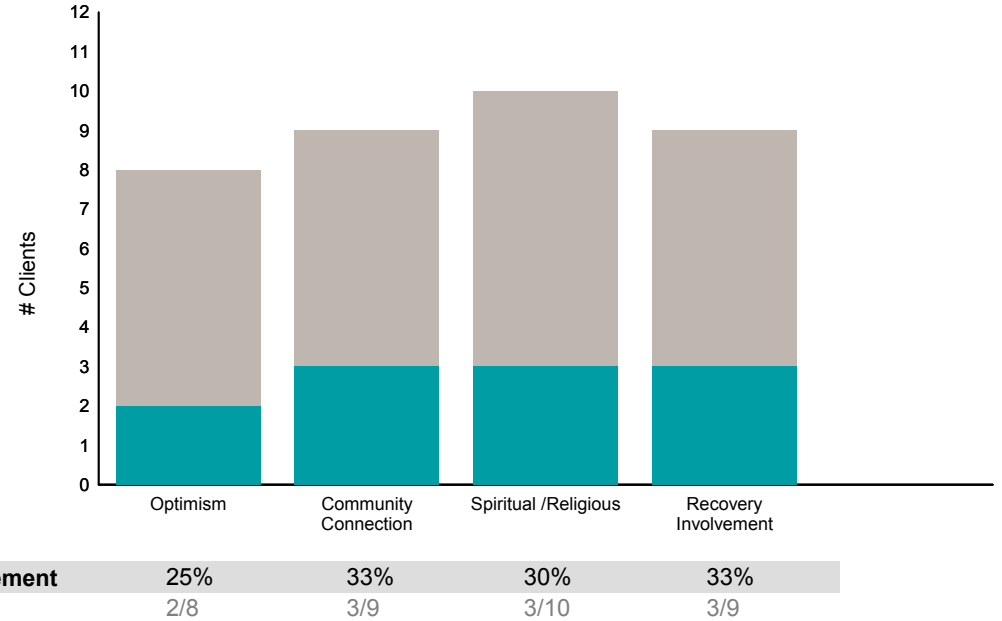
This report looks at current ANSAs to see how many clients improved on items rated 2 or 3 from the prior ANSA.

Num of episodes w/ min. 2 ANSAs: 12 Average days between ANSAs: 66.3 % clients improved on min. 30% of actionable items: **83% (= 10/12)**

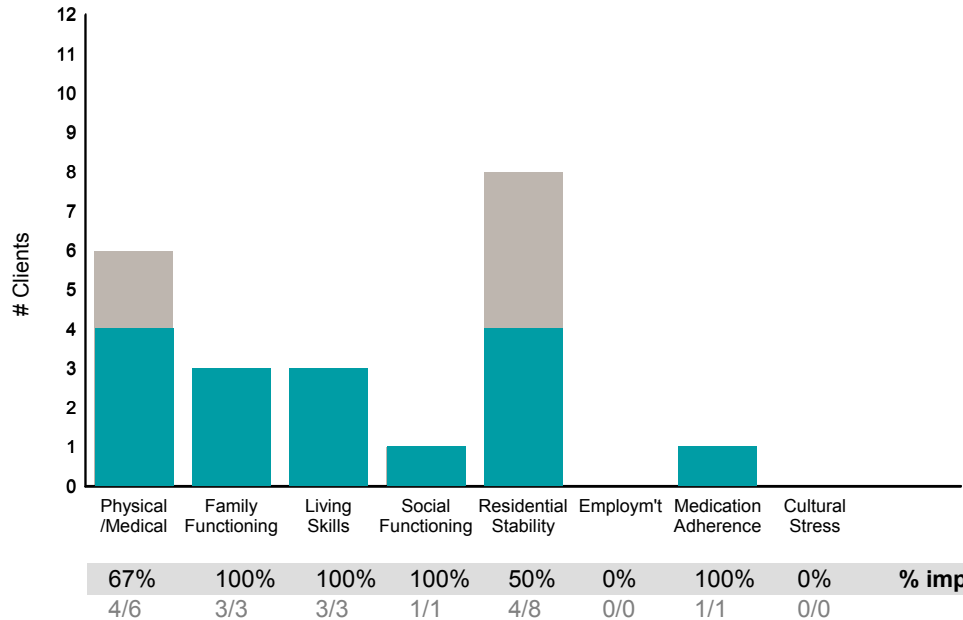
Behavioral Health Domain



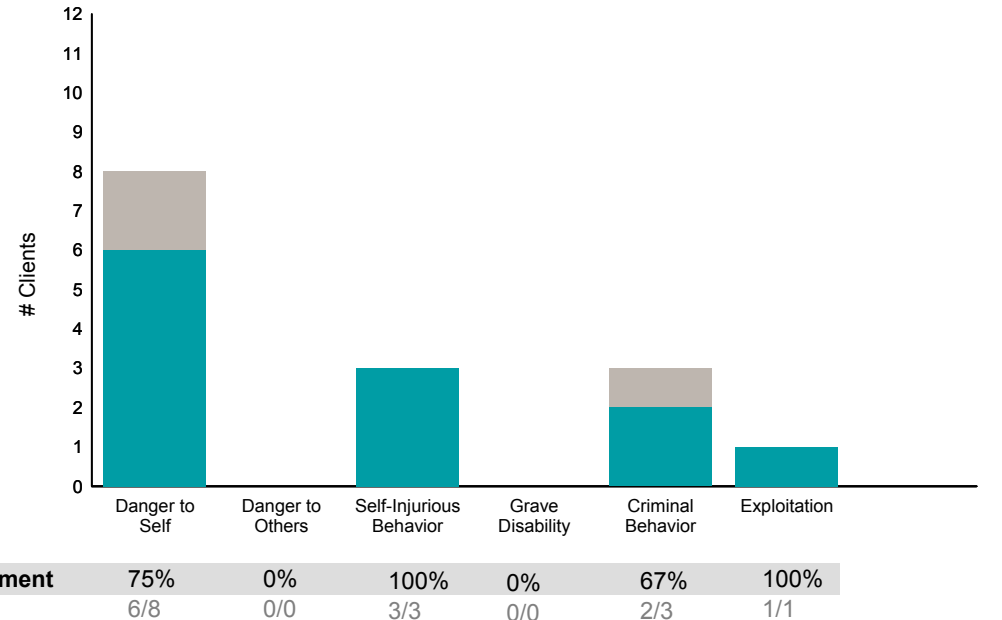
Strengths



Life Domain Functioning



Risk Behaviors

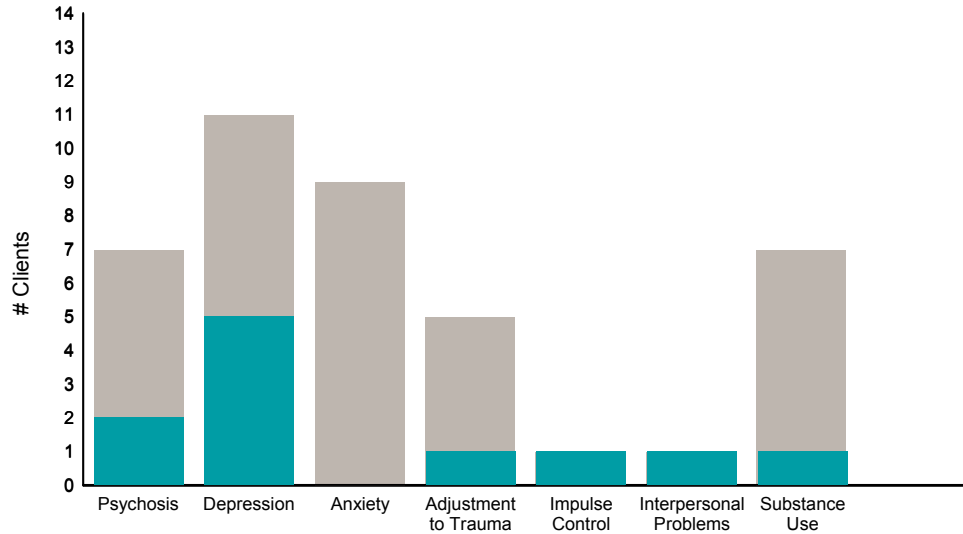


■ Didn't Improve
■ Improved

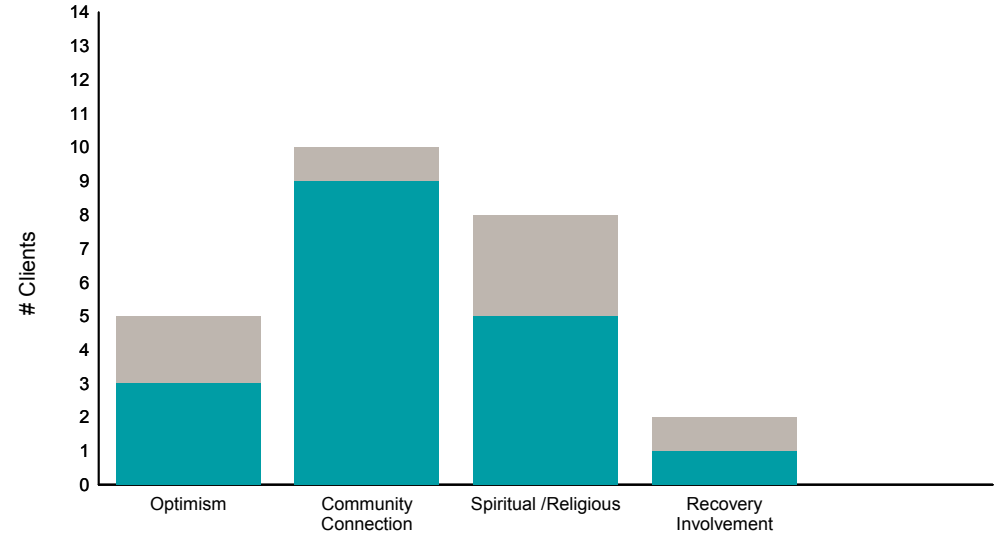
This report looks at current ANSAs to see how many clients improved on items rated 2 or 3 from the prior ANSA.

Num of episodes w/ min. 2 ANSAs: 14 Average days between ANSAs: 94.3 % clients improved on min. 30% of actionable items: **50% (= 7/14)**

Behavioral Health Domain

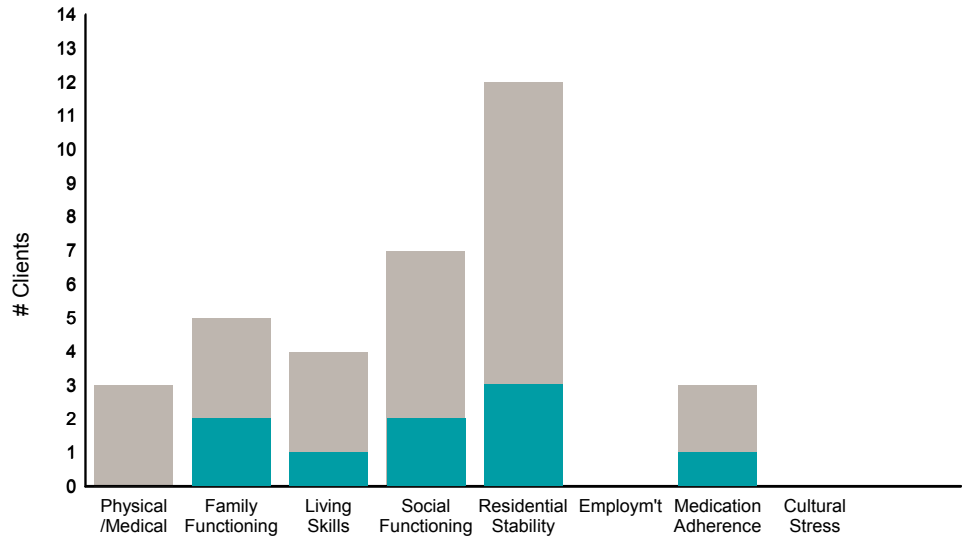


Strengths

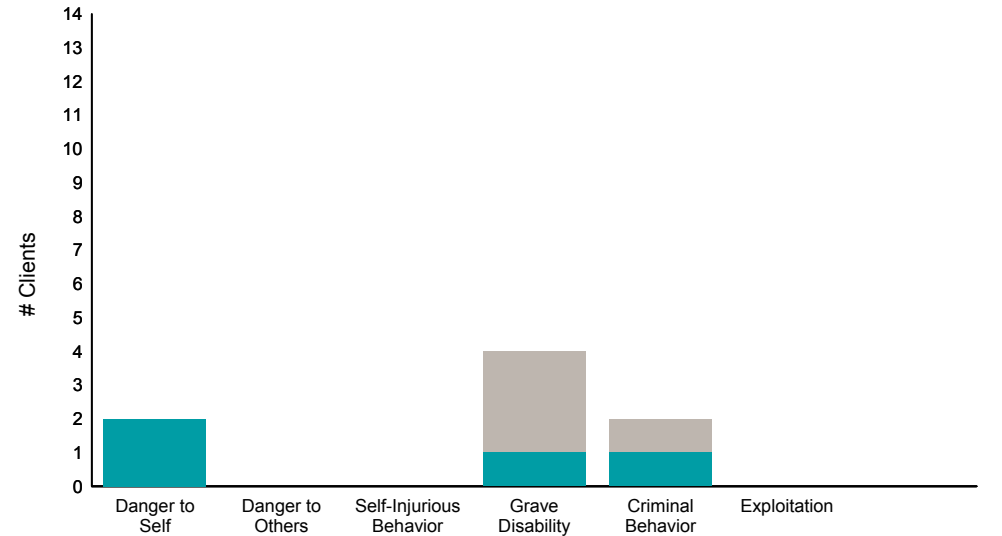


Item	Improved	Didn't Improve	% improvement
Psychosis	2/7	5	29%
Depression	5/11	6	45%
Anxiety	0/9	9	0%
Adjustment to Trauma	1/5	4	20%
Impulse Control	1/1	0	100%
Interpersonal Problems	1/1	0	100%
Substance Use	1/7	6	14%

Life Domain Functioning



Risk Behaviors



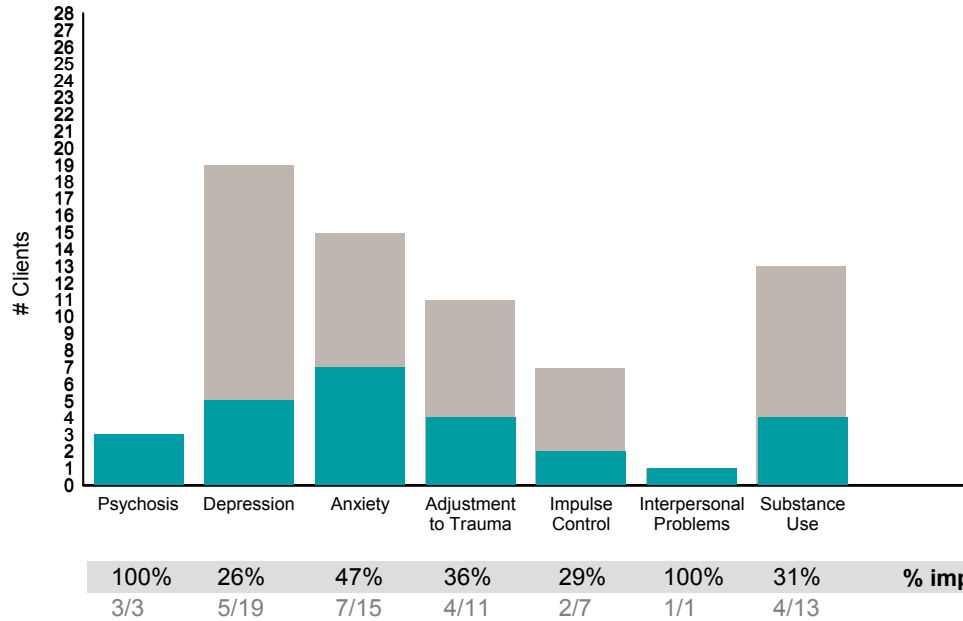
Item	Improved	Didn't Improve	% improvement
Physical /Medical	0/3	3	0%
Family Functioning	2/5	3	40%
Living Skills	1/4	3	25%
Social Functioning	2/7	5	29%
Residential Stability	3/12	9	25%
Employ'm't	0/0	0	0%
Medication Adherence	1/3	2	33%
Cultural Stress	0/0	0	0%

Didn't Improve
 Improved

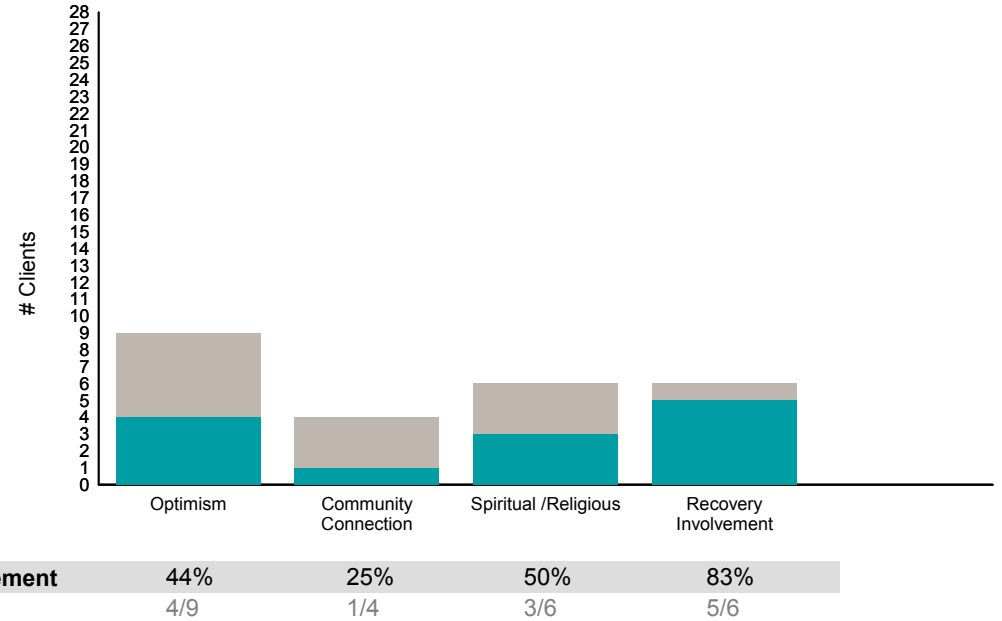
This report looks at current ANSAs to see how many clients improved on items rated 2 or 3 from the prior ANSA.

Num of episodes w/ min. 2 ANSAs: 28 Average days between ANSAs: 362.5 % clients improved on min. 30% of actionable items: **58% (= 14/24)**

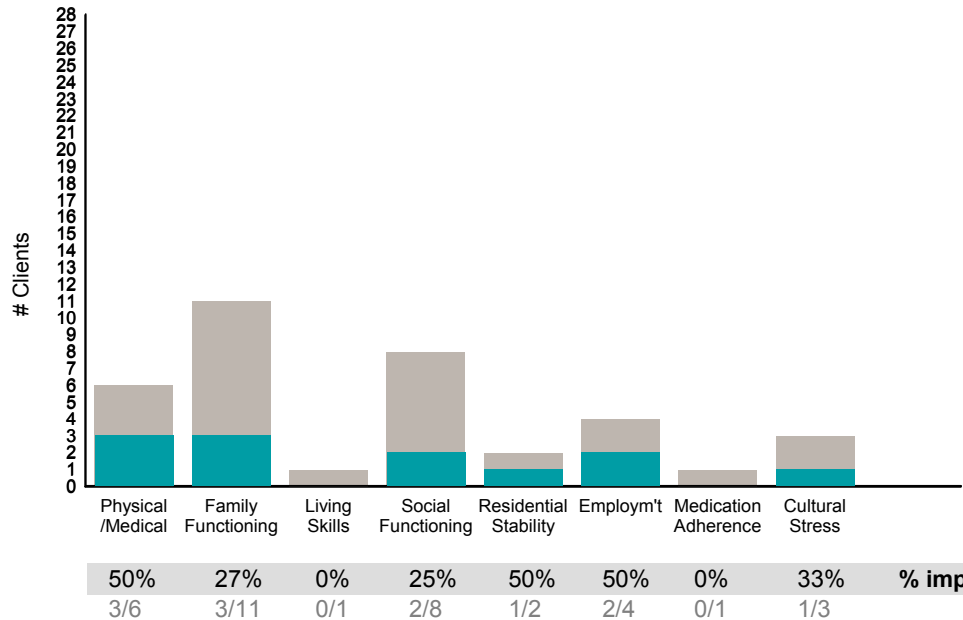
Behavioral Health Domain



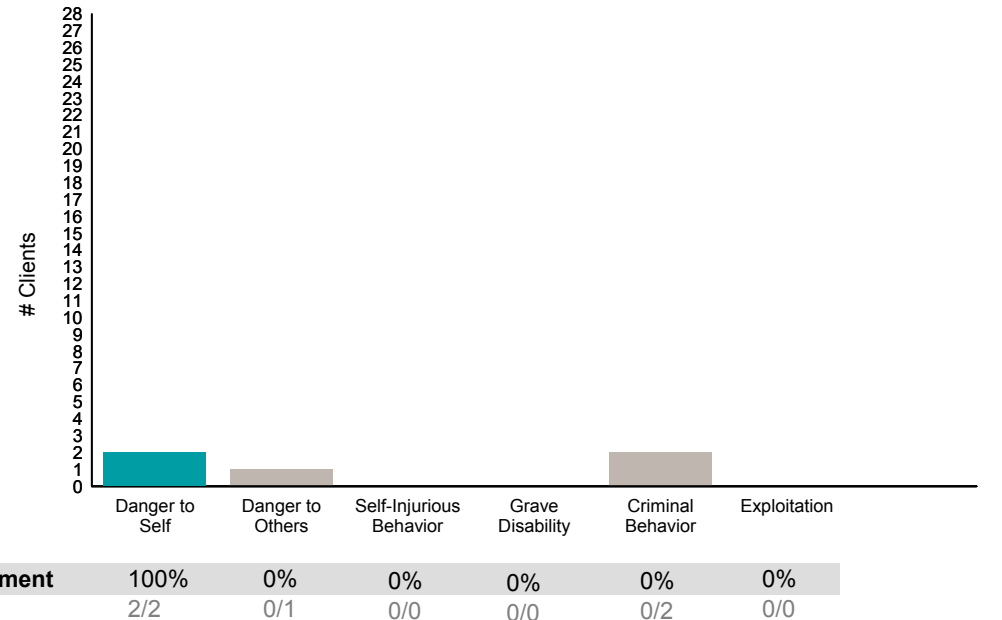
Strengths



Life Domain Functioning



Risk Behaviors

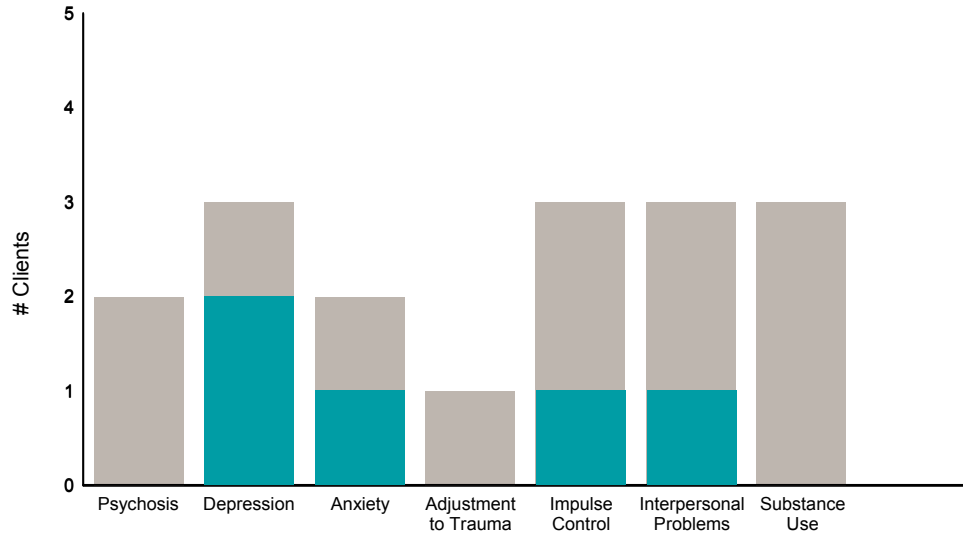


■ Didn't Improve
■ Improved

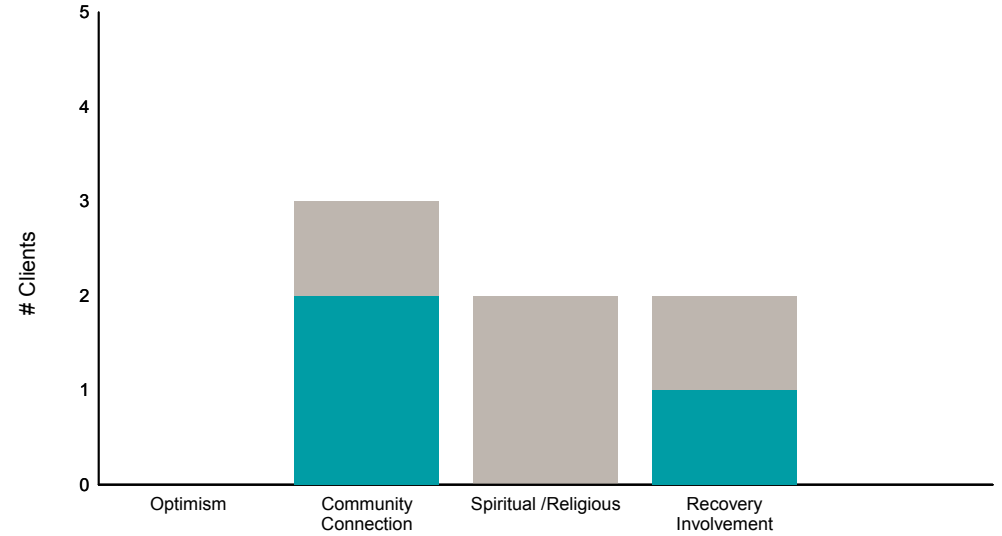
This report looks at current ANSAs to see how many clients improved on items rated 2 or 3 from the prior ANSA.

Num of episodes w/ min. 2 ANSAs: 5 Average days between ANSAs: 68.8 % clients improved on min. 30% of actionable items: **60% (= 3/5)**

Behavioral Health Domain

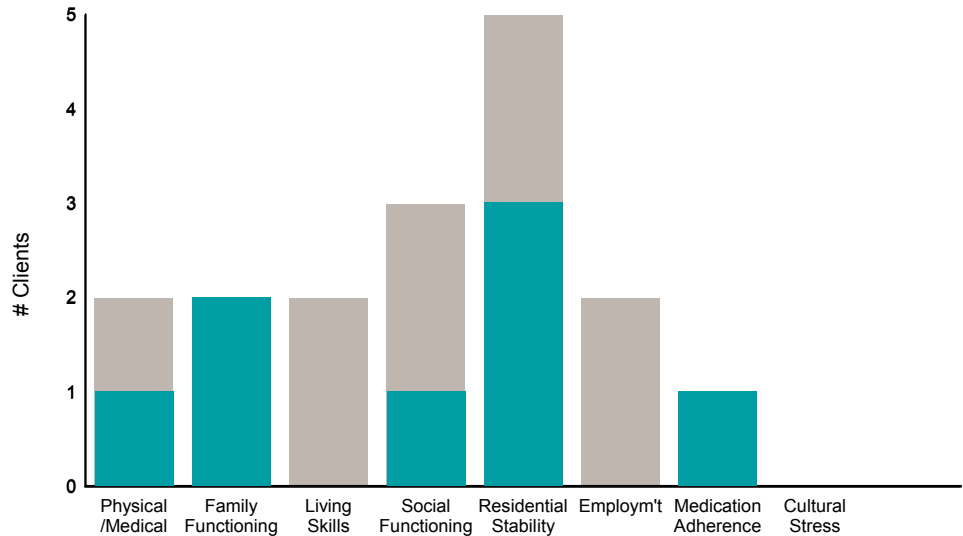


Strengths



0%	67%	50%	0%	33%	33%	0%	% improvement	0%	67%	0%	50%
0/2	2/3	1/2	0/1	1/3	1/3	0/3		0/0	2/3	0/2	1/2

Life Domain Functioning



Risk Behaviors



50%	100%	0%	33%	60%	0%	100%	0%	% improvement	0%	0%	0%	0%	0%	0%
1/2	2/2	0/2	1/3	3/5	0/2	1/1	0/0		0/0	0/0	0/0	0/0	0/0	0/0

Didn't Improve
 Improved

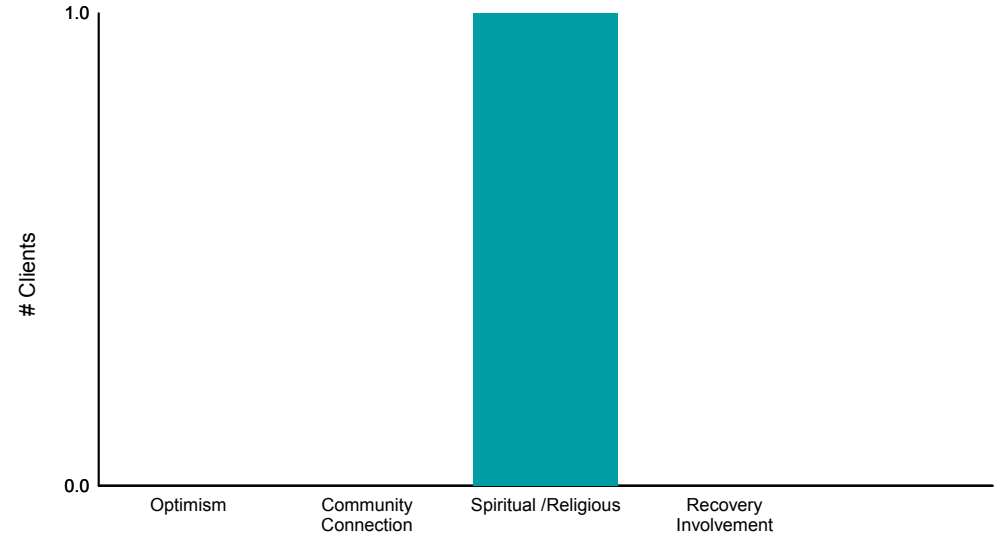
This report looks at current ANSAs to see how many clients improved on items rated 2 or 3 from the prior ANSA.

Num of episodes w/ min. 2 ANSAs: 1 Average days between ANSAs: 1,037.0 % clients improved on min. 30% of actionable items: **100% (= 1/1)**

Behavioral Health Domain

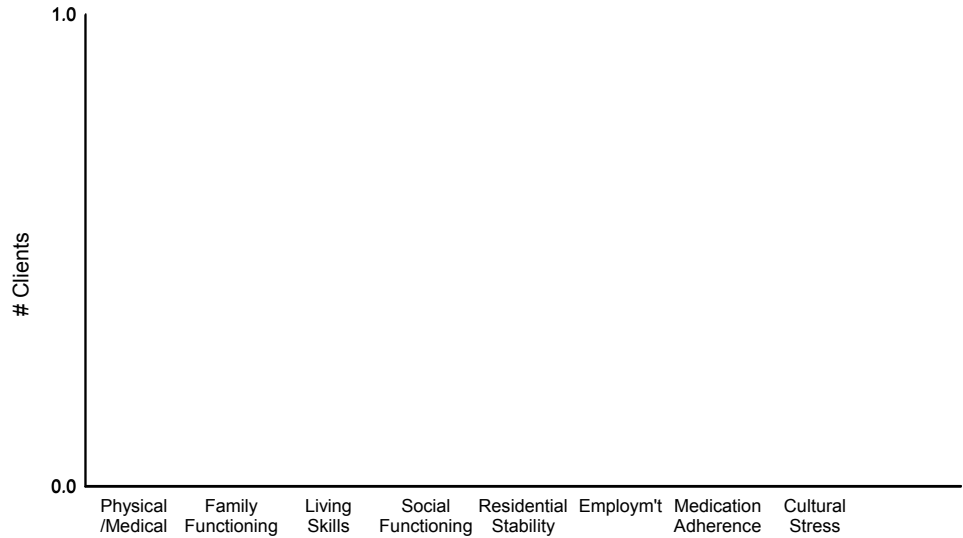


Strengths




Item	% improvement
Psychosis	0% (0/0)
Depression	0% (0/1)
Anxiety	0% (0/0)
Adjustment to Trauma	0% (0/0)
Impulse Control	0% (0/0)
Interpersonal Problems	0% (0/0)
Substance Use	0% (0/0)
% improvement	0% (0/0)
Optimism	0% (0/0)
Community Connection	0% (0/0)
Spiritual /Religious	100% (1/1)
Recovery Involvement	0% (0/0)

Life Domain Functioning



Risk Behaviors



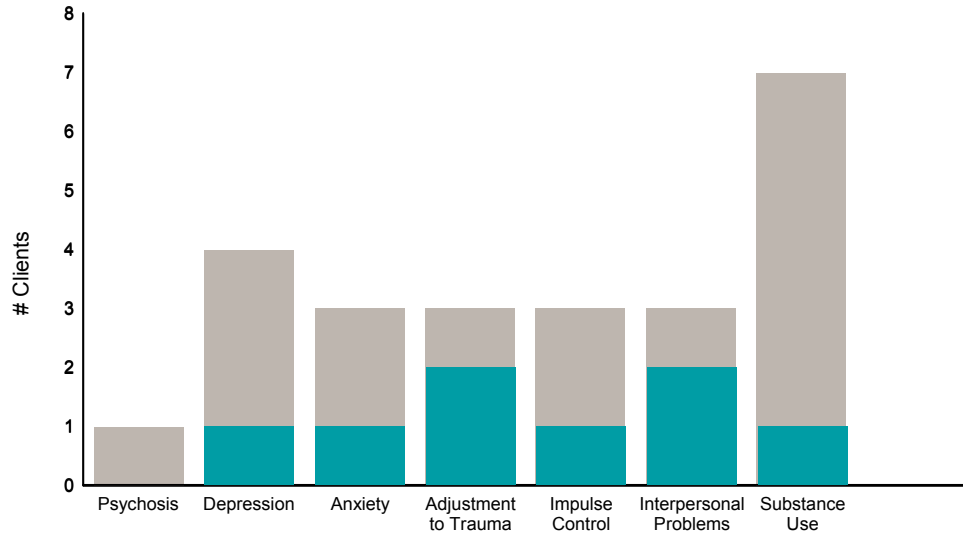
Item	% improvement
Physical /Medical	0% (0/0)
Family Functioning	0% (0/0)
Living Skills	0% (0/0)
Social Functioning	0% (0/0)
Residential Stability	0% (0/0)
Employment	0% (0/0)
Medication Adherence	0% (0/0)
Cultural Stress	0% (0/0)
% improvement	0% (0/0)
Danger to Self	0% (0/0)
Danger to Others	0% (0/0)
Self-Injurious Behavior	0% (0/0)
Grave Disability	0% (0/0)
Criminal Behavior	0% (0/0)
Exploitation	0% (0/0)

Didn't Improve
 Improved

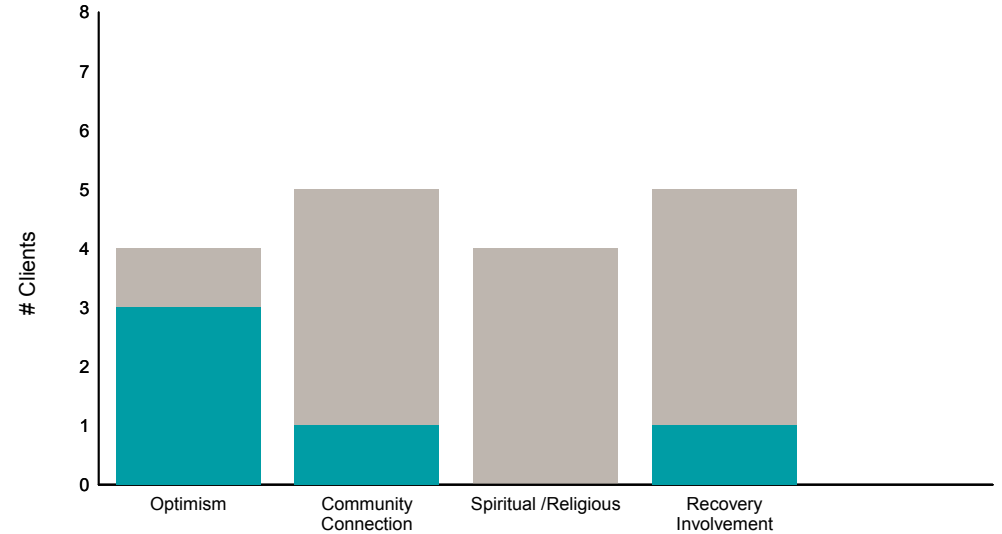
This report looks at current ANSAs to see how many clients improved on items rated 2 or 3 from the prior ANSA.

Num of episodes w/ min. 2 ANSAs: 8 Average days between ANSAs: 288.3 % clients improved on min. 30% of actionable items: **63% (= 5/8)**

Behavioral Health Domain

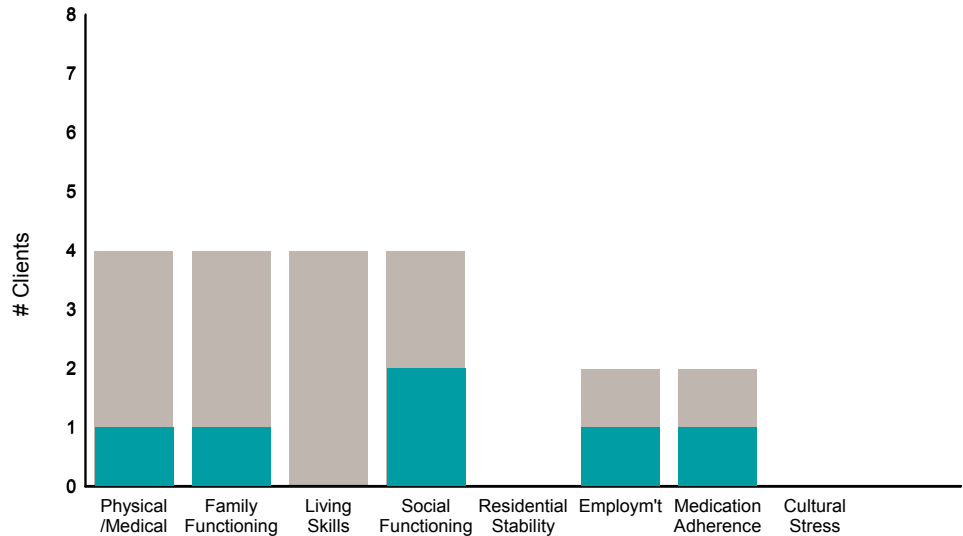


Strengths

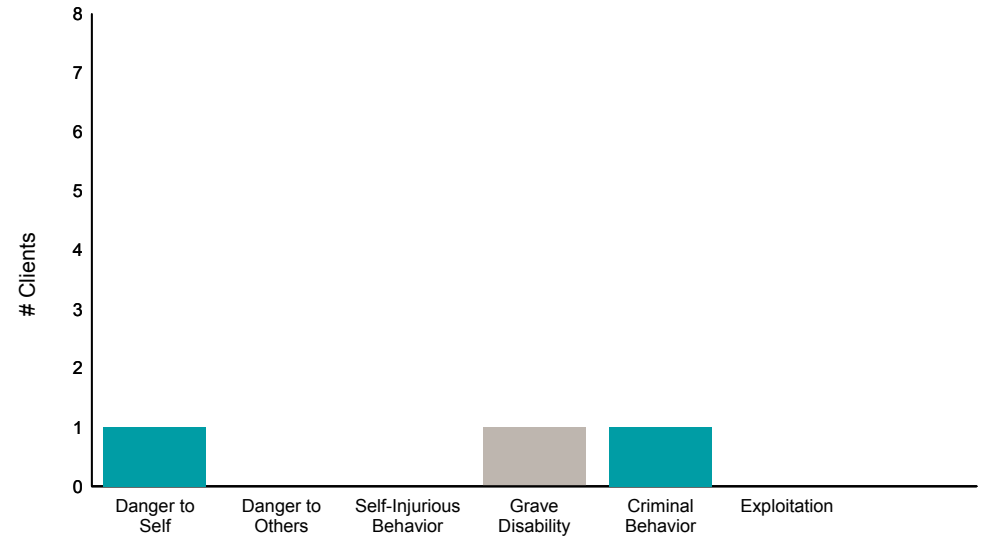


Item	Improved	Didn't Improve	% improvement
Psychosis	0/1	1/1	0%
Depression	1/4	3/4	25%
Anxiety	1/3	2/3	33%
Adjustment to Trauma	2/3	1/3	67%
Impulse Control	1/3	2/3	33%
Interpersonal Problems	2/3	1/3	67%
Substance Use	1/7	6/7	14%

Life Domain Functioning



Risk Behaviors



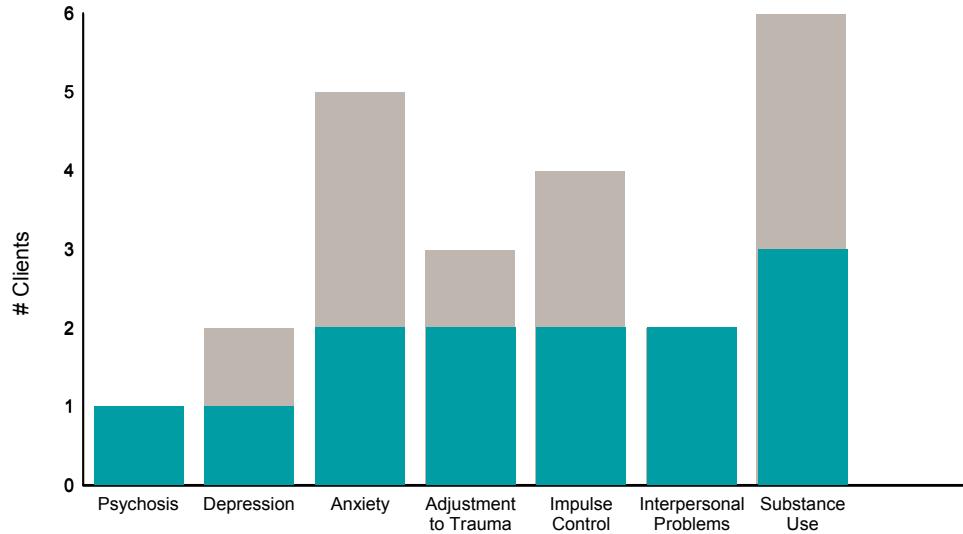
Item	Improved	Didn't Improve	% improvement
Physical /Medical	1/4	3/4	25%
Family Functioning	1/4	3/4	25%
Living Skills	0/4	4/4	0%
Social Functioning	2/4	2/4	50%
Residential Stability	0/0	4/0	0%
Employ'm't	1/2	1/2	50%
Medication Adherence	1/2	1/2	50%
Cultural Stress	0/0	4/0	0%

Didn't Improve
 Improved

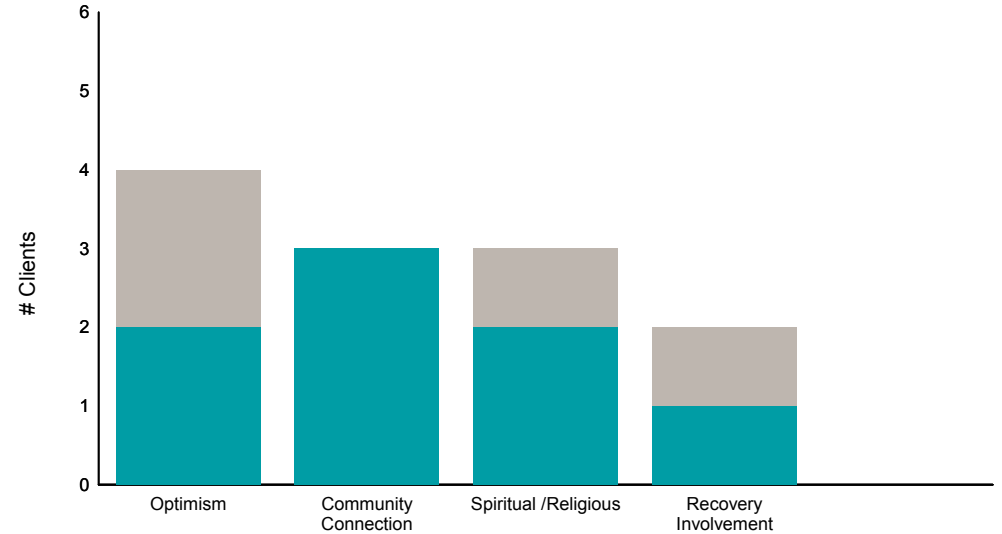
This report looks at current ANSAs to see how many clients improved on items rated 2 or 3 from the prior ANSA.

Num of episodes w/ min. 2 ANSAs: 6 Average days between ANSAs: 209.2 % clients improved on min. 30% of actionable items: 100% (= 6/6)

Behavioral Health Domain

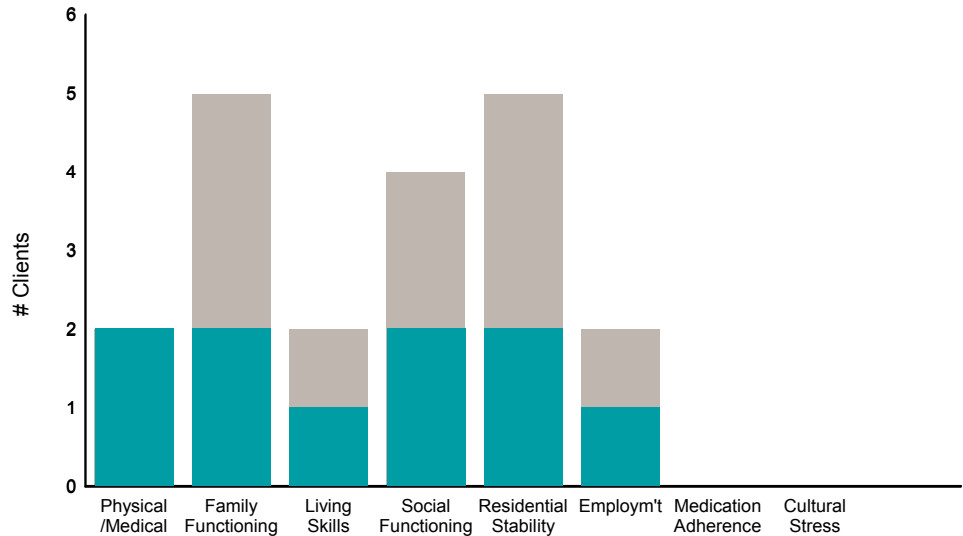


Strengths

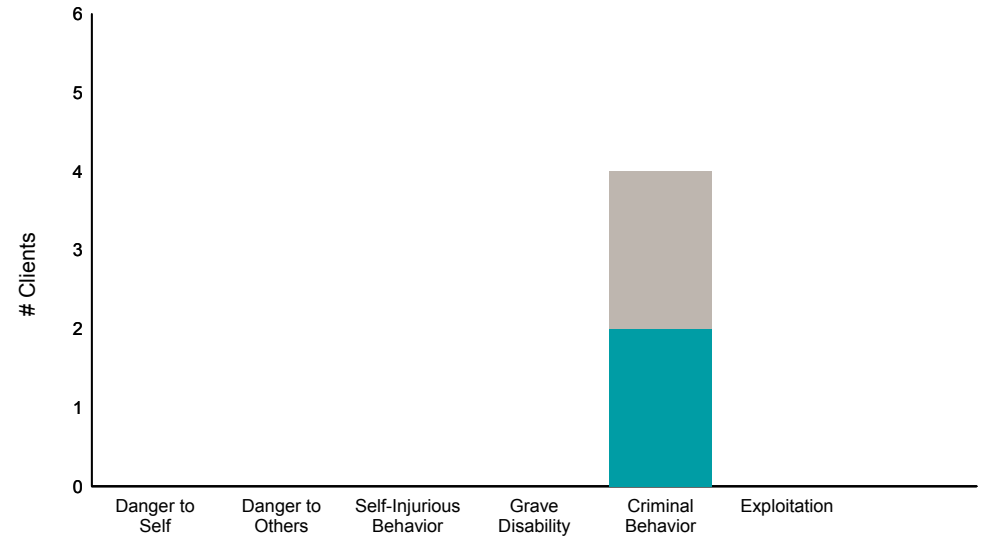


Item	Improved	Didn't Improve	% improvement
Psychosis	1/1	0/0	100%
Depression	1/2	1/2	50%
Anxiety	2/5	3/5	40%
Adjustment to Trauma	2/3	1/3	67%
Impulse Control	2/4	2/4	50%
Interpersonal Problems	2/2	0/0	100%
Substance Use	3/6	3/6	50%

Life Domain Functioning



Risk Behaviors



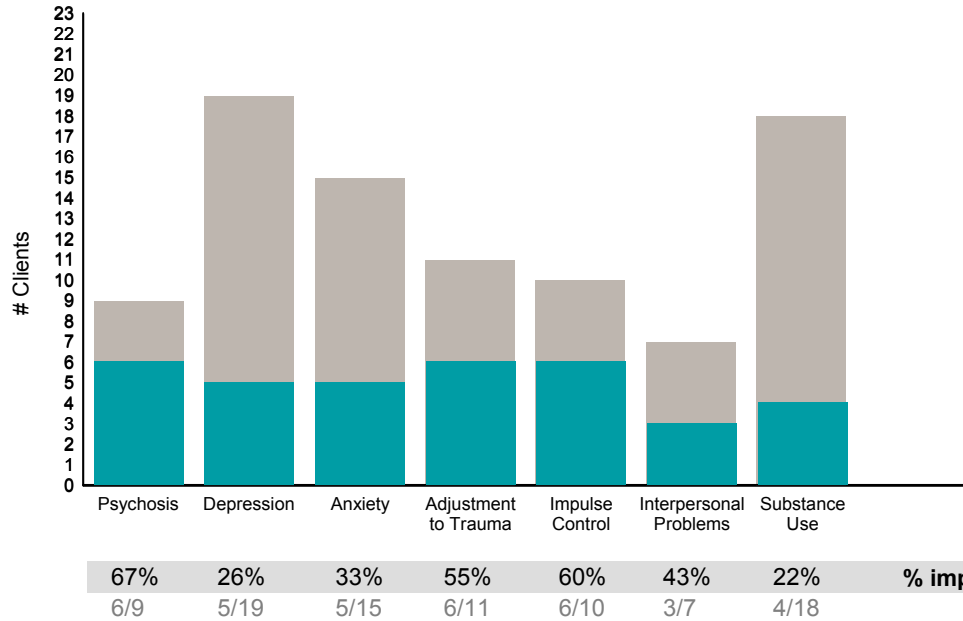
Item	Improved	Didn't Improve	% improvement
Physical /Medical	2/2	0/0	100%
Family Functioning	2/5	3/5	40%
Living Skills	1/2	1/2	50%
Social Functioning	2/4	2/4	50%
Residential Stability	2/5	3/5	40%
Employ'm't	1/2	1/2	50%
Medication Adherence	0/0	0/0	0%
Cultural Stress	0/0	0/0	0%

Didn't Improve
 Improved

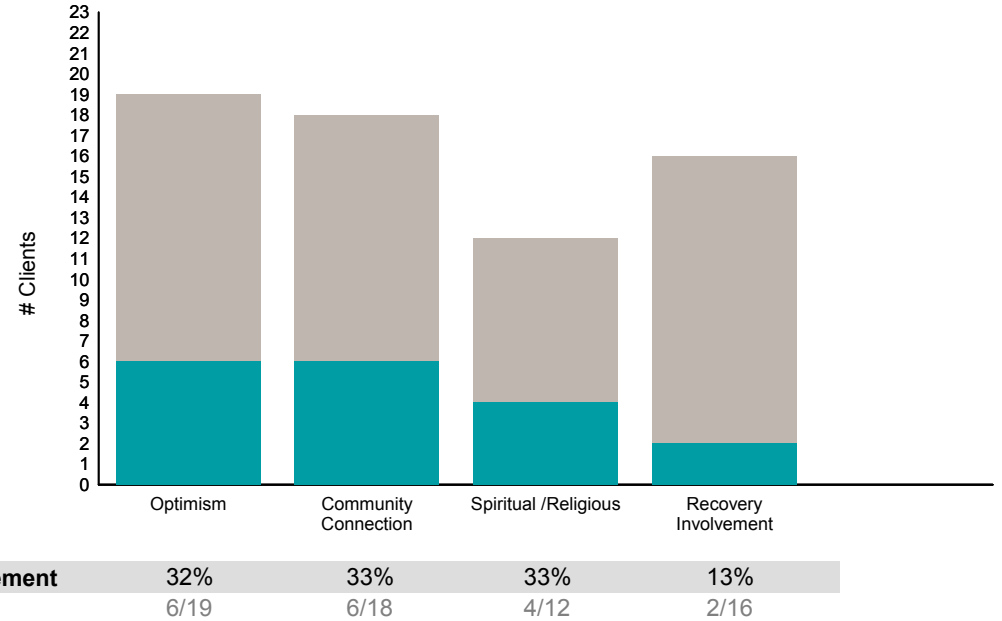
This report looks at current ANSAs to see how many clients improved on items rated 2 or 3 from the prior ANSA.

Num of episodes w/ min. 2 ANSAs: 23 Average days between ANSAs: 242.5 % clients improved on min. 30% of actionable items: **70% (= 16/23)**

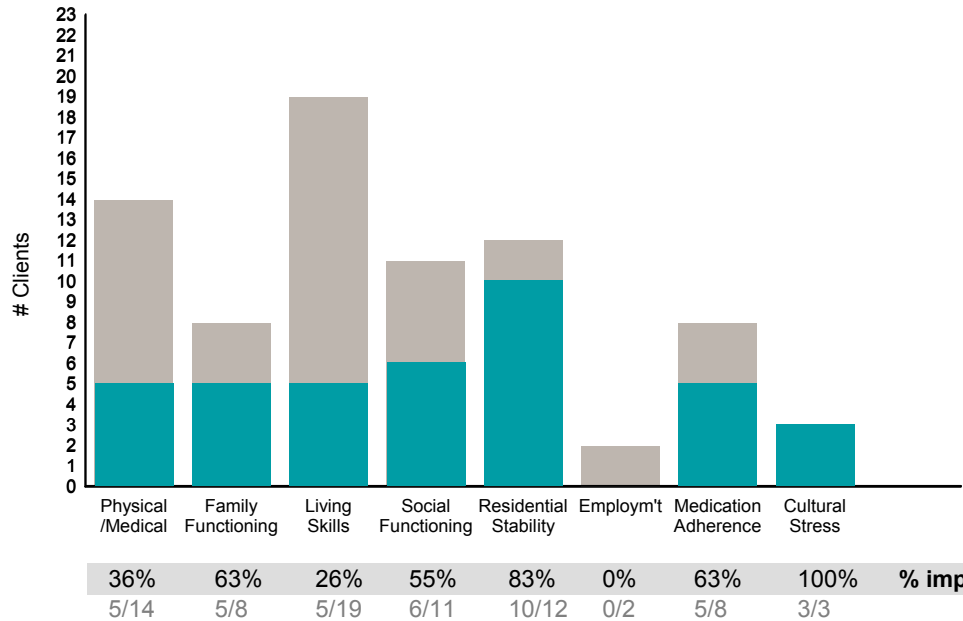
Behavioral Health Domain



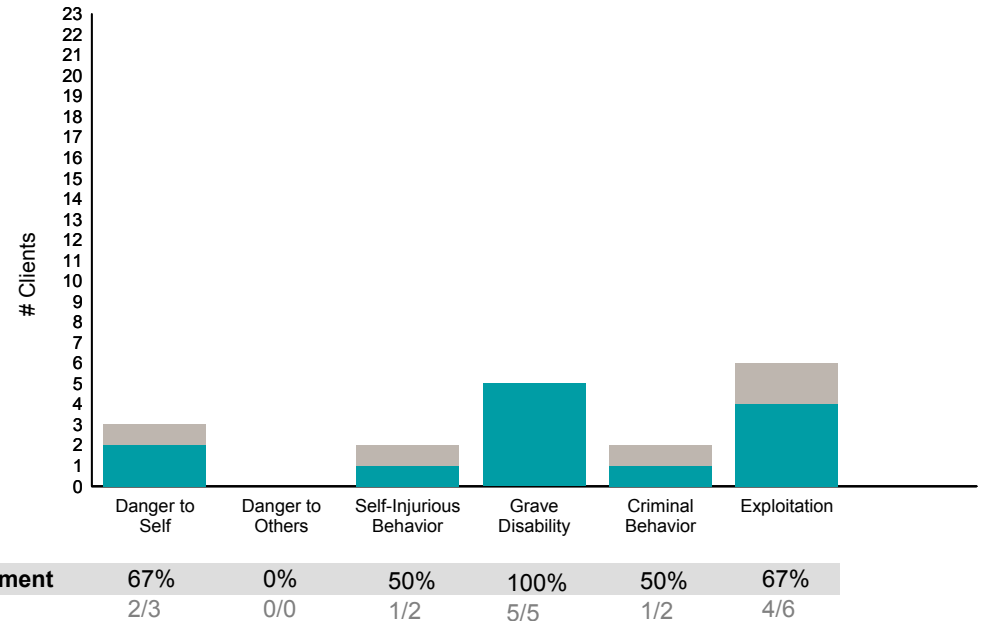
Strengths

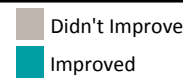


Life Domain Functioning



Risk Behaviors

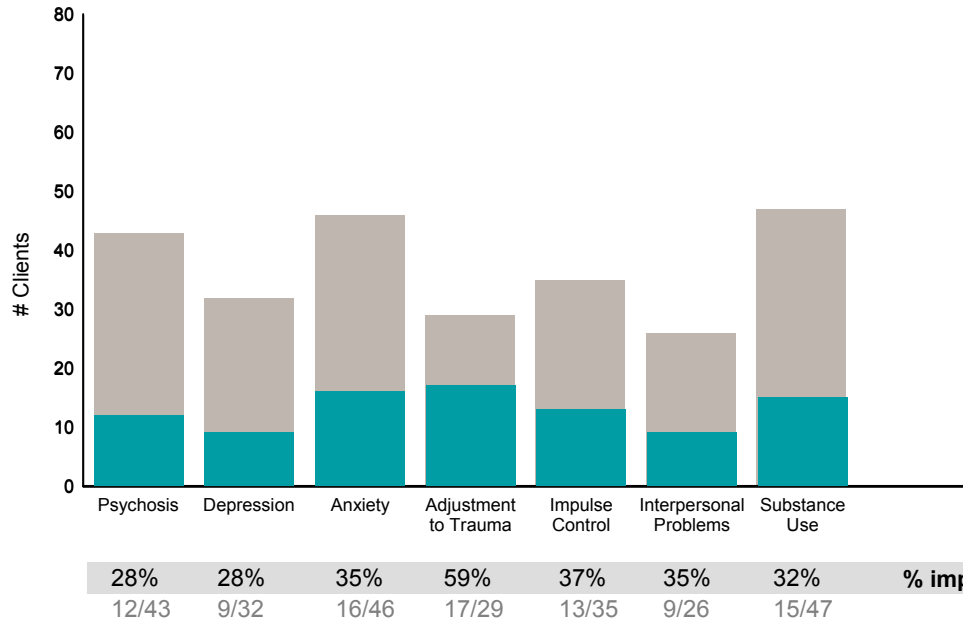




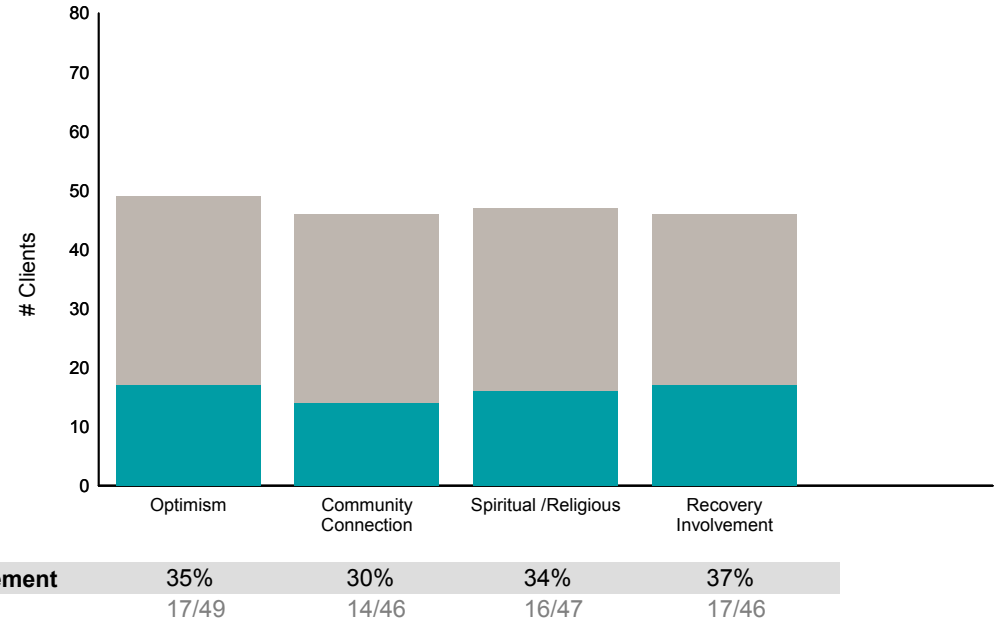
This report looks at current ANSAs to see how many clients improved on items rated 2 or 3 from the prior ANSA.

Num of episodes w/ min. 2 ANSAs: 80 Average days between ANSAs: 303.2 % clients improved on min. 30% of actionable items: **61% (= 48/79)**

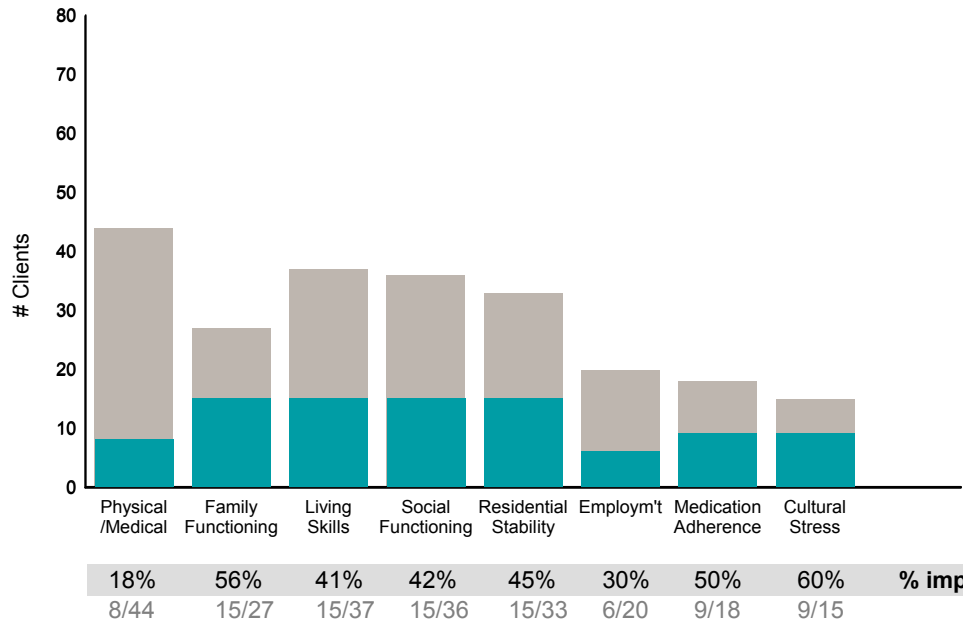
Behavioral Health Domain



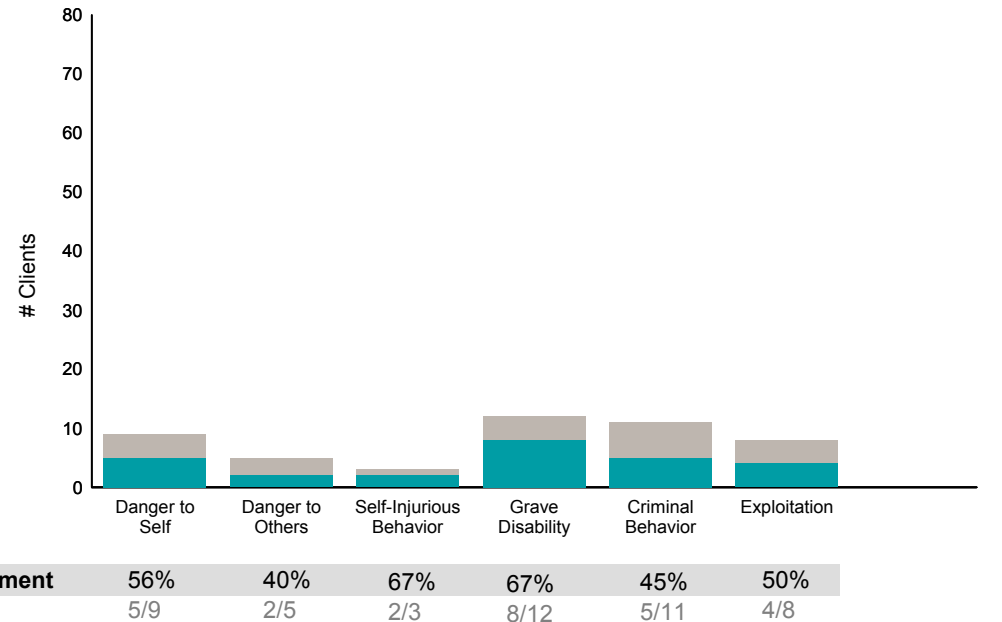
Strengths



Life Domain Functioning



Risk Behaviors

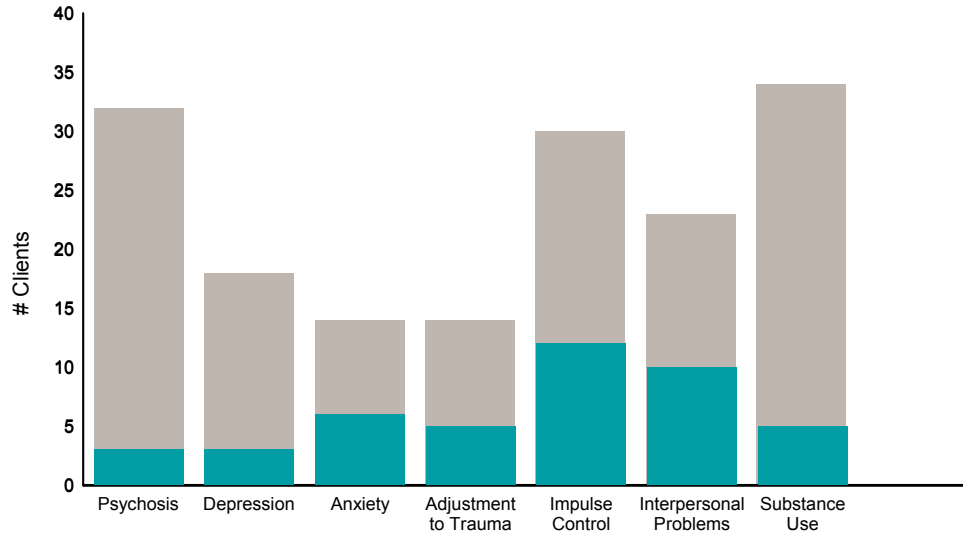


Didn't Improve
Improved

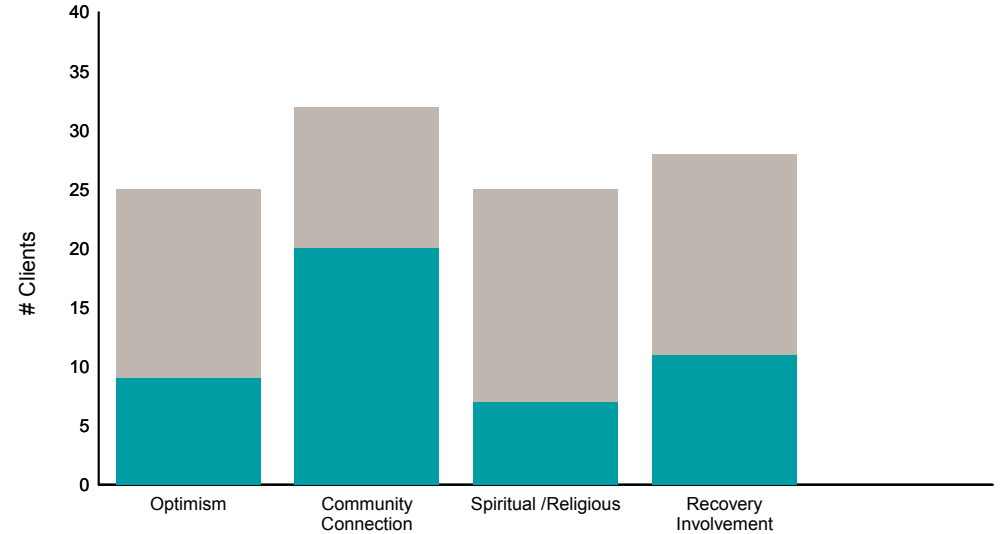
This report looks at current ANSAs to see how many clients improved on items rated 2 or 3 from the prior ANSA.

Num of episodes w/ min. 2 ANSAs: 40 Average days between ANSAs: 370.1 % clients improved on min. 30% of actionable items: **60% (= 24/40)**

Behavioral Health Domain

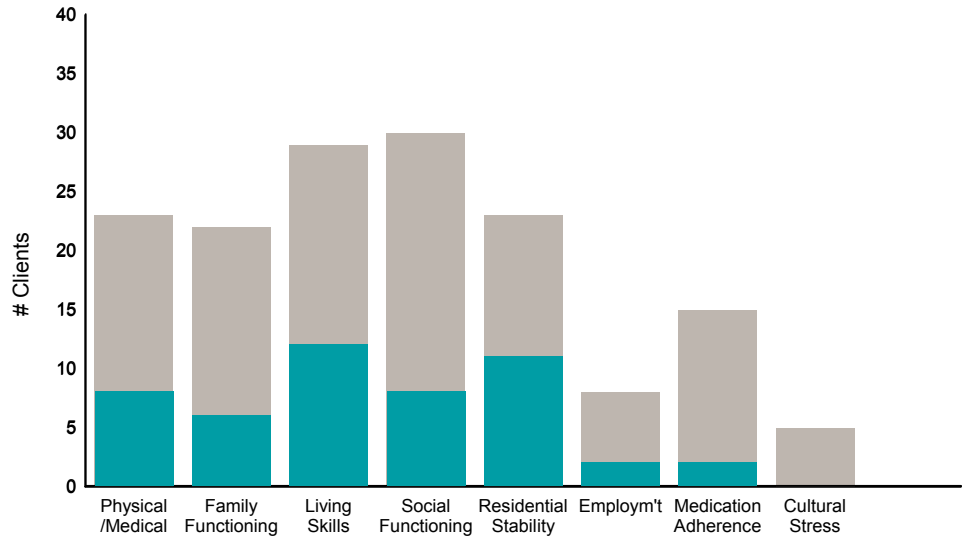


Strengths

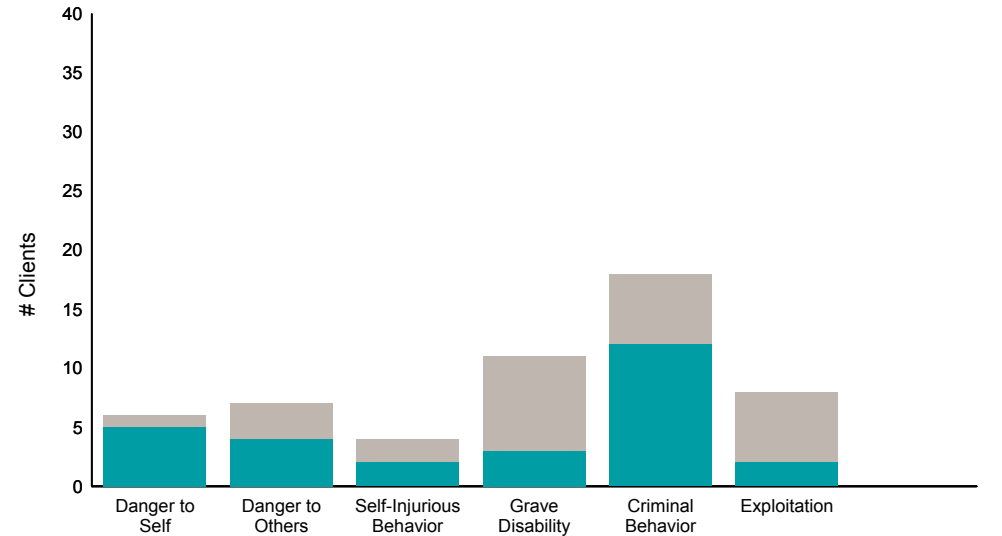


Item	% improvement
Psychosis	9% (3/32)
Depression	17% (3/18)
Anxiety	43% (6/14)
Adjustment to Trauma	36% (5/14)
Impulse Control	40% (12/30)
Interpersonal Problems	43% (10/23)
Substance Use	15% (5/34)
Optimism	36% (9/25)
Community Connection	63% (20/32)
Spiritual /Religious	28% (7/25)
Recovery Involvement	39% (11/28)

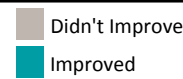
Life Domain Functioning



Risk Behaviors



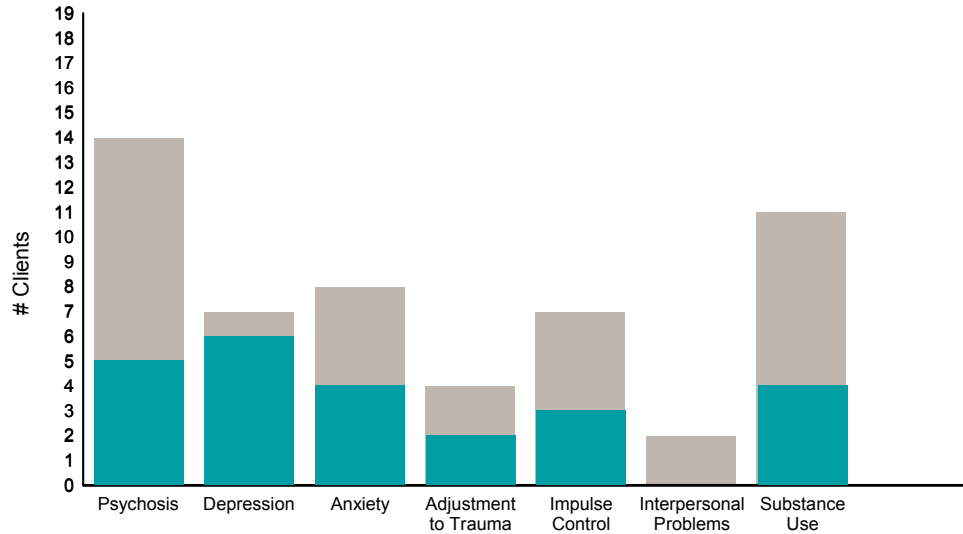
Item	% improvement
Physical /Medical	35% (8/23)
Family Functioning	27% (6/22)
Living Skills	41% (12/29)
Social Functioning	27% (8/30)
Residential Stability	48% (11/23)
Employ'm't	25% (2/8)
Medication Adherence	13% (2/15)
Cultural Stress	0% (0/5)
Danger to Self	83% (5/6)
Danger to Others	57% (4/7)
Self-Injurious Behavior	50% (2/4)
Grave Disability	27% (3/11)
Criminal Behavior	67% (12/18)
Exploitation	25% (2/8)



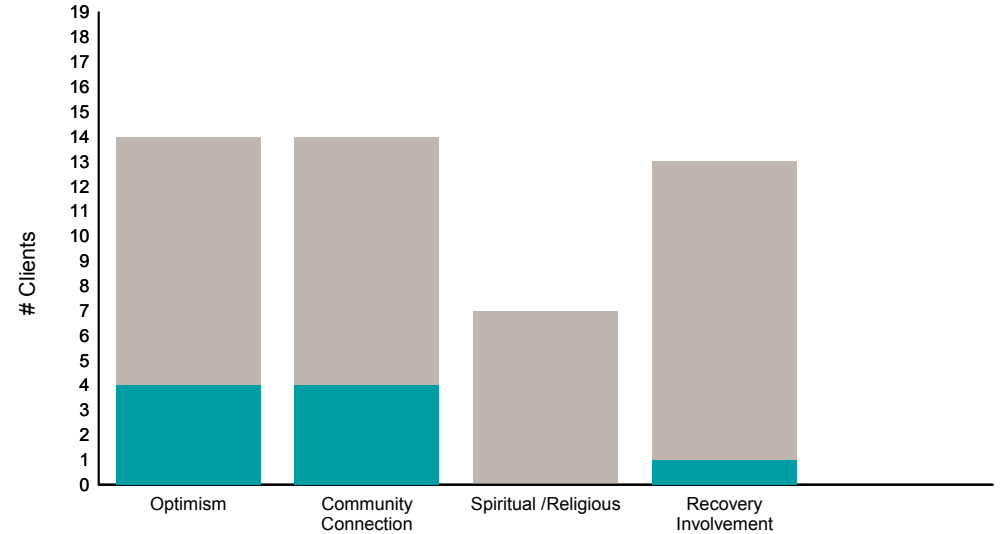
This report looks at current ANSAs to see how many clients improved on items rated 2 or 3 from the prior ANSA.

Num of episodes w/ min. 2 ANSAs: 19 Average days between ANSAs: 133.6 % clients improved on min. 30% of actionable items: **47% (= 9/19)**

Behavioral Health Domain

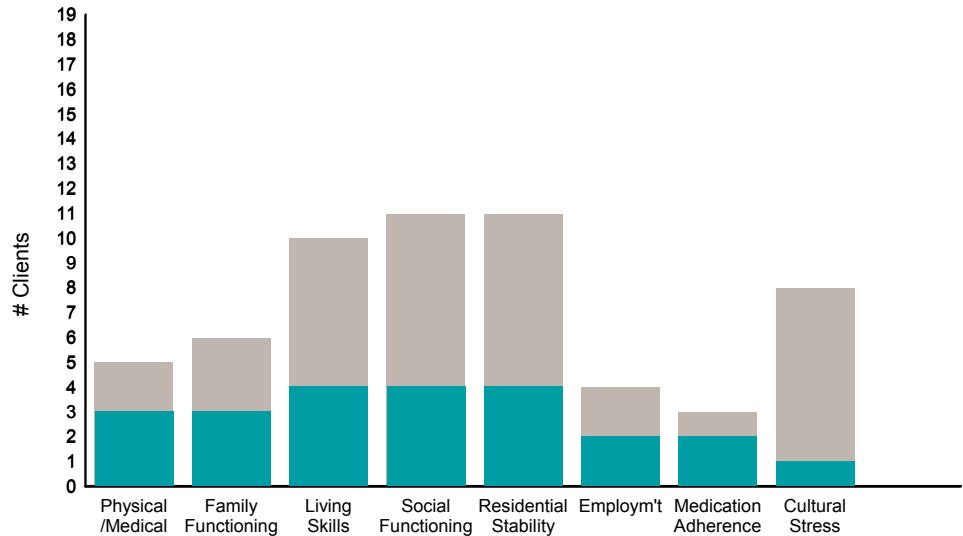


Strengths

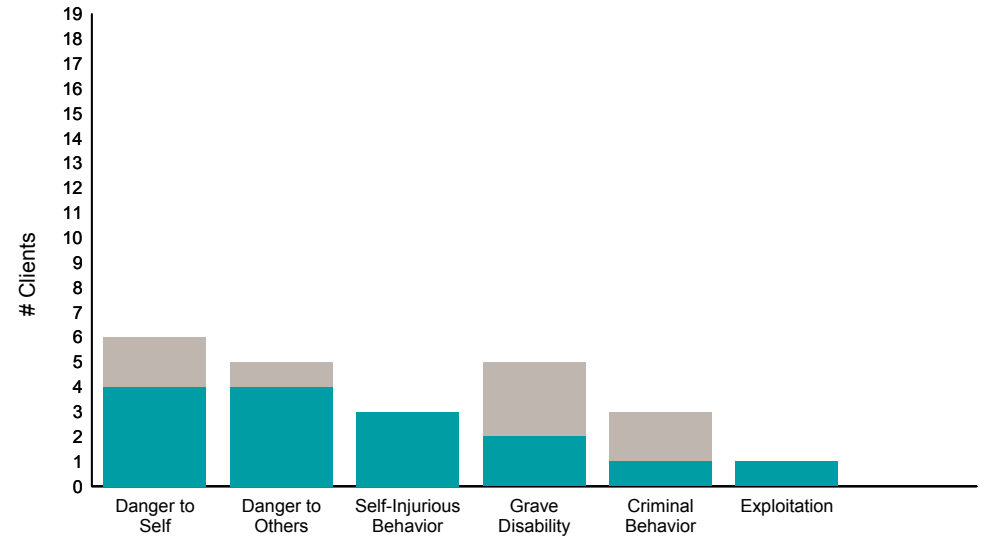


Item	% improvement
Psychosis	36% (5/14)
Depression	86% (6/7)
Anxiety	50% (4/8)
Adjustment to Trauma	50% (2/4)
Impulse Control	43% (3/7)
Interpersonal Problems	0% (0/2)
Substance Use	36% (4/11)
Optimism	29% (4/14)
Community Connection	29% (4/14)
Spiritual /Religious	0% (0/7)
Recovery Involvement	8% (1/13)

Life Domain Functioning



Risk Behaviors



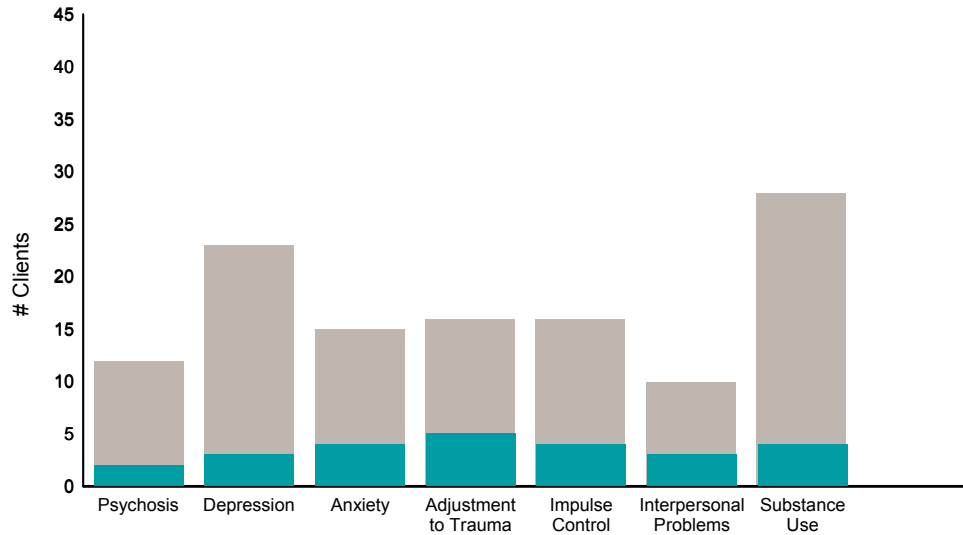
Item	% improvement
Physical /Medical	60% (3/5)
Family Functioning	50% (3/6)
Living Skills	40% (4/10)
Social Functioning	36% (4/11)
Residential Stability	36% (4/11)
Employ'm't	50% (2/4)
Medication Adherence	67% (2/3)
Cultural Stress	13% (1/8)
Danger to Self	67% (4/6)
Danger to Others	80% (4/5)
Self-Injurious Behavior	100% (3/3)
Grave Disability	40% (2/5)
Criminal Behavior	33% (1/3)
Exploitation	100% (1/1)

■ Didn't Improve
■ Improved

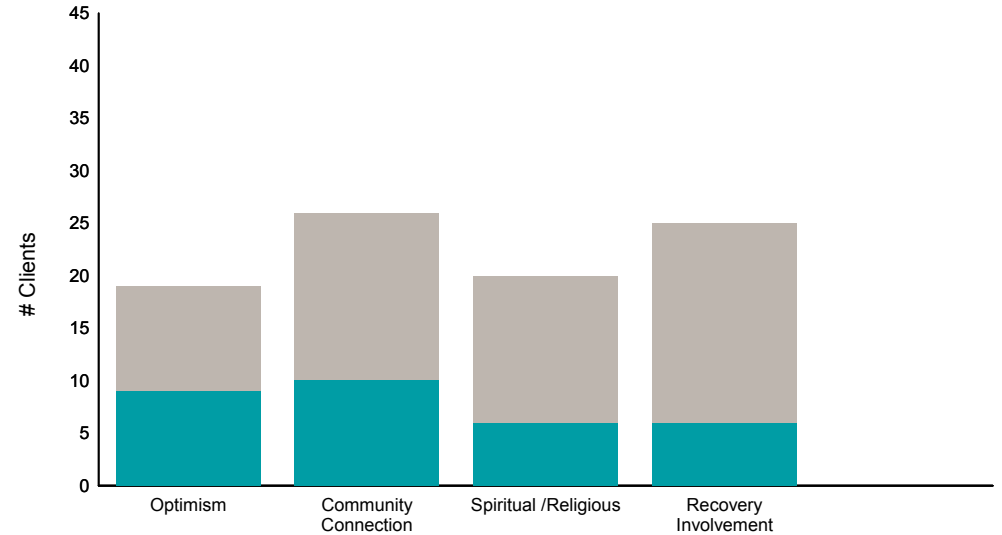
This report looks at current ANSAs to see how many clients improved on items rated 2 or 3 from the prior ANSA.

Num of episodes w/ min. 2 ANSAs: 42 Average days between ANSAs: 359.5 % clients improved on min. 30% of actionable items: **43% (= 18/42)**

Behavioral Health Domain

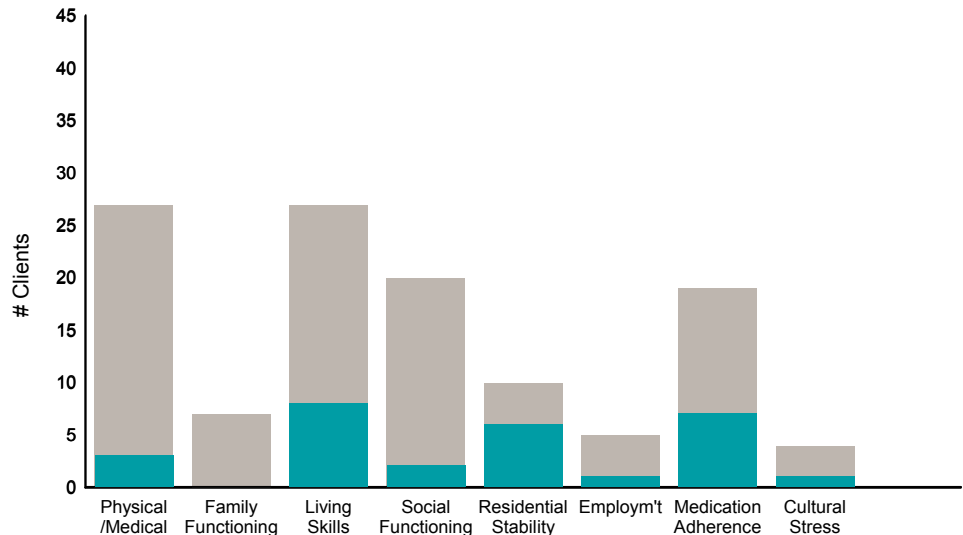


Strengths

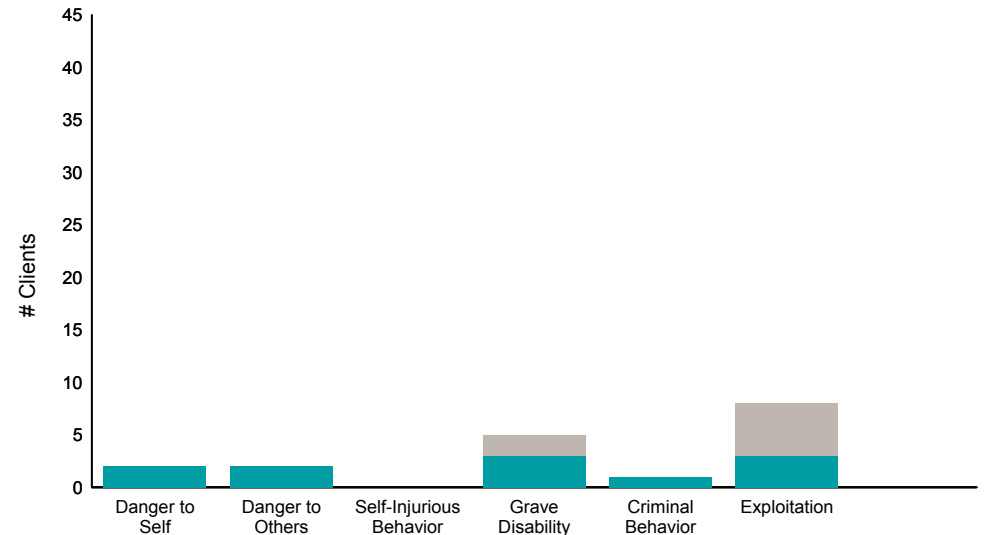


Item	% improvement
Psychosis	17% (2/12)
Depression	13% (3/23)
Anxiety	27% (4/15)
Adjustment to Trauma	31% (5/16)
Impulse Control	25% (4/16)
Interpersonal Problems	30% (3/10)
Substance Use	14% (4/28)
Optimism	47% (9/19)
Community Connection	38% (10/26)
Spiritual /Religious	30% (6/20)
Recovery Involvement	24% (6/25)

Life Domain Functioning



Risk Behaviors



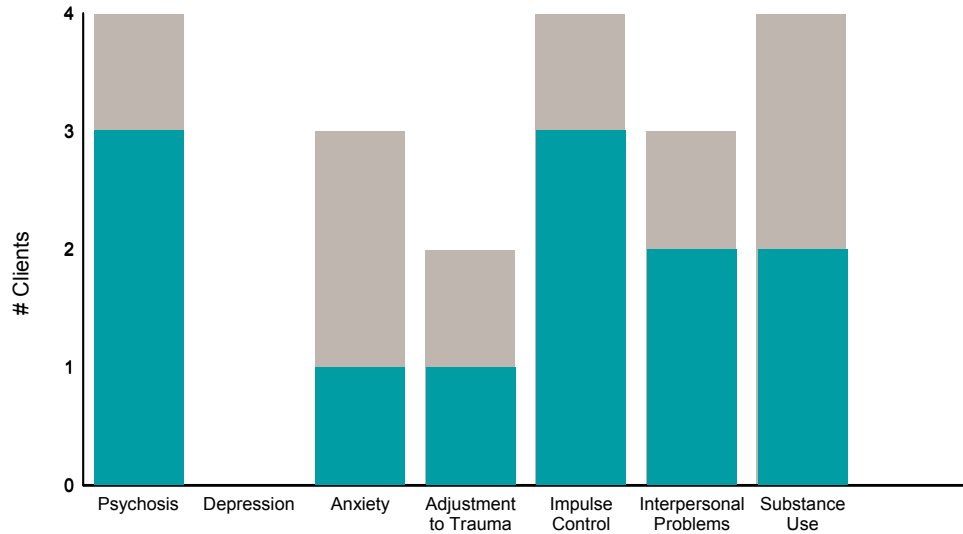
Item	% improvement
Physical /Medical	11% (3/27)
Family Functioning	0% (0/7)
Living Skills	30% (8/27)
Social Functioning	10% (2/20)
Residential Stability	60% (6/10)
Employ'm't	20% (1/5)
Medication Adherence	37% (7/19)
Cultural Stress	25% (1/4)
Danger to Self	100% (2/2)
Danger to Others	100% (2/2)
Self-Injurious Behavior	0% (0/0)
Grave Disability	60% (3/5)
Criminal Behavior	100% (1/1)
Exploitation	38% (3/8)

■ Didn't Improve
■ Improved

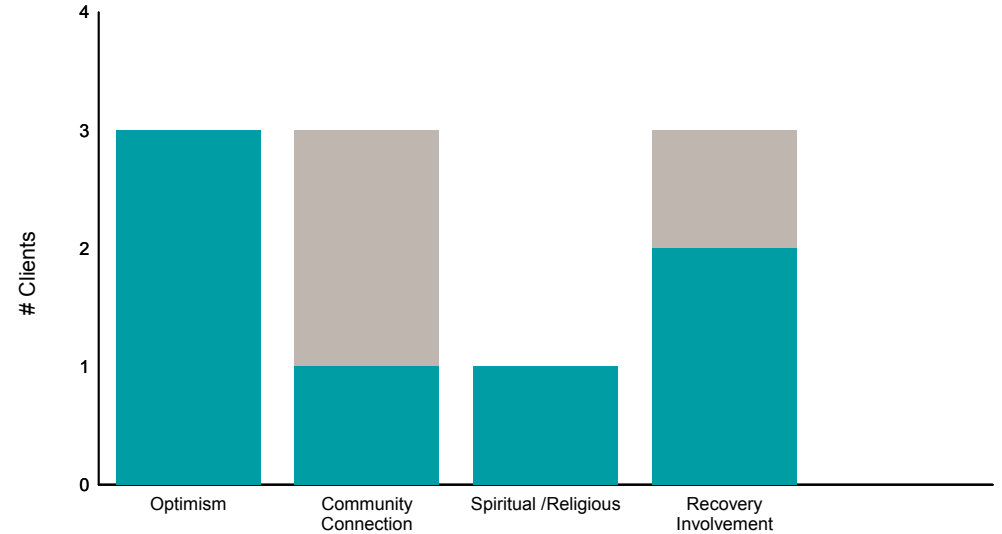
This report looks at current ANSAs to see how many clients improved on items rated 2 or 3 from the prior ANSA.

Num of episodes w/ min. 2 ANSAs: 4 Average days between ANSAs: 195.5 % clients improved on min. 30% of actionable items: **100% (= 4/4)**

Behavioral Health Domain

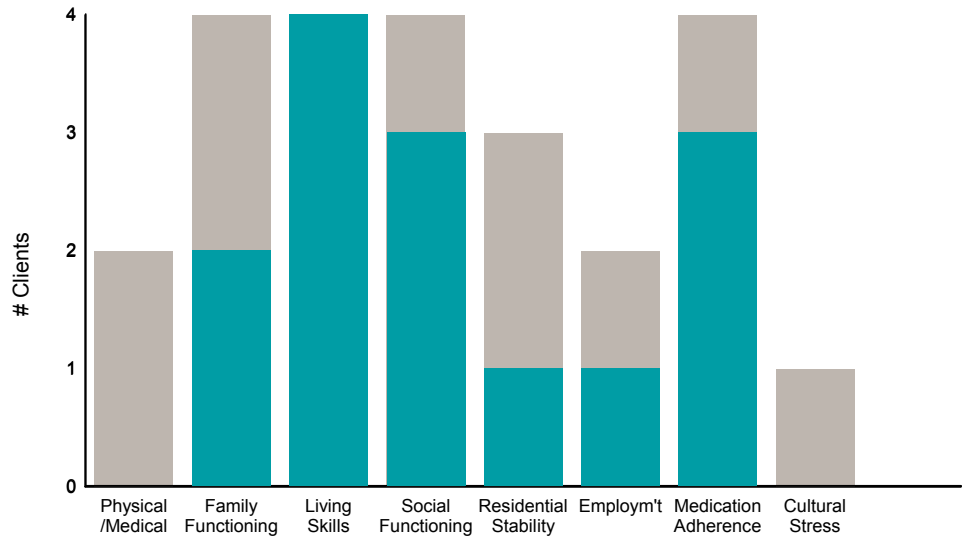


Strengths

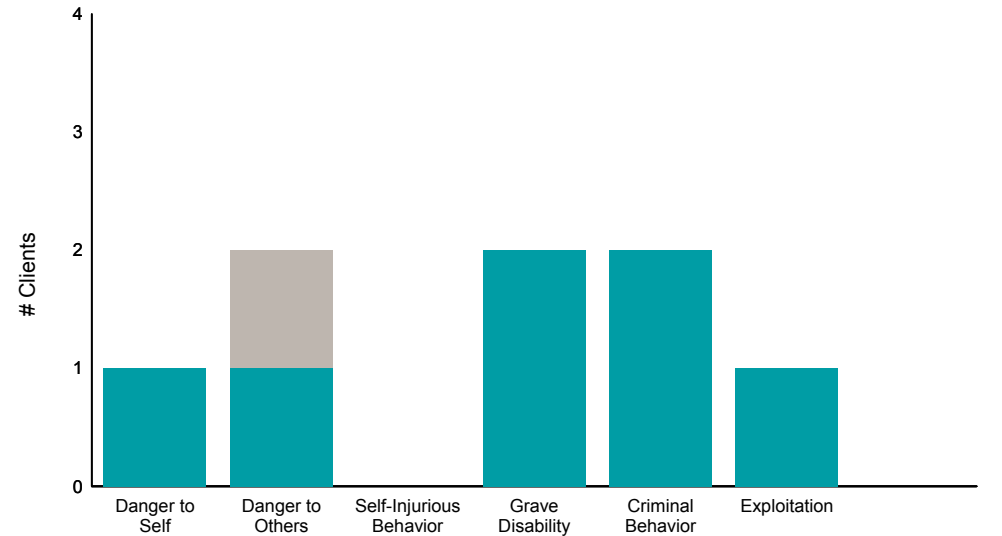


Item	Improved	Didn't Improve	% improvement
Psychosis	3/4	1/0	75%
Depression	0/0	0/0	0%
Anxiety	1/3	2/0	33%
Adjustment to Trauma	1/2	1/0	50%
Impulse Control	3/4	1/0	75%
Interpersonal Problems	2/3	1/0	67%
Substance Use	2/4	2/0	50%

Life Domain Functioning



Risk Behaviors



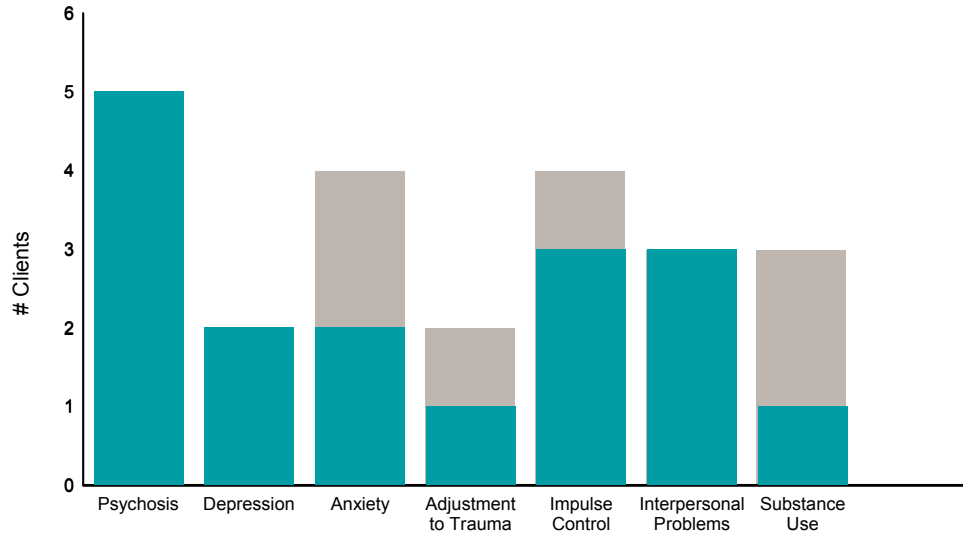
Item	Improved	Didn't Improve	% improvement
Physical /Medical	0/2	2/0	0%
Family Functioning	2/4	2/0	50%
Living Skills	4/4	0/0	100%
Social Functioning	3/4	1/0	75%
Residential Stability	1/3	2/0	33%
Employ'm't	1/2	1/0	50%
Medication Adherence	3/4	1/0	75%
Cultural Stress	0/1	1/0	0%

Didn't Improve
 Improved

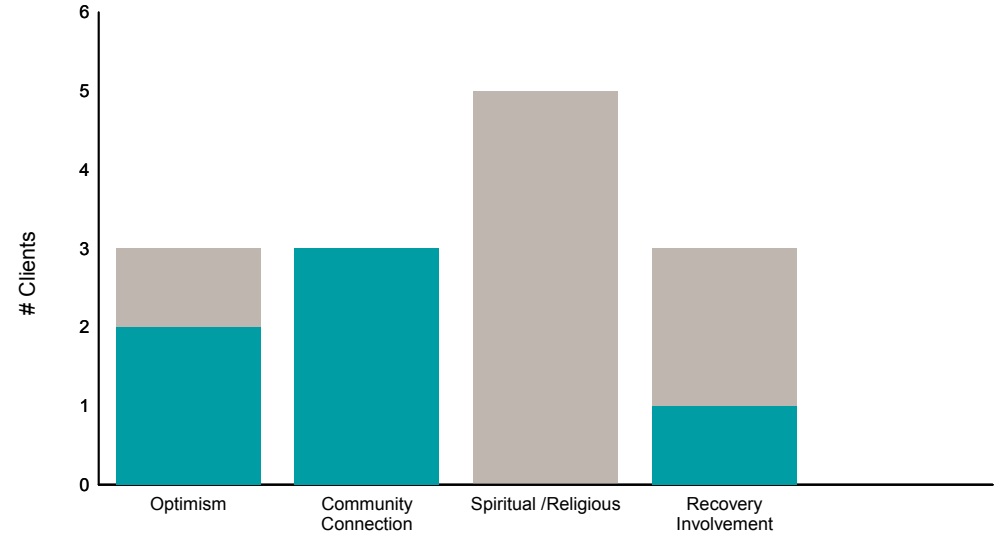
This report looks at current ANSAs to see how many clients improved on items rated 2 or 3 from the prior ANSA.

Num of episodes w/ min. 2 ANSAs: 6 Average days between ANSAs: 163.0 % clients improved on min. 30% of actionable items: 100% (= 6/6)

Behavioral Health Domain

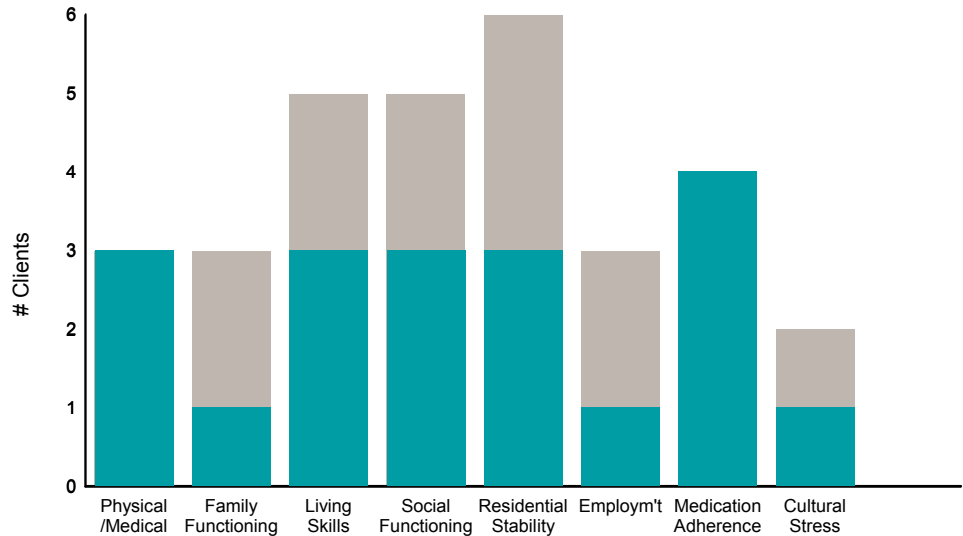


Strengths

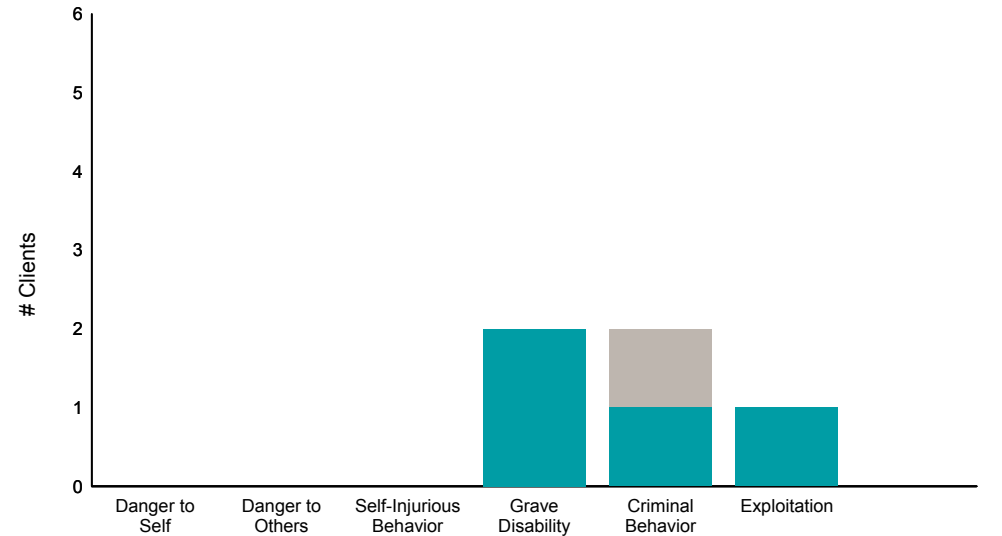


Item	Improved	Didn't Improve	% improvement
Psychosis	5/5	0/0	100%
Depression	2/2	0/0	100%
Anxiety	2/4	2/4	50%
Adjustment to Trauma	1/2	1/2	50%
Impulse Control	3/4	1/4	75%
Interpersonal Problems	3/3	0/0	100%
Substance Use	1/3	2/3	33%

Life Domain Functioning



Risk Behaviors



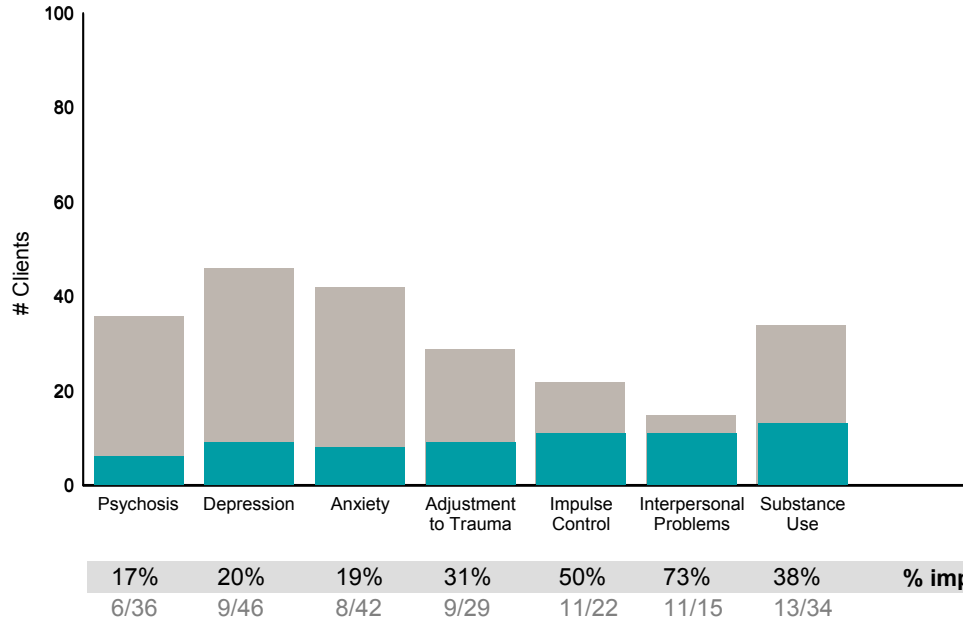
Item	Improved	Didn't Improve	% improvement
Physical /Medical	3/3	0/0	100%
Family Functioning	1/3	2/3	33%
Living Skills	3/5	2/5	60%
Social Functioning	3/5	2/5	60%
Residential Stability	3/6	3/6	50%
Employm't	1/3	2/3	33%
Medication Adherence	4/4	0/0	100%
Cultural Stress	1/2	1/2	50%

Didn't Improve
 Improved

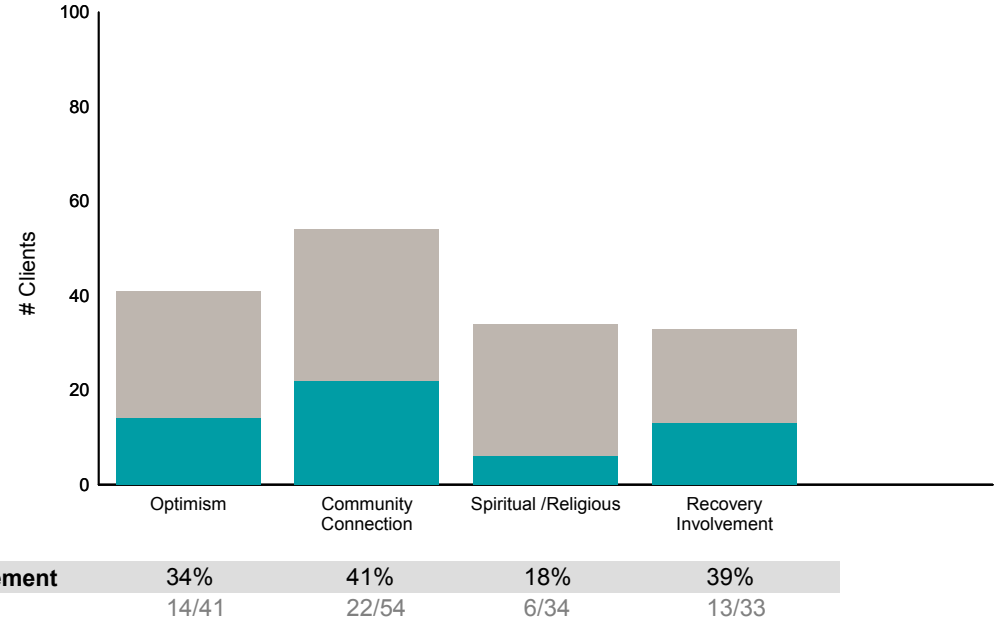
This report looks at current ANSAs to see how many clients improved on items rated 2 or 3 from the prior ANSA.

Num of episodes w/ min. 2 ANSAs: 87 Average days between ANSAs: 348.4 % clients improved on min. 30% of actionable items: **55% (= 48/87)**

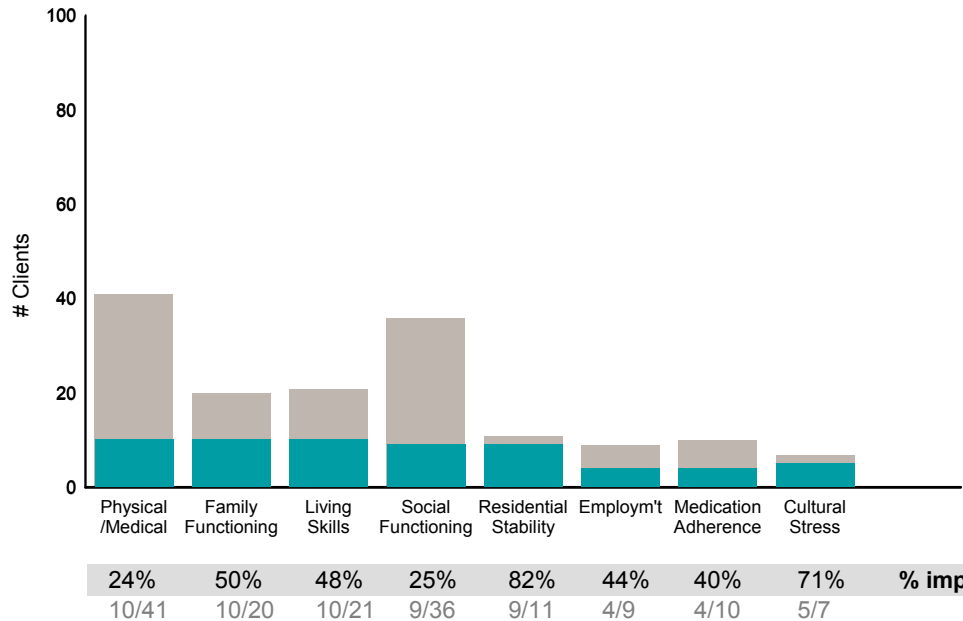
Behavioral Health Domain



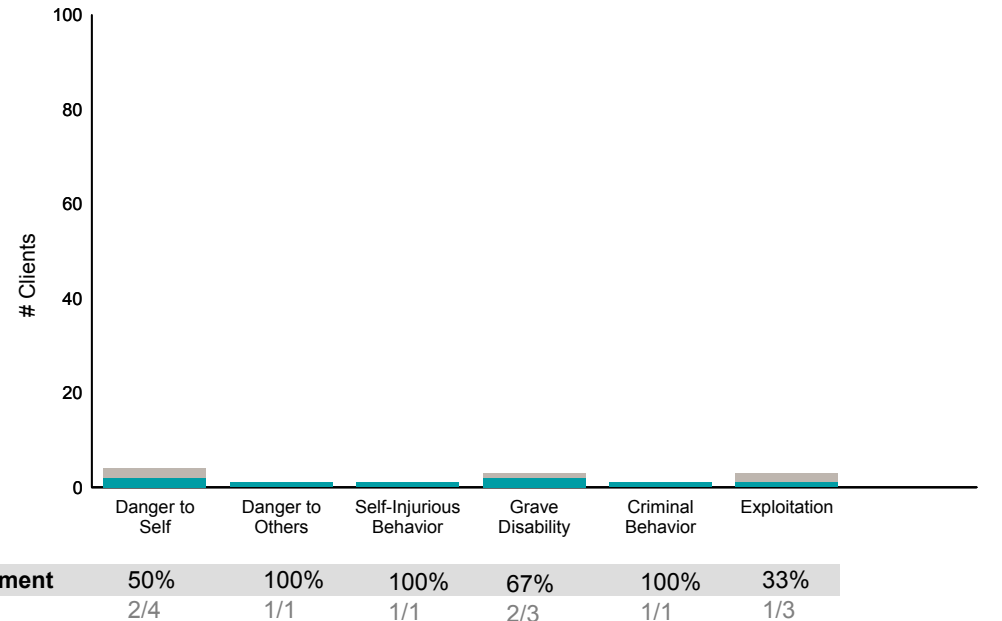
Strengths

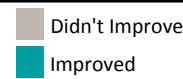


Life Domain Functioning



Risk Behaviors

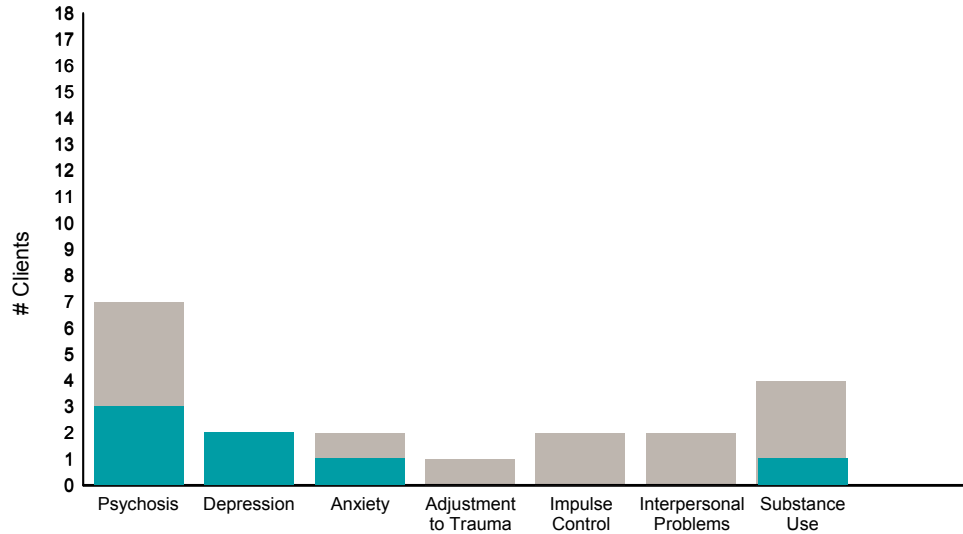




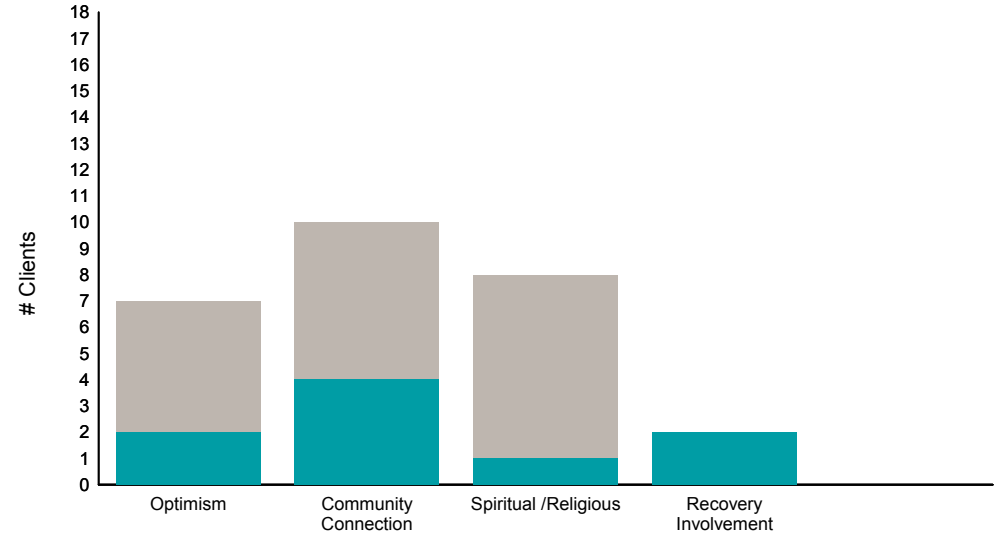
This report looks at current ANSAs to see how many clients improved on items rated 2 or 3 from the prior ANSA.

Num of episodes w/ min. 2 ANSAs: 18 Average days between ANSAs: 365.3 % clients improved on min. 30% of actionable items: **50% (= 9/18)**

Behavioral Health Domain

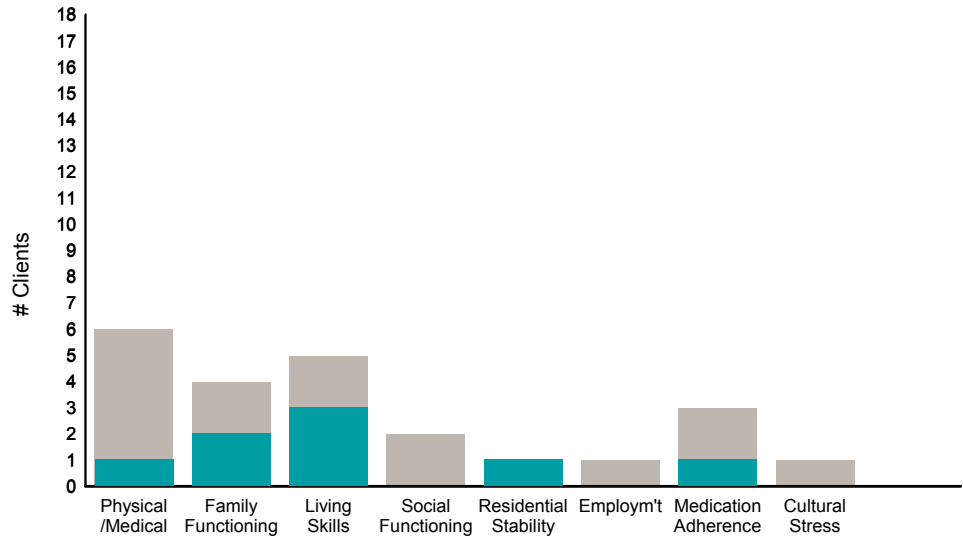


Strengths



Item	% improvement
Psychosis	43% (3/7)
Depression	100% (2/2)
Anxiety	50% (1/2)
Adjustment to Trauma	0% (0/1)
Impulse Control	0% (0/2)
Interpersonal Problems	0% (0/2)
Substance Use	25% (1/4)
Optimism	29% (2/7)
Community Connection	40% (4/10)
Spiritual /Religious	13% (1/8)
Recovery Involvement	100% (2/2)

Life Domain Functioning



Risk Behaviors



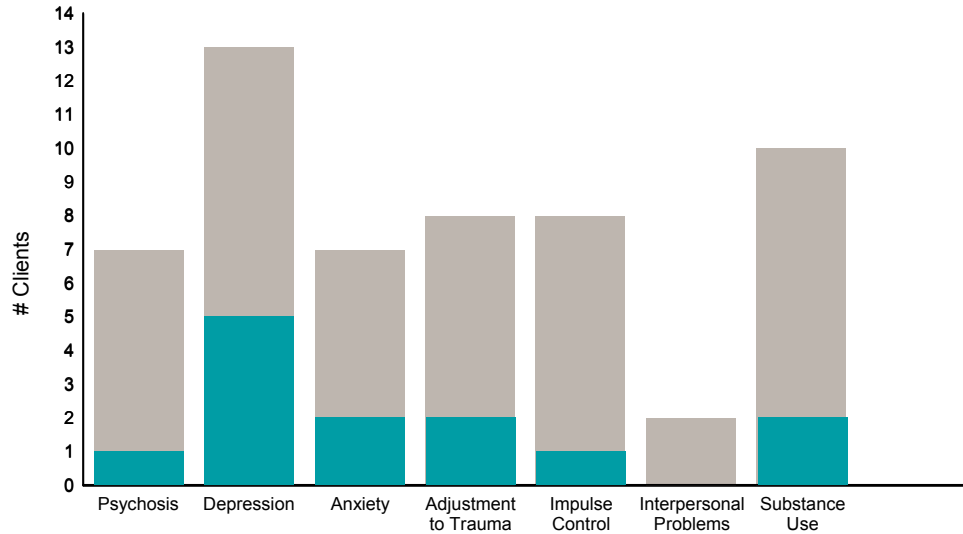
Item	% improvement
Physical /Medical	17% (1/6)
Family Functioning	50% (2/4)
Living Skills	60% (3/5)
Social Functioning	0% (0/2)
Residential Stability	100% (1/1)
Employ'm't	0% (0/1)
Medication Adherence	33% (1/3)
Cultural Stress	0% (0/1)
Danger to Self	100% (2/2)
Danger to Others	0% (0/0)
Self-Injurious Behavior	0% (0/0)
Grave Disability	0% (0/0)
Criminal Behavior	0% (0/0)
Exploitation	0% (0/0)

■ Didn't Improve
■ Improved

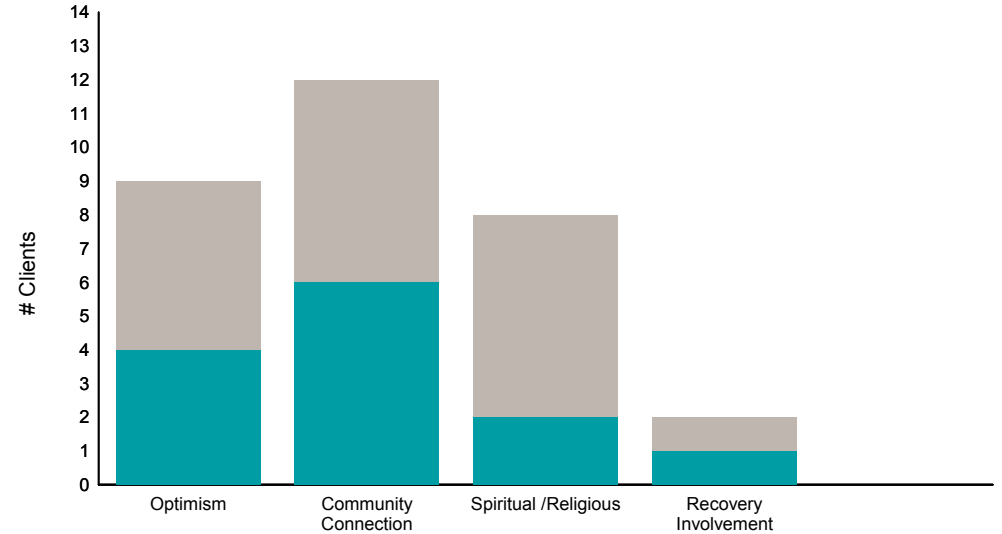
This report looks at current ANSAs to see how many clients improved on items rated 2 or 3 from the prior ANSA.

Num of episodes w/ min. 2 ANSAs: 14 Average days between ANSAs: 55.5 % clients improved on min. 30% of actionable items: **43% (= 6/14)**

Behavioral Health Domain

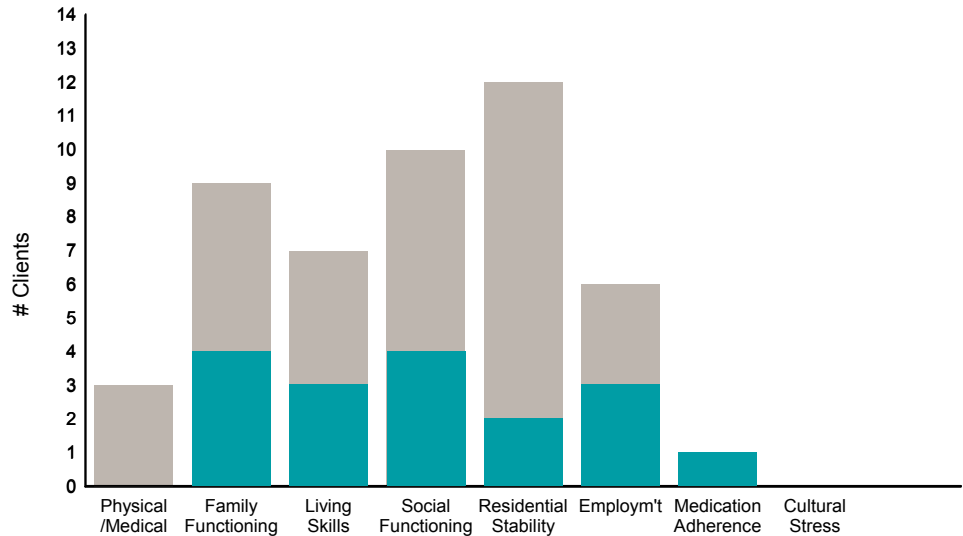


Strengths

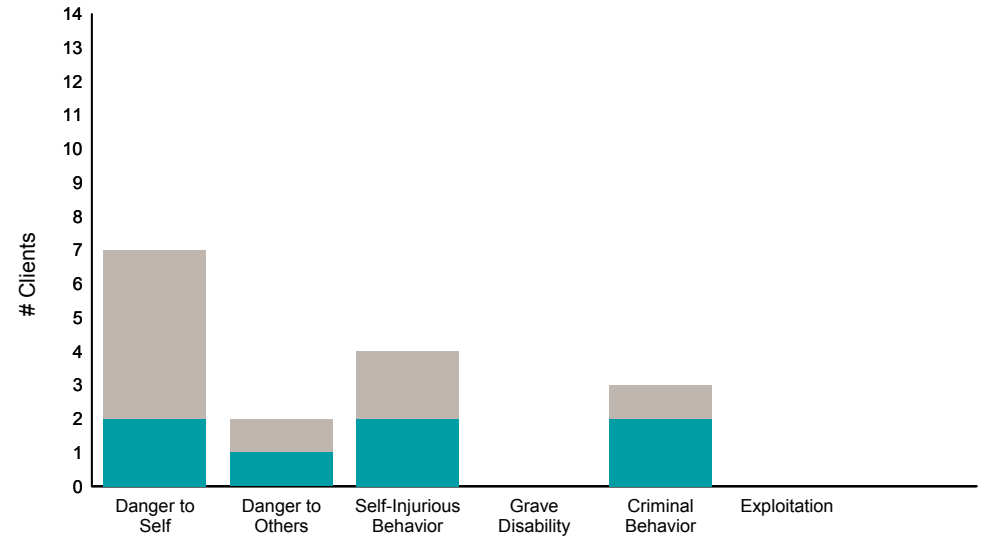


Item	% improvement
Psychosis	14% (1/7)
Depression	38% (5/13)
Anxiety	29% (2/7)
Adjustment to Trauma	25% (2/8)
Impulse Control	13% (1/8)
Interpersonal Problems	0% (0/2)
Substance Use	20% (2/10)
Optimism	44% (4/9)
Community Connection	50% (6/12)
Spiritual /Religious	25% (2/8)
Recovery Involvement	50% (1/2)

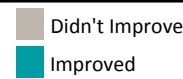
Life Domain Functioning



Risk Behaviors



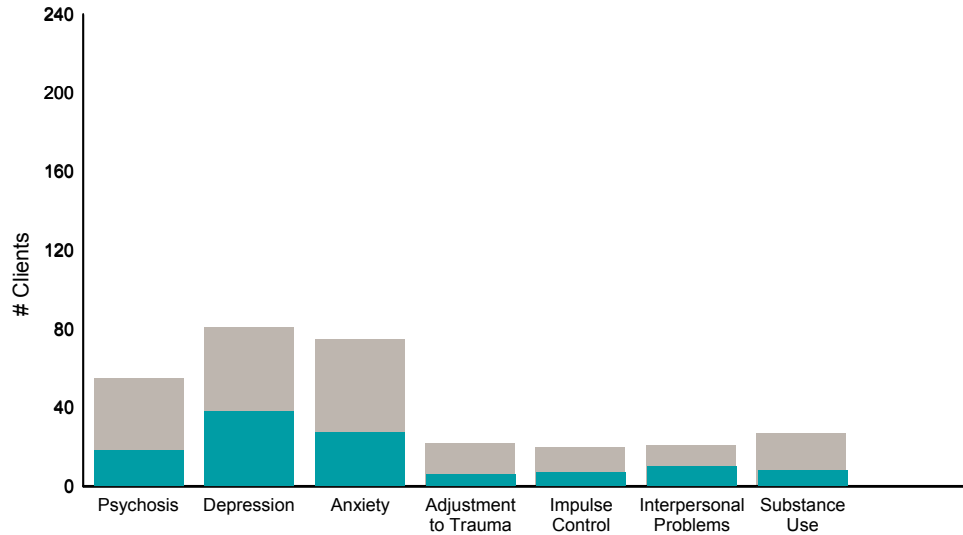
Item	% improvement
Physical /Medical	0% (0/3)
Family Functioning	44% (4/9)
Living Skills	43% (3/7)
Social Functioning	40% (4/10)
Residential Stability	17% (2/12)
Employ'm't	50% (3/6)
Medication Adherence	100% (1/1)
Cultural Stress	0% (0/0)
Danger to Self	29% (2/7)
Danger to Others	50% (1/2)
Self-Injurious Behavior	50% (2/4)
Grave Disability	0% (0/0)
Criminal Behavior	67% (2/3)
Exploitation	0% (0/0)



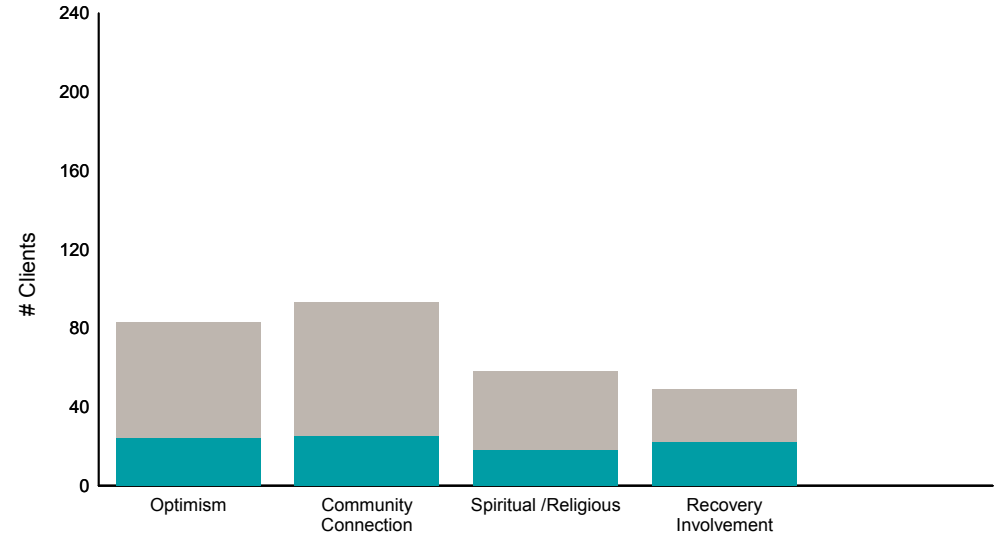
This report looks at current ANSAs to see how many clients improved on items rated 2 or 3 from the prior ANSA.

Num of episodes w/ min. 2 ANSAs: 238 Average days between ANSAs: 313.6 % clients improved on min. 30% of actionable items: **51% (= 98/192)**

Behavioral Health Domain

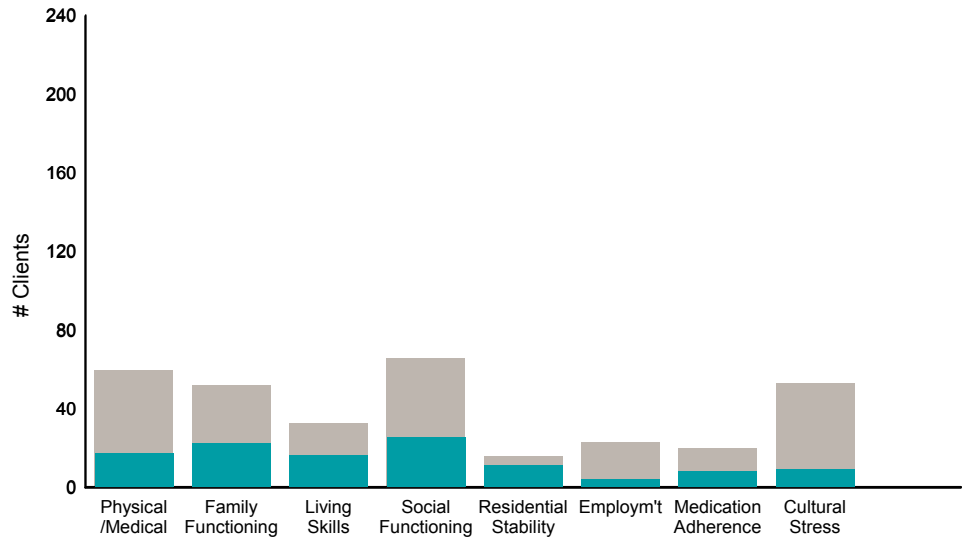


Strengths

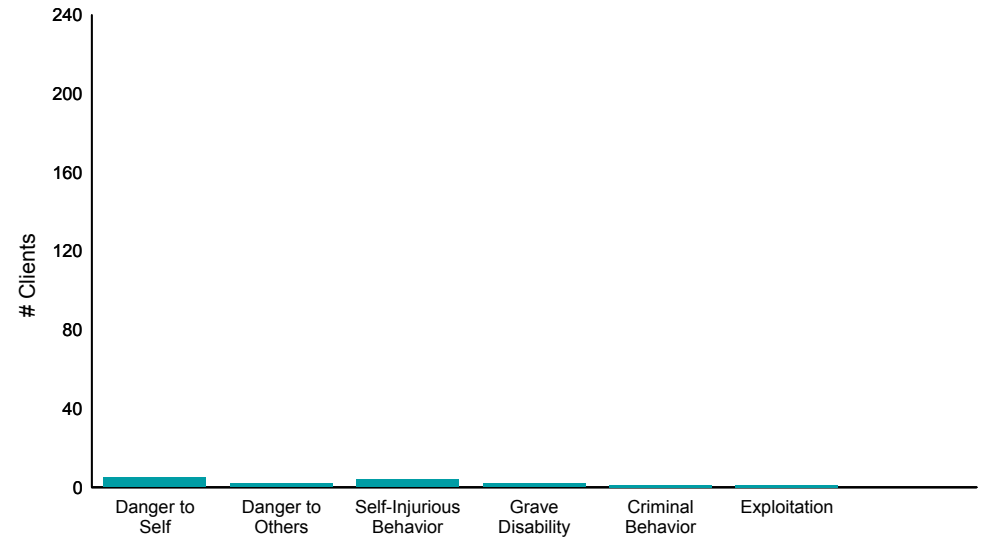


Item	% improvement
Psychosis	33% (18/55)
Depression	47% (38/81)
Anxiety	36% (27/75)
Adjustment to Trauma	27% (6/22)
Impulse Control	35% (7/20)
Interpersonal Problems	48% (10/21)
Substance Use	30% (8/27)
Optimism	29% (24/83)
Community Connection	27% (25/93)
Spiritual /Religious	31% (18/58)
Recovery Involvement	45% (22/49)

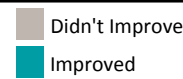
Life Domain Functioning



Risk Behaviors



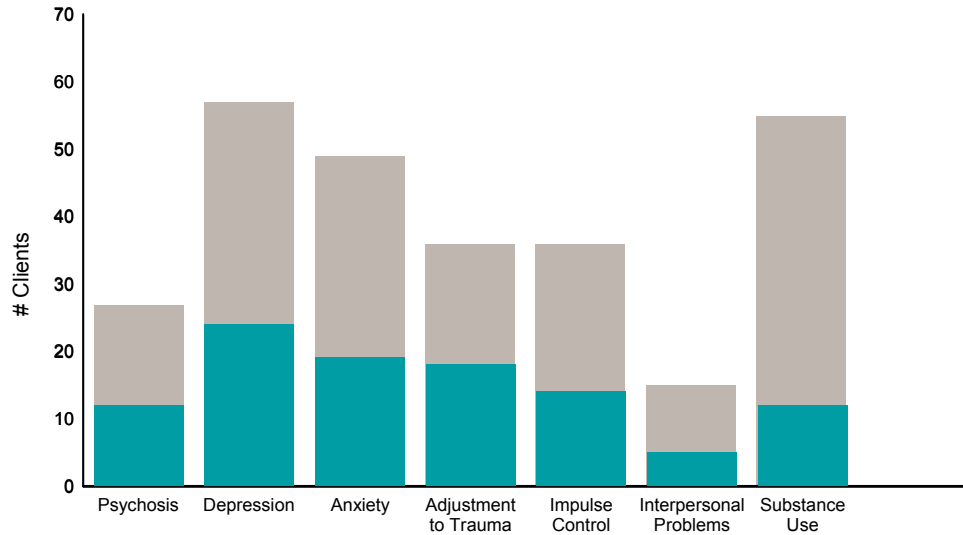
Item	% improvement
Physical /Medical	28% (17/60)
Family Functioning	42% (22/52)
Living Skills	48% (16/33)
Social Functioning	38% (25/66)
Residential Stability	69% (11/16)
Employ'm't	17% (4/23)
Medication Adherence	40% (8/20)
Cultural Stress	17% (9/53)
Danger to Self	100% (5/5)
Danger to Others	100% (2/2)
Self-Injurious Behavior	100% (4/4)
Grave Disability	100% (2/2)
Criminal Behavior	100% (1/1)
Exploitation	100% (1/1)



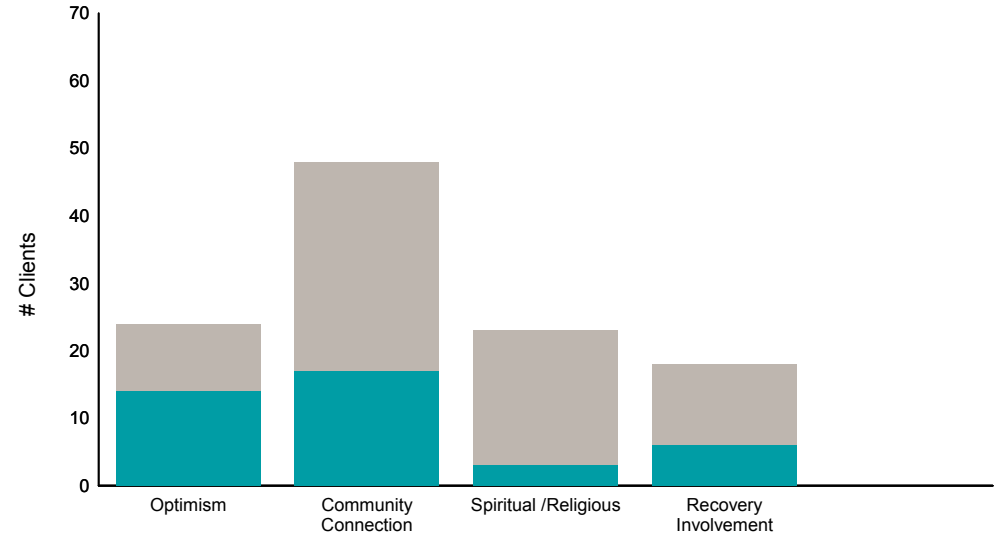
This report looks at current ANSAs to see how many clients improved on items rated 2 or 3 from the prior ANSA.

Num of episodes w/ min. 2 ANSAs: 61 Average days between ANSAs: 32.2 % clients improved on min. 30% of actionable items: **54% (= 33/61)**

Behavioral Health Domain

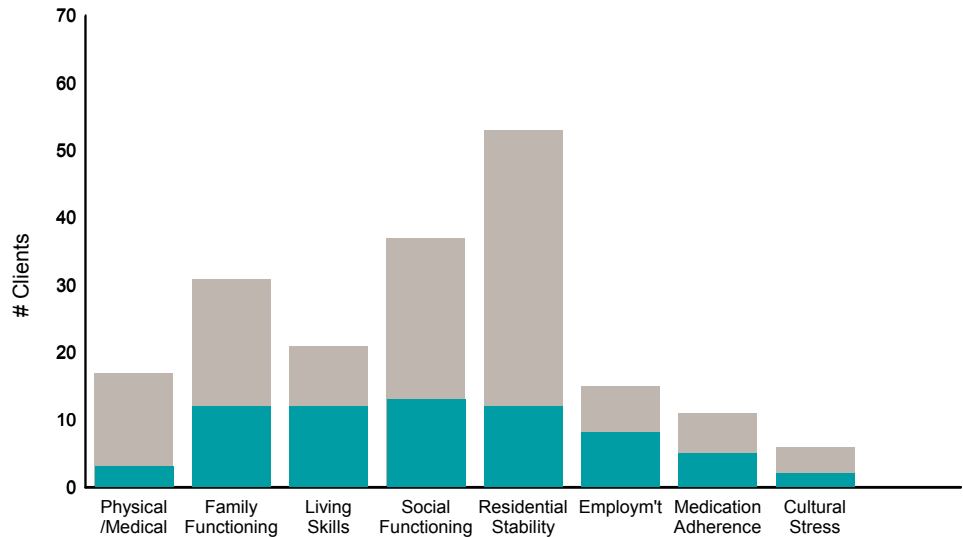


Strengths

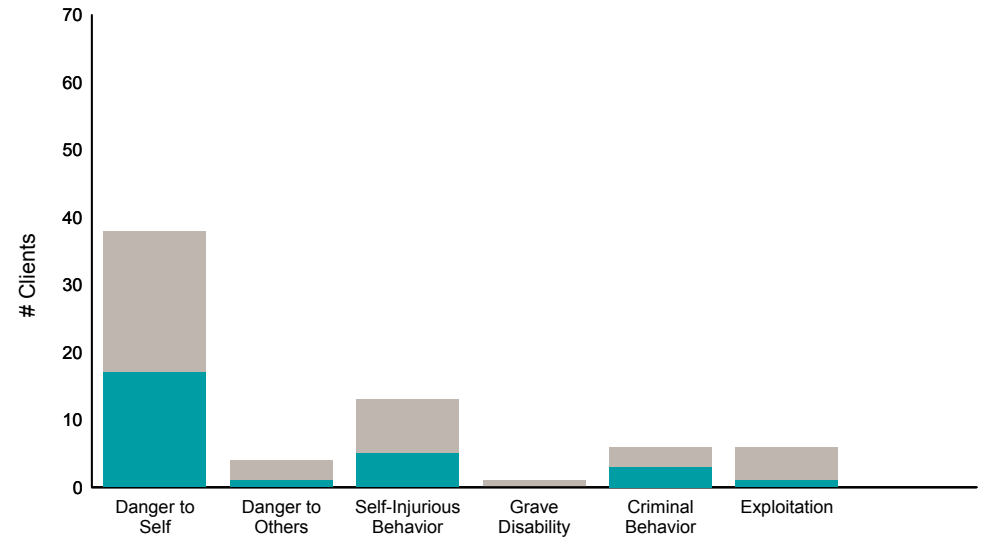


Item	% improvement
Psychosis	44% (12/27)
Depression	42% (24/57)
Anxiety	39% (19/49)
Adjustment to Trauma	50% (18/36)
Impulse Control	39% (14/36)
Interpersonal Problems	33% (5/15)
Substance Use	22% (12/55)
Optimism	58% (14/24)
Community Connection	35% (17/48)
Spiritual /Religious	13% (3/23)
Recovery Involvement	33% (6/18)

Life Domain Functioning



Risk Behaviors



Item	% improvement
Physical /Medical	18% (3/17)
Family Functioning	39% (12/31)
Living Skills	57% (12/21)
Social Functioning	35% (13/37)
Residential Stability	23% (12/53)
Employ'm't	53% (8/15)
Medication Adherence	45% (5/11)
Cultural Stress	33% (2/6)
Danger to Self	45% (17/38)
Danger to Others	25% (1/4)
Self-Injurious Behavior	38% (5/13)
Grave Disability	0% (0/1)
Criminal Behavior	50% (3/6)
Exploitation	17% (1/6)

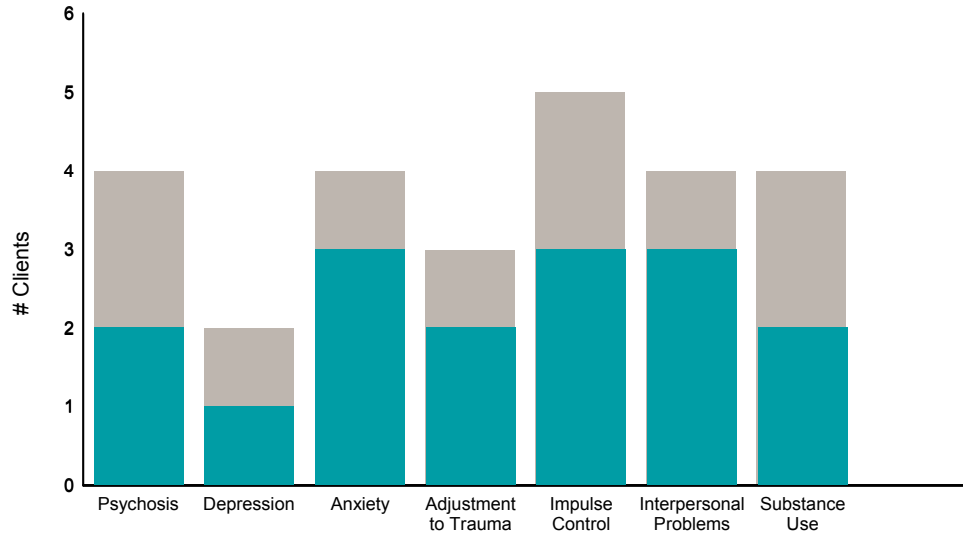
Dorine Loso House Resid and Day Tx (38GH1, 38GH2, EPISODE)

■ Didn't Improve
■ Improved

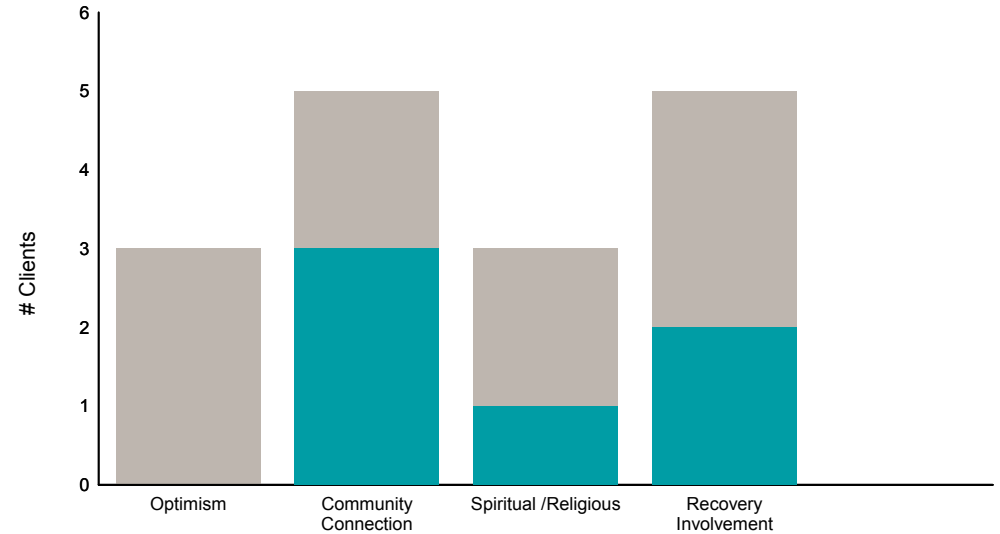
This report looks at current ANSAs to see how many clients improved on items rated 2 or 3 from the prior ANSA.

Num of episodes w/ min. 2 ANSAs: 6 Average days between ANSAs: 130.2 % clients improved on min. 30% of actionable items: **67% (= 4/6)**

Behavioral Health Domain

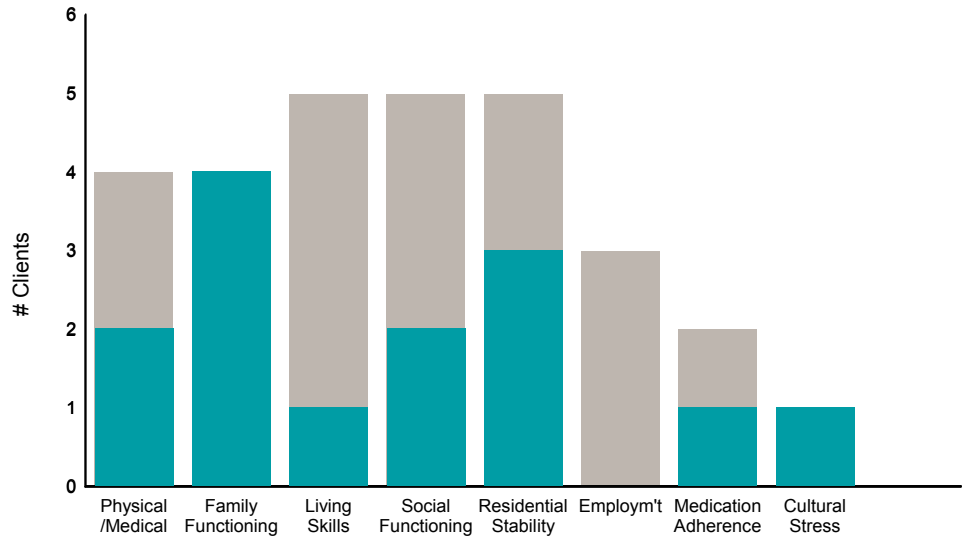


Strengths

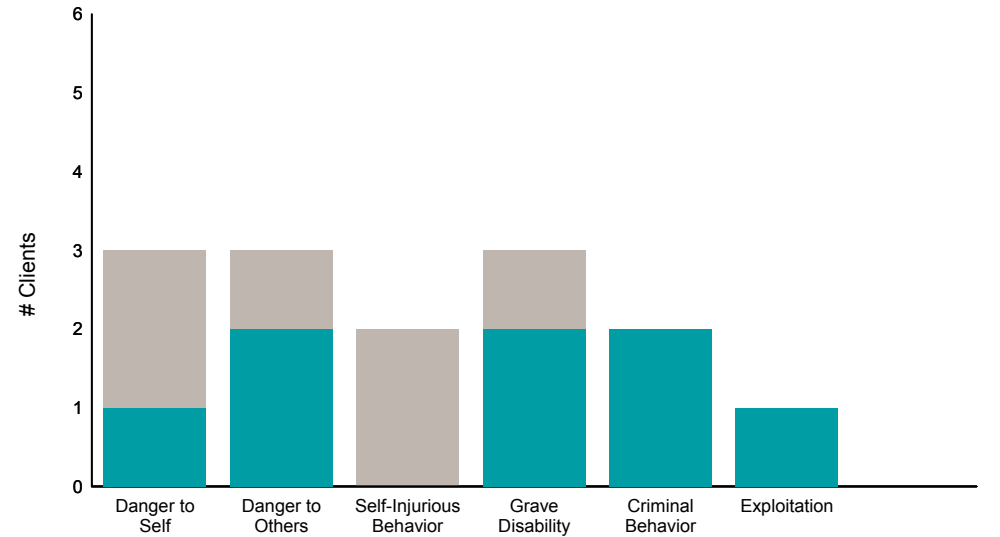


Item	% improvement
Psychosis	50% (2/4)
Depression	50% (1/2)
Anxiety	75% (3/4)
Adjustment to Trauma	67% (2/3)
Impulse Control	60% (3/5)
Interpersonal Problems	75% (3/4)
Substance Use	50% (2/4)
Optimism	0% (0/3)
Community Connection	60% (3/5)
Spiritual /Religious	33% (1/3)
Recovery Involvement	40% (2/5)

Life Domain Functioning



Risk Behaviors



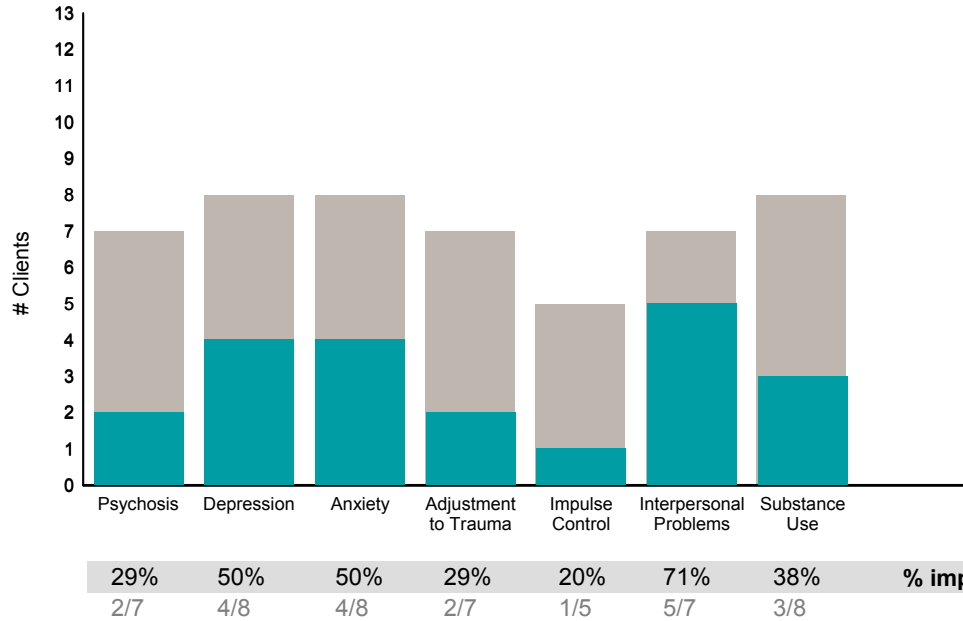
Item	% improvement
Physical /Medical	50% (2/4)
Family Functioning	100% (4/4)
Living Skills	20% (1/5)
Social Functioning	40% (2/5)
Residential Stability	60% (3/5)
Employm't	0% (0/3)
Medication Adherence	50% (1/2)
Cultural Stress	100% (1/1)
Danger to Self	33% (1/3)
Danger to Others	67% (2/3)
Self-Injurious Behavior	0% (0/2)
Grave Disability	67% (2/3)
Criminal Behavior	100% (2/2)
Exploitation	100% (1/1)

Didn't Improve
 Improved

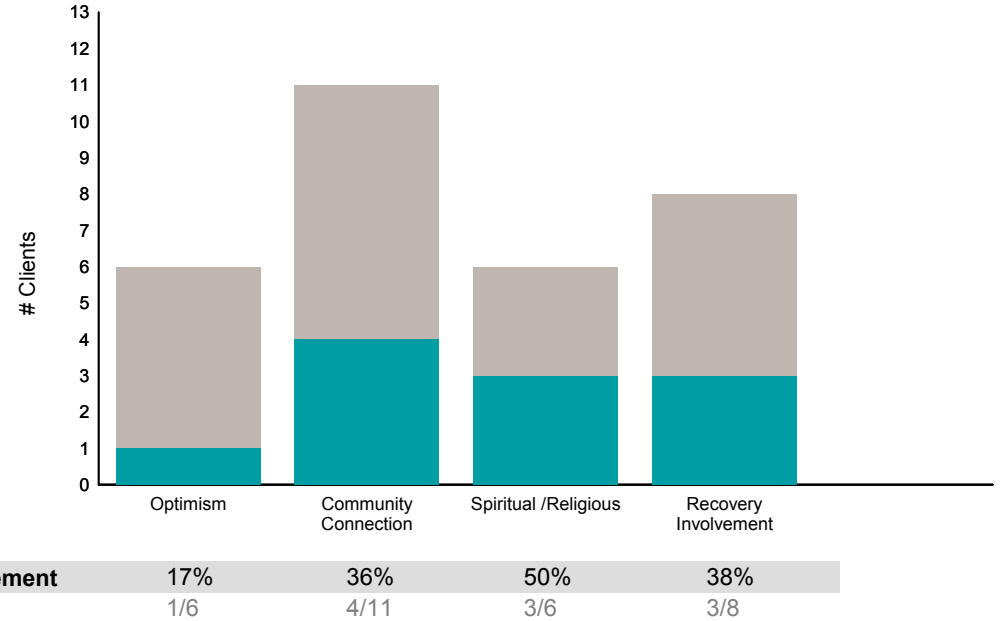
This report looks at current ANSAs to see how many clients improved on items rated 2 or 3 from the prior ANSA.

Num of episodes w/ min. 2 ANSAs: 13 Average days between ANSAs: 312.0 % clients improved on min. 30% of actionable items: **54% (= 7/13)**

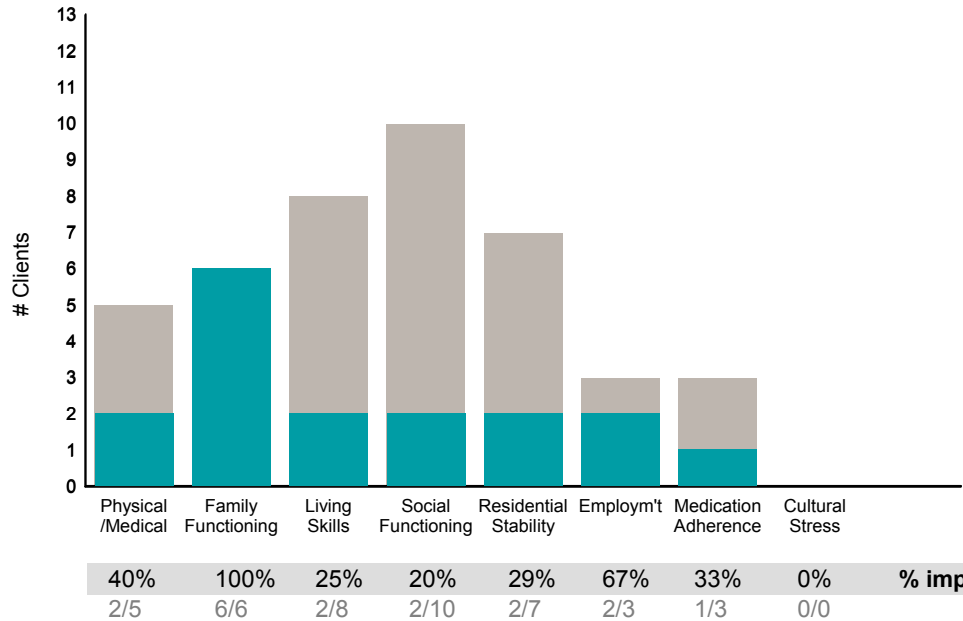
Behavioral Health Domain



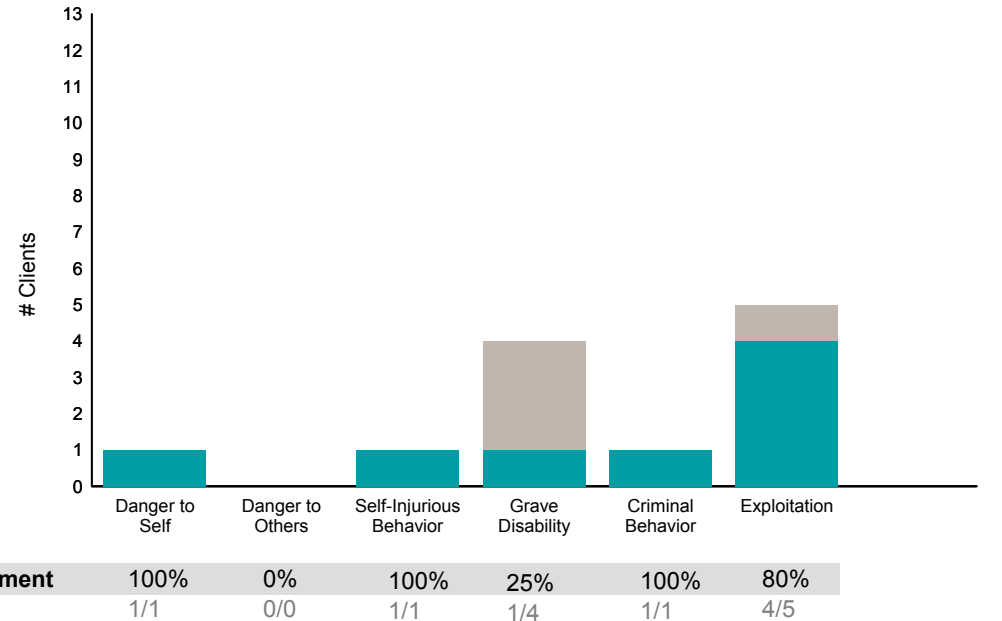
Strengths



Life Domain Functioning



Risk Behaviors

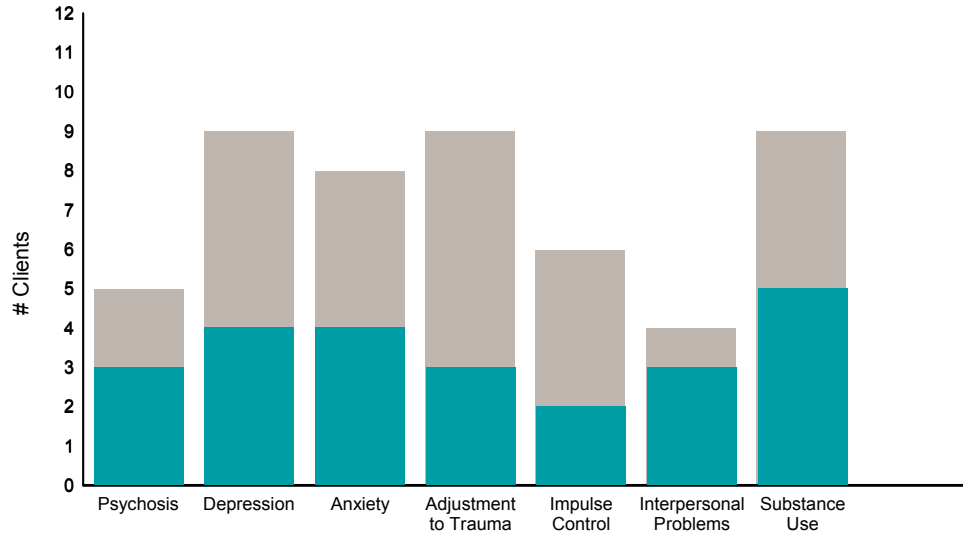


Didn't Improve
 Improved

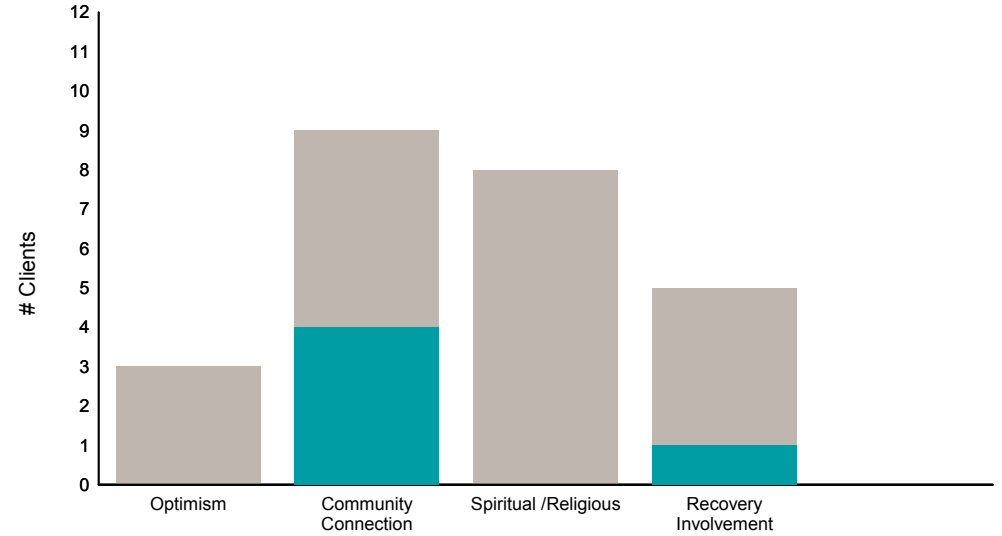
This report looks at current ANSAs to see how many clients improved on items rated 2 or 3 from the prior ANSA.

Num of episodes w/ min. 2 ANSAs: 12 Average days between ANSAs: 314.1 % clients improved on min. 30% of actionable items: **75% (= 9/12)**

Behavioral Health Domain

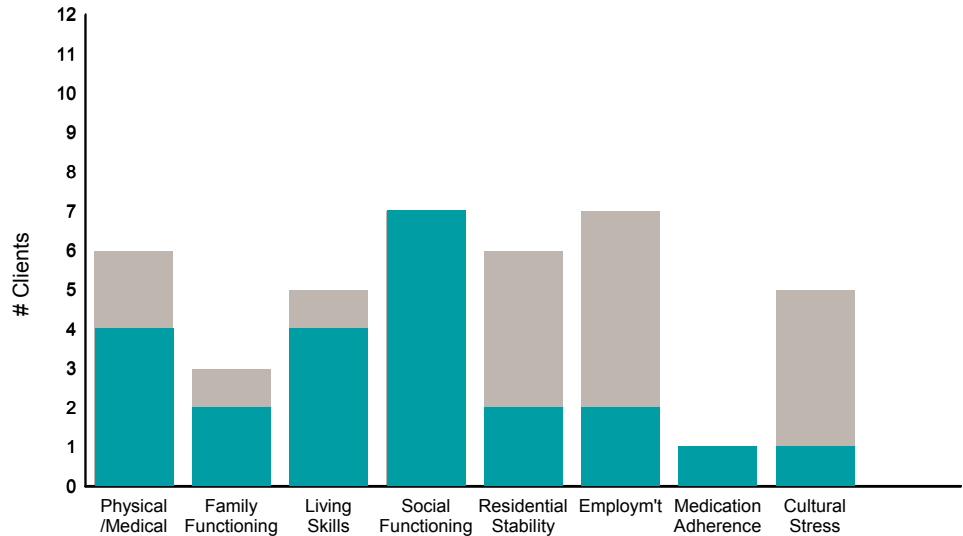


Strengths

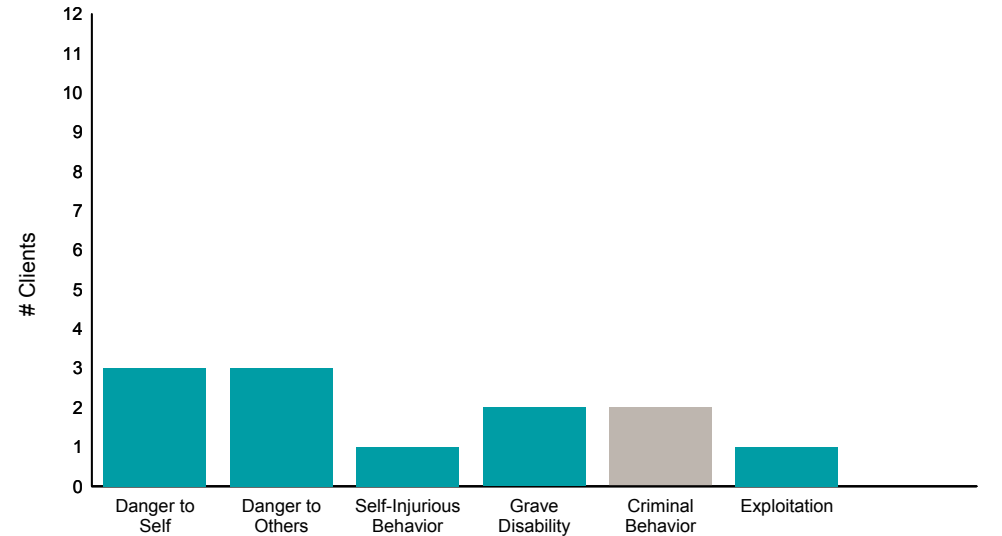


Item	Improved	Didn't Improve	% improvement
Psychosis	3/5		60%
Depression	4/9		44%
Anxiety	4/8		50%
Adjustment to Trauma	3/9		33%
Impulse Control	2/6		33%
Interpersonal Problems	3/4		75%
Substance Use	5/9		56%

Life Domain Functioning



Risk Behaviors



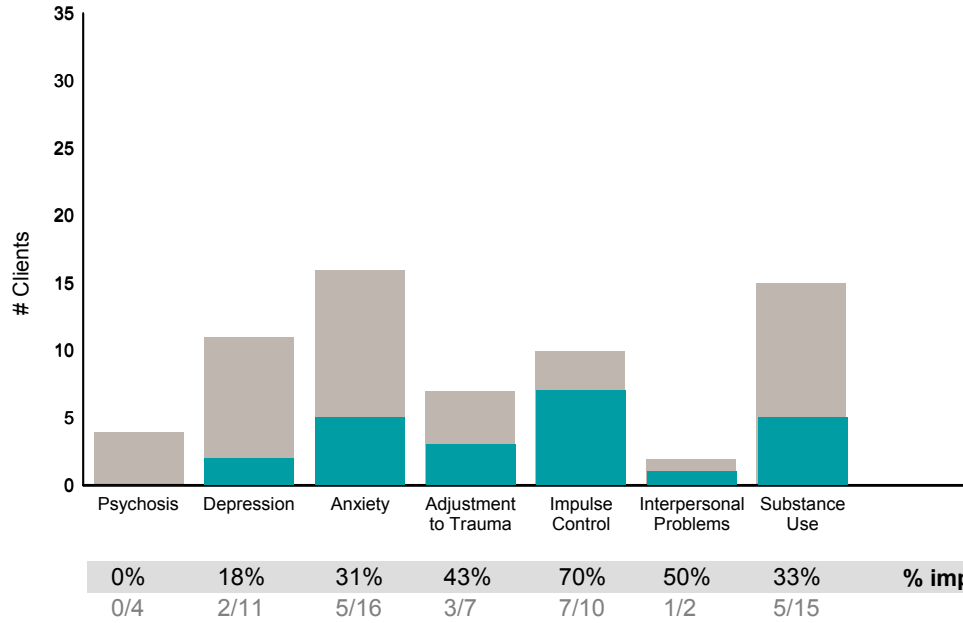
Item	Improved	Didn't Improve	% improvement
Physical /Medical	4/6		67%
Family Functioning	2/3		67%
Living Skills	4/5		80%
Social Functioning	7/7		100%
Residential Stability	2/6		33%
Employ'm't	2/7		29%
Medication Adherence	1/1		100%
Cultural Stress	1/5		20%

Didn't Improve
 Improved

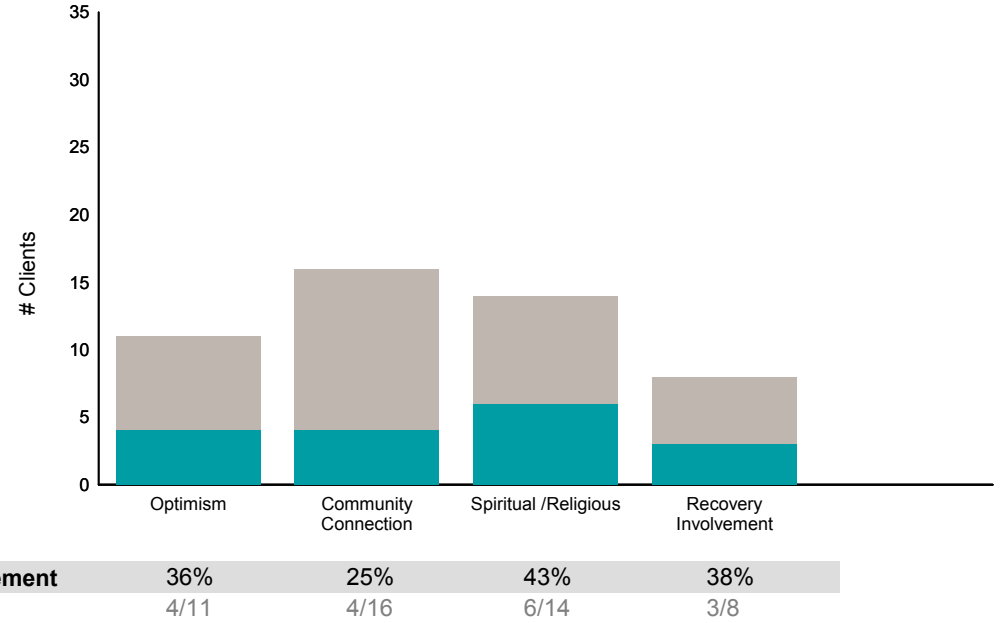
This report looks at current ANSAs to see how many clients improved on items rated 2 or 3 from the prior ANSA.

Num of episodes w/ min. 2 ANSAs: 31 Average days between ANSAs: 333.8 % clients improved on min. 30% of actionable items: **59% (= 17/29)**

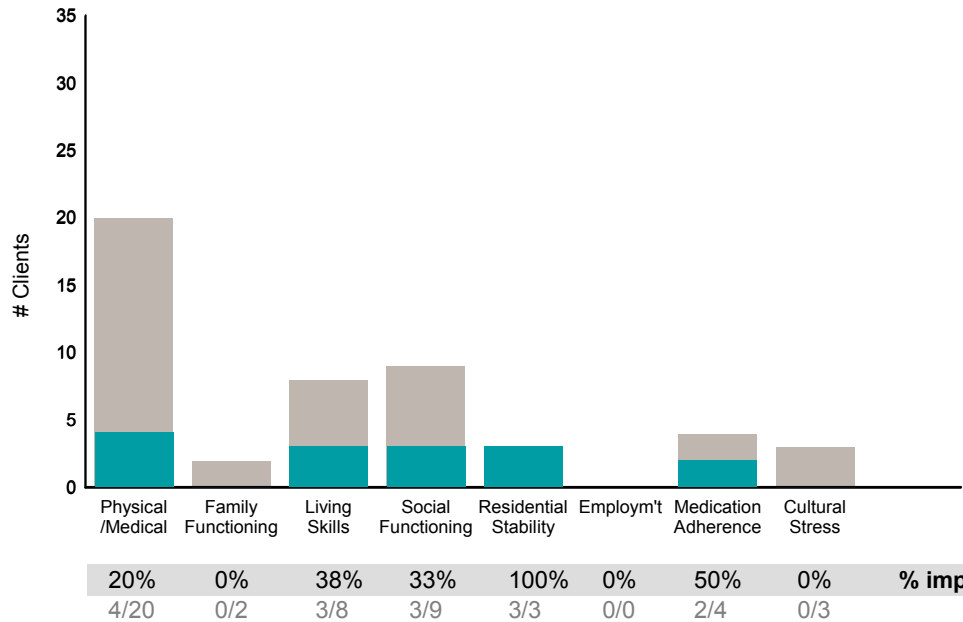
Behavioral Health Domain



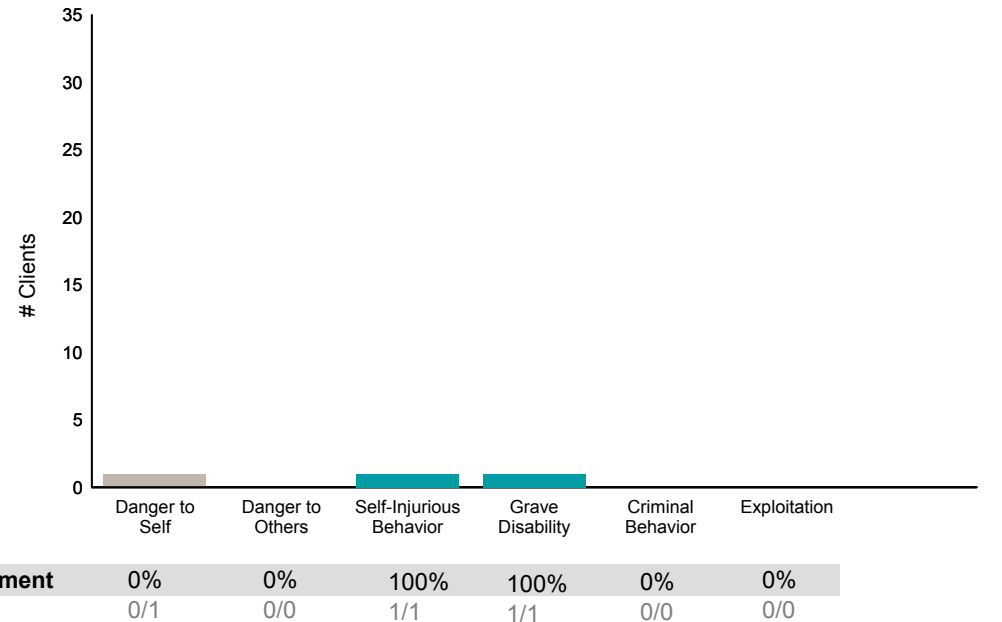
Strengths



Life Domain Functioning



Risk Behaviors

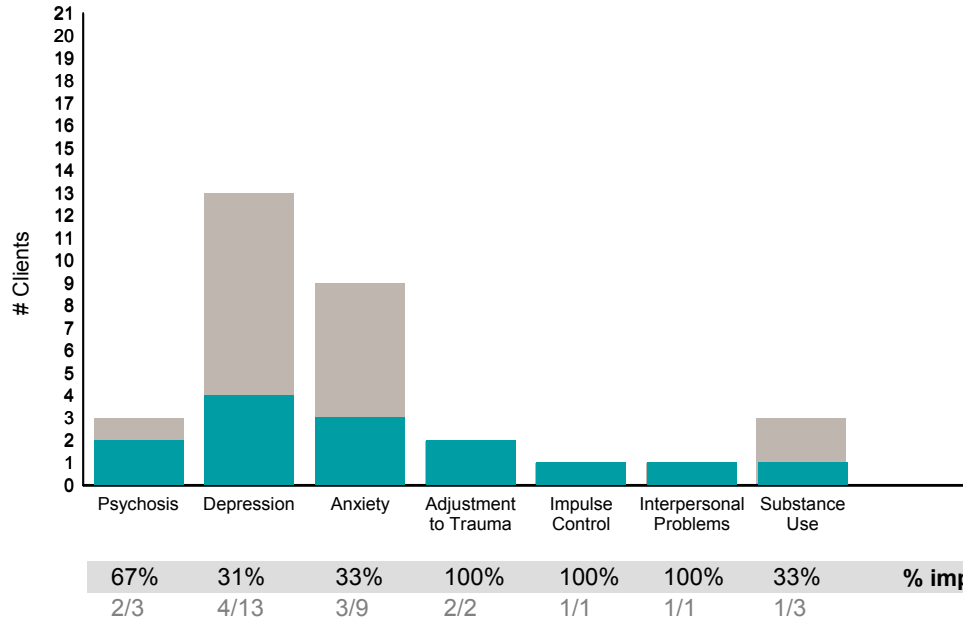


■ Didn't Improve
■ Improved

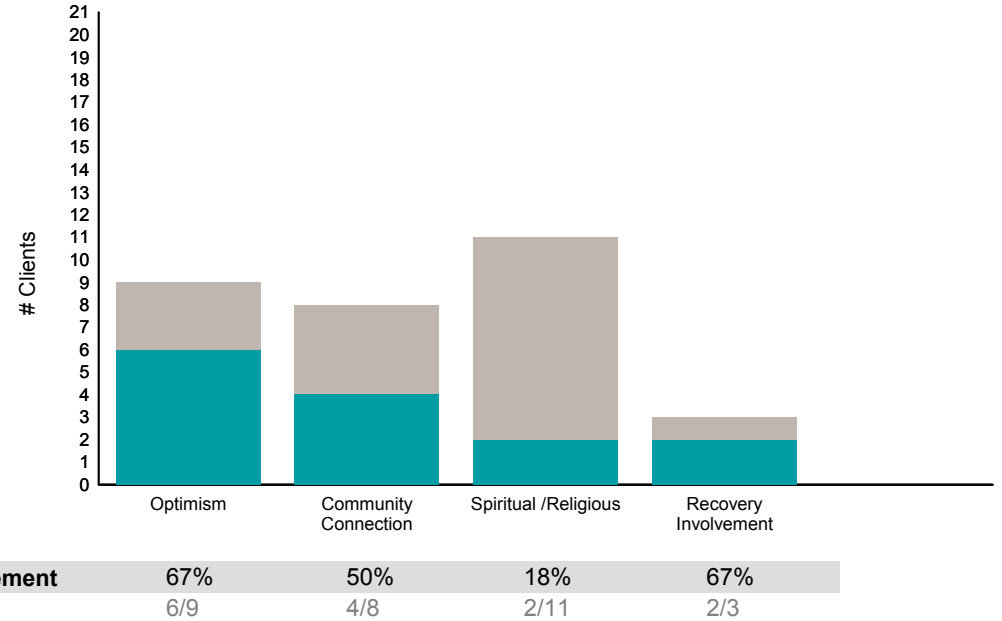
This report looks at current ANSAs to see how many clients improved on items rated 2 or 3 from the prior ANSA.

Num of episodes w/ min. 2 ANSAs: 21 Average days between ANSAs: 331.6 % clients improved on min. 30% of actionable items: **67% (= 14/21)**

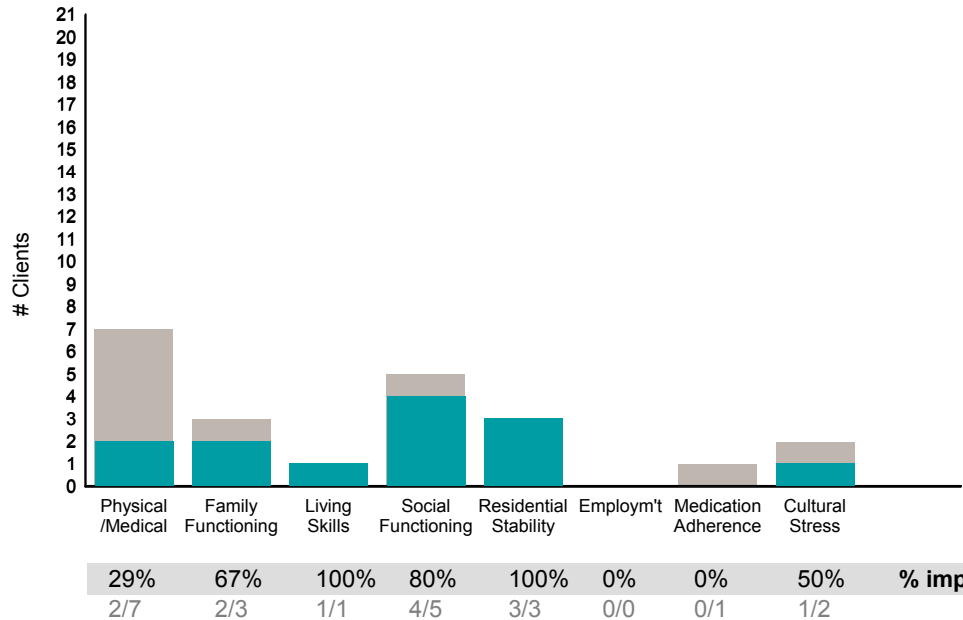
Behavioral Health Domain



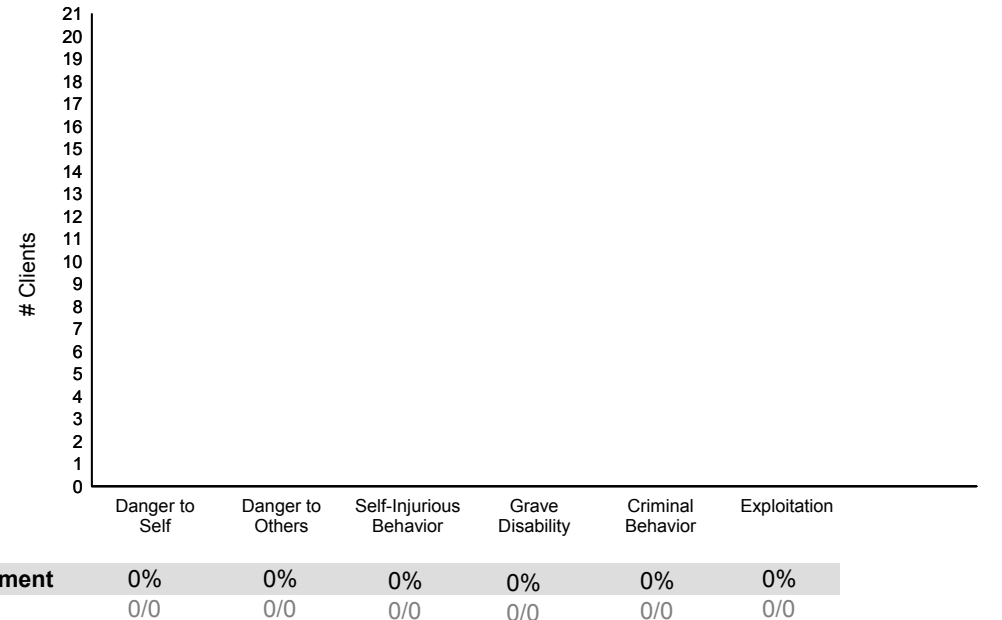
Strengths



Life Domain Functioning



Risk Behaviors

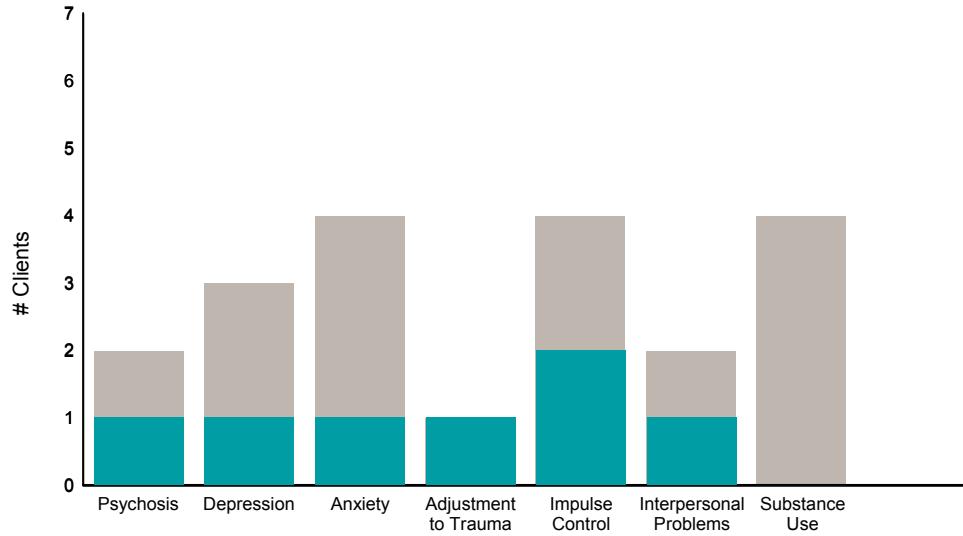


Didn't Improve
 Improved

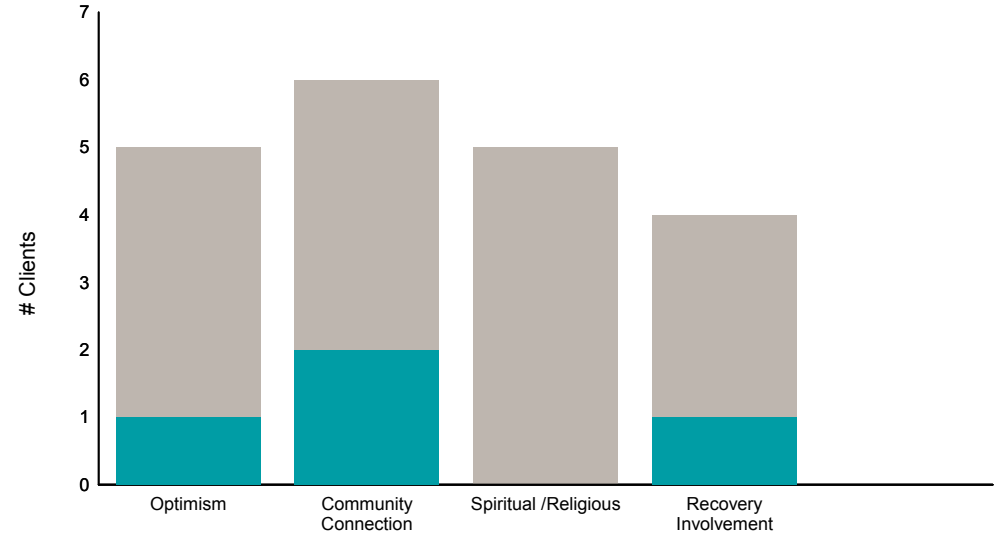
This report looks at current ANSAs to see how many clients improved on items rated 2 or 3 from the prior ANSA.

Num of episodes w/ min. 2 ANSAs: 7 Average days between ANSAs: 357.1 % clients improved on min. 30% of actionable items: **57% (= 4/7)**

Behavioral Health Domain

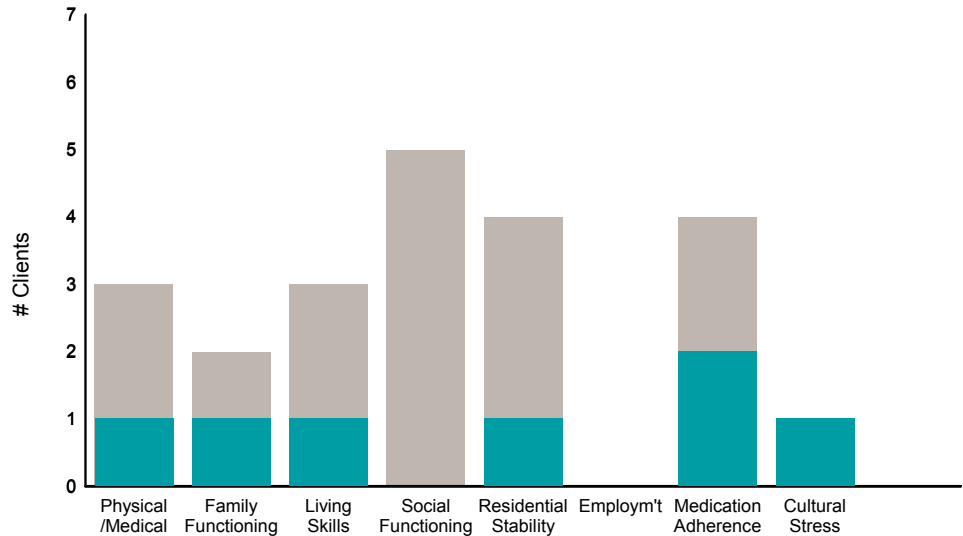


Strengths

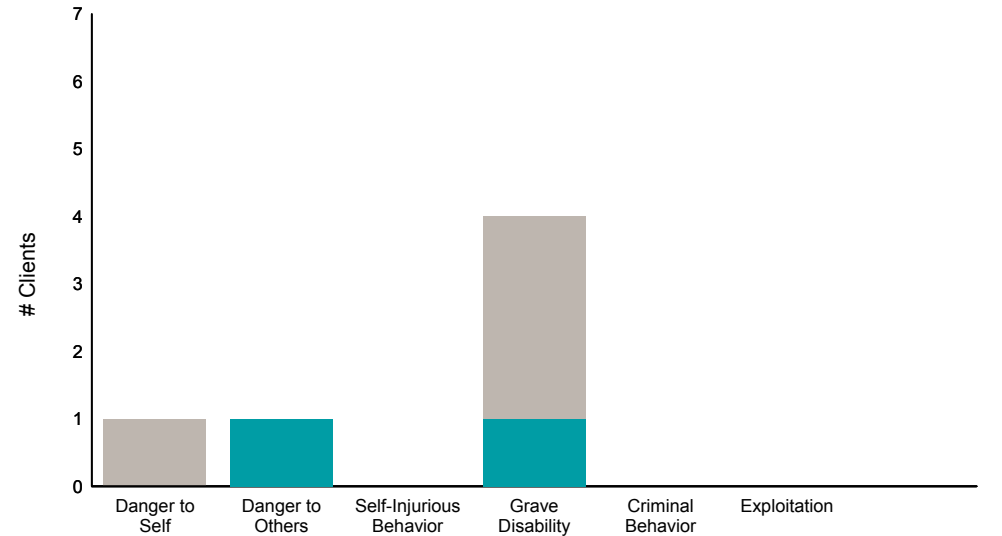


Item	% improvement
Psychosis	50% (1/2)
Depression	33% (1/3)
Anxiety	25% (1/4)
Adjustment to Trauma	100% (1/1)
Impulse Control	50% (2/4)
Interpersonal Problems	50% (1/2)
Substance Use	0% (0/4)
Optimism	20% (1/5)
Community Connection	33% (2/6)
Spiritual /Religious	0% (0/5)
Recovery Involvement	25% (1/4)

Life Domain Functioning



Risk Behaviors



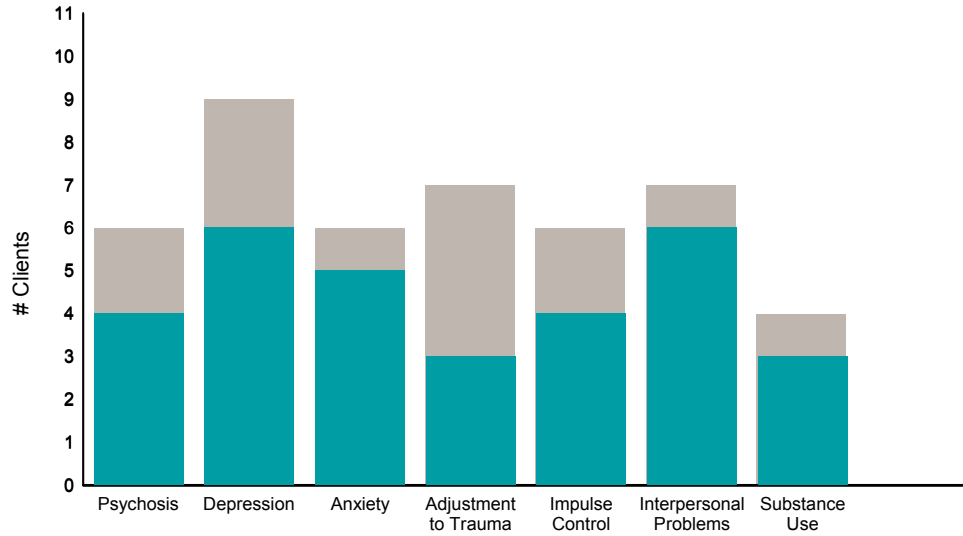
Item	% improvement
Physical /Medical	33% (1/3)
Family Functioning	50% (1/2)
Living Skills	33% (1/3)
Social Functioning	0% (0/5)
Residential Stability	25% (1/4)
Employ'm't	0% (0/0)
Medication Adherence	50% (2/4)
Cultural Stress	100% (1/1)
Danger to Self	0% (0/1)
Danger to Others	100% (1/1)
Self-Injurious Behavior	0% (0/0)
Grave Disability	25% (1/4)
Criminal Behavior	0% (0/0)
Exploitation	0% (0/0)

Didn't Improve
 Improved

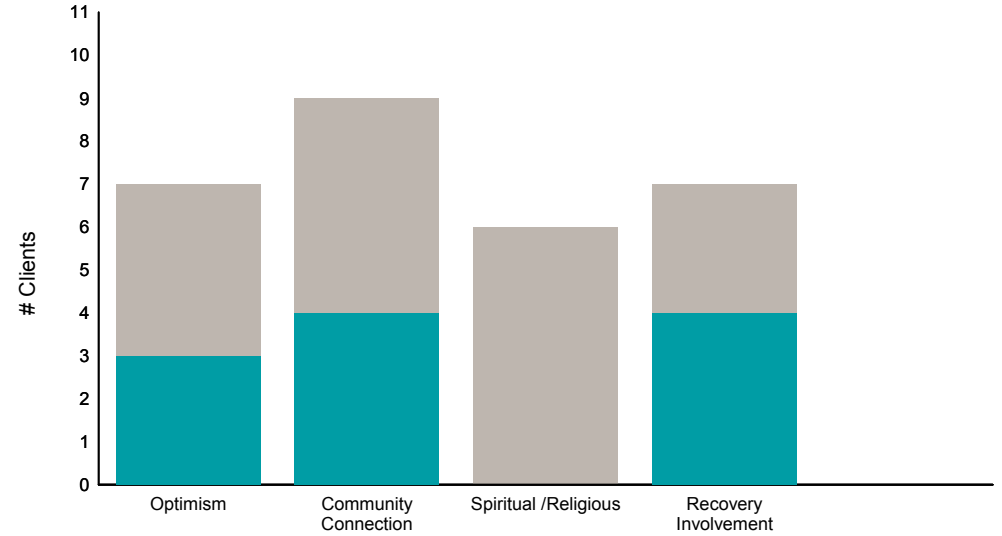
This report looks at current ANSAs to see how many clients improved on items rated 2 or 3 from the prior ANSA.

Num of episodes w/ min. 2 ANSAs: 11 Average days between ANSAs: 346.5 % clients improved on min. 30% of actionable items: **91% (= 10/11)**

Behavioral Health Domain

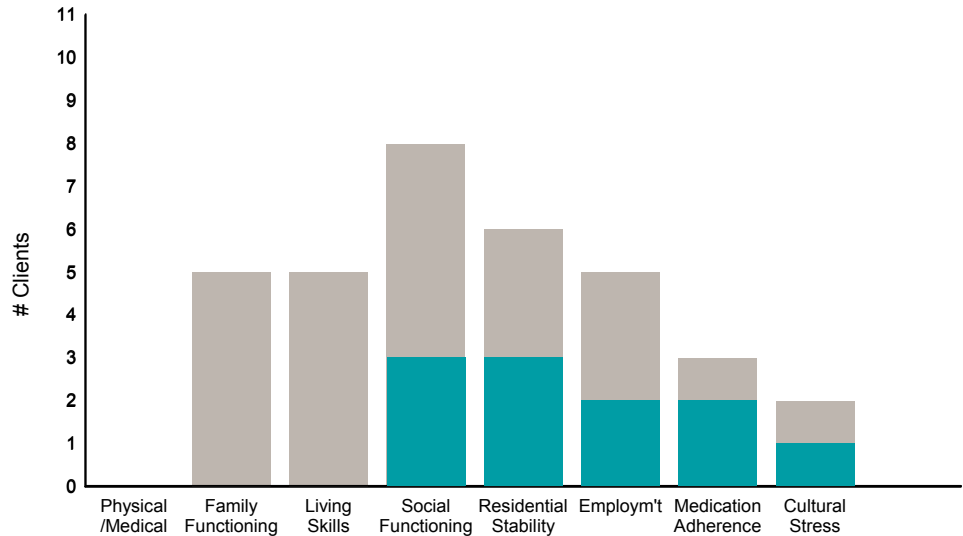


Strengths

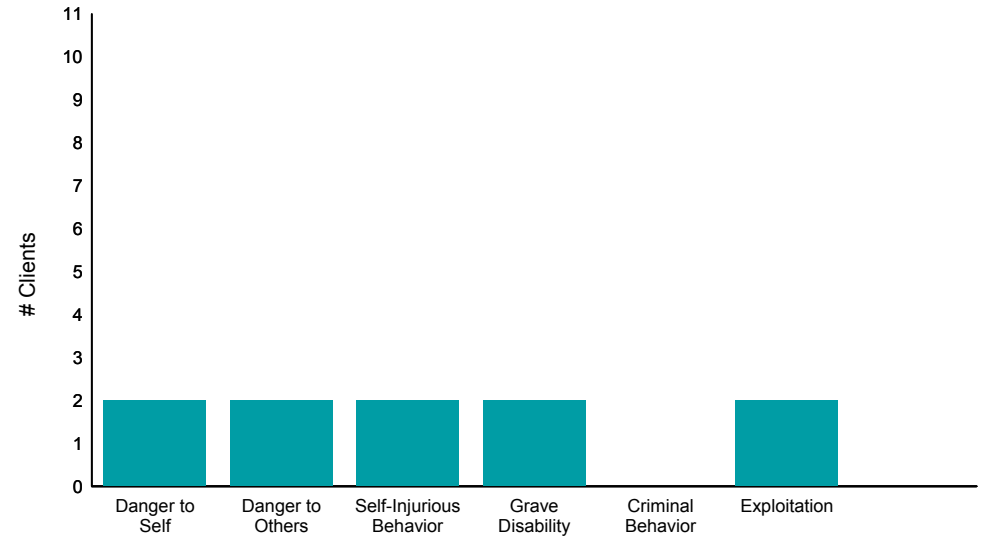


Item	% improvement
Psychosis	67% (4/6)
Depression	67% (6/9)
Anxiety	83% (5/6)
Adjustment to Trauma	43% (3/7)
Impulse Control	67% (4/6)
Interpersonal Problems	86% (6/7)
Substance Use	75% (3/4)
Optimism	43% (3/7)
Community Connection	44% (4/9)
Spiritual /Religious	0% (0/6)
Recovery Involvement	57% (4/7)

Life Domain Functioning



Risk Behaviors



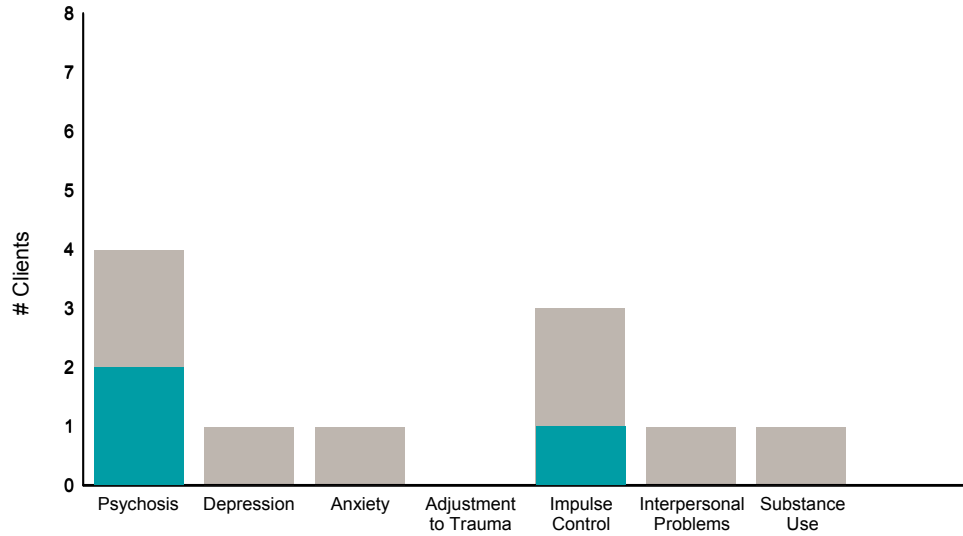
Item	% improvement
Physical /Medical	0% (0/0)
Family Functioning	0% (0/5)
Living Skills	0% (0/5)
Social Functioning	38% (3/8)
Residential Stability	50% (3/6)
Employ'm't	40% (2/5)
Medication Adherence	67% (2/3)
Cultural Stress	50% (1/2)
Danger to Self	100% (2/2)
Danger to Others	100% (2/2)
Self-Injurious Behavior	100% (2/2)
Grave Disability	100% (2/2)
Criminal Behavior	0% (0/0)
Exploitation	100% (2/2)

Didn't Improve
 Improved

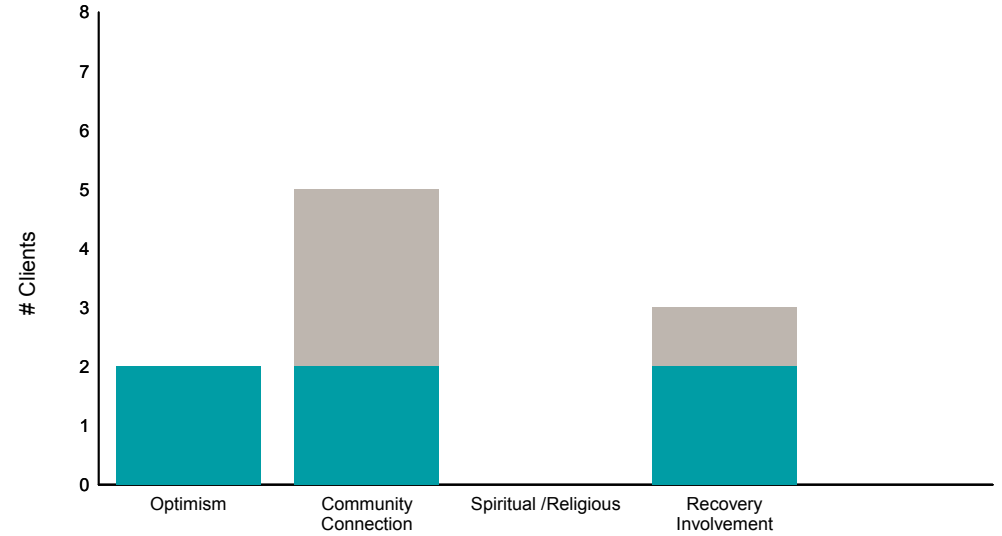
This report looks at current ANSAs to see how many clients improved on items rated 2 or 3 from the prior ANSA.

Num of episodes w/ min. 2 ANSAs: 8 Average days between ANSAs: 268.1 % clients improved on min. 30% of actionable items: **63% (= 5/8)**

Behavioral Health Domain

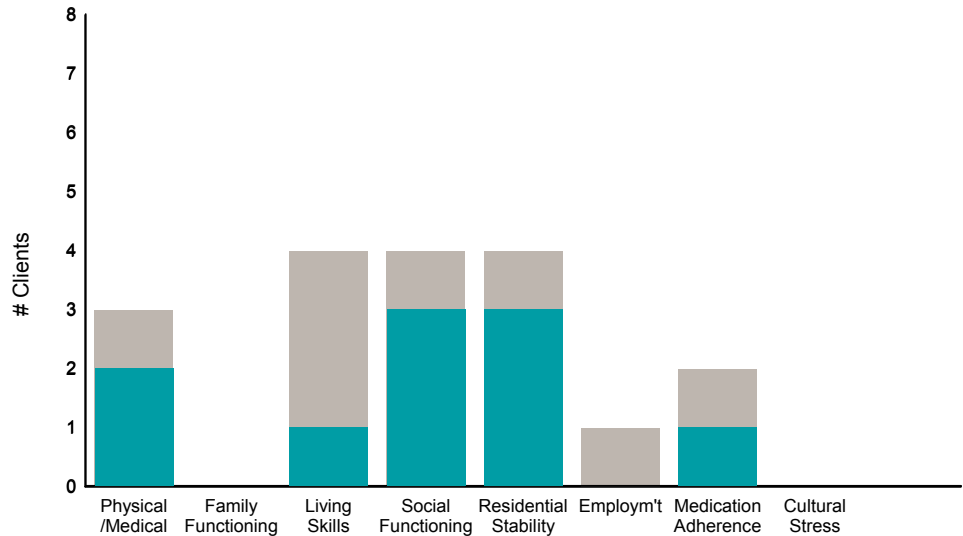


Strengths

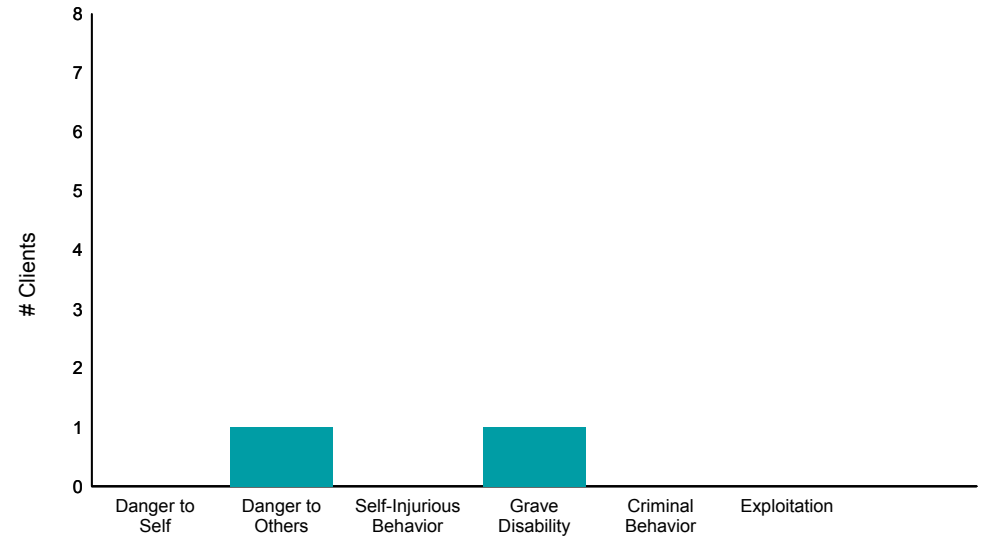


% improvement							% improvement			
50%	0%	0%	0%	33%	0%	0%	100%	40%	0%	67%
2/4	0/1	0/1	0/0	1/3	0/1	0/1	2/2	2/5	0/0	2/3

Life Domain Functioning



Risk Behaviors



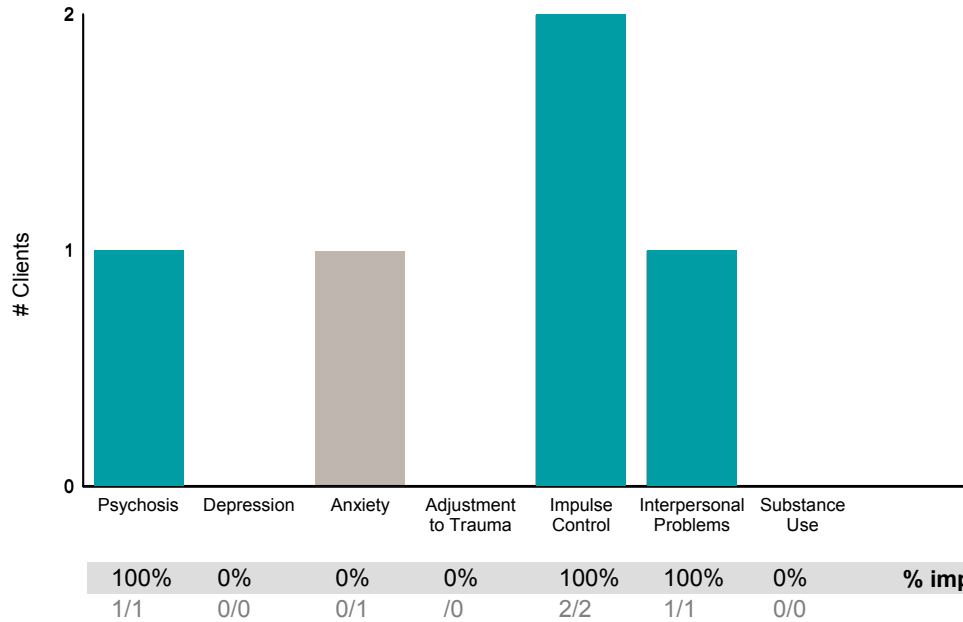
% improvement								% improvement					
67%	0%	25%	75%	75%	0%	50%	0%	0%	100%	0%	100%	0%	0%
2/3	0/0	1/4	3/4	3/4	0/1	1/2	0/0	0/0	1/1	0/0	1/1	0/0	0/0

■ Didn't Improve
■ Improved

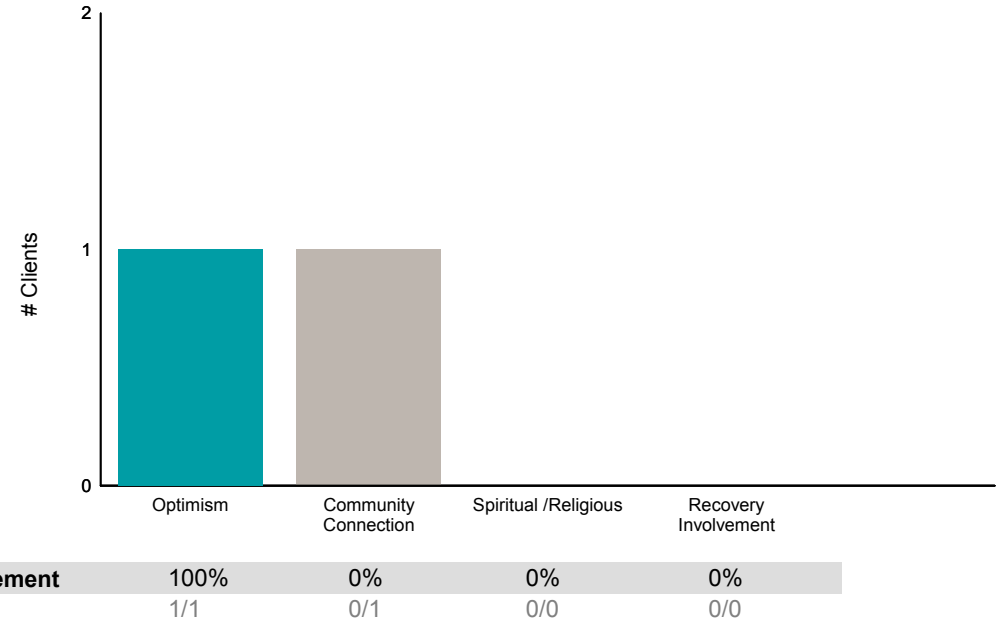
This report looks at current ANSAs to see how many clients improved on items rated 2 or 3 from the prior ANSA.

Num of episodes w/ min. 2 ANSAs: 2 Average days between ANSAs: 364.5 % clients improved on min. 30% of actionable items: **100% (= 2/2)**

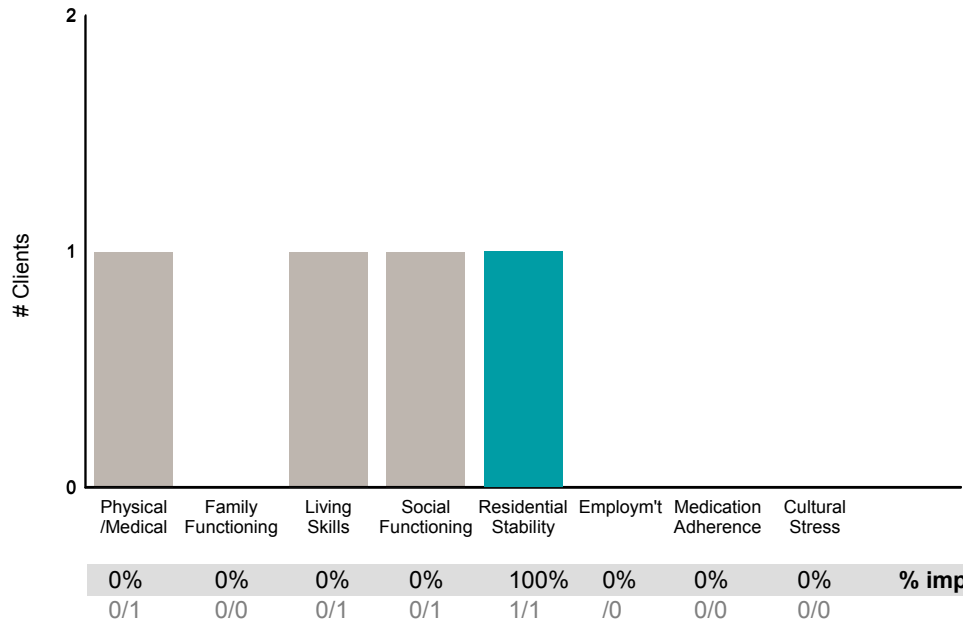
Behavioral Health Domain



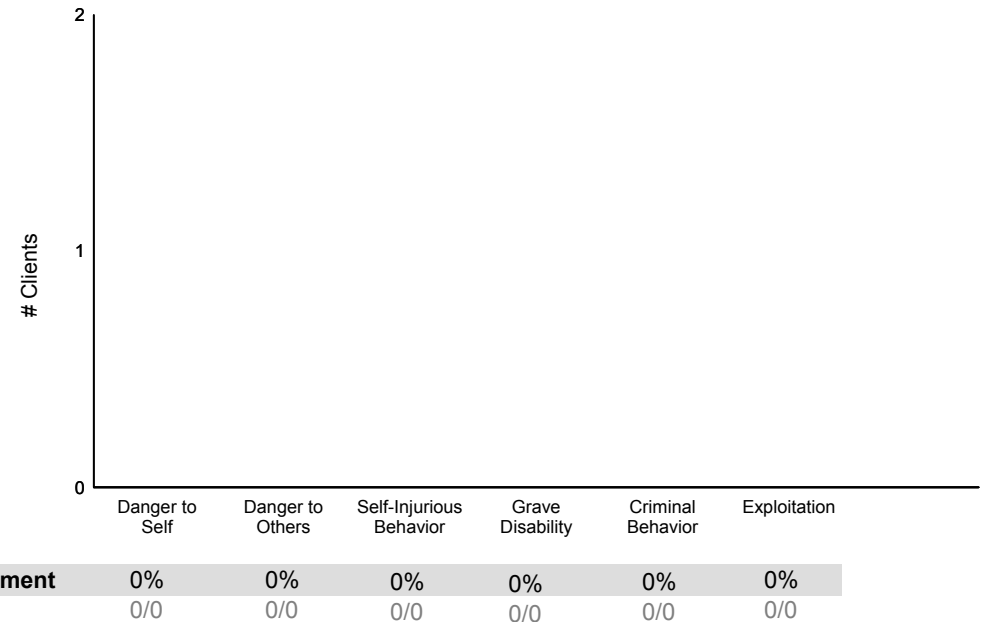
Strengths



Life Domain Functioning



Risk Behaviors

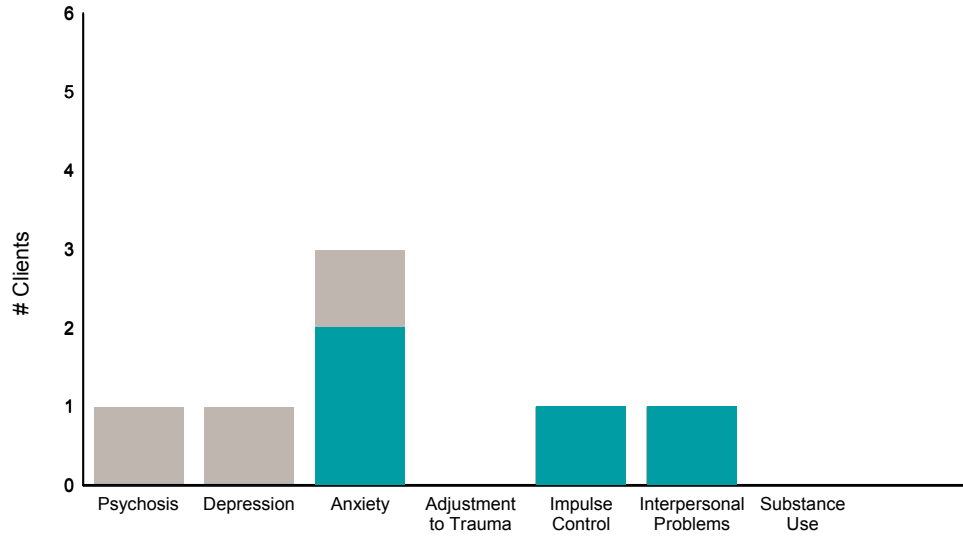


Didn't Improve
 Improved

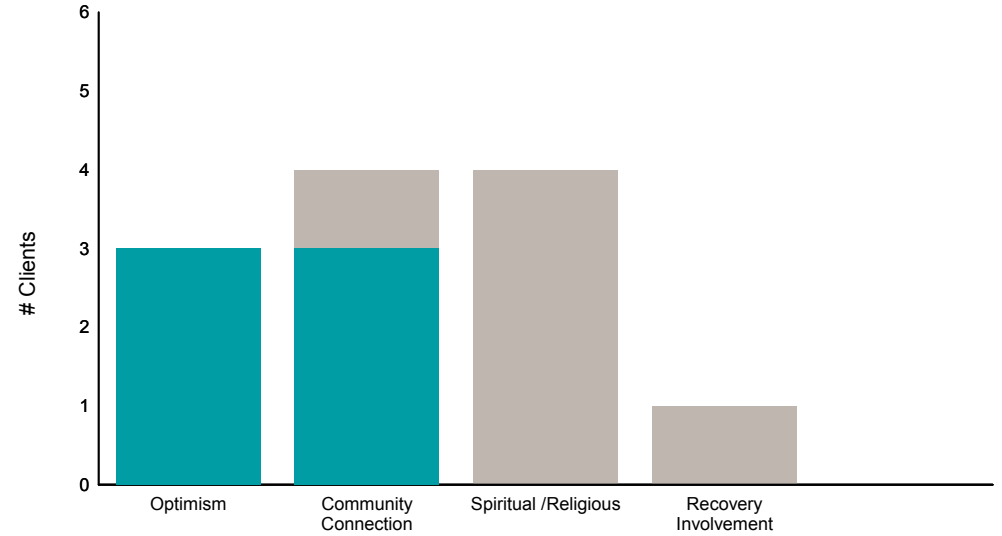
This report looks at current ANSAs to see how many clients improved on items rated 2 or 3 from the prior ANSA.

Num of episodes w/ min. 2 ANSAs: 6 Average days between ANSAs: 325.5 % clients improved on min. 30% of actionable items: **67% (= 4/6)**

Behavioral Health Domain

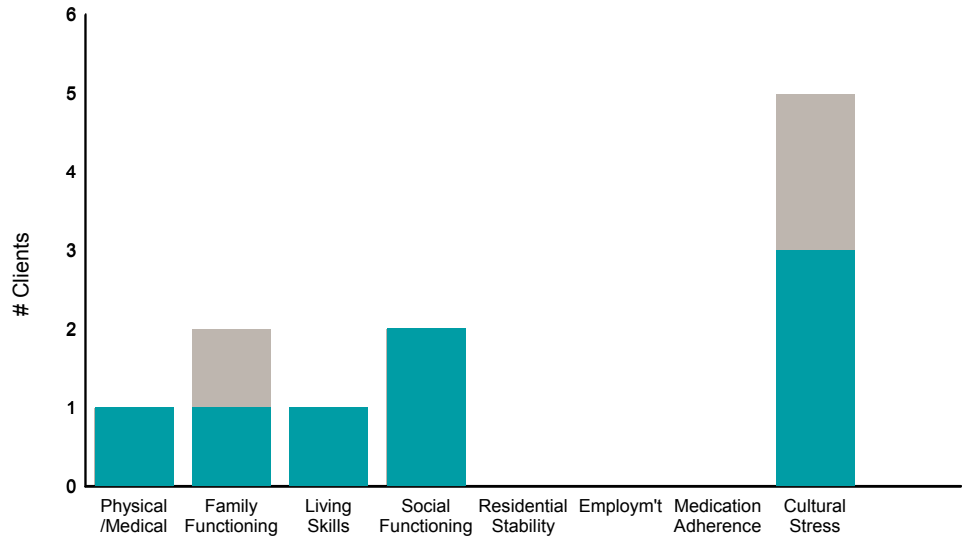


Strengths

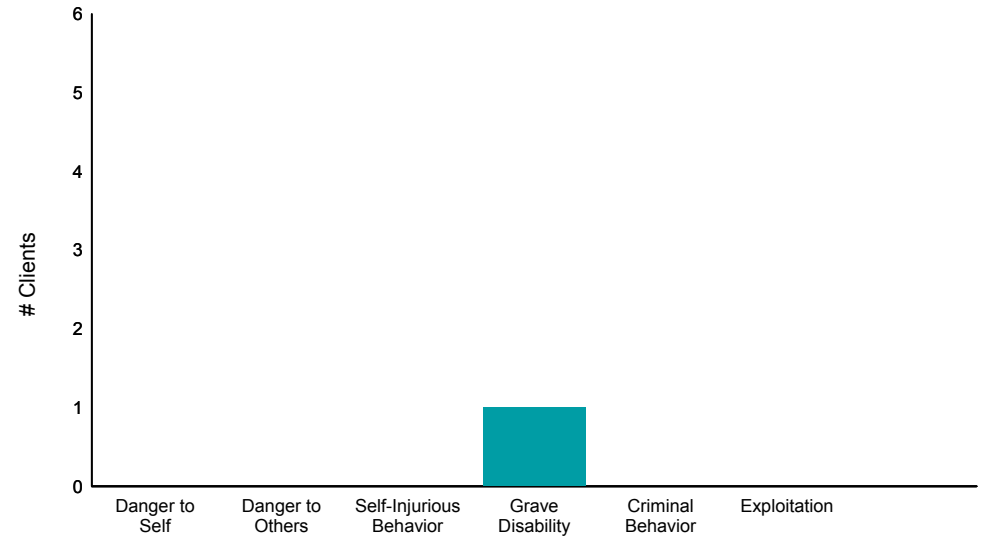


Item	% improvement
Psychosis	0% (0/1)
Depression	0% (0/1)
Anxiety	67% (2/3)
Adjustment to Trauma	0% (0/0)
Impulse Control	100% (1/1)
Interpersonal Problems	100% (1/1)
Substance Use	0% (0/0)
Optimism	100% (3/3)
Community Connection	75% (3/4)
Spiritual /Religious	0% (0/4)
Recovery Involvement	0% (0/1)

Life Domain Functioning



Risk Behaviors



Item	% improvement
Physical /Medical	100% (1/1)
Family Functioning	50% (1/2)
Living Skills	100% (1/1)
Social Functioning	100% (2/2)
Residential Stability	0% (0/0)
Employm't	0% (0/0)
Medication Adherence	0% (0/0)
Cultural Stress	60% (3/5)
Danger to Self	0% (0/0)
Danger to Others	0% (0/0)
Self-Injurious Behavior	0% (0/0)
Grave Disability	100% (1/1)
Criminal Behavior	0% (0/0)
Exploitation	0% (0/0)

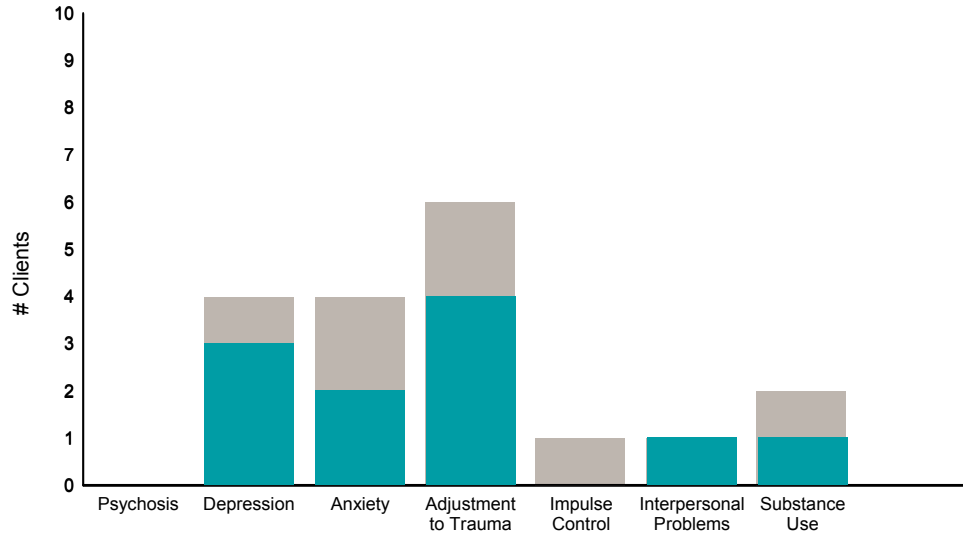
GENDER MENTAL HEALTH SERVICES (38BH08)

■ Didn't Improve
■ Improved

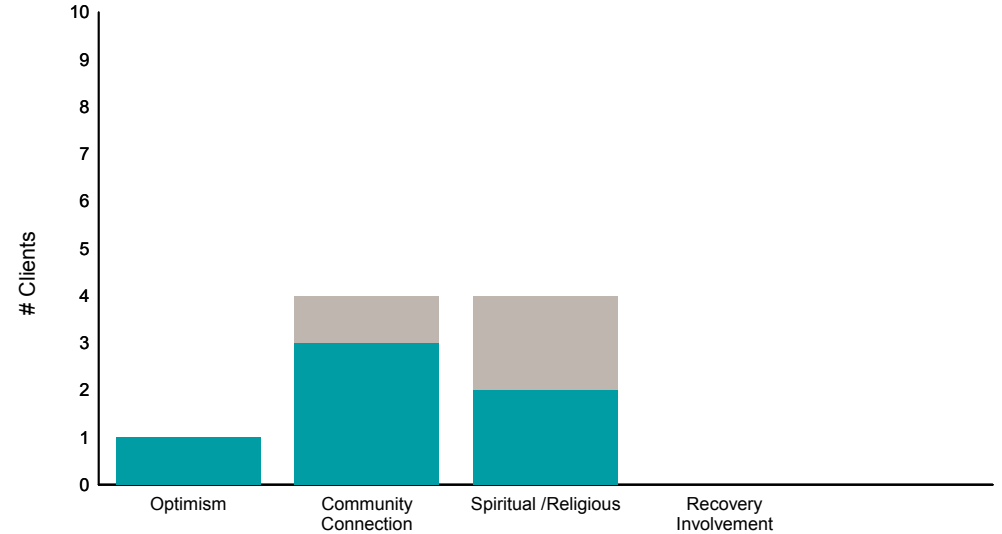
This report looks at current ANSAs to see how many clients improved on items rated 2 or 3 from the prior ANSA.

Num of episodes w/ min. 2 ANSAs: 10 Average days between ANSAs: 234.4 % clients improved on min. 30% of actionable items: **88% (= 7/8)**

Behavioral Health Domain

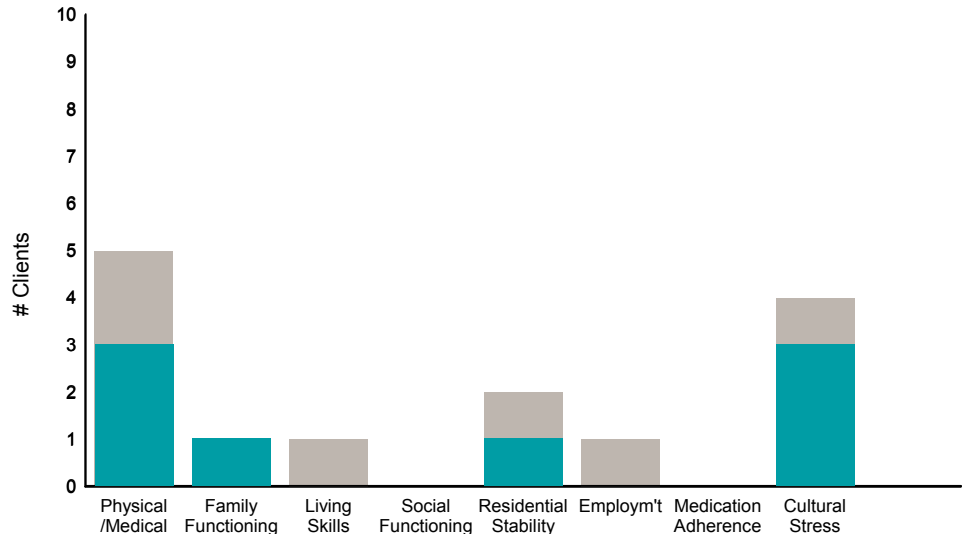


Strengths



Item	% improvement
Psychosis	0% (0/0)
Depression	75% (3/4)
Anxiety	50% (2/4)
Adjustment to Trauma	67% (4/6)
Impulse Control	0% (0/1)
Interpersonal Problems	100% (1/1)
Substance Use	50% (1/2)
Optimism	100% (1/1)
Community Connection	75% (3/4)
Spiritual /Religious	50% (2/4)
Recovery Involvement	0% (0/0)

Life Domain Functioning



Risk Behaviors



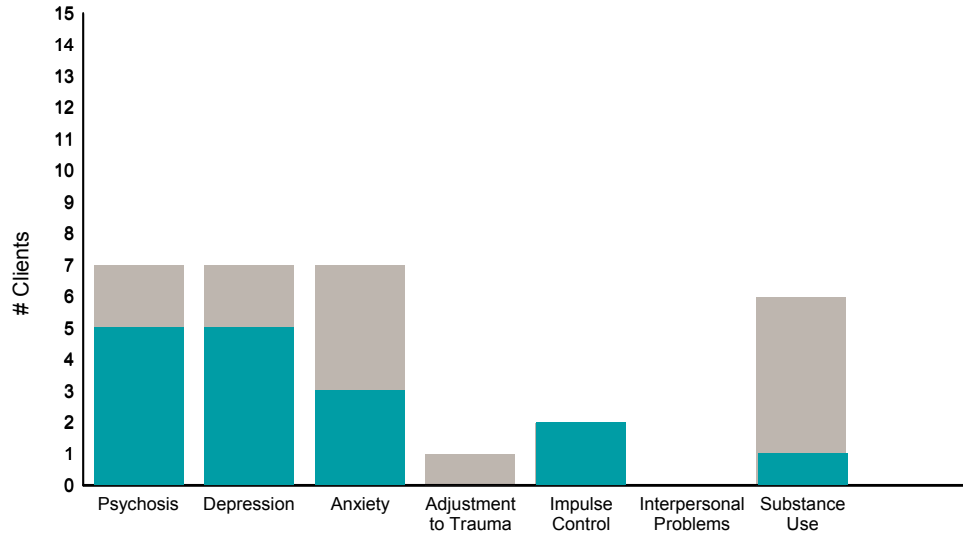
Item	% improvement
Physical /Medical	60% (3/5)
Family Functioning	100% (1/1)
Living Skills	0% (0/1)
Social Functioning	0% (0/0)
Residential Stability	50% (1/2)
Employ'm't	0% (0/1)
Medication Adherence	0% (0/0)
Cultural Stress	75% (3/4)
Danger to Self	100% (1/1)
Danger to Others	0% (0/0)
Self-Injurious Behavior	0% (0/0)
Grave Disability	0% (0/0)
Criminal Behavior	0% (0/0)
Exploitation	0% (0/0)

Didn't Improve
 Improved

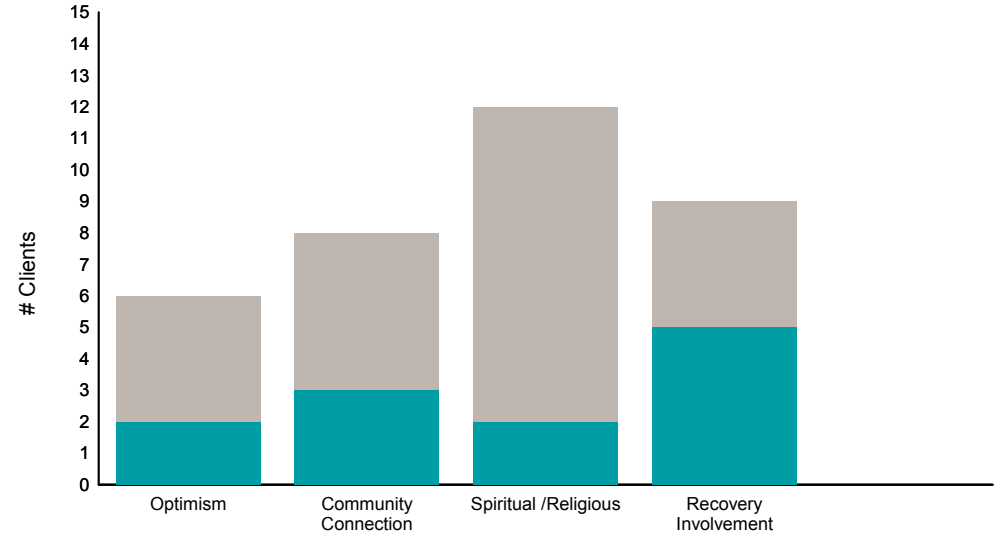
This report looks at current ANSAs to see how many clients improved on items rated 2 or 3 from the prior ANSA.

Num of episodes w/ min. 2 ANSAs: 15 Average days between ANSAs: 257.1 % clients improved on min. 30% of actionable items: **60% (= 9/15)**

Behavioral Health Domain

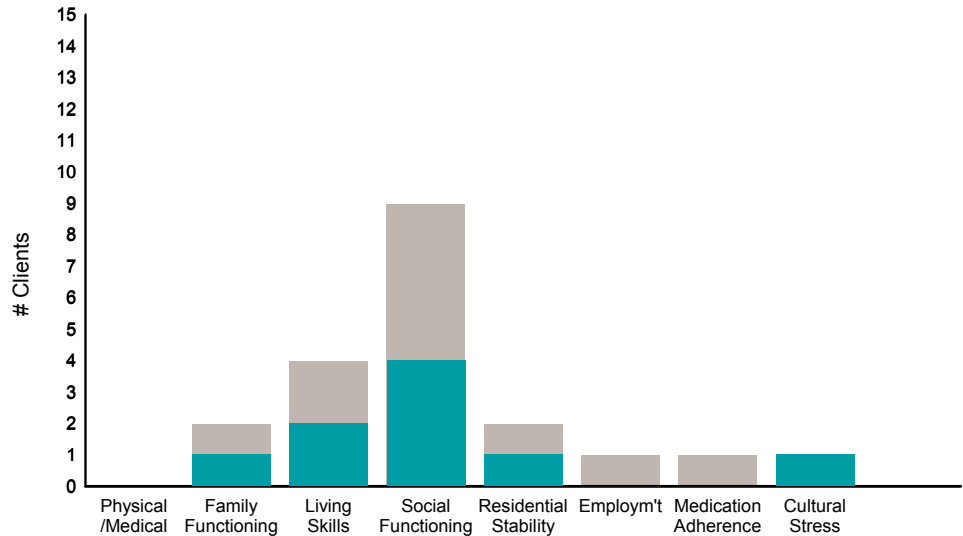


Strengths



Item	% improvement
Psychosis	71% (5/7)
Depression	71% (5/7)
Anxiety	43% (3/7)
Adjustment to Trauma	0% (0/1)
Impulse Control	100% (2/2)
Interpersonal Problems	0% (0/0)
Substance Use	17% (1/6)
Optimism	33% (2/6)
Community Connection	38% (3/8)
Spiritual /Religious	17% (2/12)
Recovery Involvement	56% (5/9)

Life Domain Functioning



Risk Behaviors



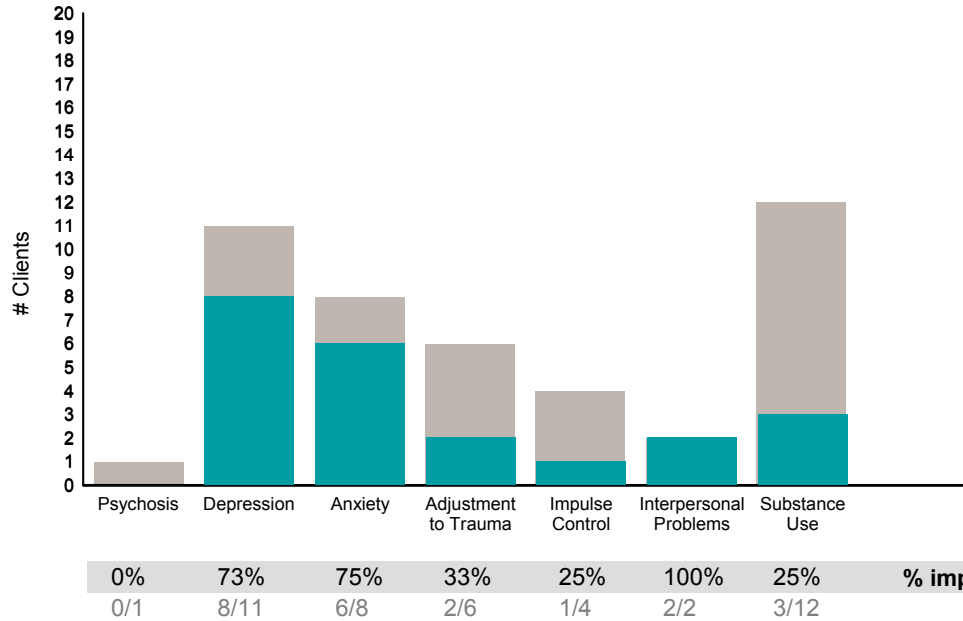
Item	% improvement
Physical /Medical	0% (0/0)
Family Functioning	50% (1/2)
Living Skills	50% (2/4)
Social Functioning	44% (4/9)
Residential Stability	50% (1/2)
Employ'm't	0% (0/1)
Medication Adherence	0% (0/1)
Cultural Stress	100% (1/1)
Danger to Self	0% (0/0)
Danger to Others	0% (0/0)
Self-Injurious Behavior	0% (0/0)
Grave Disability	0% (0/0)
Criminal Behavior	0% (0/0)
Exploitation	0% (0/0)

■ Didn't Improve
 ■ Improved

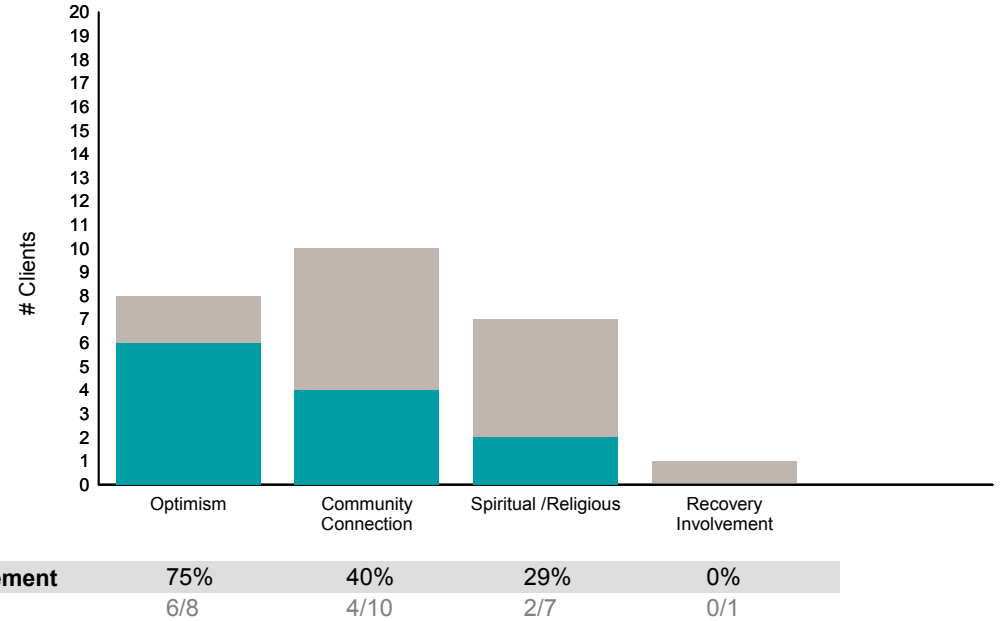
This report looks at current ANSAs to see how many clients improved on items rated 2 or 3 from the prior ANSA.

Num of episodes w/ min. 2 ANSAs: 20 Average days between ANSAs: 111.1 % clients improved on min. 30% of actionable items: **68% (= 13/19)**

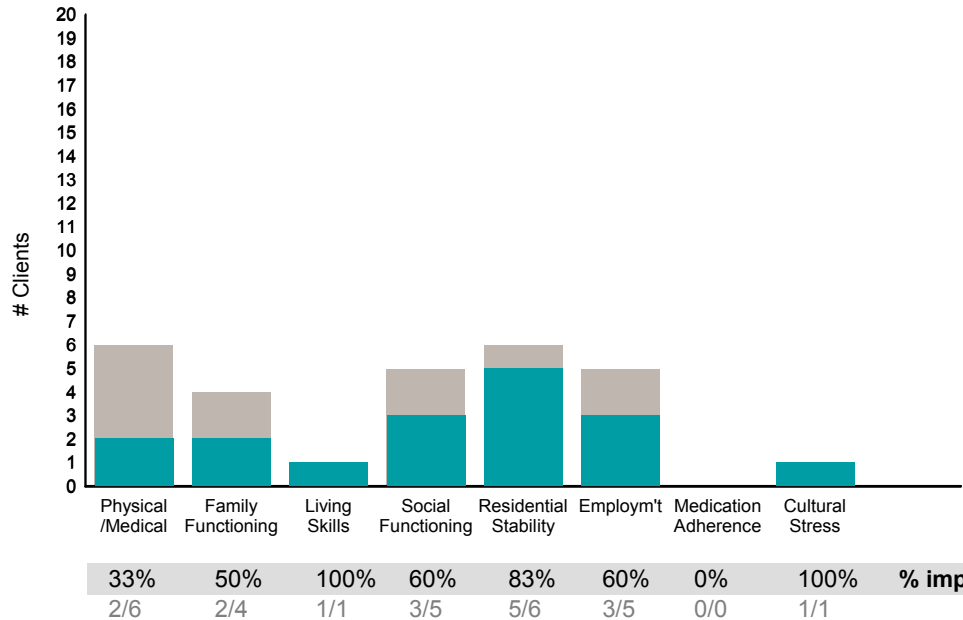
Behavioral Health Domain



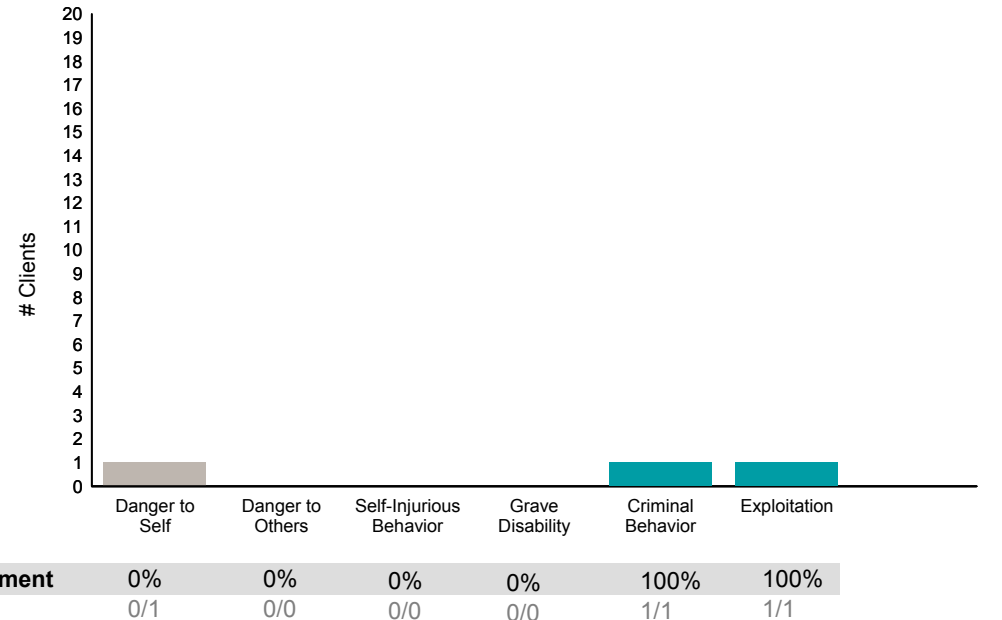
Strengths



Life Domain Functioning



Risk Behaviors



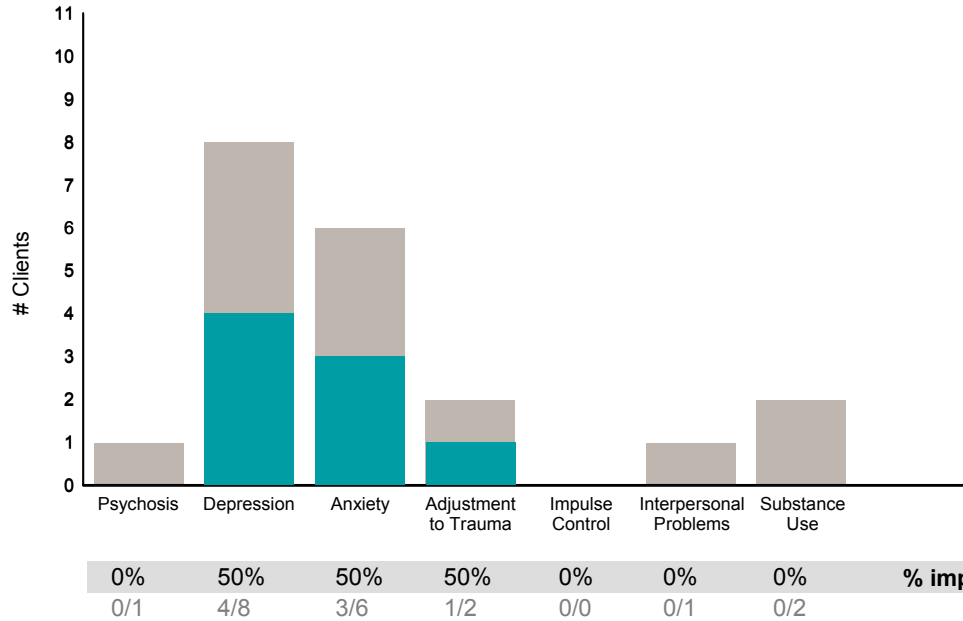
HIV MENTAL HEALTH CASE MGM (38BH02)

Didn't Improve
Improved

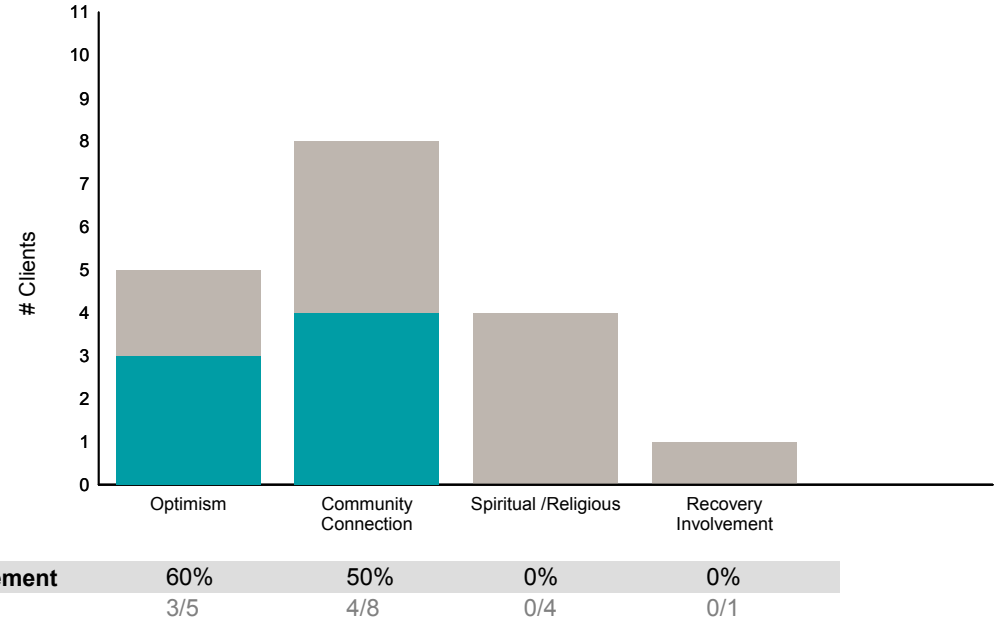
This report looks at current ANSAs to see how many clients improved on items rated 2 or 3 from the prior ANSA.

Num of episodes w/ min. 2 ANSAs: 11 Average days between ANSAs: 261.0 % clients improved on min. 30% of actionable items: **82% (= 9/11)**

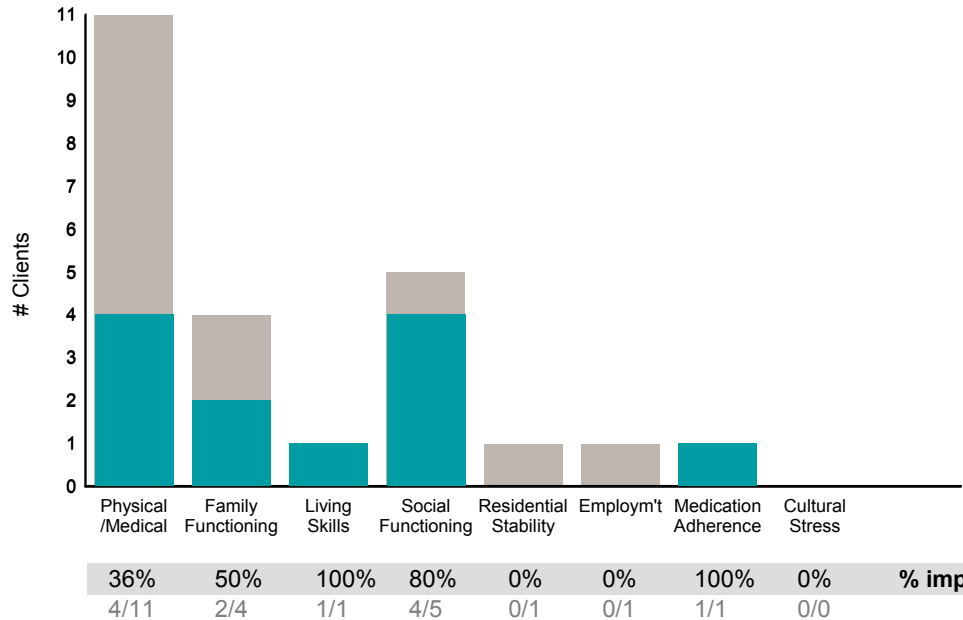
Behavioral Health Domain



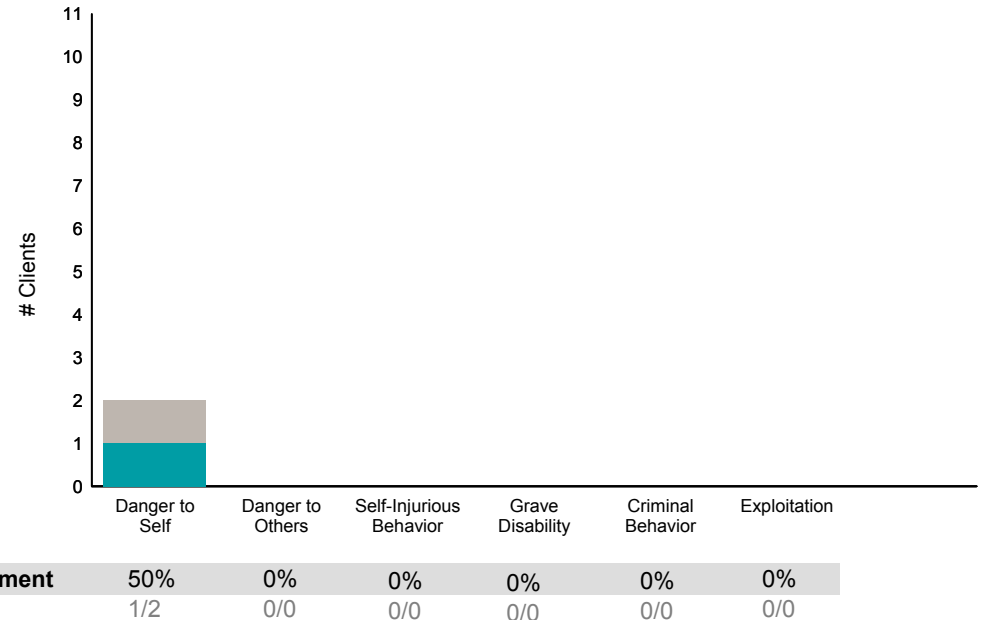
Strengths



Life Domain Functioning



Risk Behaviors

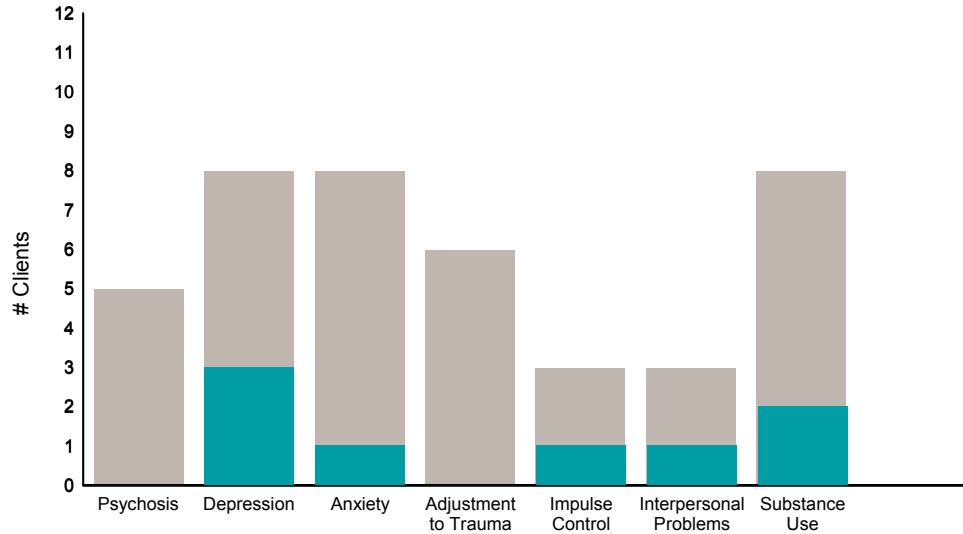


Didn't Improve
Improved

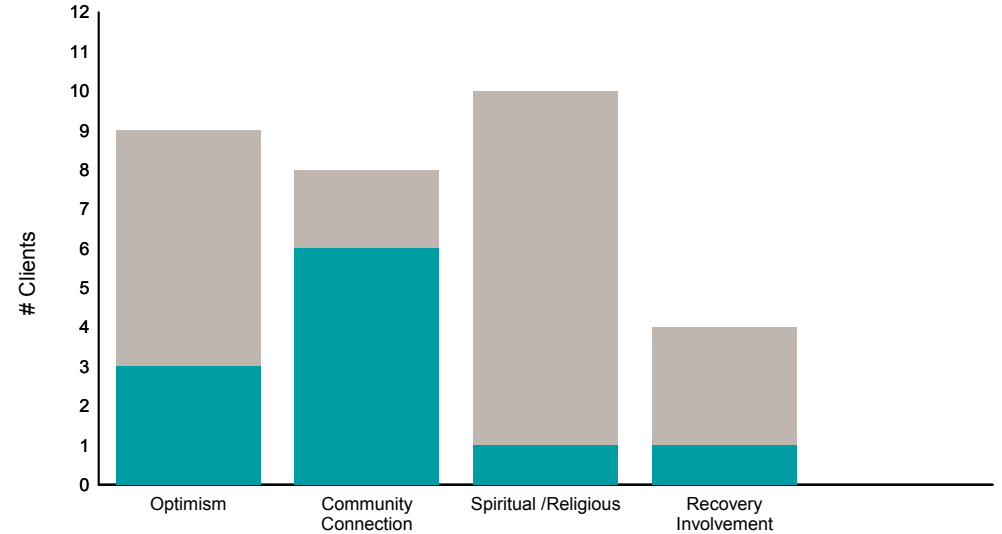
This report looks at current ANSAs to see how many clients improved on items rated 2 or 3 from the prior ANSA.

Num of episodes w/ min. 2 ANSAs: 12 Average days between ANSAs: 369.6 % clients improved on min. 30% of actionable items: **33% (= 4/12)**

Behavioral Health Domain

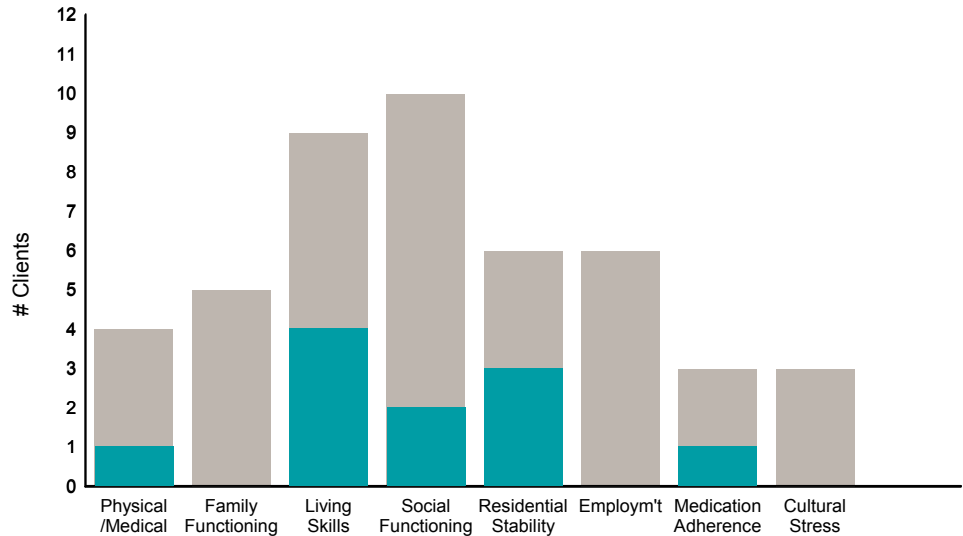


Strengths

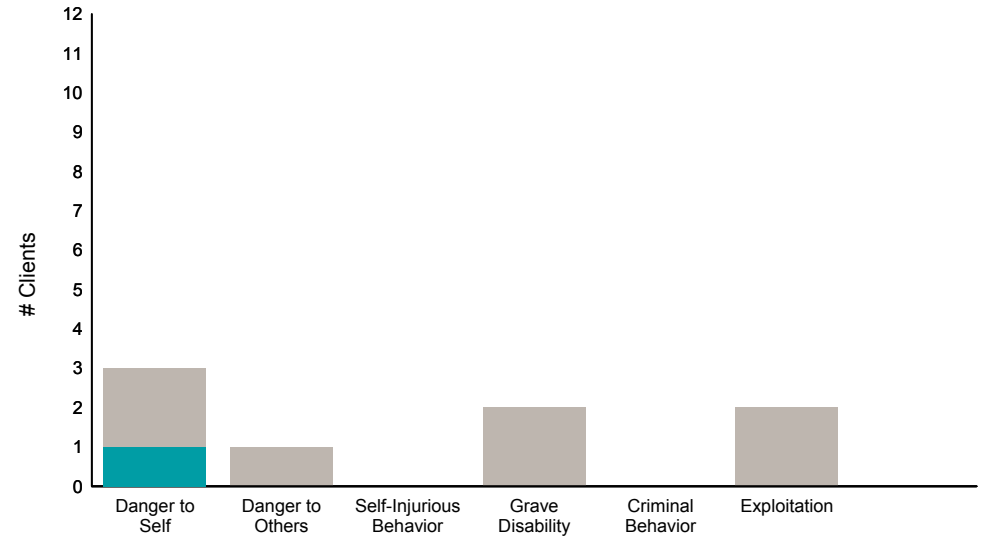


Item	% improvement
Psychosis	0% (0/5)
Depression	38% (3/8)
Anxiety	13% (1/8)
Adjustment to Trauma	0% (0/6)
Impulse Control	33% (1/3)
Interpersonal Problems	33% (1/3)
Substance Use	25% (2/8)
Optimism	33% (3/9)
Community Connection	75% (6/8)
Spiritual /Religious	10% (1/10)
Recovery Involvement	25% (1/4)

Life Domain Functioning



Risk Behaviors



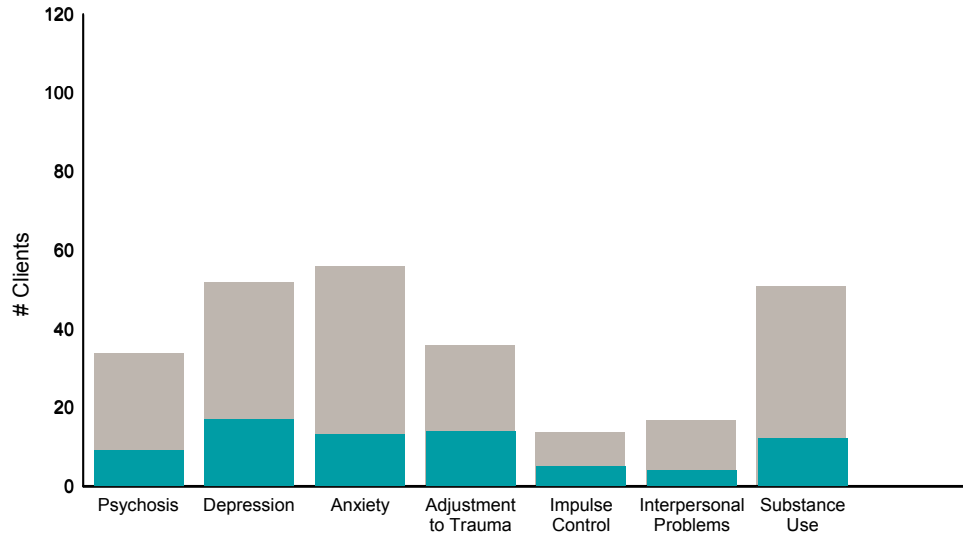
Item	% improvement
Physical /Medical	25% (1/4)
Family Functioning	0% (0/5)
Living Skills	44% (4/9)
Social Functioning	20% (2/10)
Residential Stability	50% (3/6)
Employ'm't	0% (0/6)
Medication Adherence	33% (1/3)
Cultural Stress	0% (0/3)
Danger to Self	33% (1/3)
Danger to Others	0% (0/1)
Self-Injurious Behavior	0% (0/0)
Grave Disability	0% (0/2)
Criminal Behavior	0% (0/0)
Exploitation	0% (0/2)

■ Didn't Improve
■ Improved

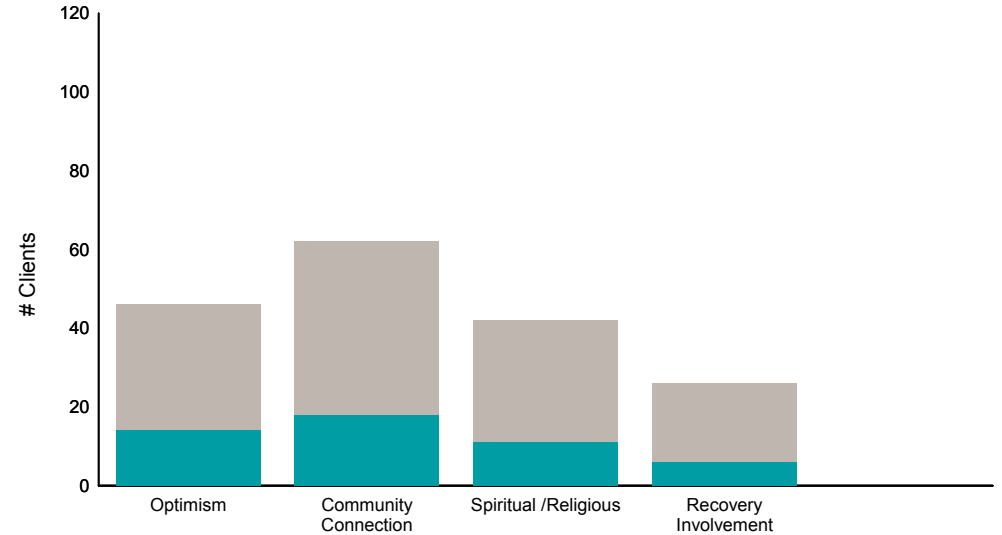
This report looks at current ANSAs to see how many clients improved on items rated 2 or 3 from the prior ANSA.

Num of episodes w/ min. 2 ANSAs: 109 Average days between ANSAs: 338.9 % clients improved on min. 30% of actionable items: **46% (= 47/102)**

Behavioral Health Domain

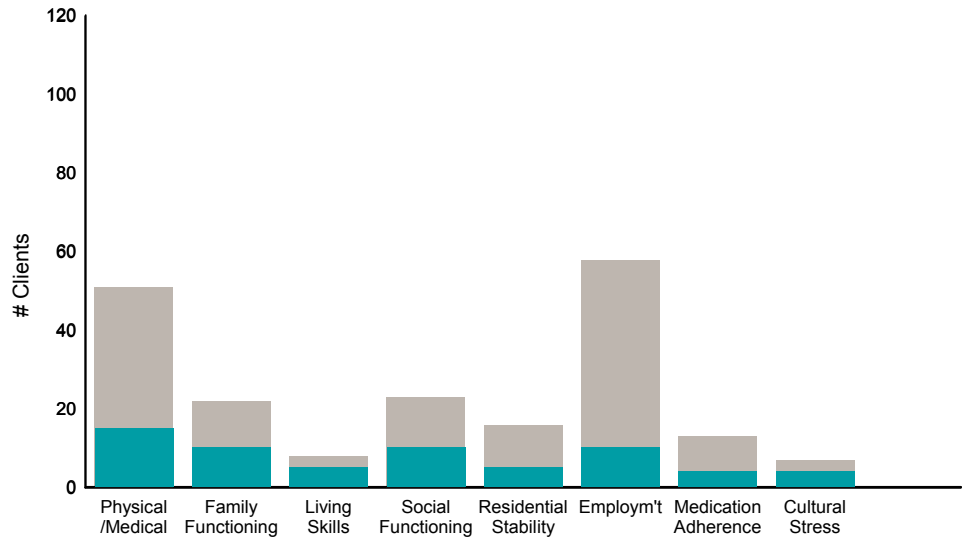


Strengths

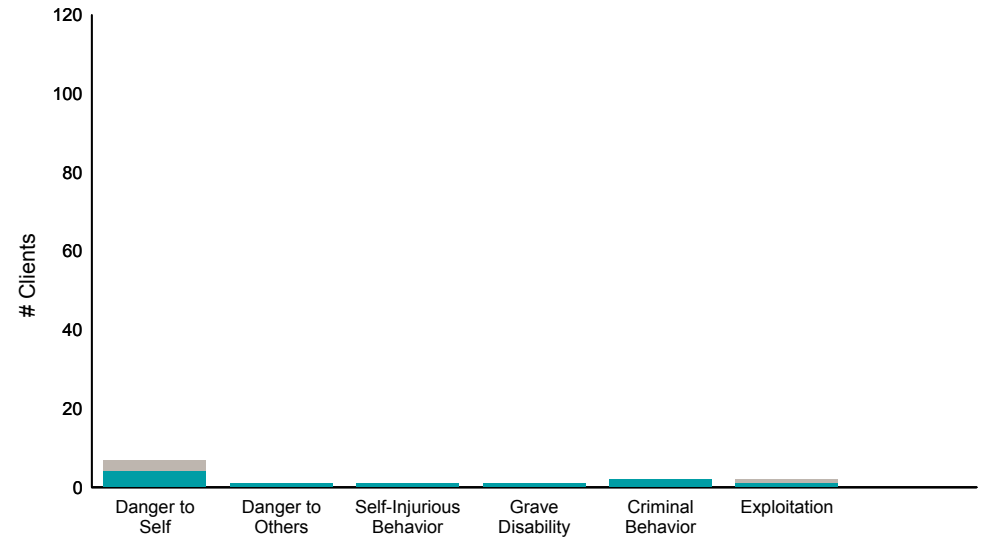


Item	% improvement
Psychosis	26% (9/34)
Depression	33% (17/52)
Anxiety	23% (13/56)
Adjustment to Trauma	39% (14/36)
Impulse Control	36% (5/14)
Interpersonal Problems	24% (4/17)
Substance Use	24% (12/51)
Optimism	30% (14/46)
Community Connection	29% (18/62)
Spiritual /Religious	26% (11/42)
Recovery Involvement	23% (6/26)

Life Domain Functioning



Risk Behaviors



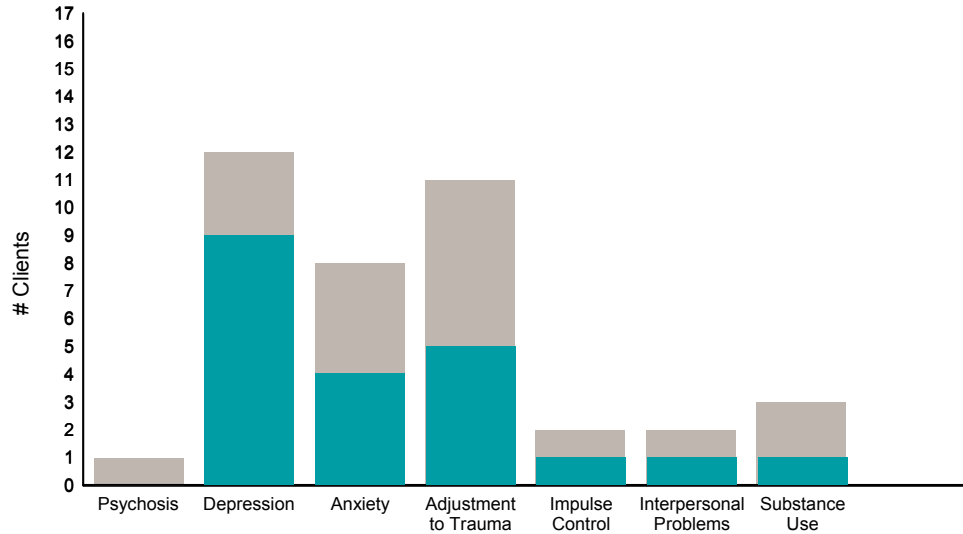
Item	% improvement
Physical /Medical	29% (15/51)
Family Functioning	45% (10/22)
Living Skills	63% (5/8)
Social Functioning	43% (10/23)
Residential Stability	31% (5/16)
Employ'm't	17% (10/58)
Medication Adherence	31% (4/13)
Cultural Stress	57% (4/7)
Danger to Self	57% (4/7)
Danger to Others	100% (1/1)
Self-Injurious Behavior	100% (1/1)
Grave Disability	100% (1/1)
Criminal Behavior	100% (2/2)
Exploitation	50% (1/2)

Didn't Improve
Improved

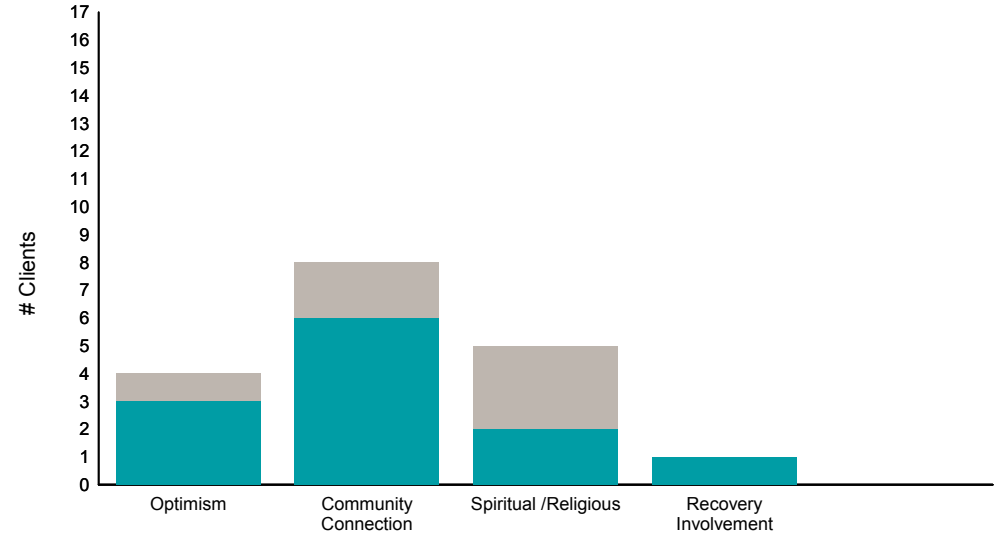
This report looks at current ANSAs to see how many clients improved on items rated 2 or 3 from the prior ANSA.

Num of episodes w/ min. 2 ANSAs: 17 Average days between ANSAs: 180.4 % clients improved on min. 30% of actionable items: **82% (= 14/17)**

Behavioral Health Domain

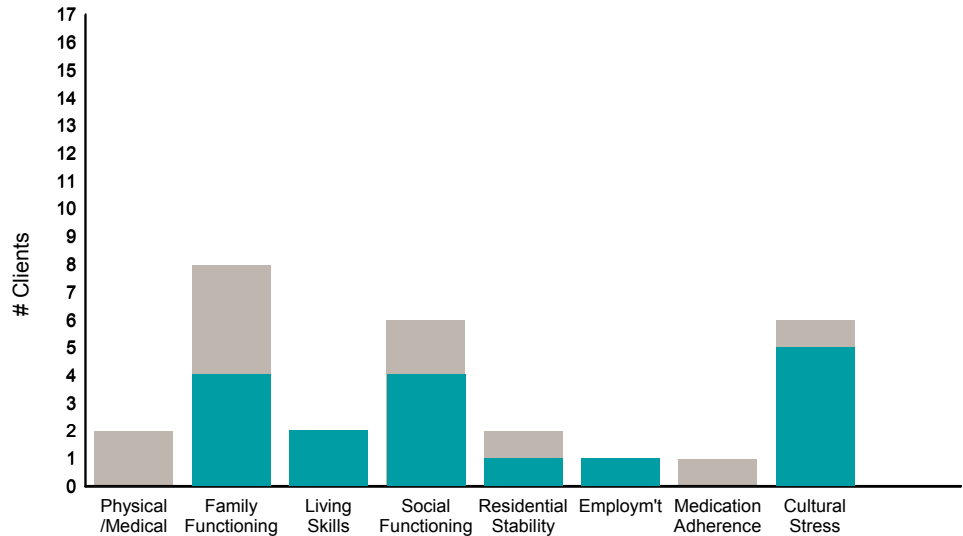


Strengths



Item	% improvement
Psychosis	0% (0/1)
Depression	75% (9/12)
Anxiety	50% (4/8)
Adjustment to Trauma	45% (5/11)
Impulse Control	50% (1/2)
Interpersonal Problems	50% (1/2)
Substance Use	33% (1/3)
Optimism	75% (3/4)
Community Connection	75% (6/8)
Spiritual /Religious	40% (2/5)
Recovery Involvement	100% (1/1)

Life Domain Functioning



Risk Behaviors



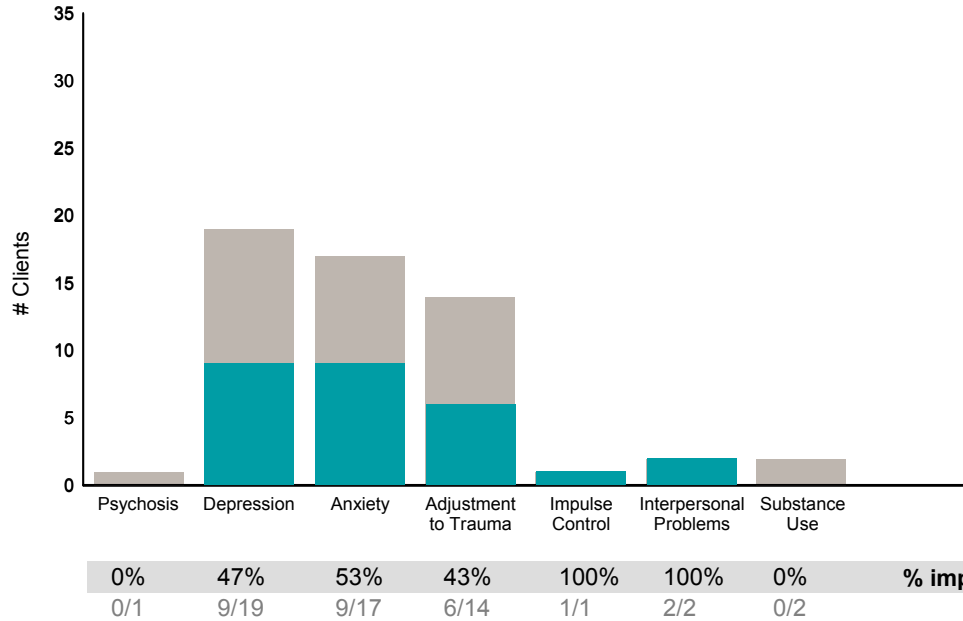
Item	% improvement
Physical /Medical	0% (0/2)
Family Functioning	50% (4/8)
Living Skills	100% (2/2)
Social Functioning	67% (4/6)
Residential Stability	50% (1/2)
Employ'm't	100% (1/1)
Medication Adherence	0% (0/1)
Cultural Stress	83% (5/6)
Danger to Self	100% (1/1)
Danger to Others	0% (0/0)
Self-Injurious Behavior	0% (0/0)
Grave Disability	0% (0/0)
Criminal Behavior	0% (0/0)
Exploitation	100% (1/1)

Didn't Improve
 Improved

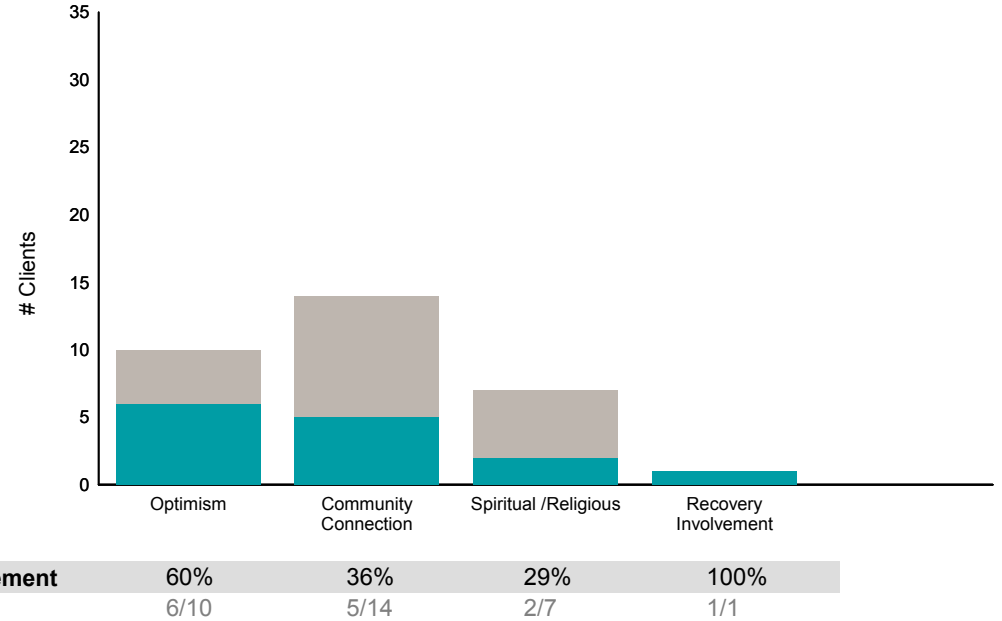
This report looks at current ANSAs to see how many clients improved on items rated 2 or 3 from the prior ANSA.

Num of episodes w/ min. 2 ANSAs: 31 Average days between ANSAs: 303.6 % clients improved on min. 30% of actionable items: **71% (= 15/21)**

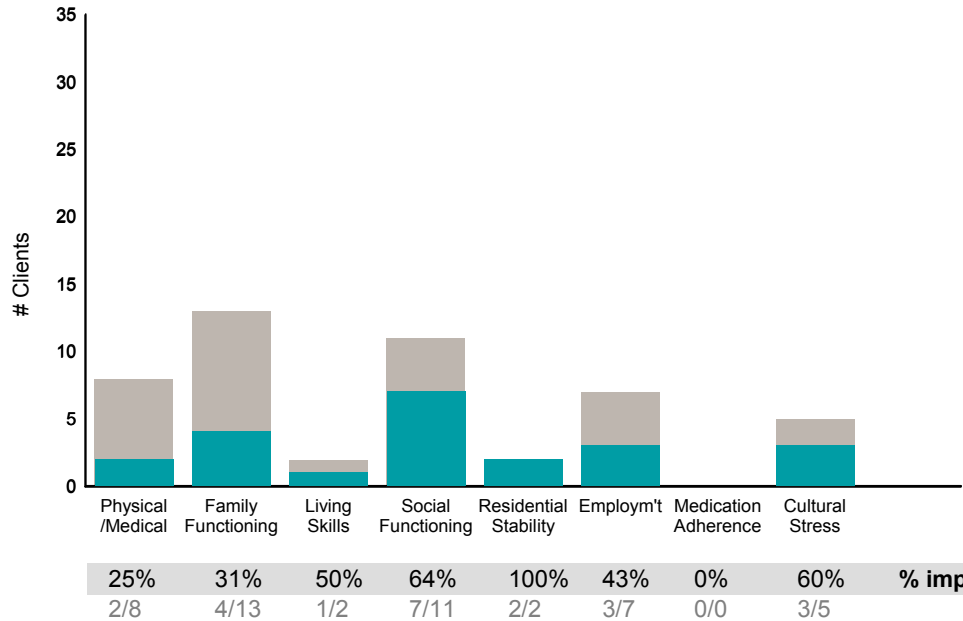
Behavioral Health Domain



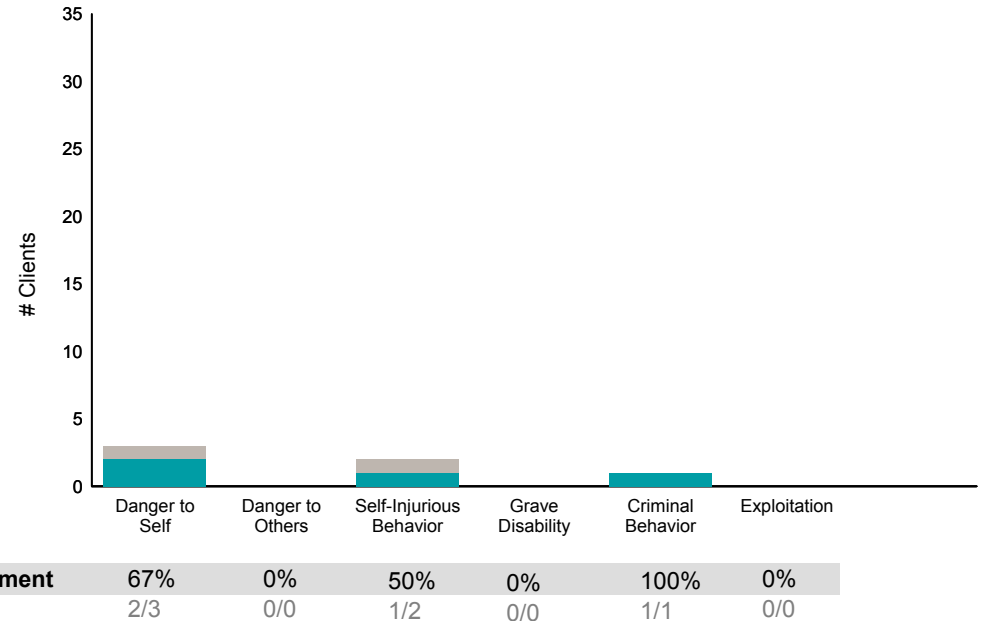
Strengths



Life Domain Functioning



Risk Behaviors

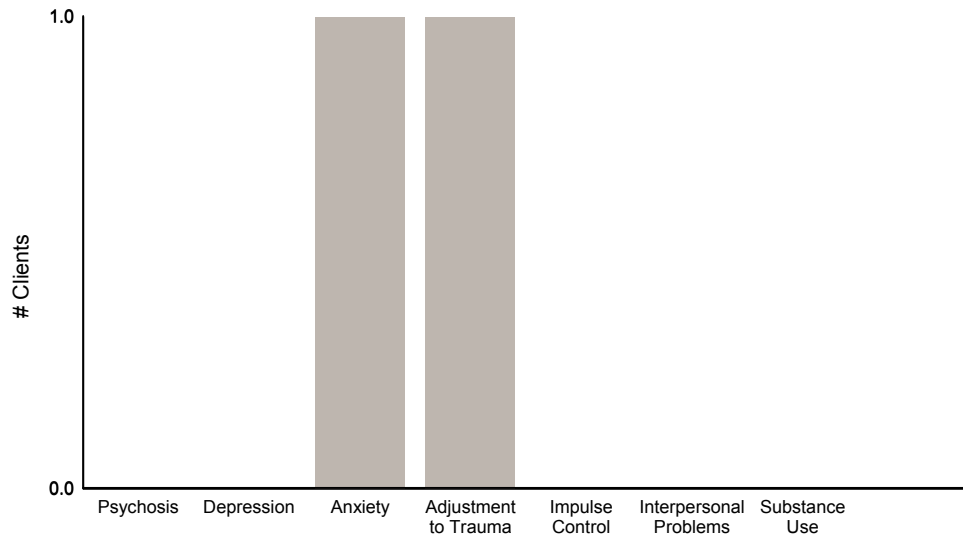


Didn't Improve
 Improved

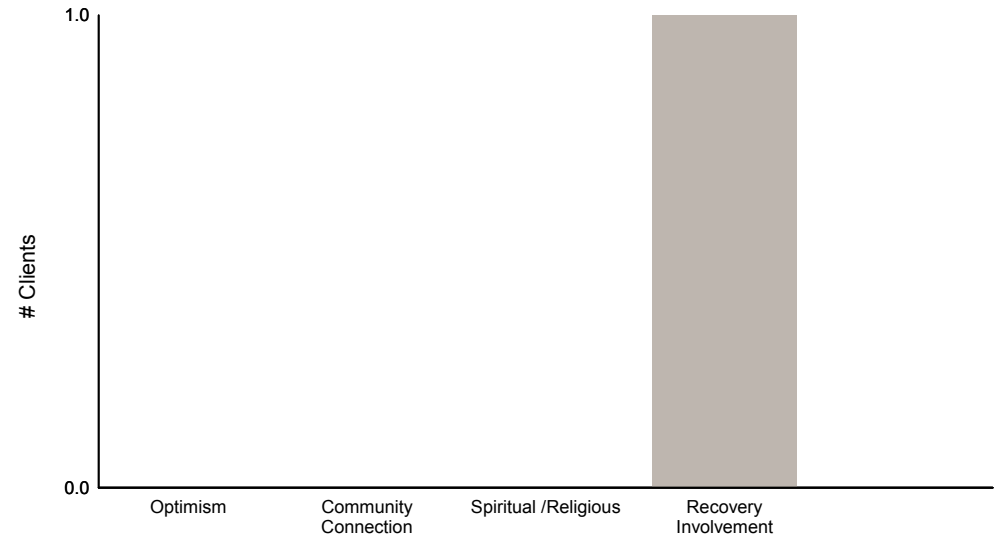
This report looks at current ANSAs to see how many clients improved on items rated 2 or 3 from the prior ANSA.

Num of episodes w/ min. 2 ANSAs: 1 Average days between ANSAs: 136.0 % clients improved on min. 30% of actionable items: **0%**

Behavioral Health Domain

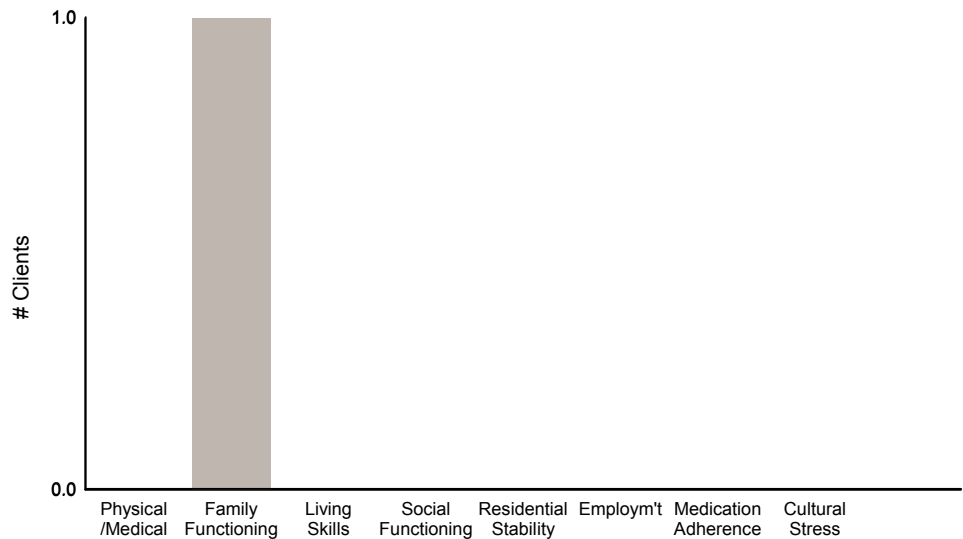


Strengths



0%	0%	0%	0%	0%	0%	0%	% improvement	0%	0%	0%	0%
0/0	0/0	0/1	0/1	0/0	0/0	0/0		0/0	0/0	0/0	0/1

Life Domain Functioning



Risk Behaviors



0%	0%	0%	0%	0%	0%	0%	0%	% improvement	0%	0%	0%	0%	0%	0%
0/0	0/1	0/0	0/0	0/0	0/0	0/0	0/0		0/0	0/0	0/0	0/0	0/0	0/0

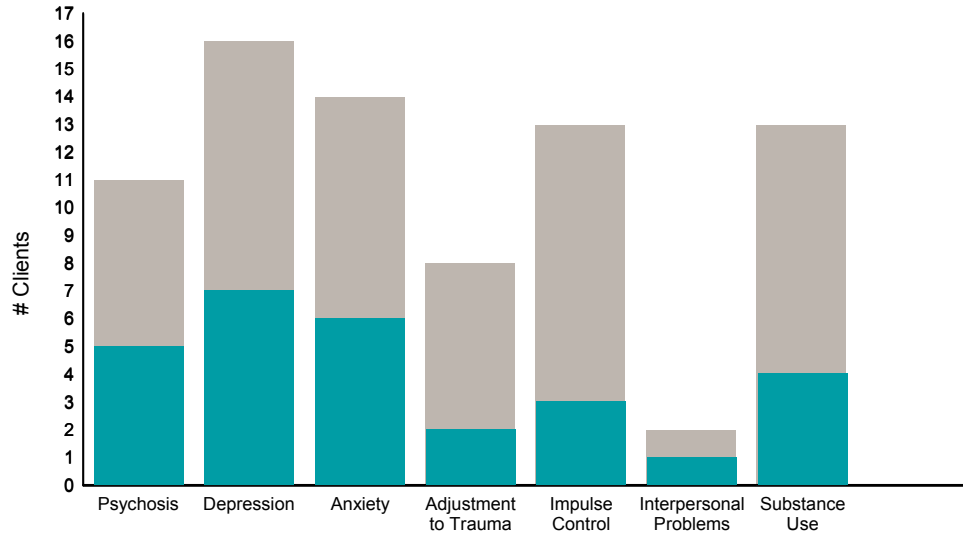
La Posada Crisis RES Progress (38081)

■ Didn't Improve
■ Improved

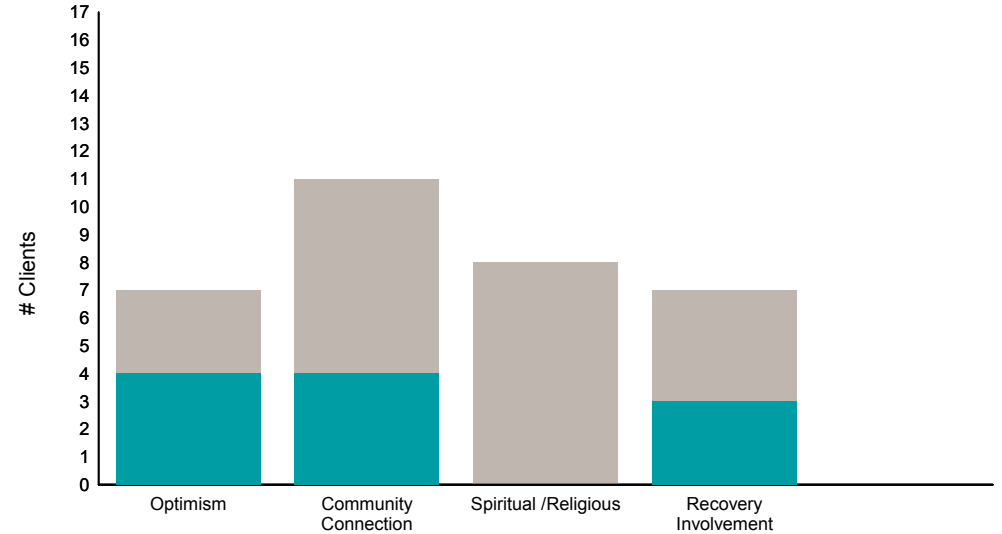
This report looks at current ANSAs to see how many clients improved on items rated 2 or 3 from the prior ANSA.

Num of episodes w/ min. 2 ANSAs: 17 Average days between ANSAs: 27.9 % clients improved on min. 30% of actionable items: **59% (= 10/17)**

Behavioral Health Domain

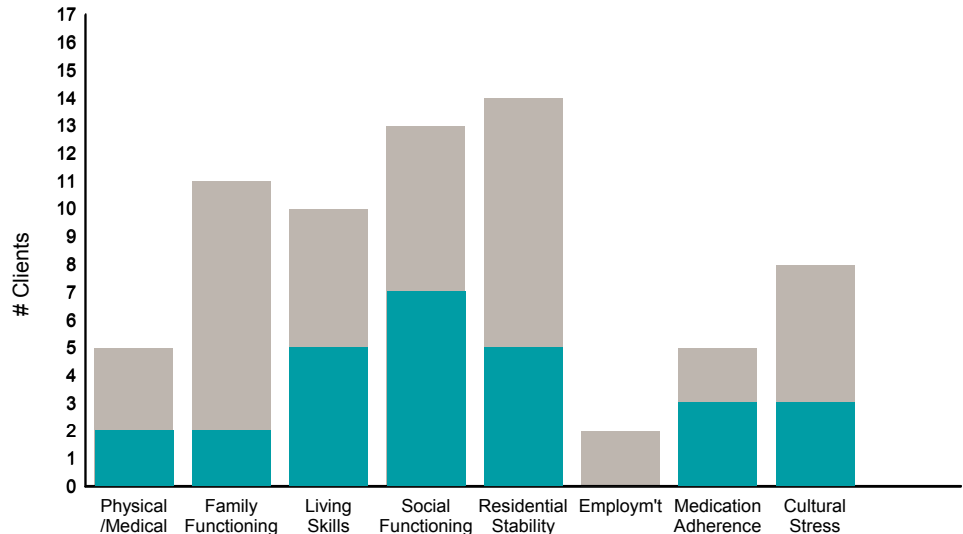


Strengths

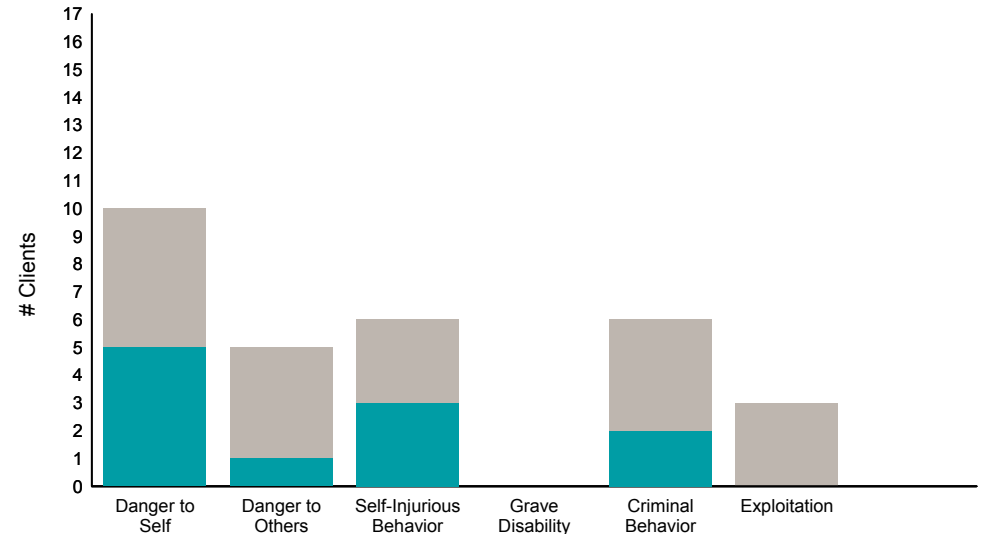


Item	% improvement
Psychosis	45% (5/11)
Depression	44% (7/16)
Anxiety	43% (6/14)
Adjustment to Trauma	25% (2/8)
Impulse Control	23% (3/13)
Interpersonal Problems	50% (1/2)
Substance Use	31% (4/13)
Optimism	57% (4/7)
Community Connection	36% (4/11)
Spiritual /Religious	0% (0/8)
Recovery Involvement	43% (3/7)

Life Domain Functioning



Risk Behaviors

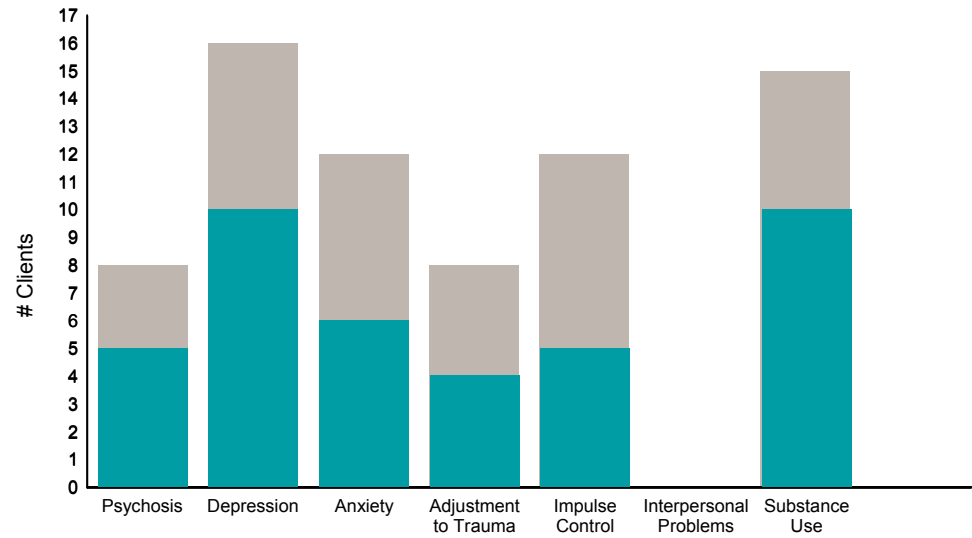


Item	% improvement
Physical /Medical	40% (2/5)
Family Functioning	18% (2/11)
Living Skills	50% (5/10)
Social Functioning	54% (7/13)
Residential Stability	36% (5/14)
Employ'm't	0% (0/2)
Medication Adherence	60% (3/5)
Cultural Stress	38% (3/8)
Danger to Self	50% (5/10)
Danger to Others	20% (1/5)
Self-Injurious Behavior	50% (3/6)
Grave Disability	0% (0/0)
Criminal Behavior	33% (2/6)
Exploitation	0% (0/3)

Didn't Improve
 Improved
 This report looks at current ANSAs to see how many clients improved on items rated 2 or 3 from the prior ANSA.

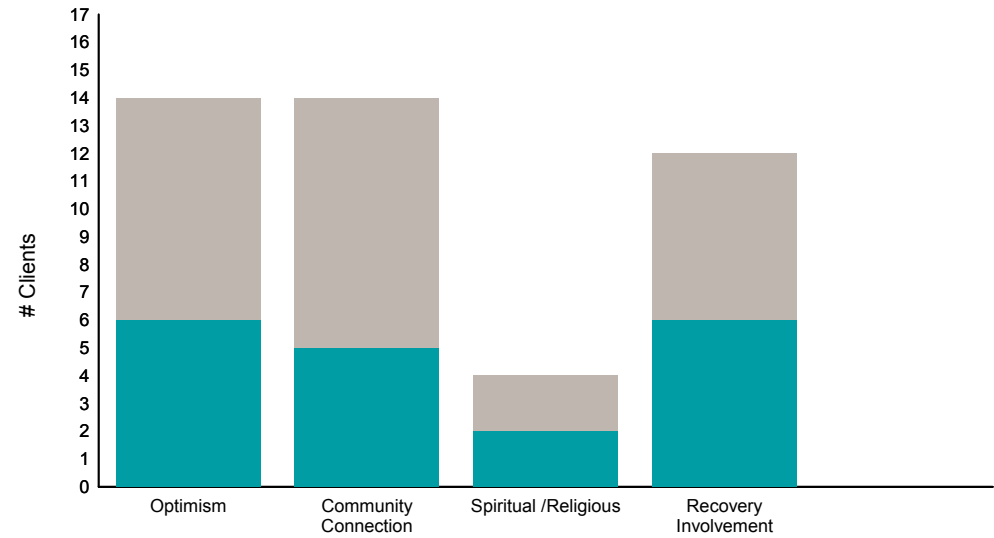
Num of episodes w/ min. 2 ANSAs: 17 Average days between ANSAs: 59.4 % clients improved on min. 30% of actionable items: **71% (= 12/17)**

Behavioral Health Domain



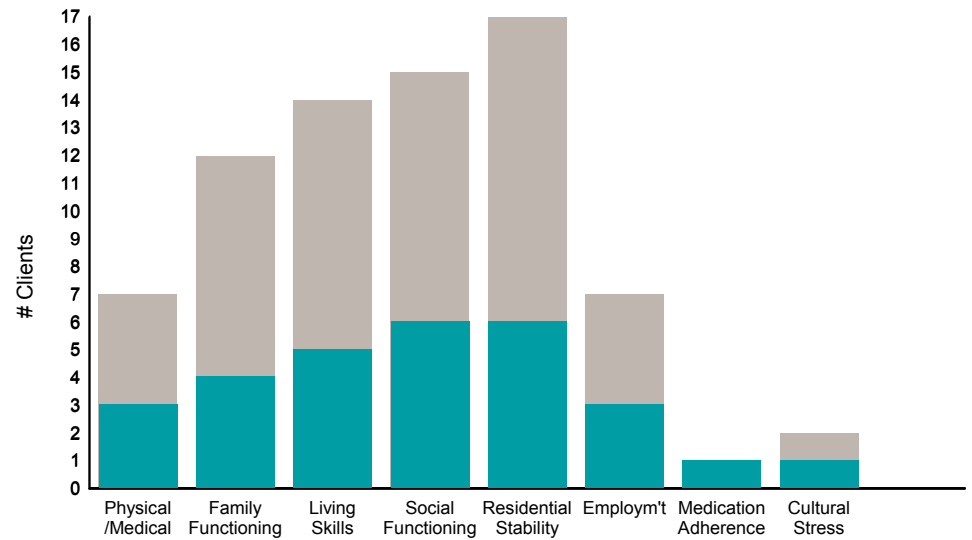
Item	% improvement
Psychosis	63% (5/8)
Depression	63% (10/16)
Anxiety	50% (6/12)
Adjustment to Trauma	50% (4/8)
Impulse Control	42% (5/12)
Interpersonal Problems	0% (0/0)
Substance Use	67% (10/15)

Strengths



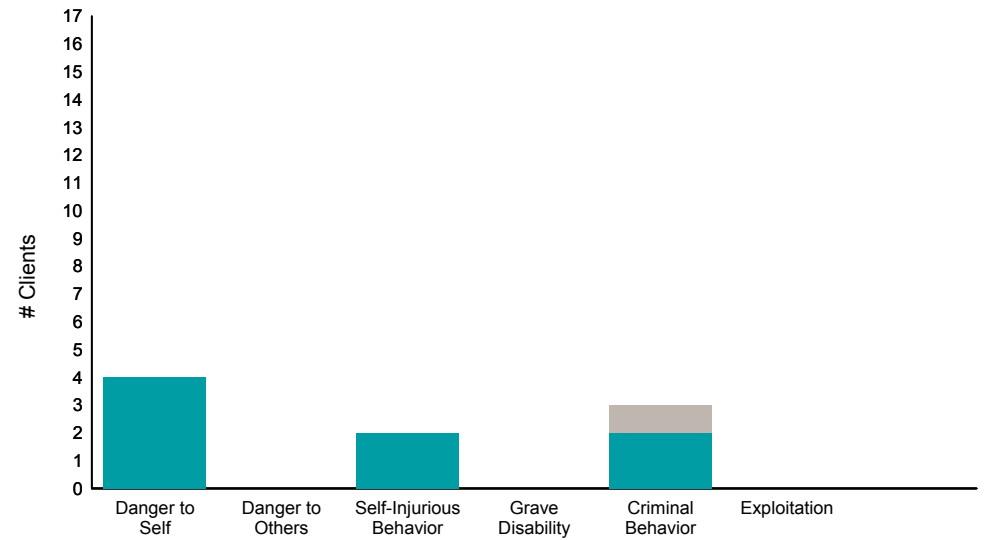
Item	% improvement
Optimism	43% (6/14)
Community Connection	36% (5/14)
Spiritual /Religious	50% (2/4)
Recovery Involvement	50% (6/12)

Life Domain Functioning



Item	% improvement
Physical /Medical	43% (3/7)
Family Functioning	33% (4/12)
Living Skills	36% (5/14)
Social Functioning	40% (6/15)
Residential Stability	35% (6/17)
Employm't	43% (3/7)
Medication Adherence	100% (1/1)
Cultural Stress	50% (1/2)

Risk Behaviors



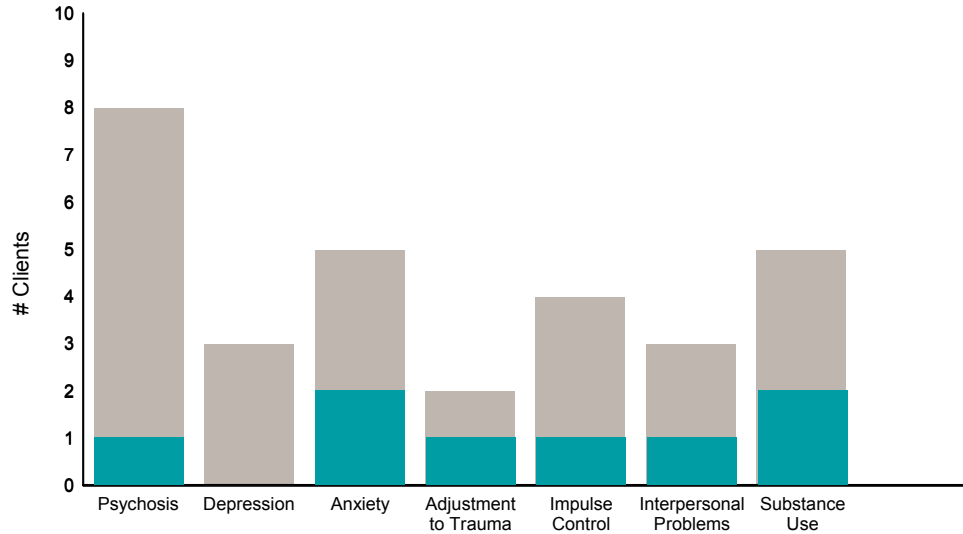
Item	% improvement
Danger to Self	100% (4/4)
Danger to Others	0% (0/0)
Self-Injurious Behavior	100% (2/2)
Grave Disability	0% (0/0)
Criminal Behavior	67% (2/3)
Exploitation	0% (0/0)

Didn't Improve
 Improved

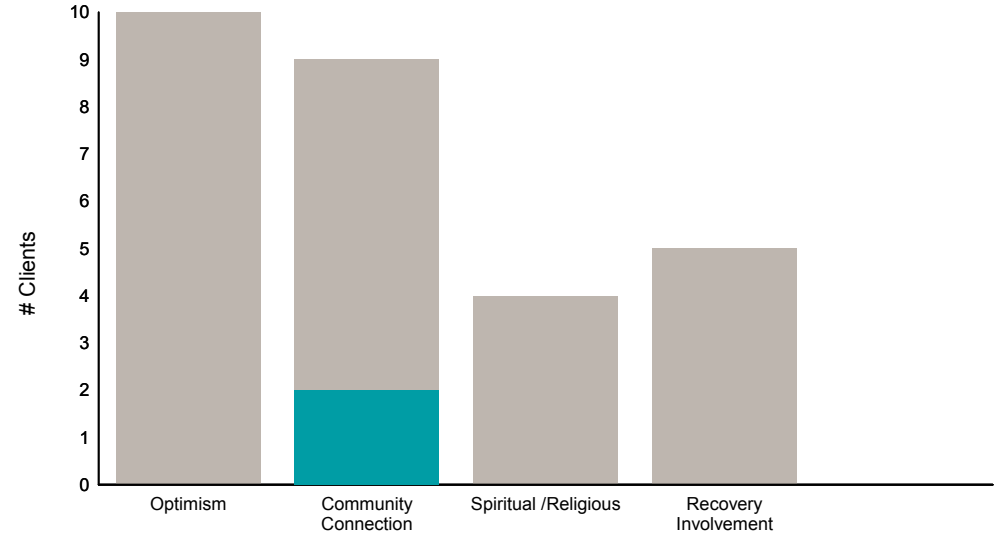
This report looks at current ANSAs to see how many clients improved on items rated 2 or 3 from the prior ANSA.

Num of episodes w/ min. 2 ANSAs: 10 Average days between ANSAs: 236.7 % clients improved on min. 30% of actionable items: **20% (= 2/10)**

Behavioral Health Domain

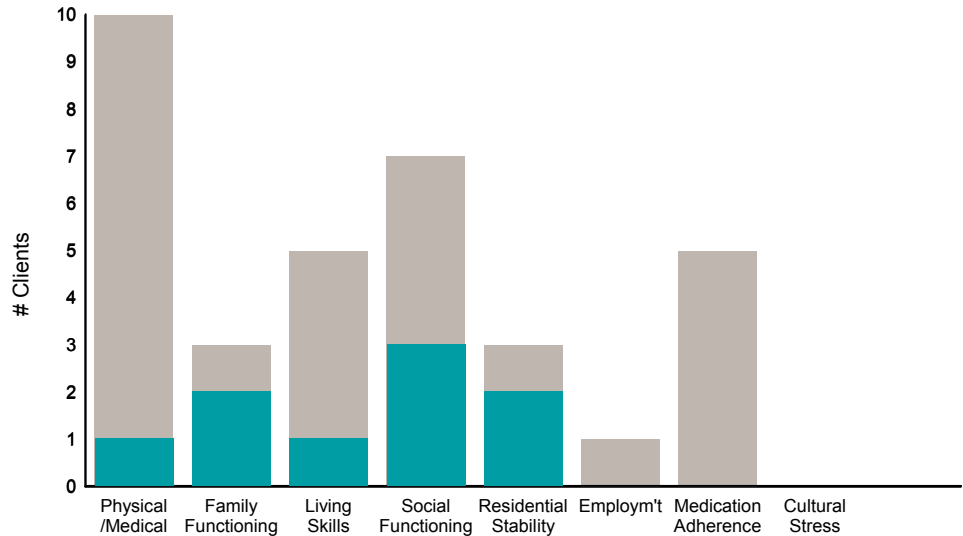


Strengths

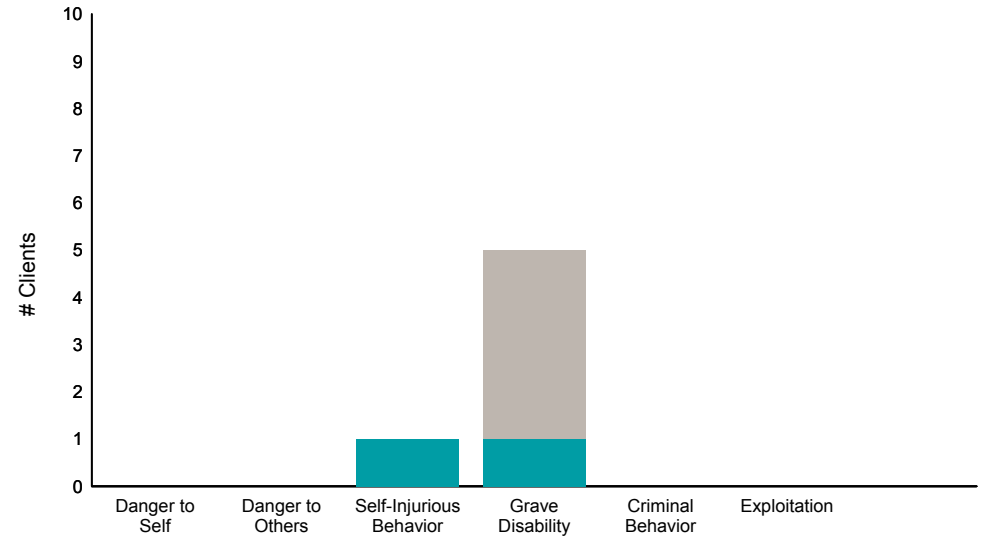


Item	% improvement
Psychosis	13% (1/8)
Depression	0% (0/3)
Anxiety	40% (2/5)
Adjustment to Trauma	50% (1/2)
Impulse Control	25% (1/4)
Interpersonal Problems	33% (1/3)
Substance Use	40% (2/5)
Optimism	0% (0/10)
Community Connection	22% (2/9)
Spiritual /Religious	0% (0/4)
Recovery Involvement	0% (0/5)

Life Domain Functioning



Risk Behaviors



Item	% improvement
Physical /Medical	10% (1/10)
Family Functioning	67% (2/3)
Living Skills	20% (1/5)
Social Functioning	43% (3/7)
Residential Stability	67% (2/3)
Employ'm't	0% (0/1)
Medication Adherence	0% (0/5)
Cultural Stress	0% (0/0)
Danger to Self	0% (0/0)
Danger to Others	0% (0/0)
Self-Injurious Behavior	100% (1/1)
Grave Disability	20% (1/5)
Criminal Behavior	0% (0/0)
Exploitation	0% (0/0)

Didn't Improve
 Improved

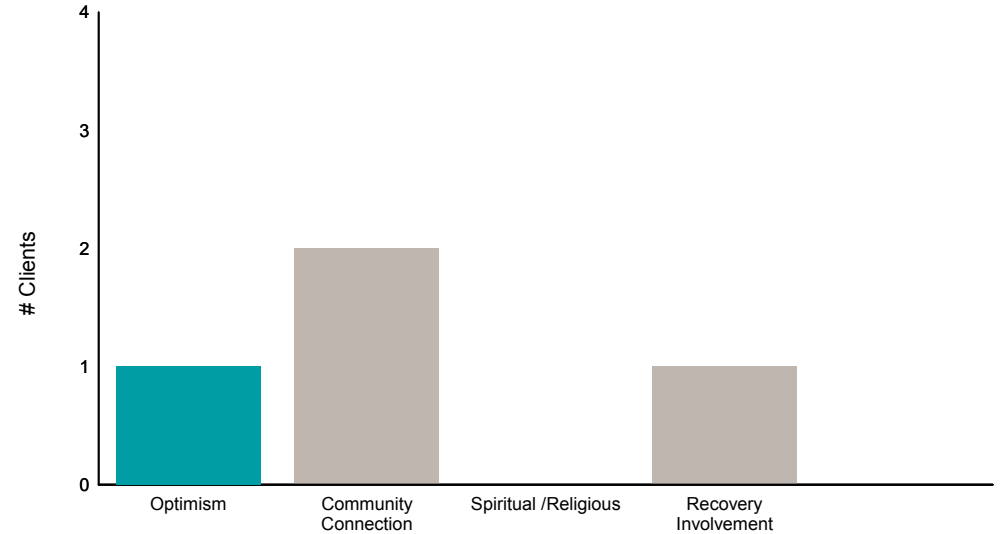
This report looks at current ANSAs to see how many clients improved on items rated 2 or 3 from the prior ANSA.

Num of episodes w/ min. 2 ANSAs: 4 Average days between ANSAs: 259.3 % clients improved on min. 30% of actionable items: **75% (= 3/4)**

Behavioral Health Domain

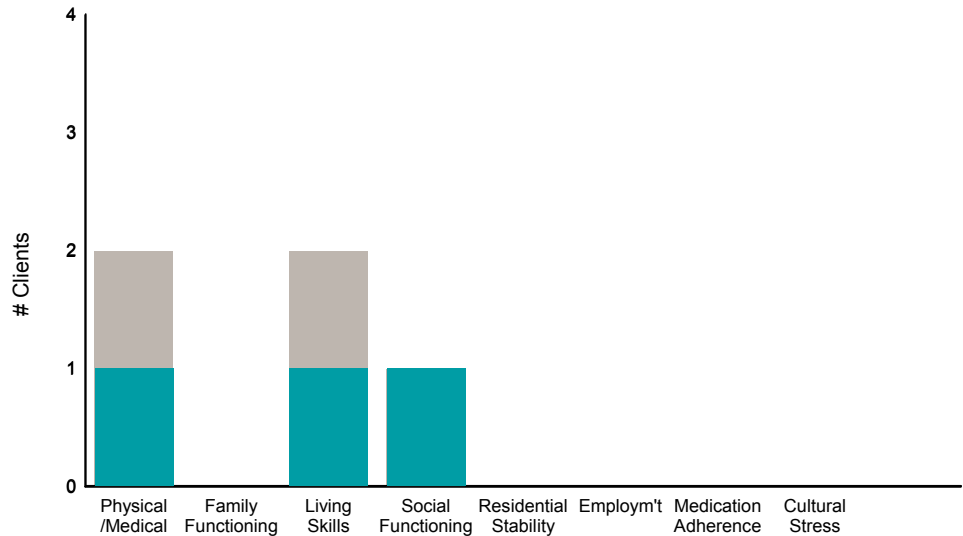


Strengths

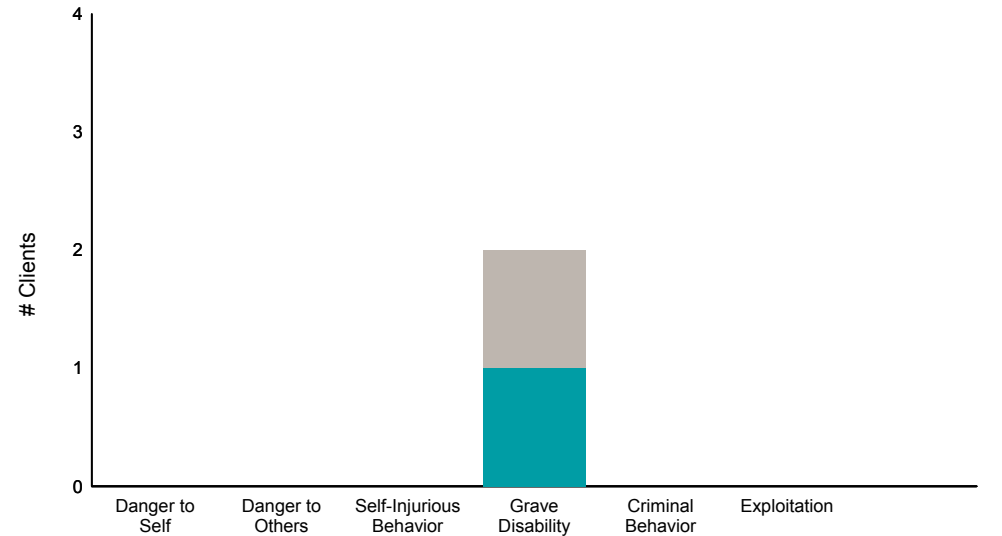


							% improvement				
67%	0%	0%	0%	0%	0%	0%	100%	0%	0%	0%	
2/3	0/0	0/0	0/0	0/1	0/0	0/1	1/1	0/2	0/0	0/1	

Life Domain Functioning



Risk Behaviors



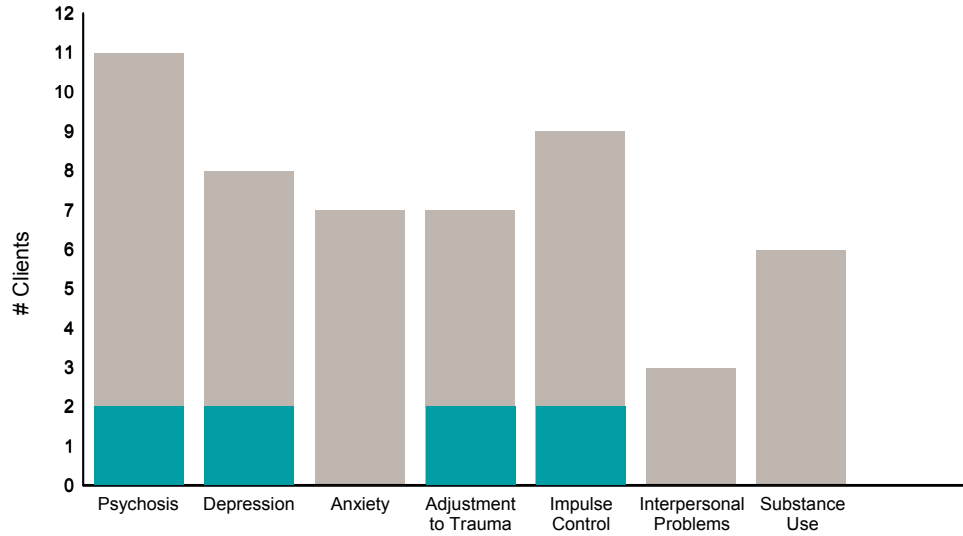
								% improvement				
50%	0%	50%	100%	0%	0%	0%	0%	0%	0%	0%		
1/2	0/0	1/2	1/1	0/0	0/0	0/0	0/0	1/2	0/0	0/0		

■ Didn't Improve
■ Improved

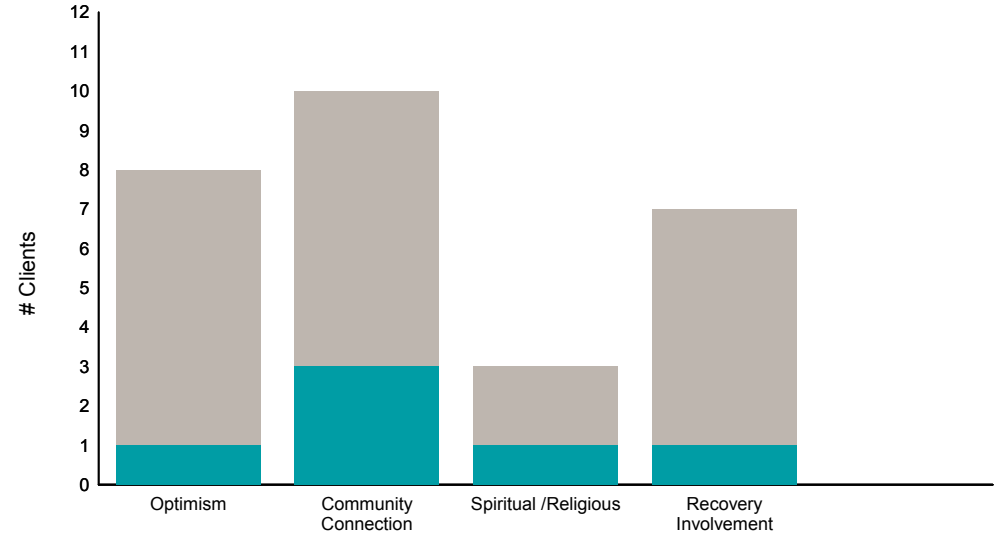
This report looks at current ANSAs to see how many clients improved on items rated 2 or 3 from the prior ANSA.

Num of episodes w/ min. 2 ANSAs: 12 Average days between ANSAs: 520.9 % clients improved on min. 30% of actionable items: **36% (= 4/11)**

Behavioral Health Domain

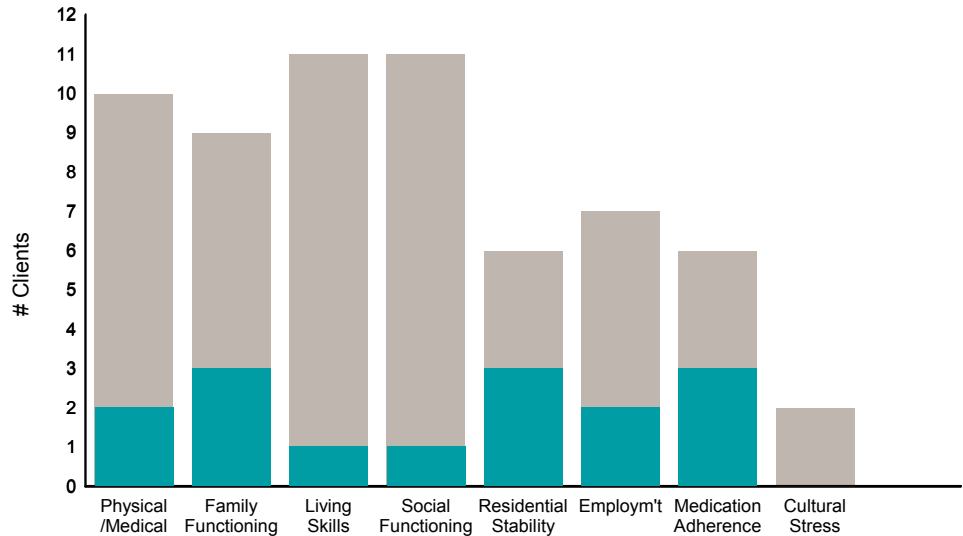


Strengths

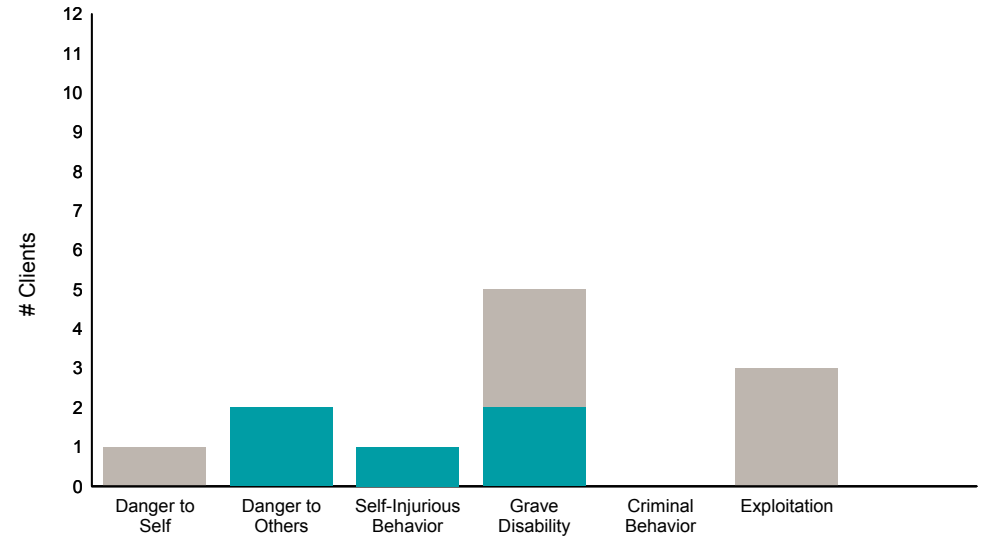


Behavioral Health Domain							Strengths			
18%	25%	0%	29%	22%	0%	0%	13%	30%	33%	14%
2/11	2/8	0/7	2/7	2/9	0/3	0/6	1/8	3/10	1/3	1/7
% improvement										

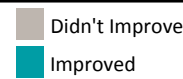
Life Domain Functioning



Risk Behaviors



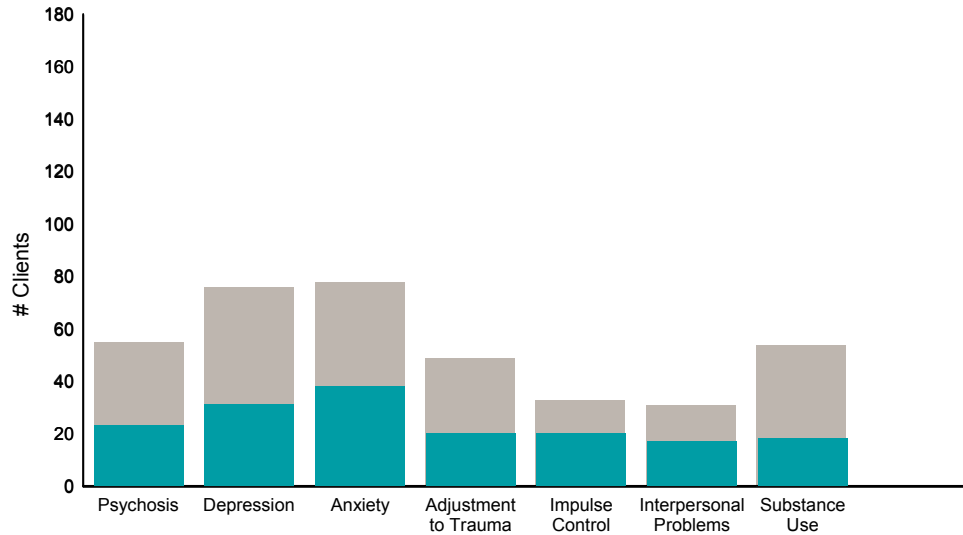
Life Domain Functioning								Risk Behaviors					
20%	33%	9%	9%	50%	29%	50%	0%	0%	100%	100%	40%	0%	0%
2/10	3/9	1/11	1/11	3/6	2/7	3/6	0/2	0/1	2/2	1/1	2/5	0/0	0/3
% improvement													



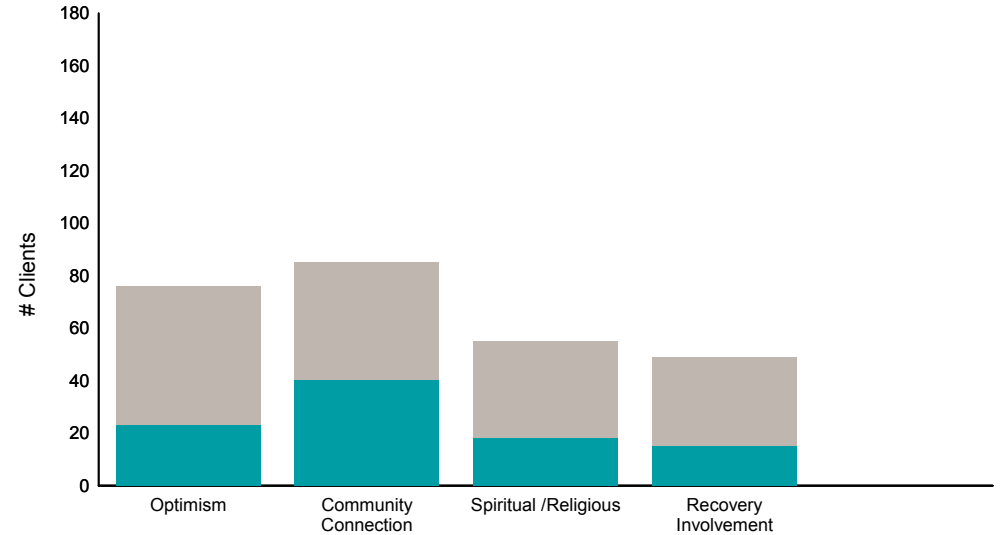
This report looks at current ANSAs to see how many clients improved on items rated 2 or 3 from the prior ANSA.

Num of episodes w/ min. 2 ANSAs: 169 Average days between ANSAs: 401.0 % clients improved on min. 30% of actionable items: **66% (= 95/145)**

Behavioral Health Domain

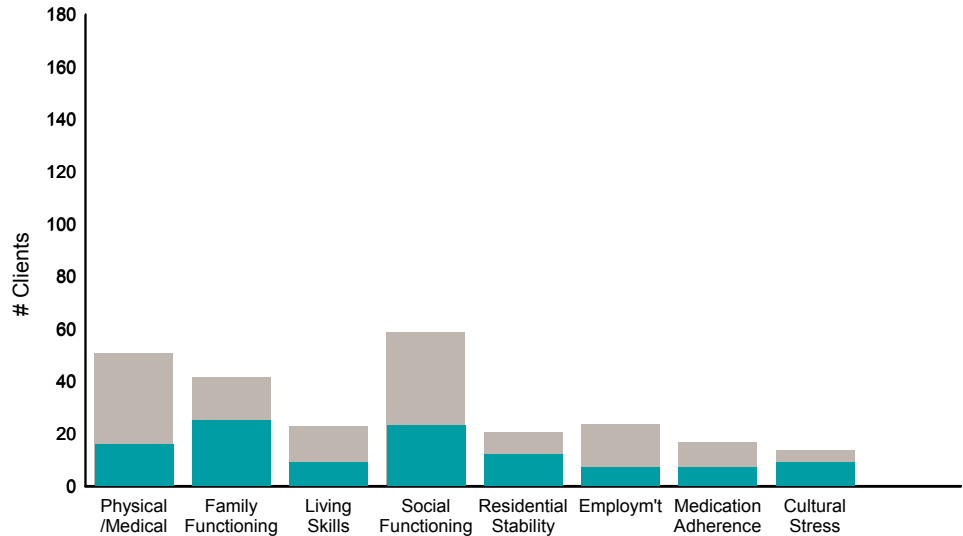


Strengths

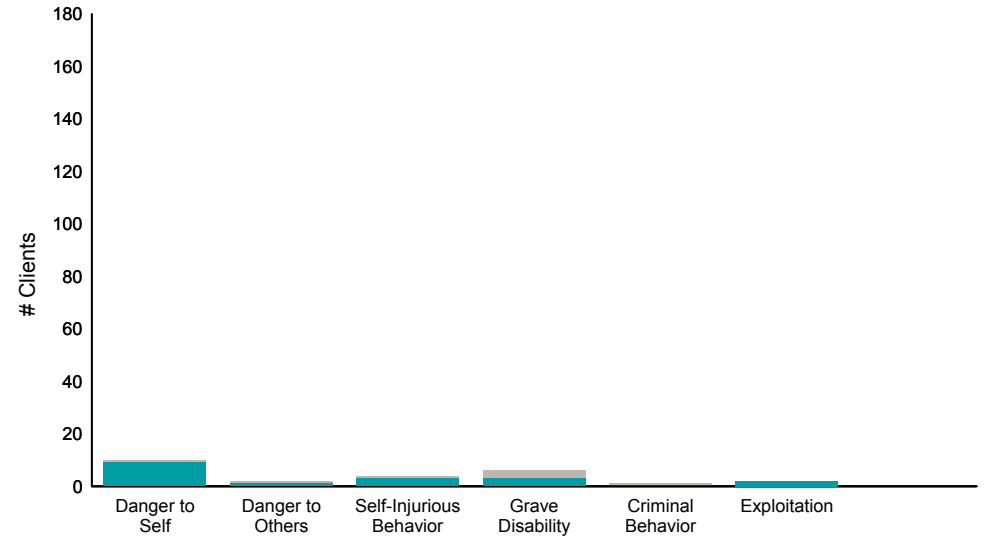


Item	% improvement
Psychosis	42% (23/55)
Depression	41% (31/76)
Anxiety	49% (38/78)
Adjustment to Trauma	41% (20/49)
Impulse Control	61% (20/33)
Interpersonal Problems	55% (17/31)
Substance Use	33% (18/54)
Optimism	30% (23/76)
Community Connection	47% (40/85)
Spiritual /Religious	33% (18/55)
Recovery Involvement	31% (15/49)

Life Domain Functioning



Risk Behaviors



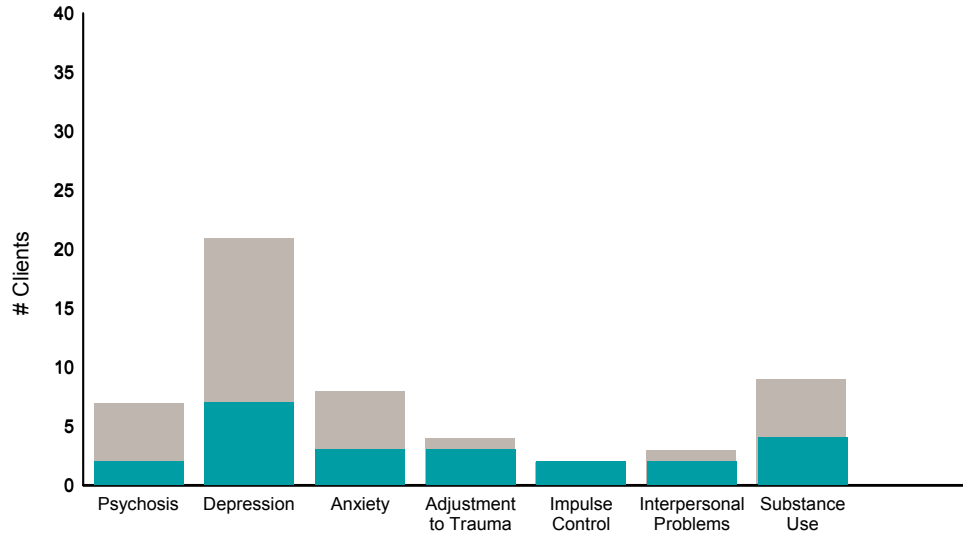
Item	% improvement
Physical /Medical	31% (16/51)
Family Functioning	60% (25/42)
Living Skills	39% (9/23)
Social Functioning	39% (23/59)
Residential Stability	57% (12/21)
Employ'm't	29% (7/24)
Medication Adherence	41% (7/17)
Cultural Stress	64% (9/14)
Danger to Self	90% (9/10)
Danger to Others	50% (1/2)
Self-Injurious Behavior	75% (3/4)
Grave Disability	50% (3/6)
Criminal Behavior	0% (0/1)
Exploitation	100% (2/2)

■ Didn't Improve
■ Improved

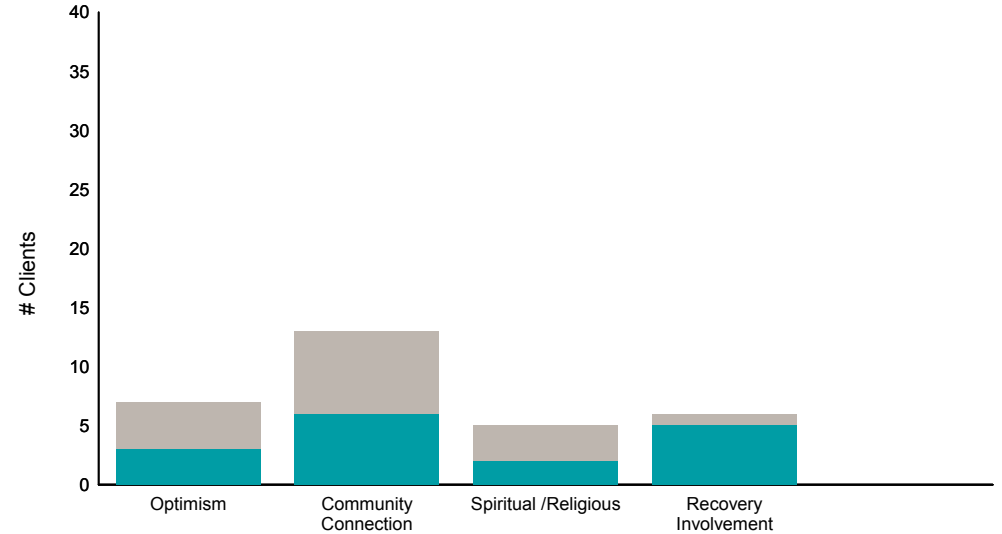
This report looks at current ANSAs to see how many clients improved on items rated 2 or 3 from the prior ANSA.

Num of episodes w/ min. 2 ANSAs: 39 Average days between ANSAs: 344.6 % clients improved on min. 30% of actionable items: **59% (= 22/37)**

Behavioral Health Domain

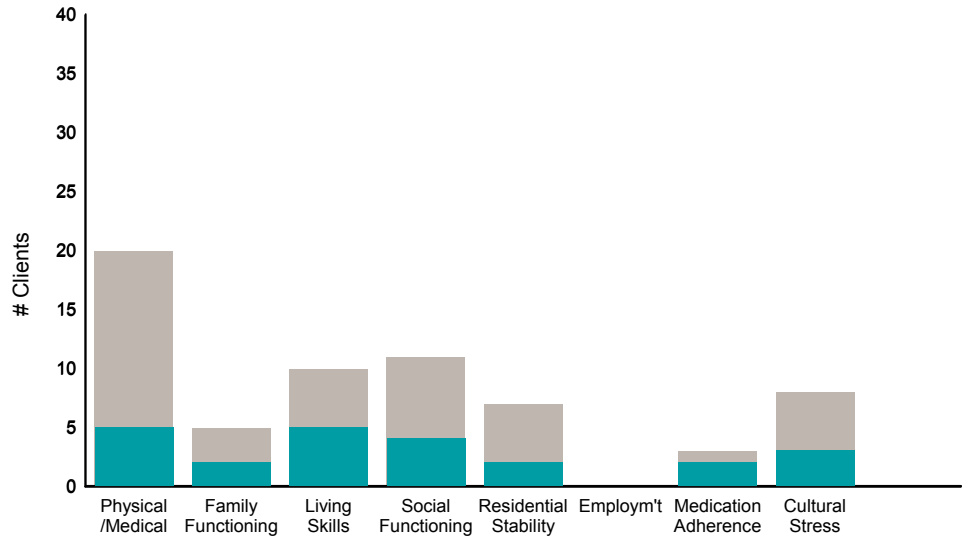


Strengths



Item	% improvement
Psychosis	29% (2/7)
Depression	33% (7/21)
Anxiety	38% (3/8)
Adjustment to Trauma	75% (3/4)
Impulse Control	100% (2/2)
Interpersonal Problems	67% (2/3)
Substance Use	44% (4/9)
Optimism	43% (3/7)
Community Connection	46% (6/13)
Spiritual /Religious	40% (2/5)
Recovery Involvement	83% (5/6)

Life Domain Functioning



Risk Behaviors



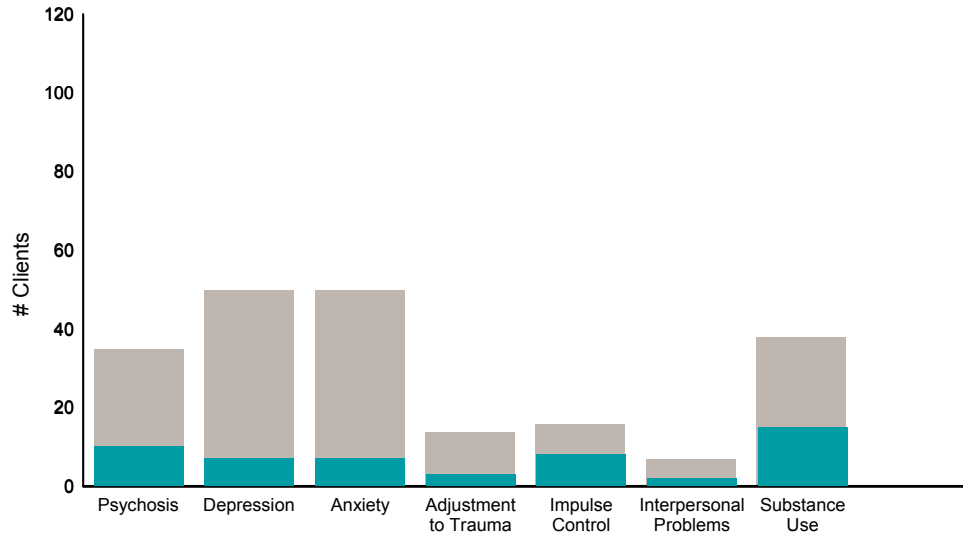
Item	% improvement
Physical /Medical	25% (5/20)
Family Functioning	40% (2/5)
Living Skills	50% (5/10)
Social Functioning	36% (4/11)
Residential Stability	29% (2/7)
Employ'm't	0% (0/0)
Medication Adherence	67% (2/3)
Cultural Stress	38% (3/8)
Danger to Self	0% (0/1)
Danger to Others	0% (0/0)
Self-Injurious Behavior	0% (0/0)
Grave Disability	100% (2/2)
Criminal Behavior	0% (0/0)
Exploitation	0% (0/0)

Didn't Improve
 Improved

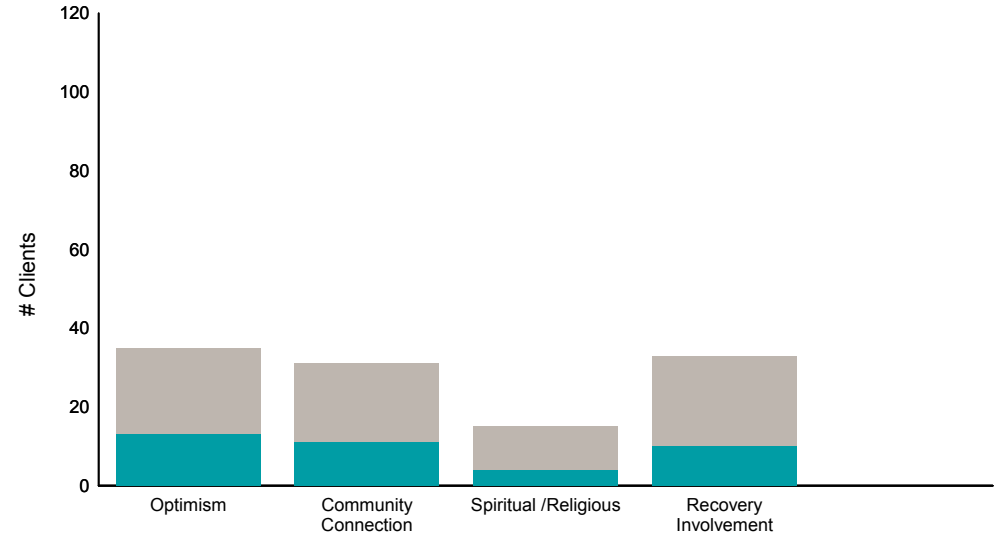
This report looks at current ANSAs to see how many clients improved on items rated 2 or 3 from the prior ANSA.

Num of episodes w/ min. 2 ANSAs: 105 Average days between ANSAs: 357.3 % clients improved on min. 30% of actionable items: **48% (= 46/96)**

Behavioral Health Domain

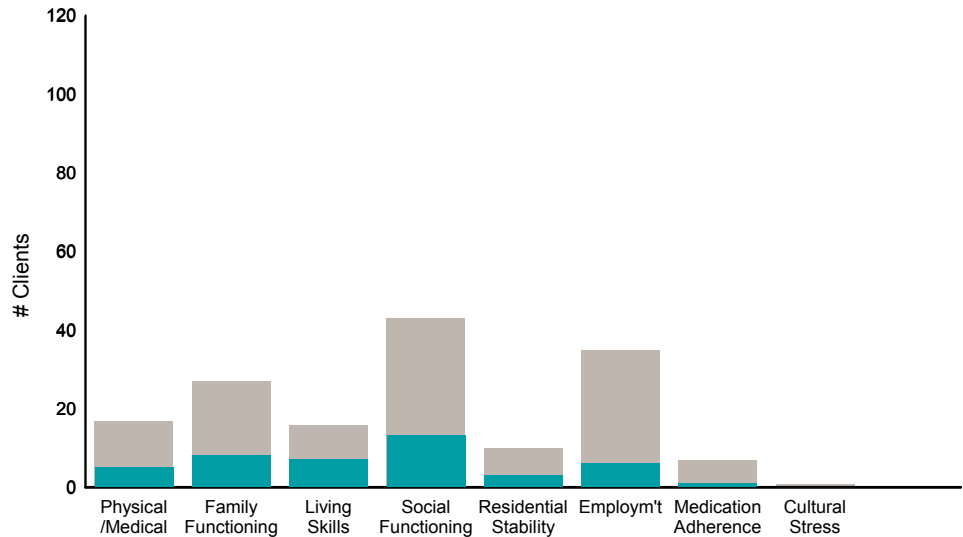


Strengths

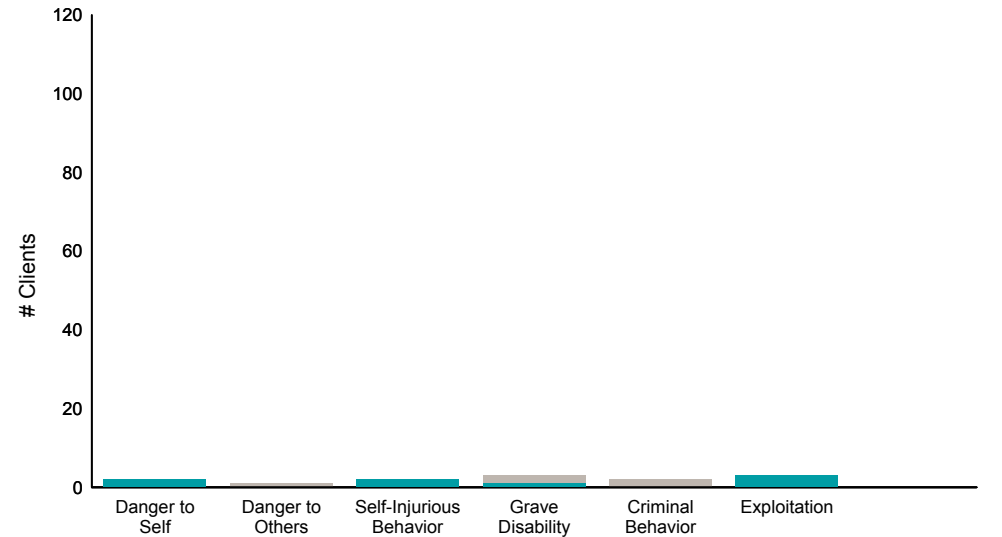


Item	% improvement
Psychosis	29% (10/35)
Depression	14% (7/50)
Anxiety	14% (7/50)
Adjustment to Trauma	21% (3/14)
Impulse Control	50% (8/16)
Interpersonal Problems	29% (2/7)
Substance Use	39% (15/38)
Optimism	37% (13/35)
Community Connection	35% (11/31)
Spiritual /Religious	27% (4/15)
Recovery Involvement	30% (10/33)

Life Domain Functioning



Risk Behaviors



Item	% improvement
Physical /Medical	29% (5/17)
Family Functioning	30% (8/27)
Living Skills	44% (7/16)
Social Functioning	30% (13/43)
Residential Stability	30% (3/10)
Employ'm't	17% (6/35)
Medication Adherence	14% (1/7)
Cultural Stress	0% (0/1)
Danger to Self	100% (2/2)
Danger to Others	0% (0/1)
Self-Injurious Behavior	100% (2/2)
Grave Disability	33% (1/3)
Criminal Behavior	0% (0/2)
Exploitation	100% (3/3)

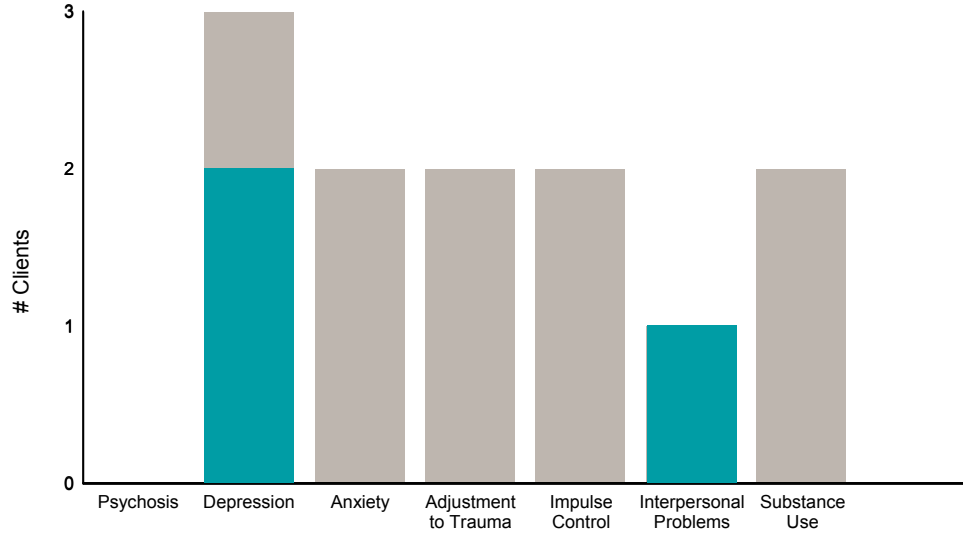
FY17-18 Q1 Objective A.2 ANSA Outcomes Item-Level Report
Progress Ashbury House & Day Treatment (8984 EPISODE, 89841)

Didn't Improve
 Improved

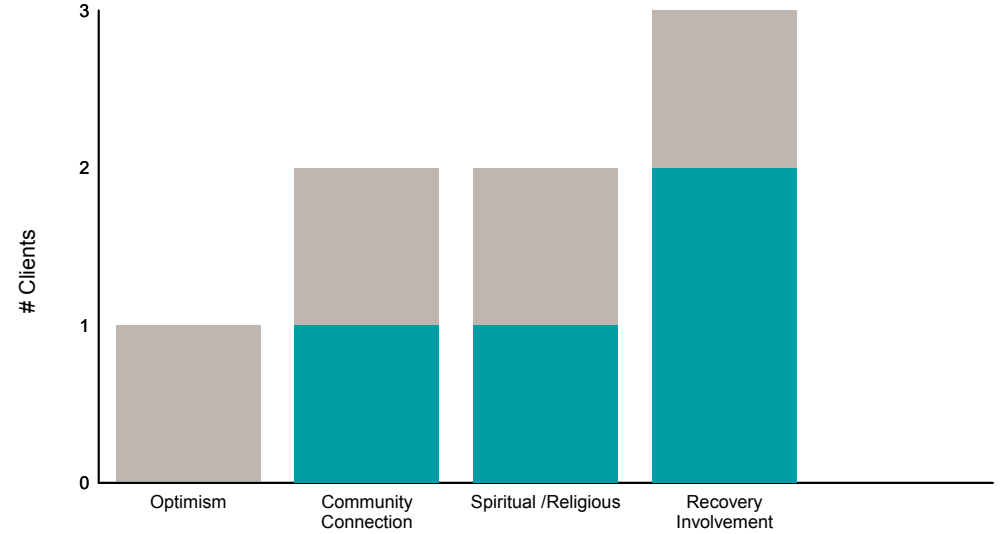
This report looks at current ANSAs to see how many clients improved on items rated 2 or 3 from the prior ANSA.

Num of episodes w/ min. 2 ANSAs: 3 Average days between ANSAs: 120.0 % clients improved on min. 30% of actionable items: **67% (= 2/3)**

Behavioral Health Domain

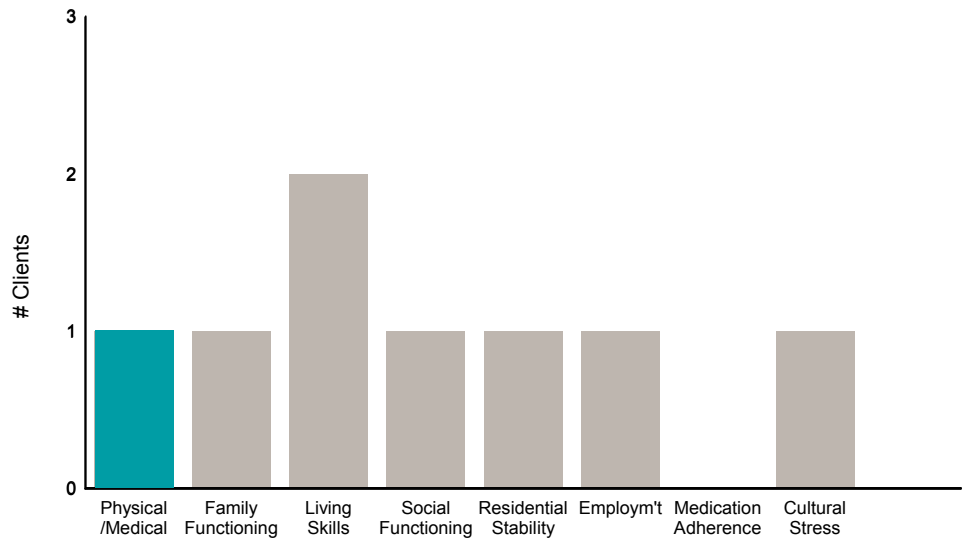


Strengths



Item	% improvement
Psychosis	0% (0/0)
Depression	67% (2/3)
Anxiety	0% (0/2)
Adjustment to Trauma	0% (0/2)
Impulse Control	0% (0/2)
Interpersonal Problems	100% (1/1)
Substance Use	0% (0/2)
Optimism	0% (0/1)
Community Connection	50% (1/2)
Spiritual /Religious	50% (1/2)
Recovery Involvement	67% (2/3)

Life Domain Functioning



Risk Behaviors



Item	% improvement
Physical /Medical	100% (1/1)
Family Functioning	0% (0/1)
Living Skills	0% (0/2)
Social Functioning	0% (0/1)
Residential Stability	0% (0/1)
Employm't	0% (0/1)
Medication Adherence	0% (0/0)
Cultural Stress	0% (0/1)
Danger to Self	0% (0/0)
Danger to Others	0% (0/0)
Self-Injurious Behavior	0% (0/0)
Grave Disability	0% (0/0)
Criminal Behavior	0% (0/0)
Exploitation	0% (0/0)

This report reflects data from 7/1/2017 - 9/30/2017

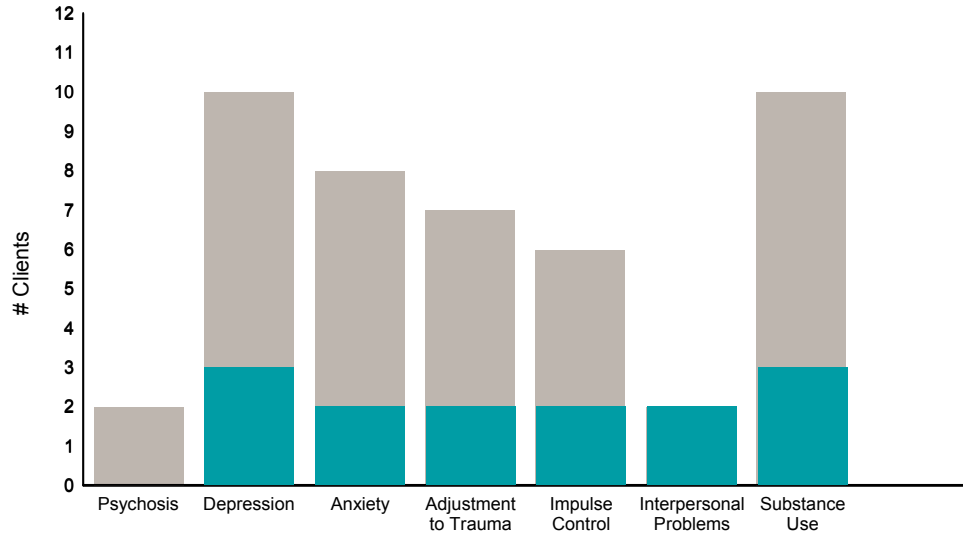
Progress House Resident Adult (38371)

Didn't Improve
Improved

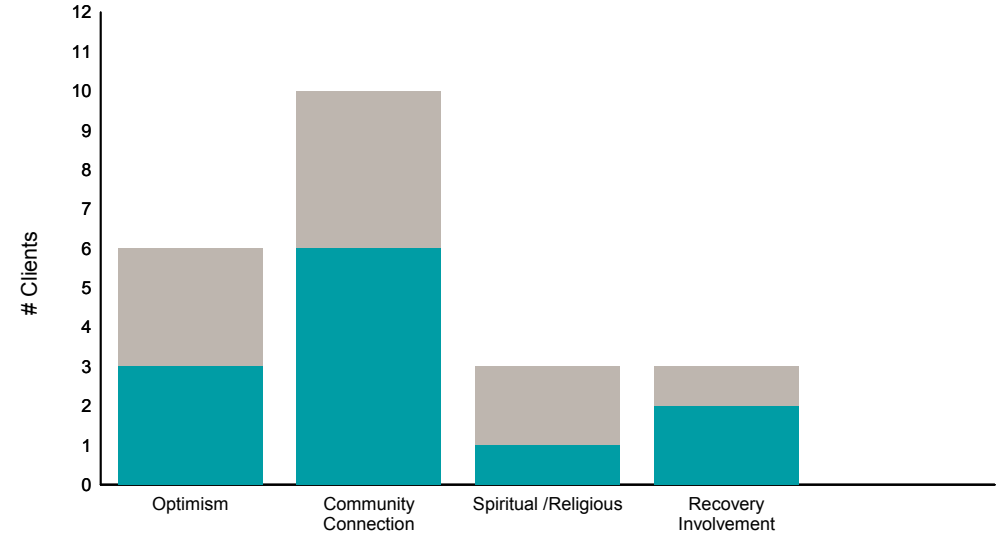
This report looks at current ANSAs to see how many clients improved on items rated 2 or 3 from the prior ANSA.

Num of episodes w/ min. 2 ANSAs: 12 Average days between ANSAs: 52.6 % clients improved on min. 30% of actionable items: **58% (= 7/12)**

Behavioral Health Domain

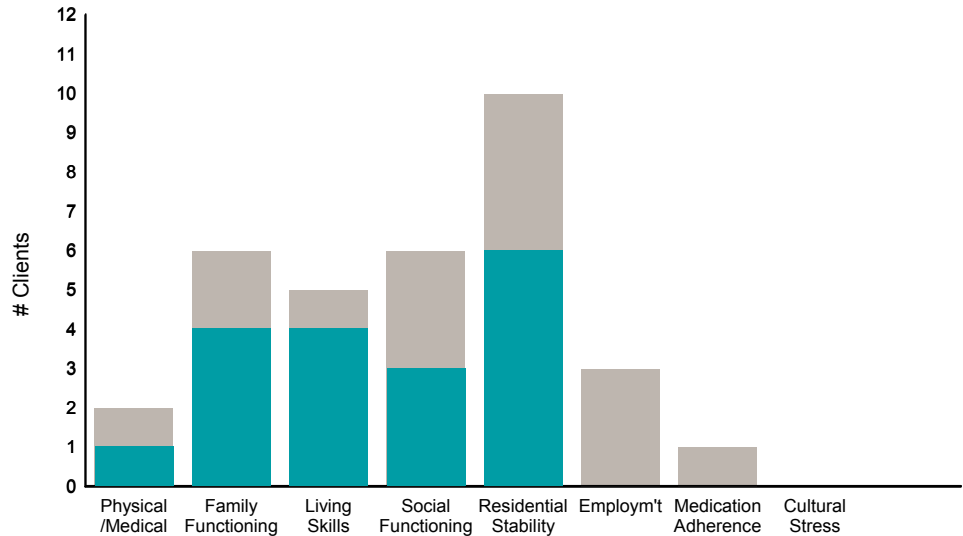


Strengths

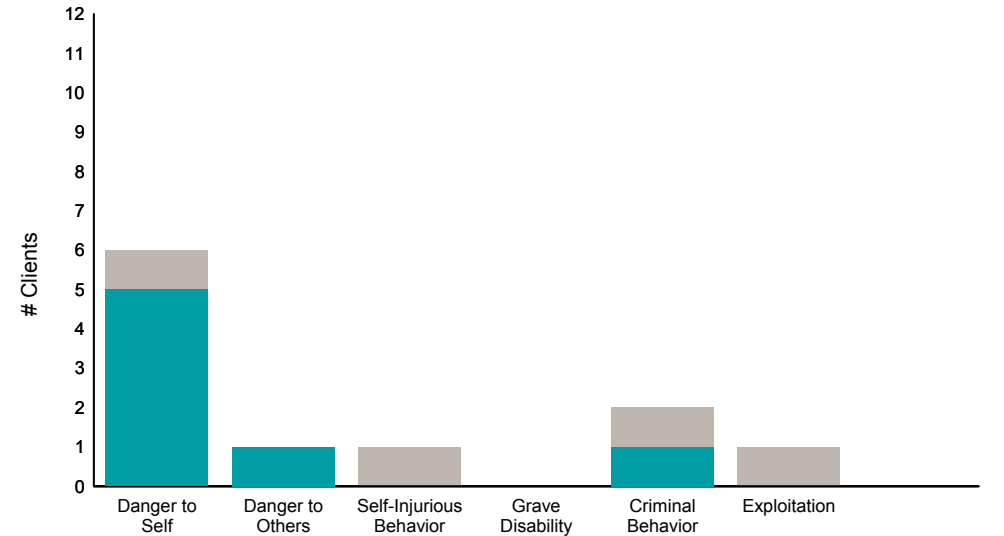


Item	% improvement
Psychosis	0% (0/2)
Depression	30% (3/10)
Anxiety	25% (2/8)
Adjustment to Trauma	29% (2/7)
Impulse Control	33% (2/6)
Interpersonal Problems	100% (2/2)
Substance Use	30% (3/10)
Optimism	50% (3/6)
Community Connection	60% (6/10)
Spiritual /Religious	33% (1/3)
Recovery Involvement	67% (2/3)

Life Domain Functioning



Risk Behaviors



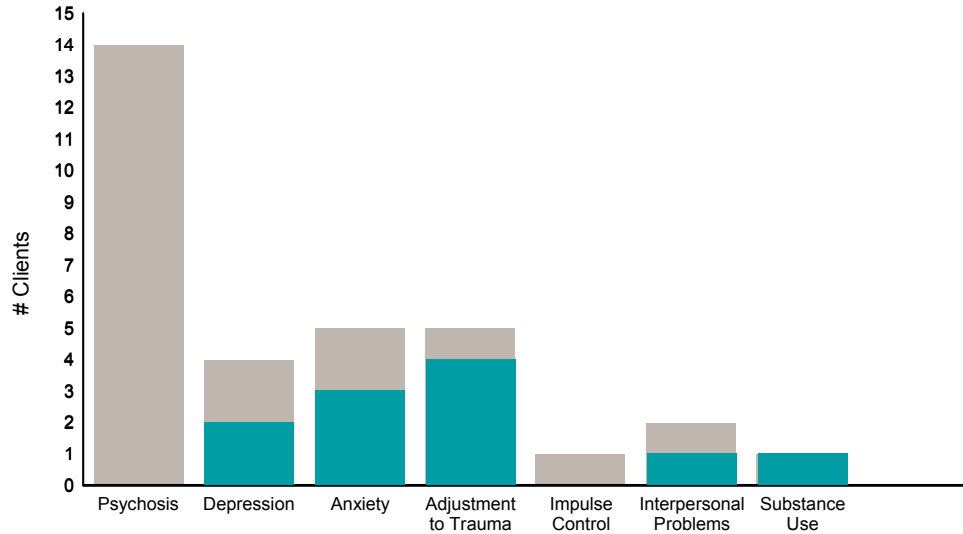
Item	% improvement
Physical /Medical	50% (1/2)
Family Functioning	67% (4/6)
Living Skills	80% (4/5)
Social Functioning	50% (3/6)
Residential Stability	60% (6/10)
Employ'm't	0% (0/3)
Medication Adherence	0% (0/1)
Cultural Stress	0% (0/0)
Danger to Self	83% (5/6)
Danger to Others	100% (1/1)
Self-Injurious Behavior	0% (0/1)
Grave Disability	0% (0/0)
Criminal Behavior	50% (1/2)
Exploitation	0% (0/1)

■ Didn't Improve
■ Improved

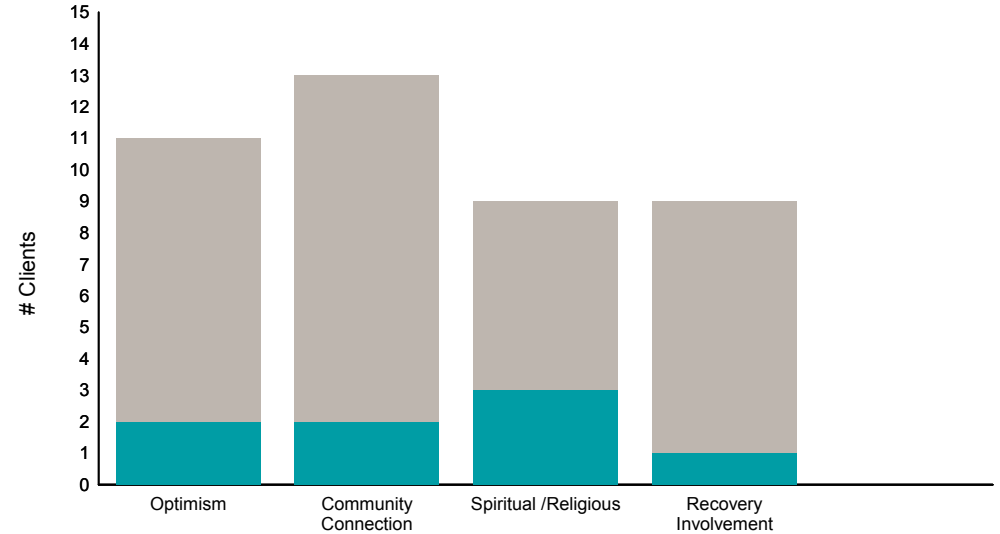
This report looks at current ANSAs to see how many clients improved on items rated 2 or 3 from the prior ANSA.

Num of episodes w/ min. 2 ANSAs: 15 Average days between ANSAs: 408.4 % clients improved on min. 30% of actionable items: **33% (= 5/15)**

Behavioral Health Domain

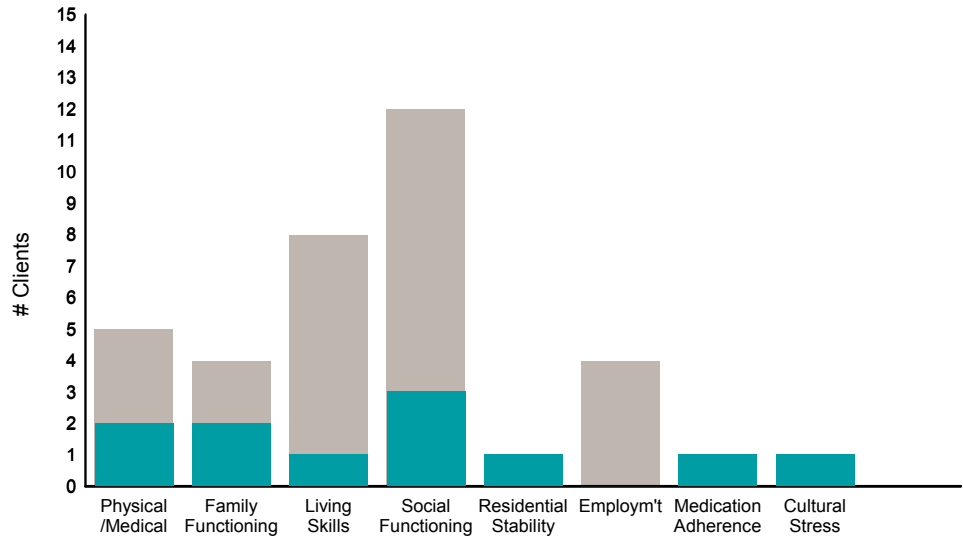


Strengths

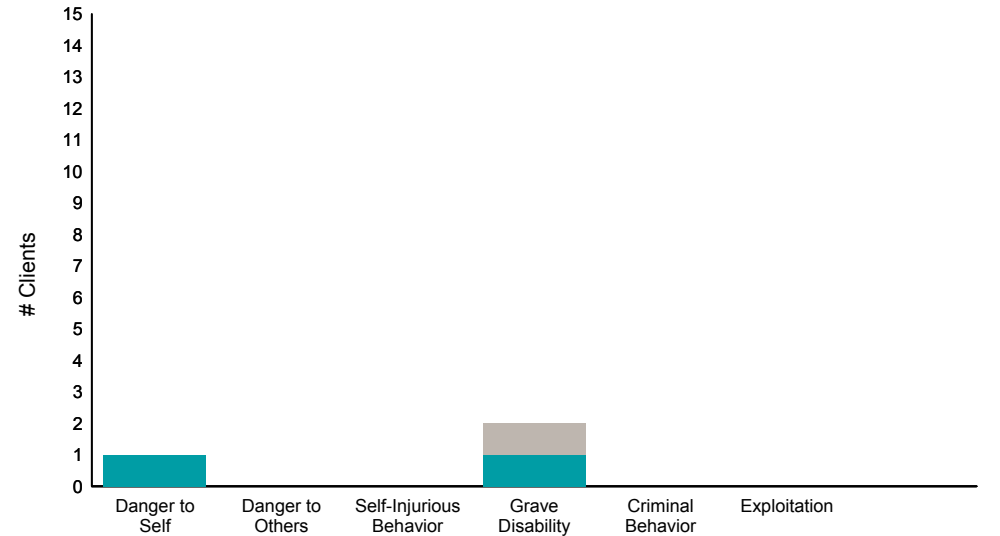


Item	Improved	Didn't Improve	% improvement
Psychosis	0/14		0%
Depression	2/4		50%
Anxiety	3/5		60%
Adjustment to Trauma	4/5		80%
Impulse Control	0/1		0%
Interpersonal Problems	1/2		50%
Substance Use	1/1		100%

Life Domain Functioning



Risk Behaviors



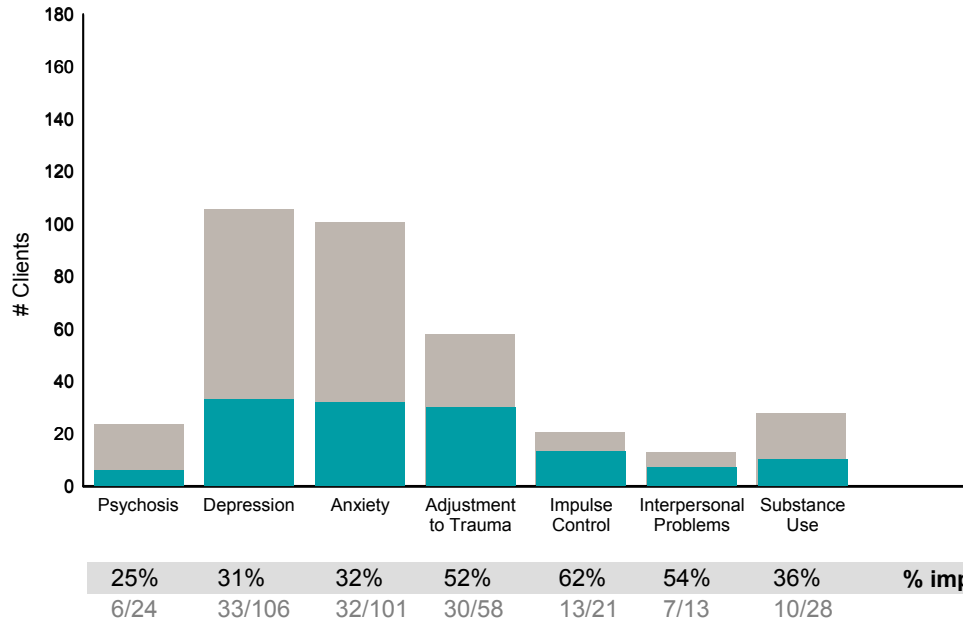
Item	Improved	Didn't Improve	% improvement
Physical /Medical	2/5		40%
Family Functioning	2/4		50%
Living Skills	1/8		13%
Social Functioning	3/12		25%
Residential Stability	1/1		100%
Employ'm't	0/4		0%
Medication Adherence	1/1		100%
Cultural Stress	1/1		100%

■ Didn't Improve
■ Improved

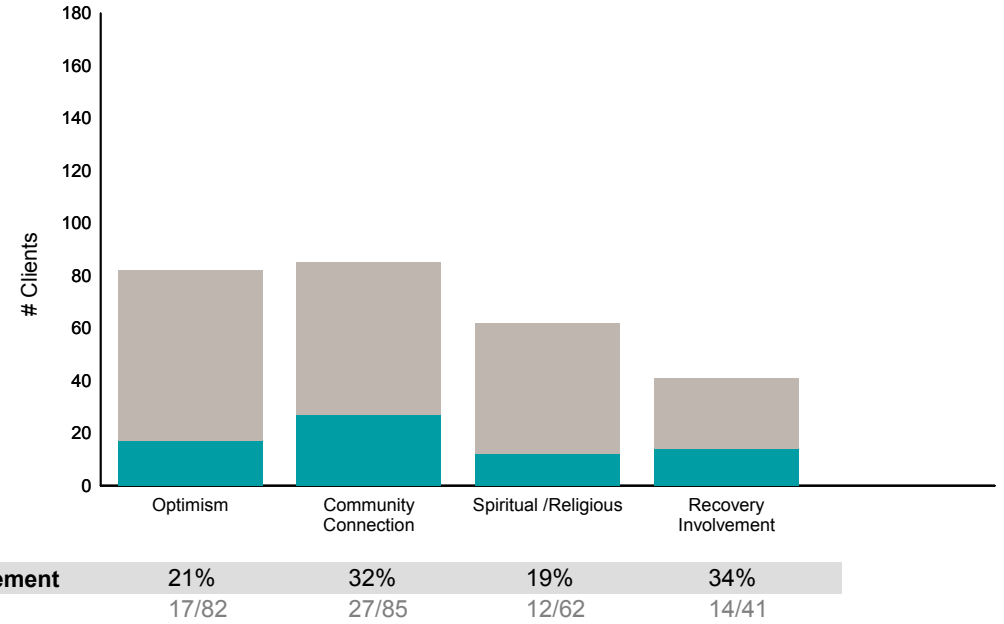
This report looks at current ANSAs to see how many clients improved on items rated 2 or 3 from the prior ANSA.

Num of episodes w/ min. 2 ANSAs: 162 Average days between ANSAs: 330.4 % clients improved on min. 30% of actionable items: **57% (= 90/158)**

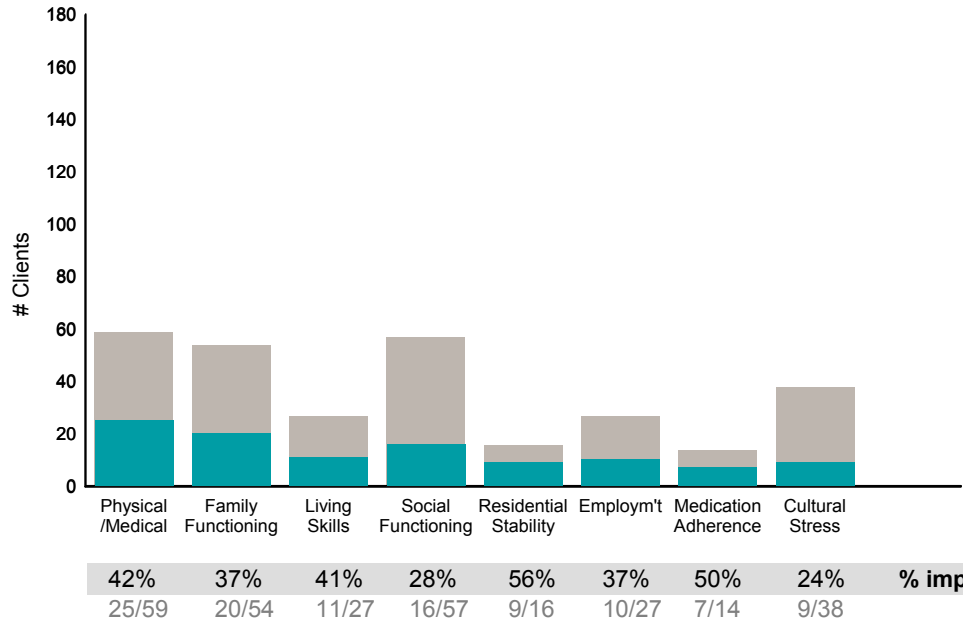
Behavioral Health Domain



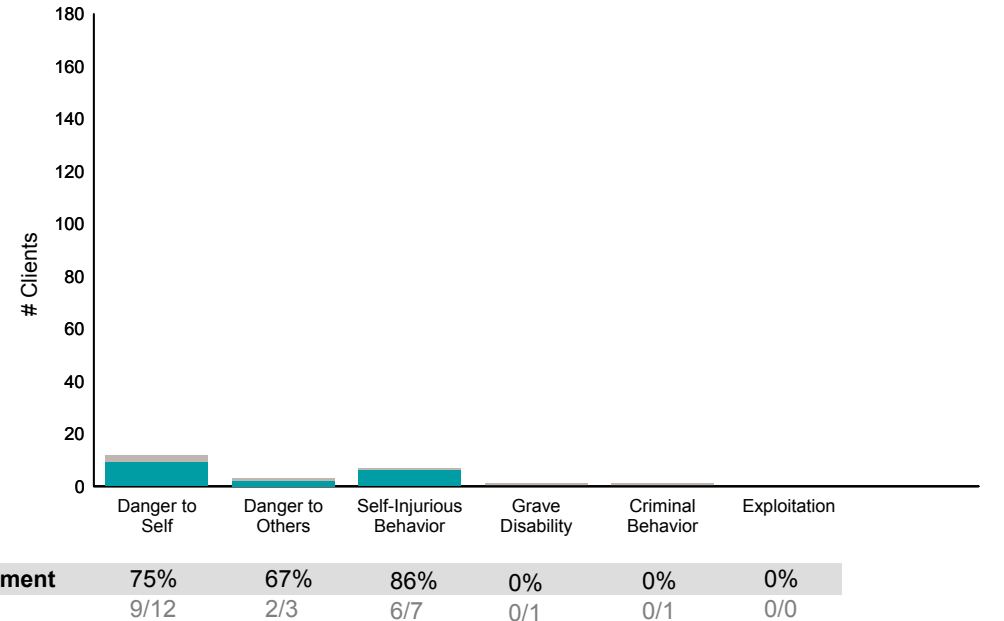
Strengths



Life Domain Functioning



Risk Behaviors

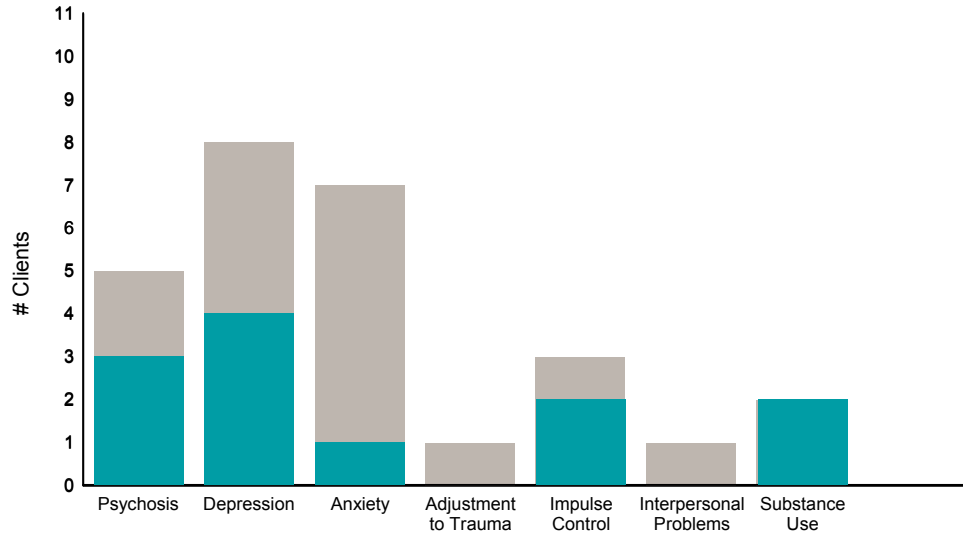


Didn't Improve
 Improved

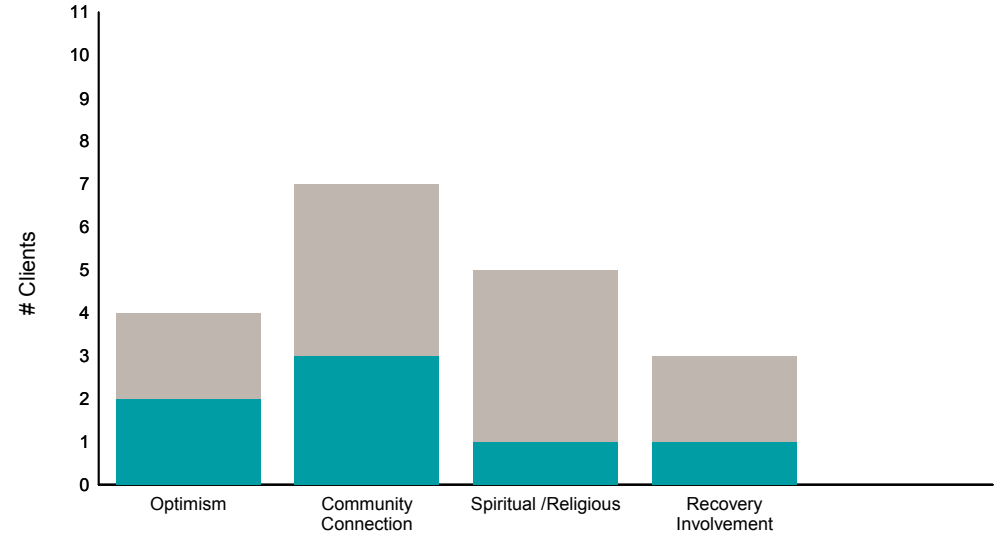
This report looks at current ANSAs to see how many clients improved on items rated 2 or 3 from the prior ANSA.

Num of episodes w/ min. 2 ANSAs: 11 Average days between ANSAs: 142.3 % clients improved on min. 30% of actionable items: **36% (= 4/11)**

Behavioral Health Domain

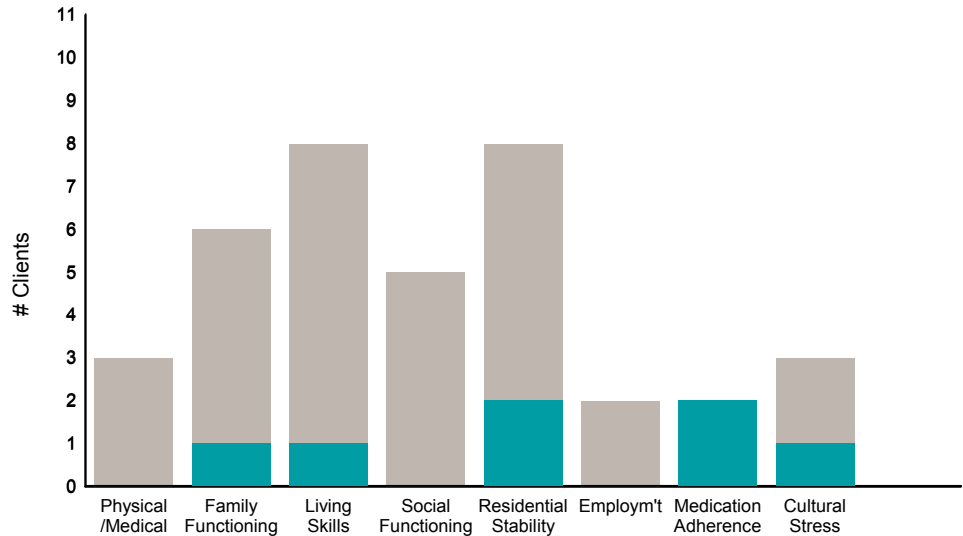


Strengths

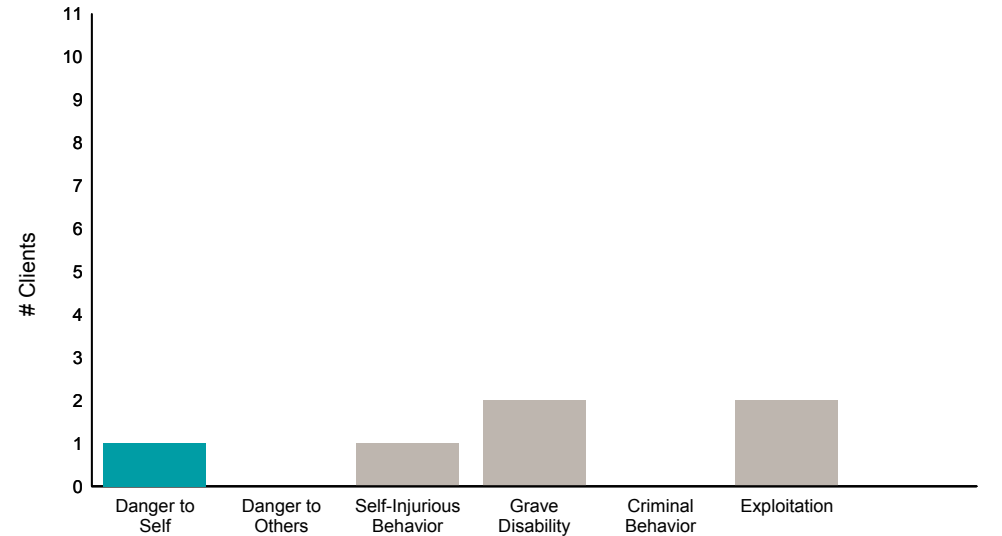


Behavioral Health Domain							Strengths				
60%	50%	14%	0%	67%	0%	100%	% improvement	50%	43%	20%	33%
3/5	4/8	1/7	0/1	2/3	0/1	2/2		2/4	3/7	1/5	1/3

Life Domain Functioning



Risk Behaviors



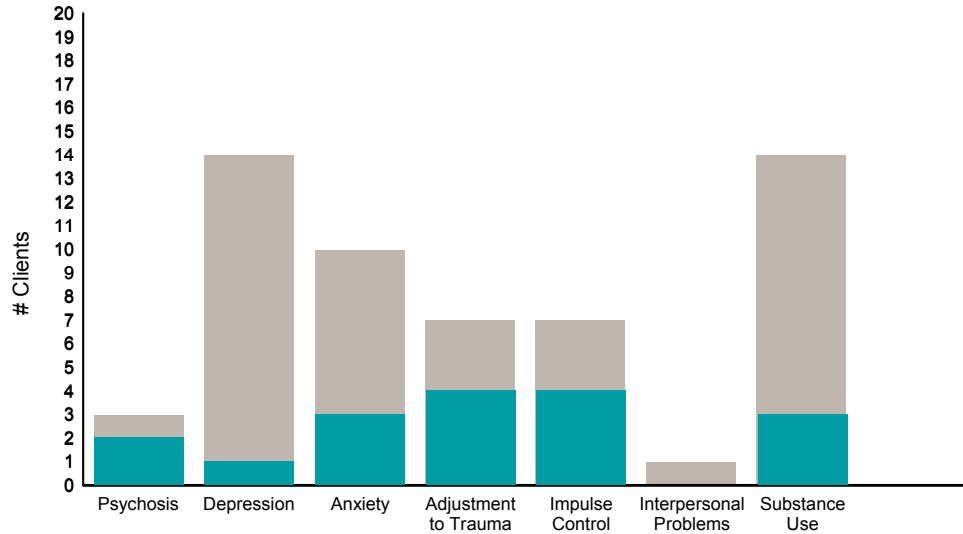
Life Domain Functioning								Risk Behaviors						
0%	17%	13%	0%	25%	0%	100%	33%	% improvement	100%	0%	0%	0%	0%	0%
0/3	1/6	1/8	0/5	2/8	0/2	2/2	1/3		1/1	0/0	0/1	0/2	0/0	0/2

Didn't Improve
 Improved

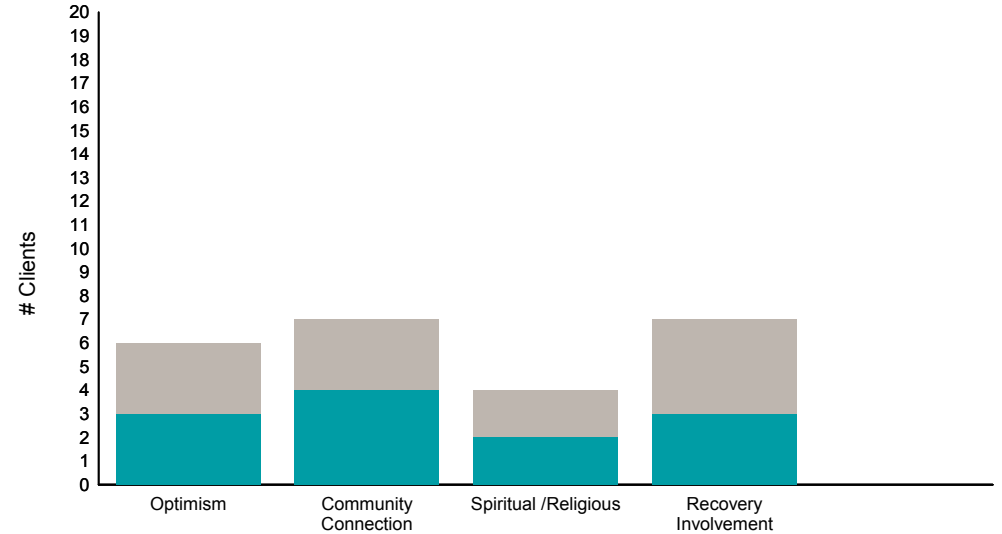
This report looks at current ANSAs to see how many clients improved on items rated 2 or 3 from the prior ANSA.

Num of episodes w/ min. 2 ANSAs: 20 Average days between ANSAs: 464.1 % clients improved on min. 30% of actionable items: **59% (= 10/17)**

Behavioral Health Domain

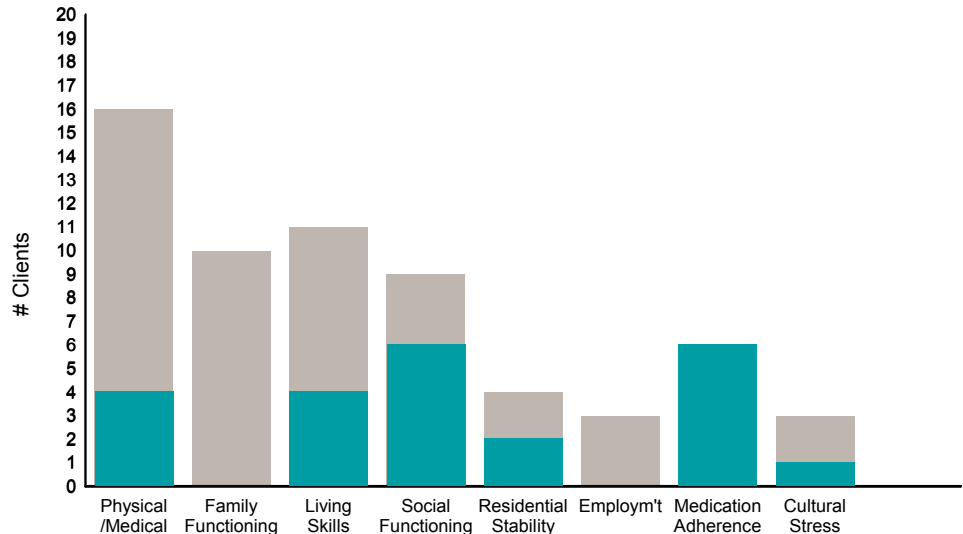


Strengths

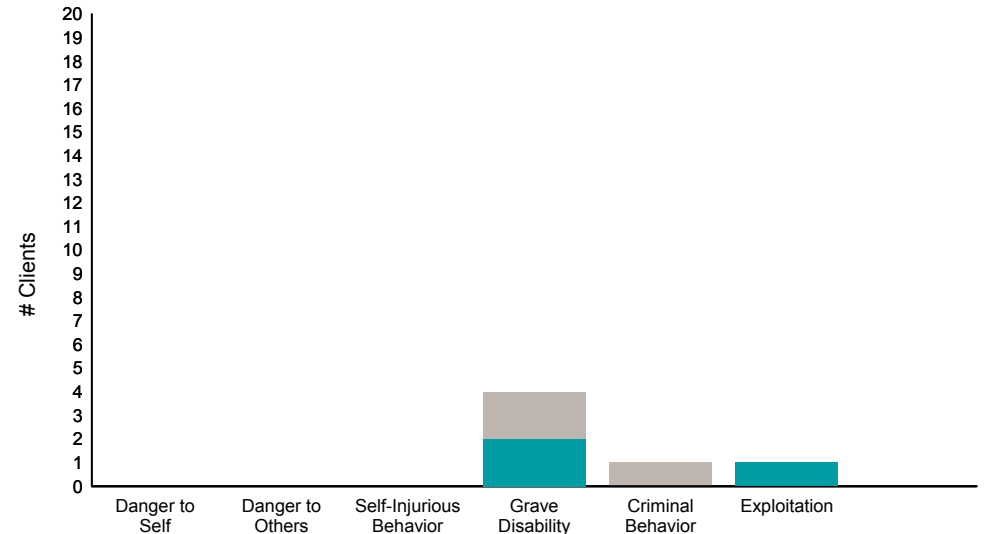


Item	% improvement
Psychosis	67% (2/3)
Depression	7% (1/14)
Anxiety	30% (3/10)
Adjustment to Trauma	57% (4/7)
Impulse Control	57% (4/7)
Interpersonal Problems	0% (0/1)
Substance Use	21% (3/14)
Optimism	50% (3/6)
Community Connection	57% (4/7)
Spiritual /Religious	50% (2/4)
Recovery Involvement	43% (3/7)

Life Domain Functioning



Risk Behaviors



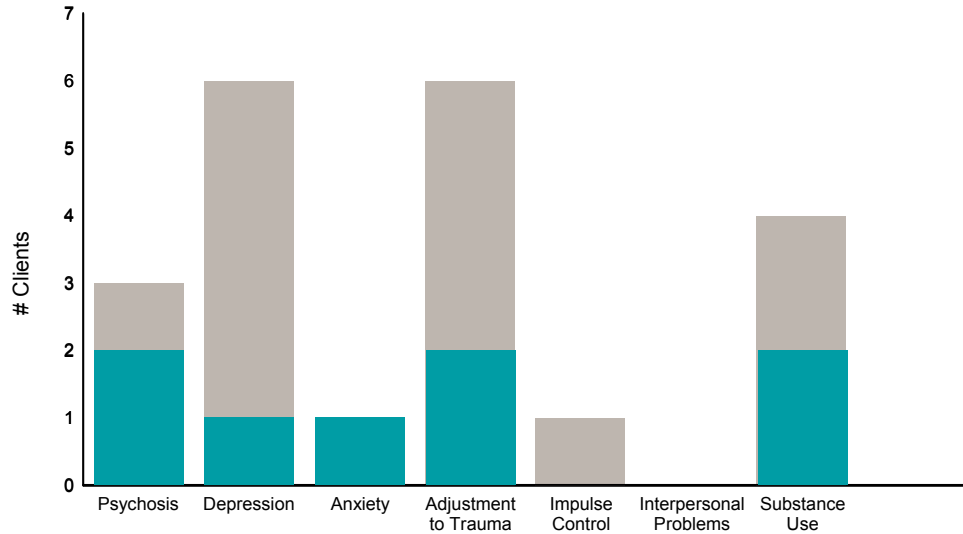
Item	% improvement
Physical /Medical	25% (4/16)
Family Functioning	0% (0/10)
Living Skills	36% (4/11)
Social Functioning	67% (6/9)
Residential Stability	50% (2/4)
Employ'm't	0% (0/3)
Medication Adherence	100% (6/6)
Cultural Stress	33% (1/3)
Danger to Self	0% (0/0)
Danger to Others	0% (0/0)
Self-Injurious Behavior	0% (0/0)
Grave Disability	50% (2/4)
Criminal Behavior	0% (0/1)
Exploitation	100% (1/1)

Didn't Improve
 Improved

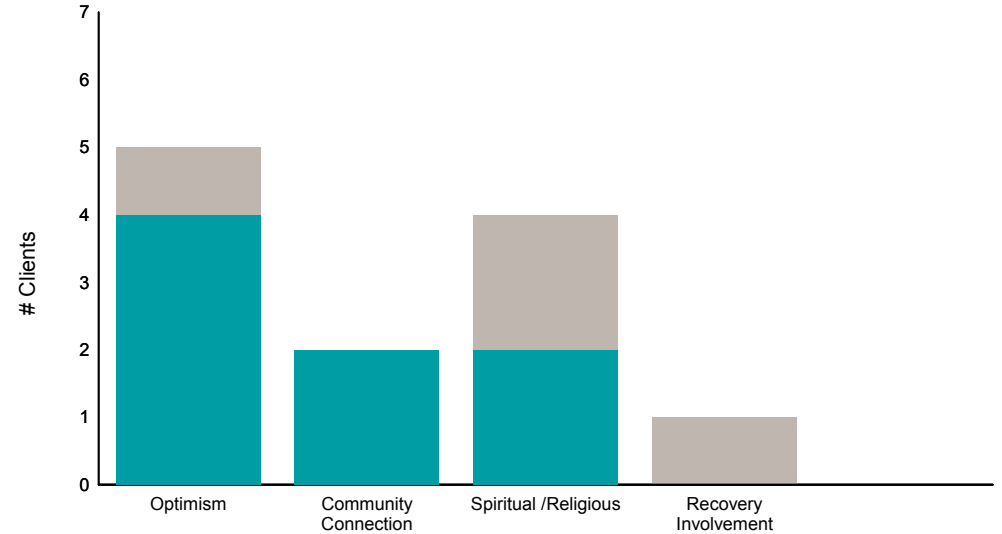
This report looks at current ANSAs to see how many clients improved on items rated 2 or 3 from the prior ANSA.

Num of episodes w/ min. 2 ANSAs: 7 Average days between ANSAs: 145.9 % clients improved on min. 30% of actionable items: **100% (= 7/7)**

Behavioral Health Domain

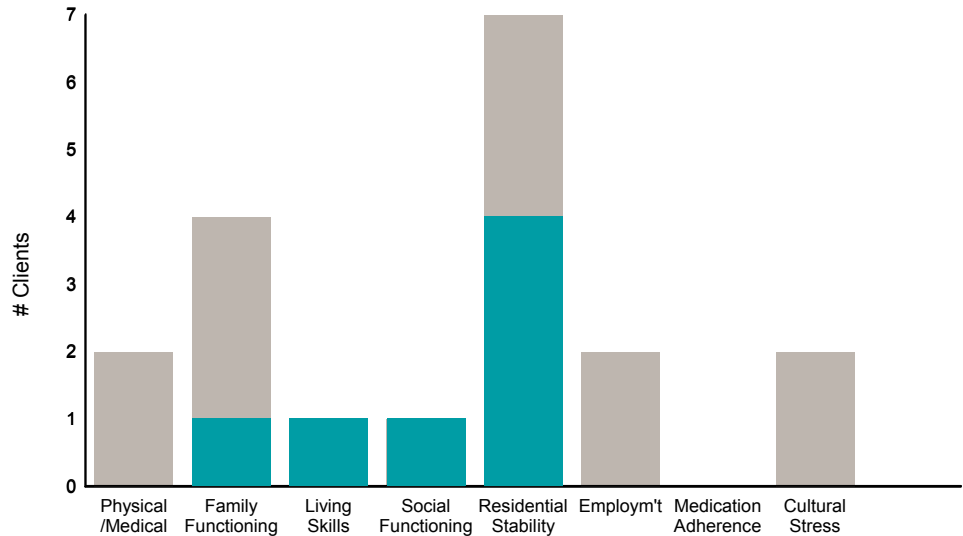


Strengths

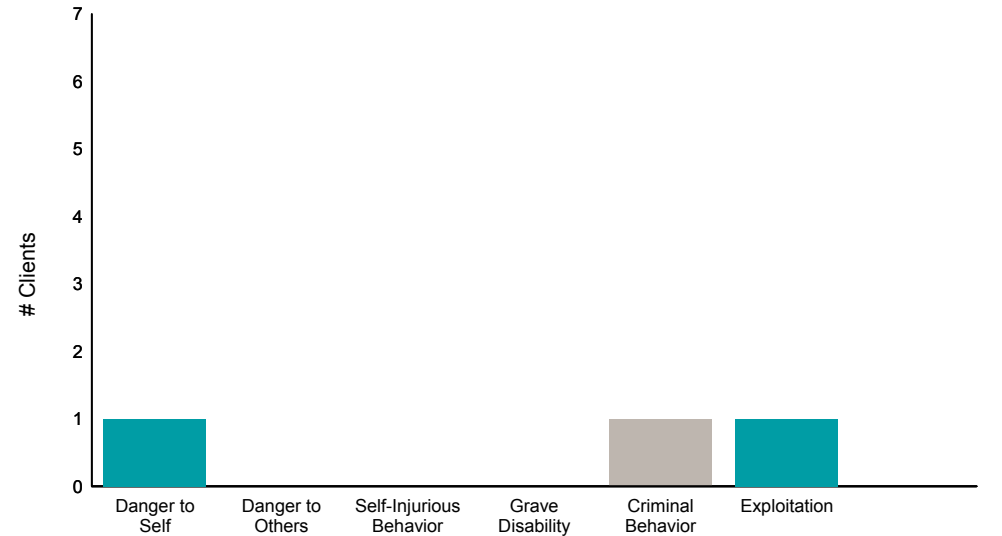


Item	Improved	Didn't Improve	% improvement
Psychosis	2/3	1/0	67%
Depression	1/6	5/0	17%
Anxiety	1/1	0/0	100%
Adjustment to Trauma	2/6	4/0	33%
Impulse Control	0/1	1/0	0%
Interpersonal Problems	0/0	0/0	0%
Substance Use	2/4	2/0	50%

Life Domain Functioning



Risk Behaviors



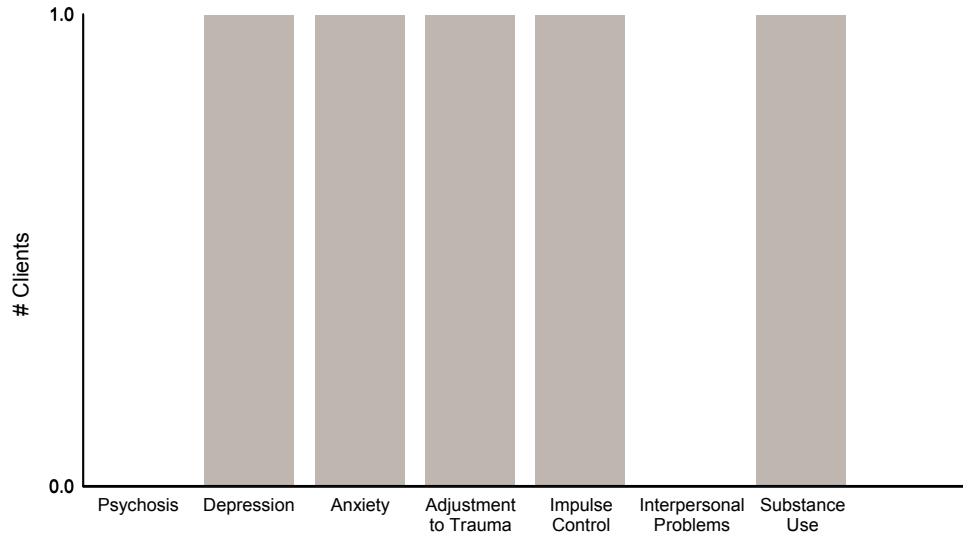
Item	Improved	Didn't Improve	% improvement
Physical /Medical	0/2	2/0	0%
Family Functioning	1/4	3/0	25%
Living Skills	1/1	0/0	100%
Social Functioning	1/1	0/0	100%
Residential Stability	4/7	3/0	57%
Employ'm't	0/2	2/0	0%
Medication Adherence	0/0	0/0	0%
Cultural Stress	0/2	2/0	0%

■ Didn't Improve
■ Improved

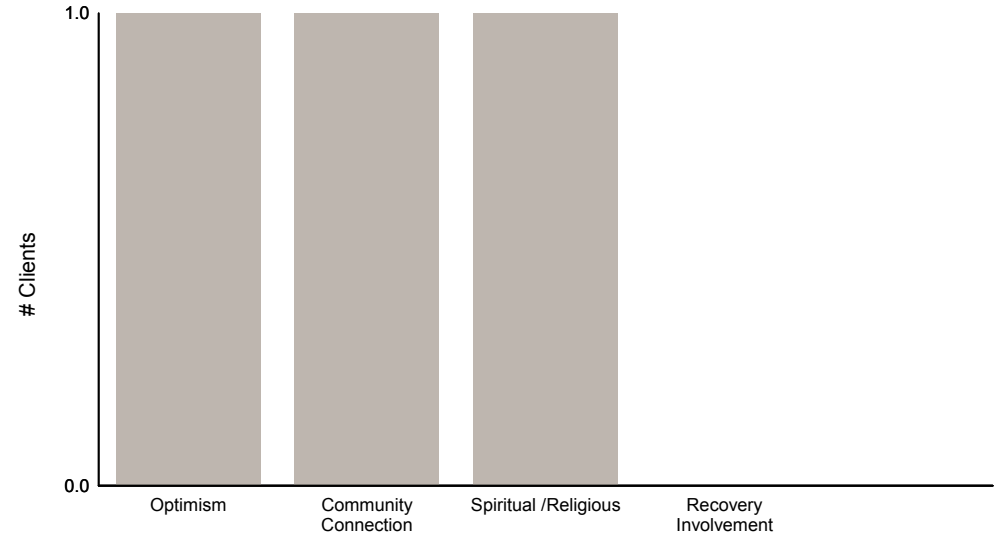
This report looks at current ANSAs to see how many clients improved on items rated 2 or 3 from the prior ANSA.

Num of episodes w/ min. 2 ANSAs: 1 Average days between ANSAs: 364.0 % clients improved on min. 30% of actionable items: **0%**

Behavioral Health Domain

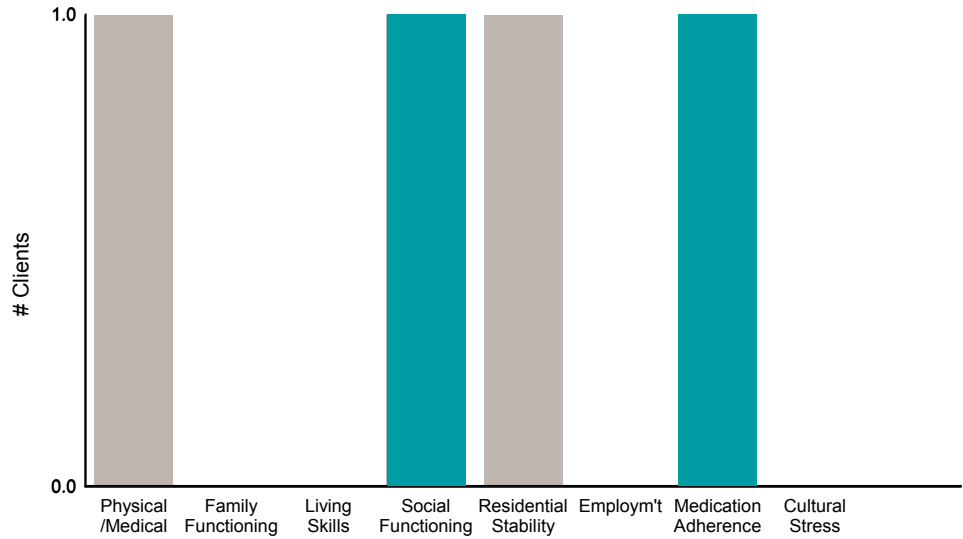


Strengths



0%	0%	0%	0%	0%	0%	0%	% improvement	0%	0%	0%	0%
0/0	0/1	0/1	0/1	0/1	0/0	0/1		0/1	0/1	0/1	0/0

Life Domain Functioning



Risk Behaviors



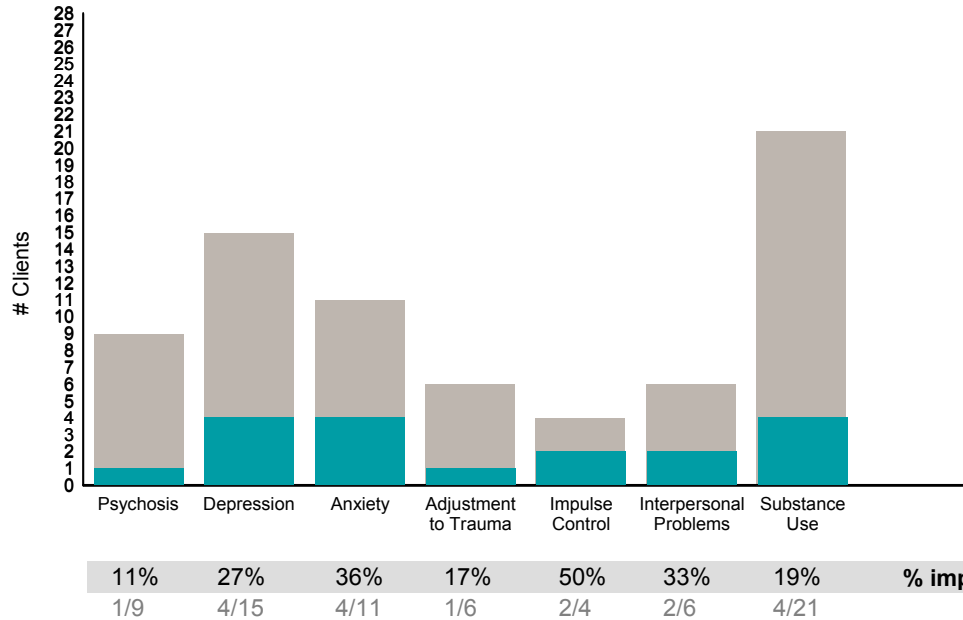
0%	0%	0%	100%	0%	0%	100%	% improvement	0%	0%	0%	0%	0%	0%
0/1	0/0	0/0	1/1	0/1	0/0	1/1		0/1	0/0	0/0	0/0	0/0	0/0

Didn't Improve
 Improved

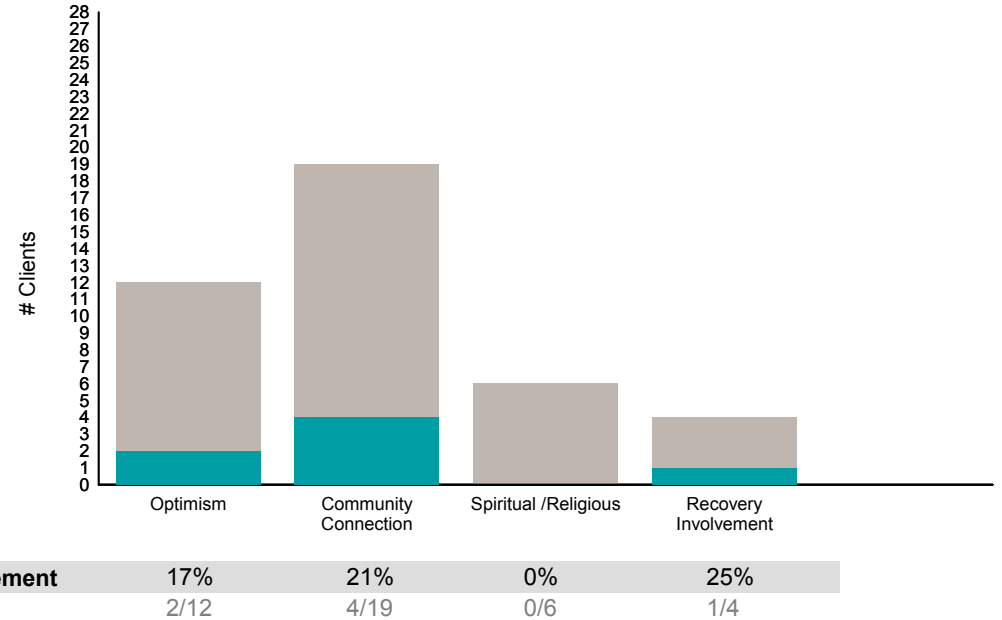
This report looks at current ANSAs to see how many clients improved on items rated 2 or 3 from the prior ANSA.

Num of episodes w/ min. 2 ANSAs: 26 Average days between ANSAs: 265.5 % clients improved on min. 30% of actionable items: **42% (= 11/26)**

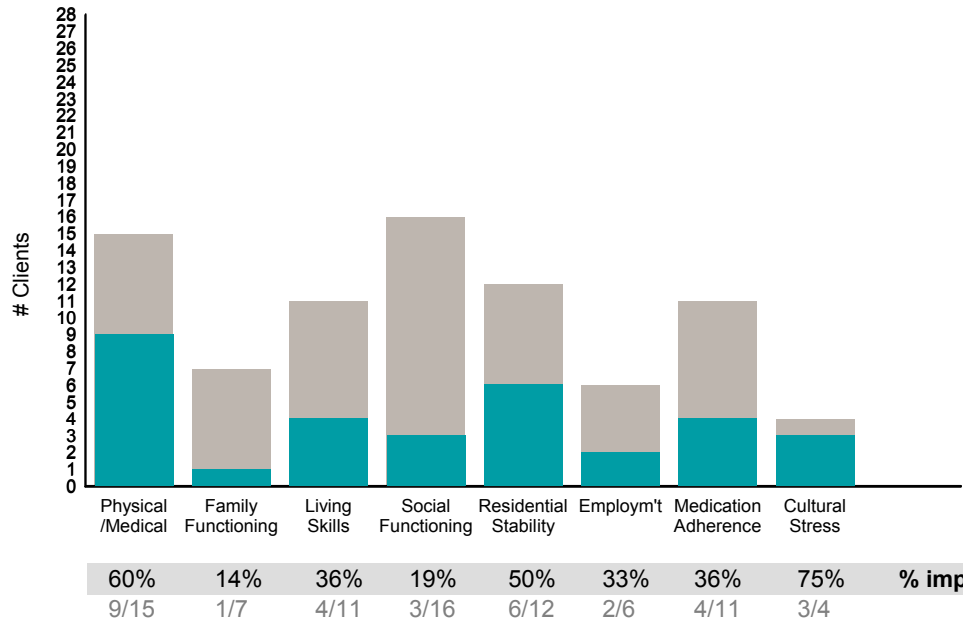
Behavioral Health Domain



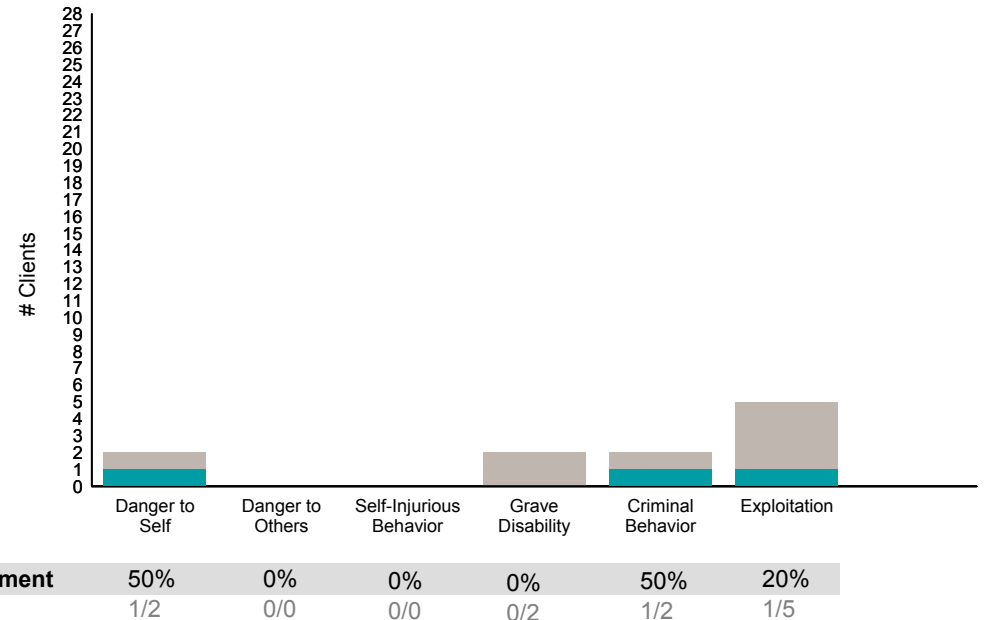
Strengths



Life Domain Functioning



Risk Behaviors

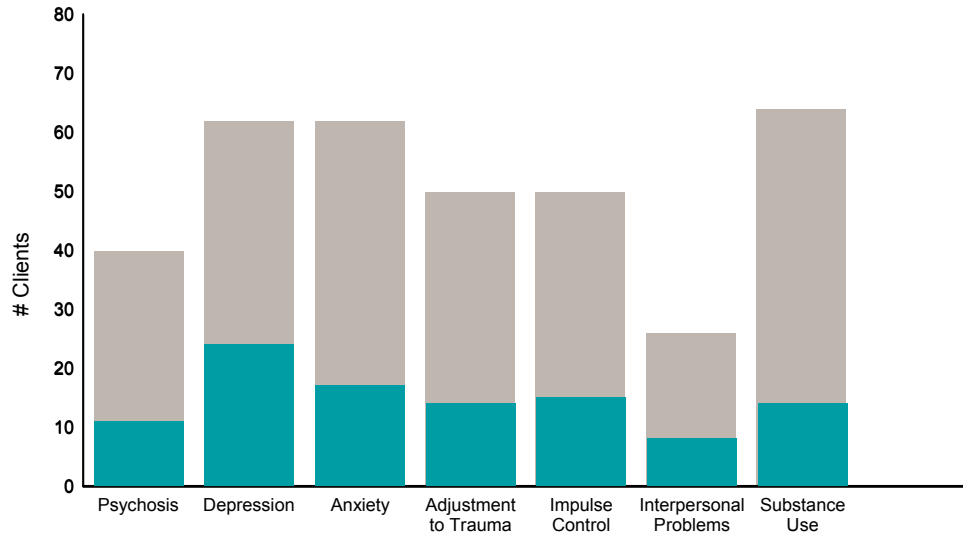


Didn't Improve
Improved

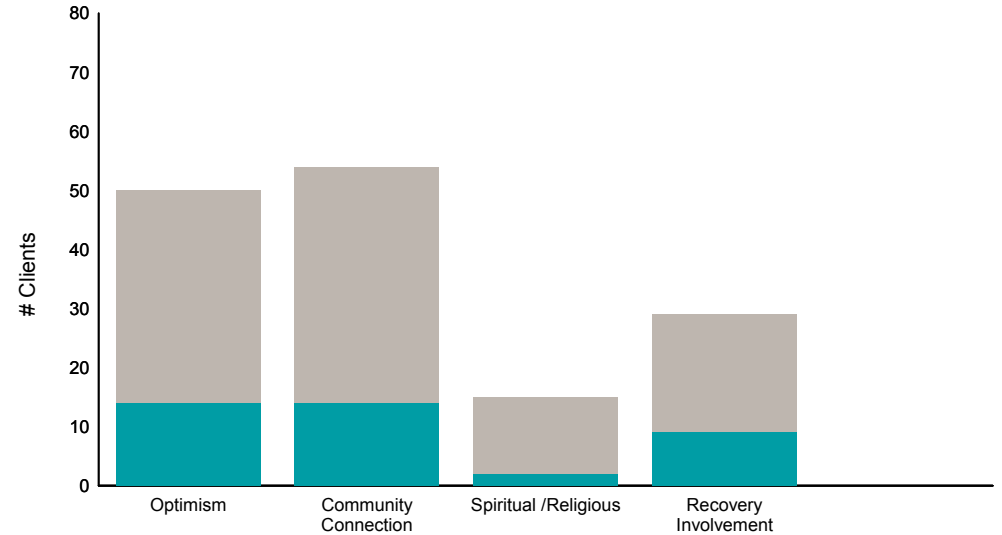
This report looks at current ANSAs to see how many clients improved on items rated 2 or 3 from the prior ANSA.

Num of episodes w/ min. 2 ANSAs: 73 Average days between ANSAs: 155.9 % clients improved on min. 30% of actionable items: **45% (= 33/73)**

Behavioral Health Domain

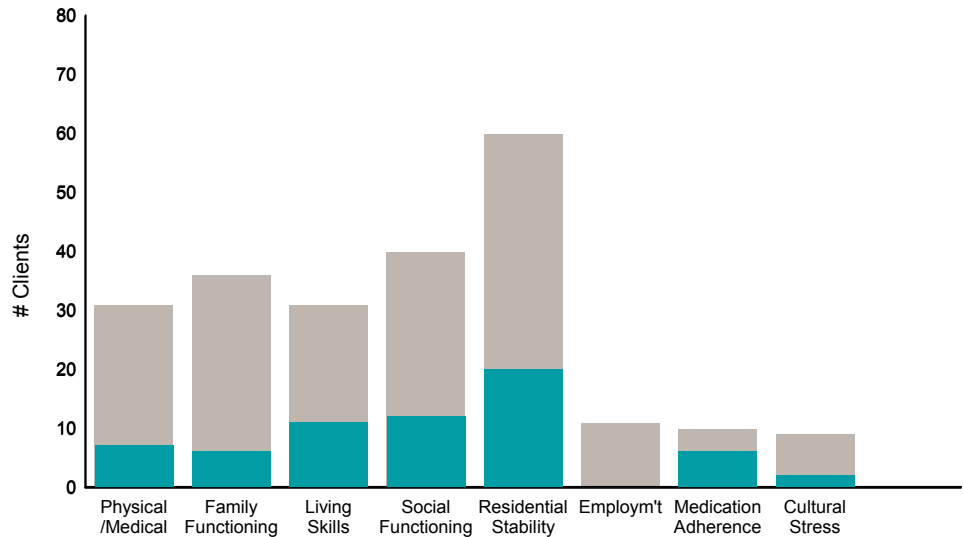


Strengths

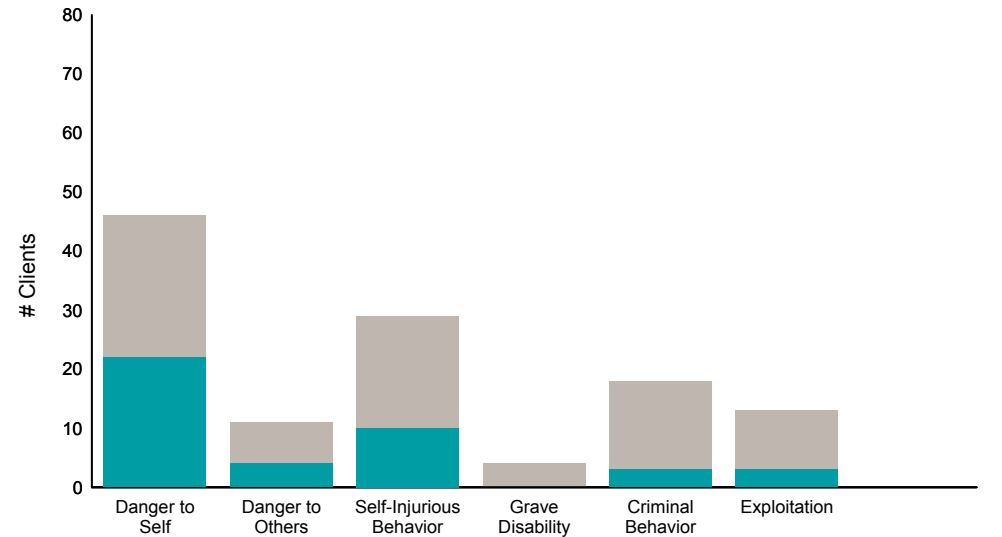


Item	% improvement	Count
Psychosis	28%	11/40
Depression	39%	24/62
Anxiety	27%	17/62
Adjustment to Trauma	28%	14/50
Impulse Control	30%	15/50
Interpersonal Problems	31%	8/26
Substance Use	22%	14/64
Optimism	28%	14/50
Community Connection	26%	14/54
Spiritual /Religious	13%	2/15
Recovery Involvement	31%	9/29

Life Domain Functioning



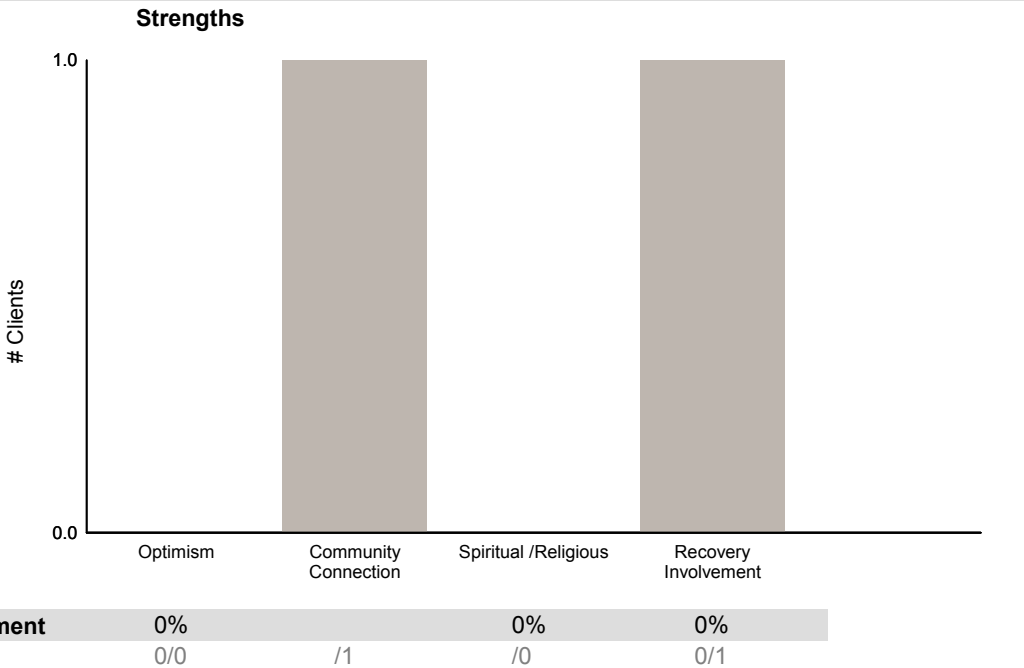
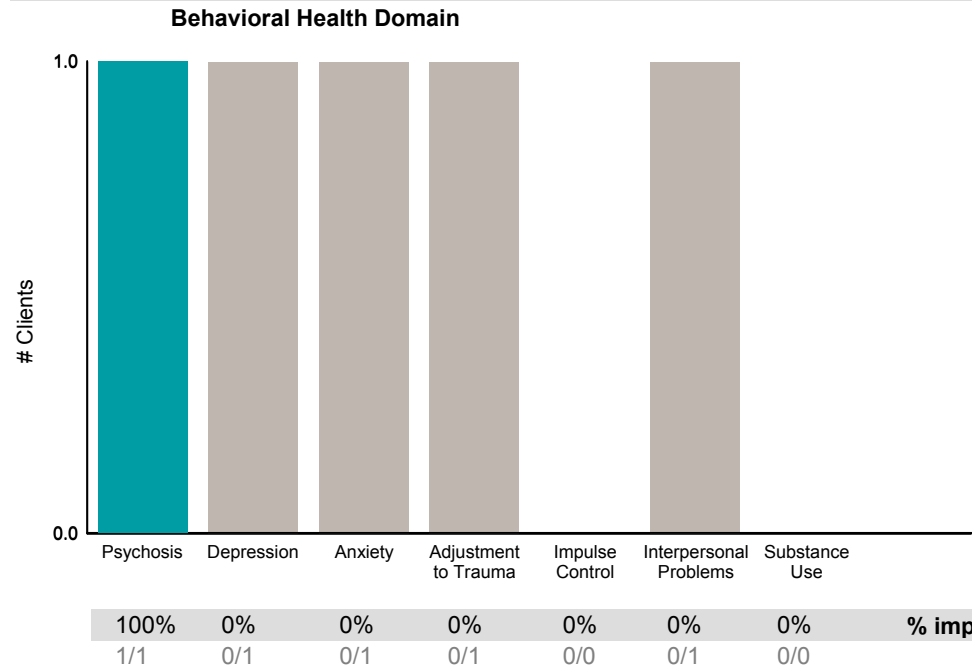
Risk Behaviors



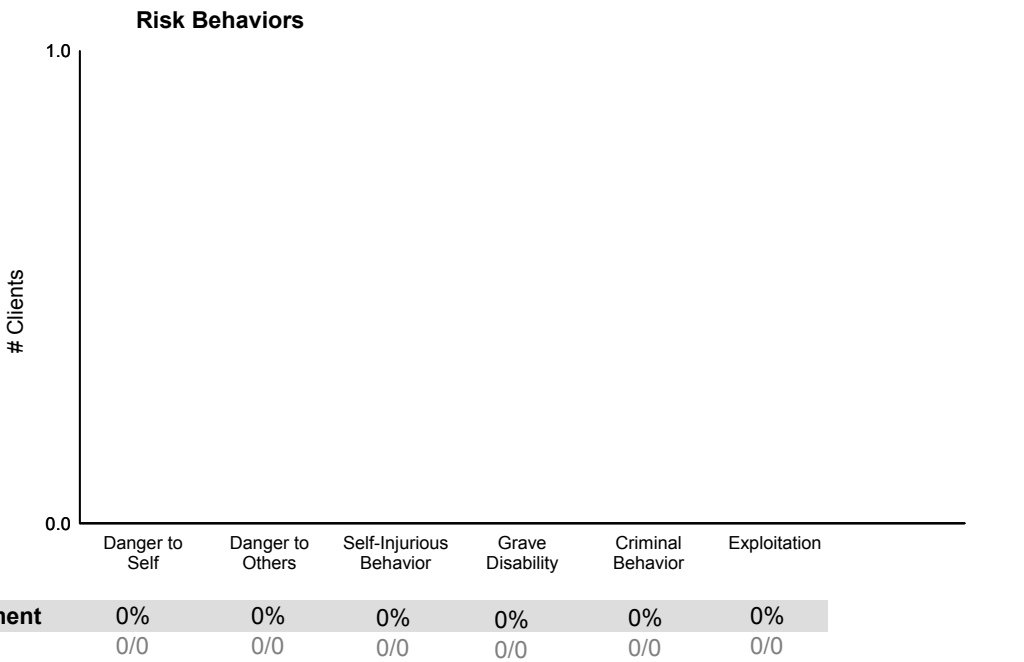
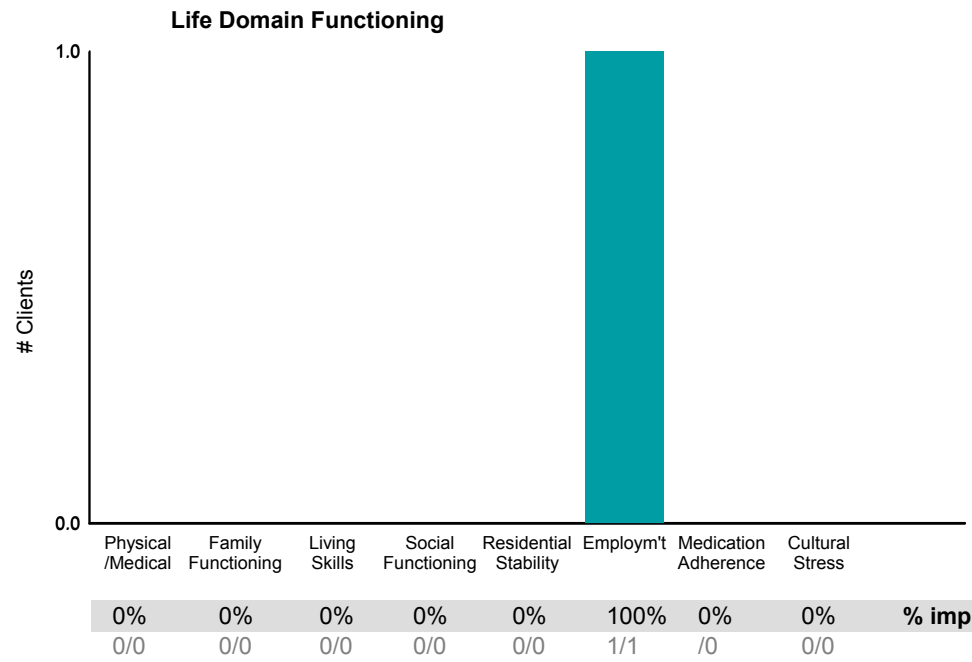
Item	% improvement	Count
Physical /Medical	23%	7/31
Family Functioning	17%	6/36
Living Skills	35%	11/31
Social Functioning	30%	12/40
Residential Stability	33%	20/60
Employ'm't	0%	0/11
Medication Adherence	60%	6/10
Cultural Stress	22%	2/9
Danger to Self	48%	22/46
Danger to Others	36%	4/11
Self-Injurious Behavior	34%	10/29
Grave Disability	0%	0/4
Criminal Behavior	17%	3/18
Exploitation	23%	3/13

Didn't Improve
 Improved
 This report looks at current ANSAs to see how many clients improved on items rated 2 or 3 from the prior ANSA.

Num of episodes w/ min. 2 ANSAs: 1 Average days between ANSAs: 1.0 % clients improved on min. 30% of actionable items: **0%**



Item	Improved	Didn't Improve	% improvement
Psychosis	1/1	0/0	100%
Depression	0/1	1/0	0%
Anxiety	0/1	1/0	0%
Adjustment to Trauma	0/1	1/0	0%
Impulse Control	0/0	1/0	0%
Interpersonal Problems	0/1	1/0	0%
Substance Use	0/0	1/0	0%



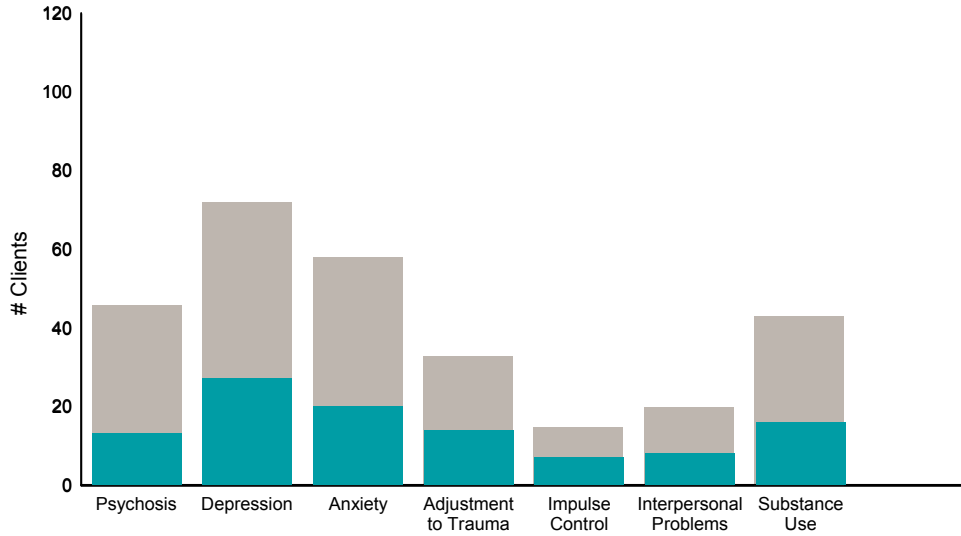
Item	Improved	Didn't Improve	% improvement
Physical /Medical	0/0	1/0	0%
Family Functioning	0/0	1/0	0%
Living Skills	0/0	1/0	0%
Social Functioning	0/0	1/0	0%
Residential Stability	0/0	1/0	0%
Employ'm't	1/1	0/0	100%
Medication Adherence	0/0	1/0	0%
Cultural Stress	0/0	1/0	0%

Didn't Improve
Improved

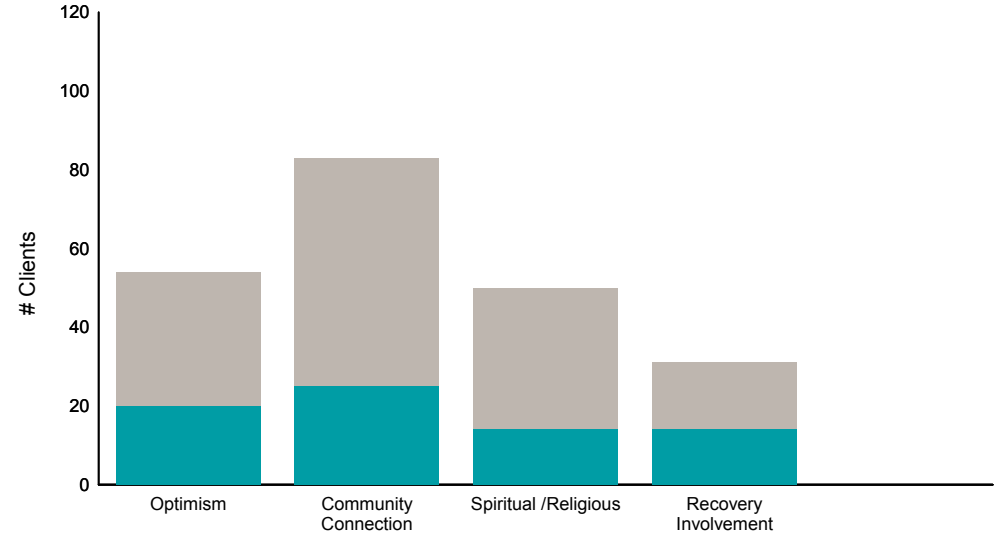
This report looks at current ANSAs to see how many clients improved on items rated 2 or 3 from the prior ANSA.

Num of episodes w/ min. 2 ANSAs: 116 Average days between ANSAs: 345.8 % clients improved on min. 30% of actionable items: **57% (= 63/111)**

Behavioral Health Domain

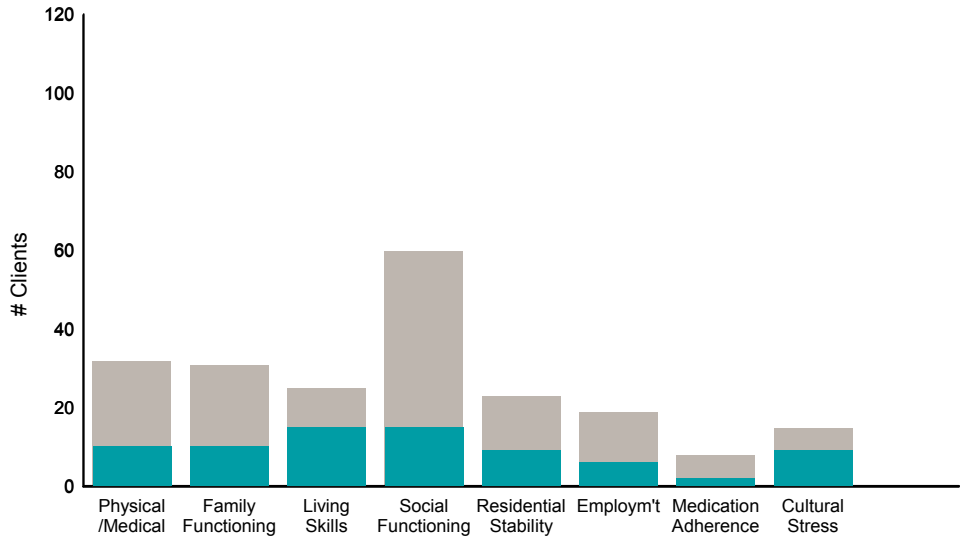


Strengths

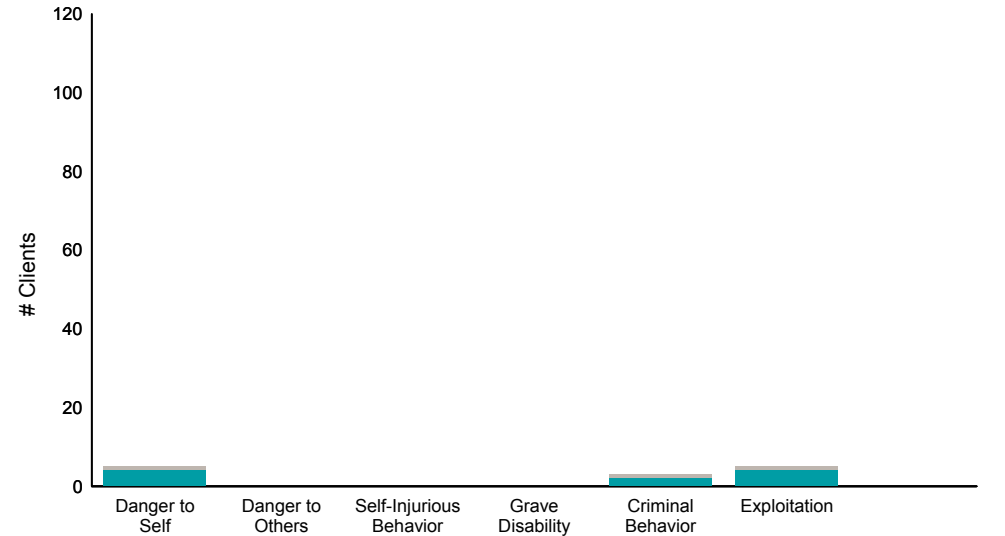


Item	% improvement	Count
Psychosis	28%	13/46
Depression	38%	27/72
Anxiety	34%	20/58
Adjustment to Trauma	42%	14/33
Impulse Control	47%	7/15
Interpersonal Problems	40%	8/20
Substance Use	37%	16/43
Optimism	37%	20/54
Community Connection	30%	25/83
Spiritual /Religious	28%	14/50
Recovery Involvement	45%	14/31

Life Domain Functioning



Risk Behaviors



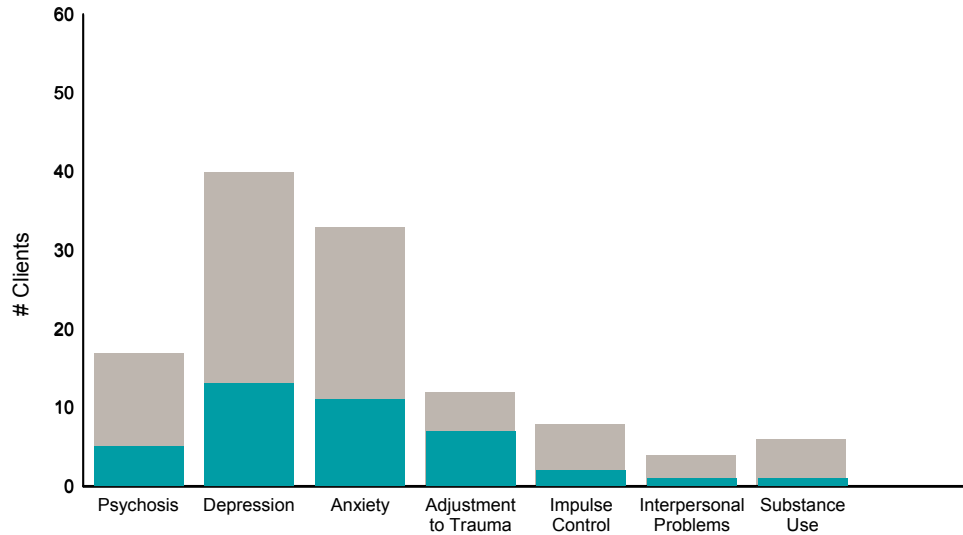
Item	% improvement	Count
Physical /Medical	31%	10/32
Family Functioning	32%	10/31
Living Skills	60%	15/25
Social Functioning	25%	15/60
Residential Stability	39%	9/23
Employ'm't	32%	6/19
Medication Adherence	25%	2/8
Cultural Stress	60%	9/15
Danger to Self	80%	4/5
Danger to Others	0%	0/0
Self-Injurious Behavior	0%	0/0
Grave Disability	0%	0/0
Criminal Behavior	67%	2/3
Exploitation	80%	4/5

■ Didn't Improve
■ Improved

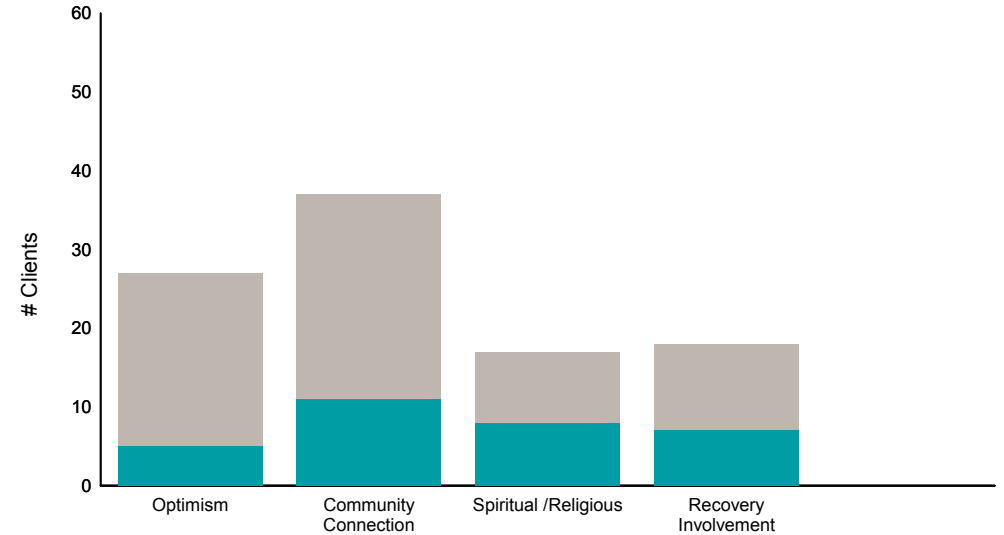
This report looks at current ANSAs to see how many clients improved on items rated 2 or 3 from the prior ANSA.

Num of episodes w/ min. 2 ANSAs: 54 Average days between ANSAs: 288.0 % clients improved on min. 30% of actionable items: **54% (= 28/52)**

Behavioral Health Domain

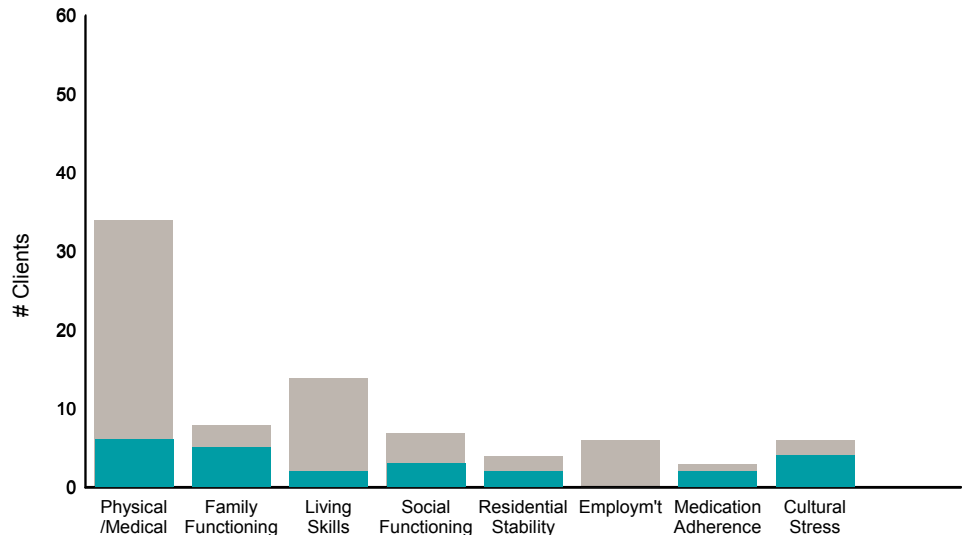


Strengths

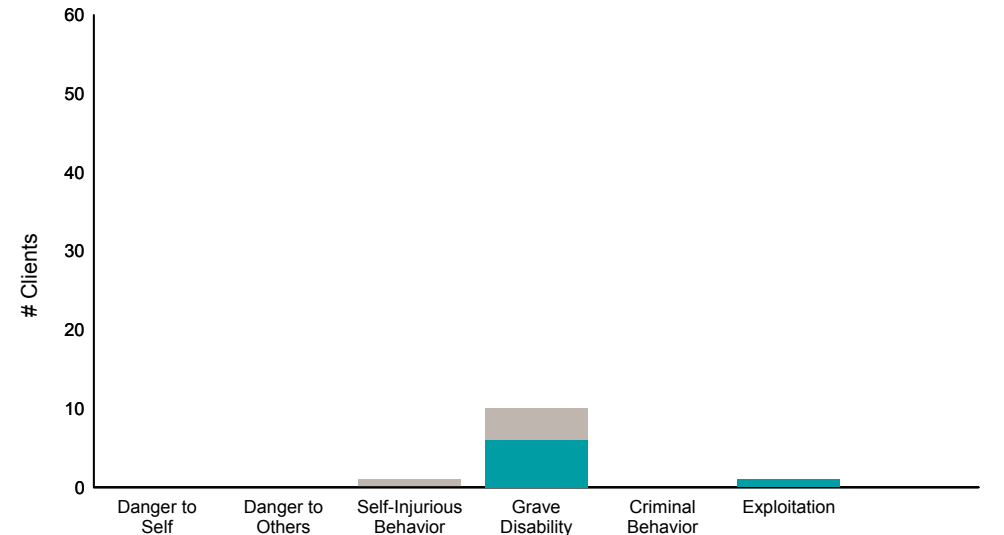


Item	% improvement
Psychosis	29% (5/17)
Depression	33% (13/40)
Anxiety	33% (11/33)
Adjustment to Trauma	58% (7/12)
Impulse Control	25% (2/8)
Interpersonal Problems	25% (1/4)
Substance Use	17% (1/6)
Optimism	19% (5/27)
Community Connection	30% (11/37)
Spiritual /Religious	47% (8/17)
Recovery Involvement	39% (7/18)

Life Domain Functioning



Risk Behaviors



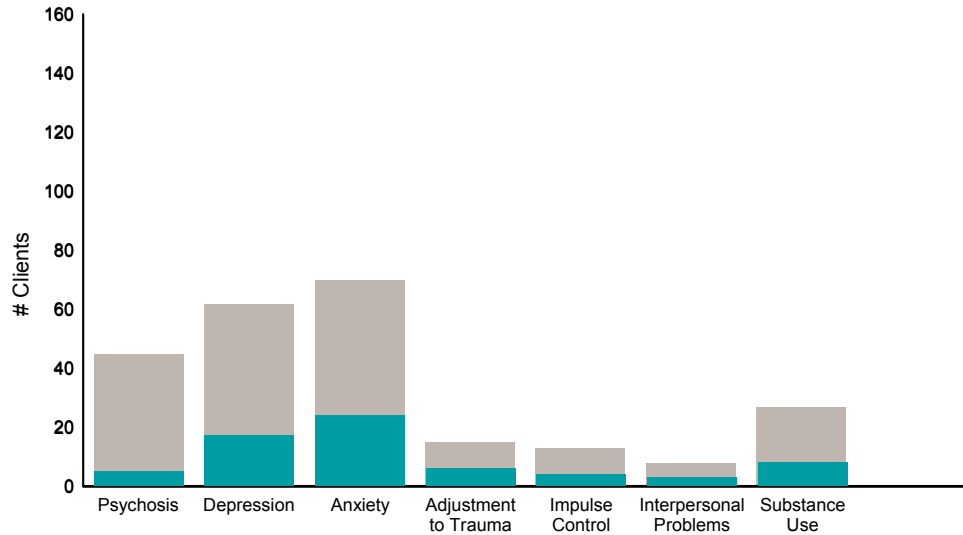
Item	% improvement
Physical /Medical	18% (6/34)
Family Functioning	63% (5/8)
Living Skills	14% (2/14)
Social Functioning	43% (3/7)
Residential Stability	50% (2/4)
Employ'm't	0% (0/6)
Medication Adherence	67% (2/3)
Cultural Stress	67% (4/6)
Danger to Self	0% (0/0)
Danger to Others	0% (0/0)
Self-Injurious Behavior	0% (0/1)
Grave Disability	60% (6/10)
Criminal Behavior	0% (0/0)
Exploitation	100% (1/1)

■ Didn't Improve
■ Improved

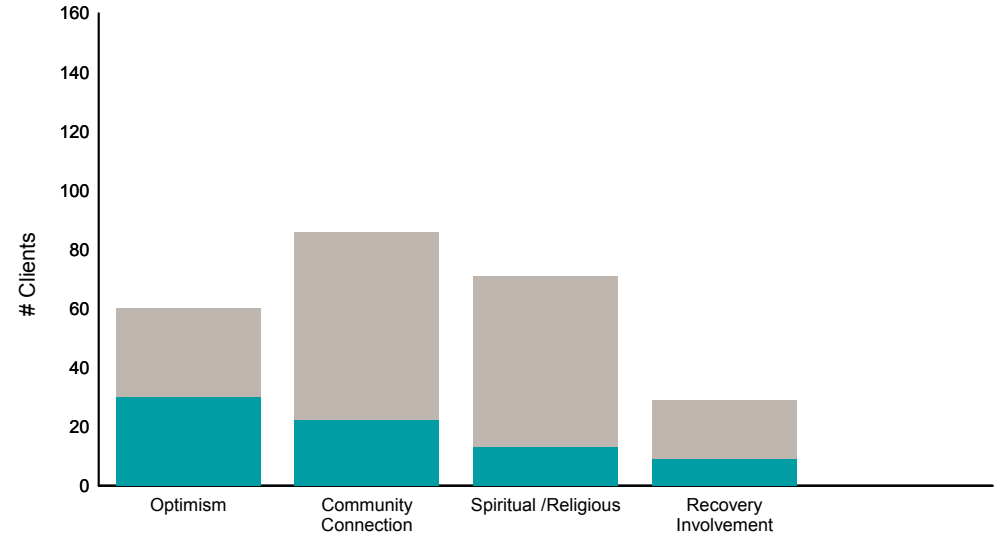
This report looks at current ANSAs to see how many clients improved on items rated 2 or 3 from the prior ANSA.

Num of episodes w/ min. 2 ANSAs: 145 Average days between ANSAs: 339.0 % clients improved on min. 30% of actionable items: **51% (= 72/142)**

Behavioral Health Domain

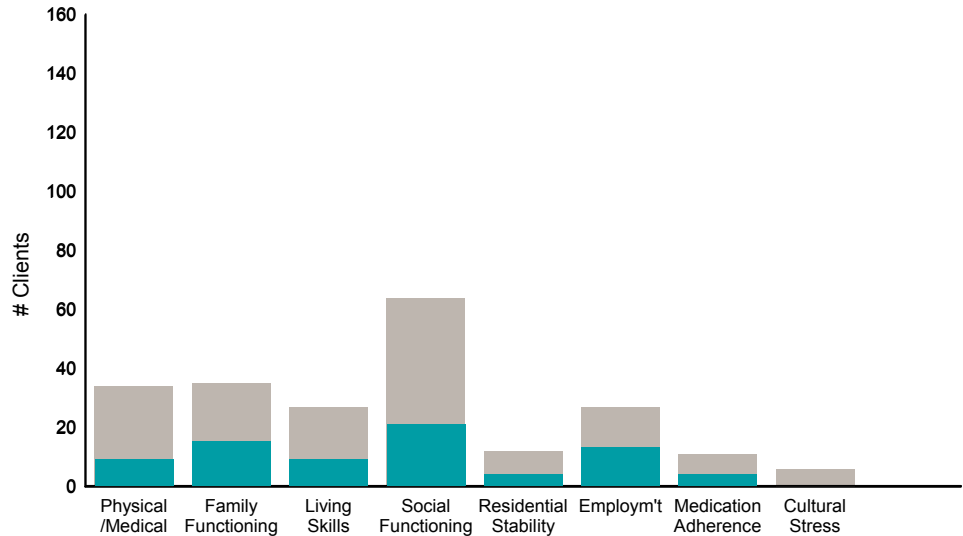


Strengths

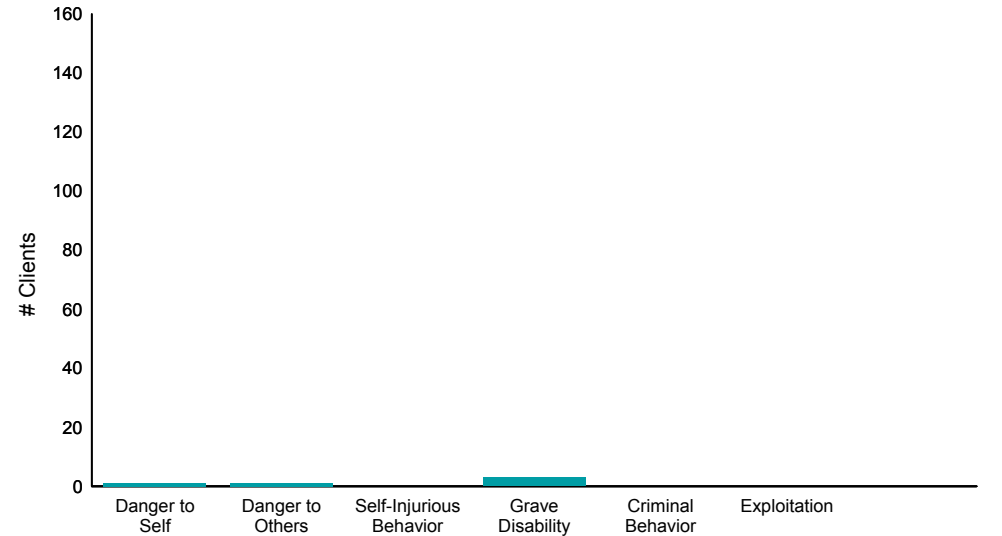


Item	% improvement
Psychosis	11% (5/45)
Depression	27% (17/62)
Anxiety	34% (24/70)
Adjustment to Trauma	40% (6/15)
Impulse Control	31% (4/13)
Interpersonal Problems	38% (3/8)
Substance Use	30% (8/27)
Optimism	50% (30/60)
Community Connection	26% (22/86)
Spiritual /Religious	18% (13/71)
Recovery Involvement	31% (9/29)

Life Domain Functioning



Risk Behaviors



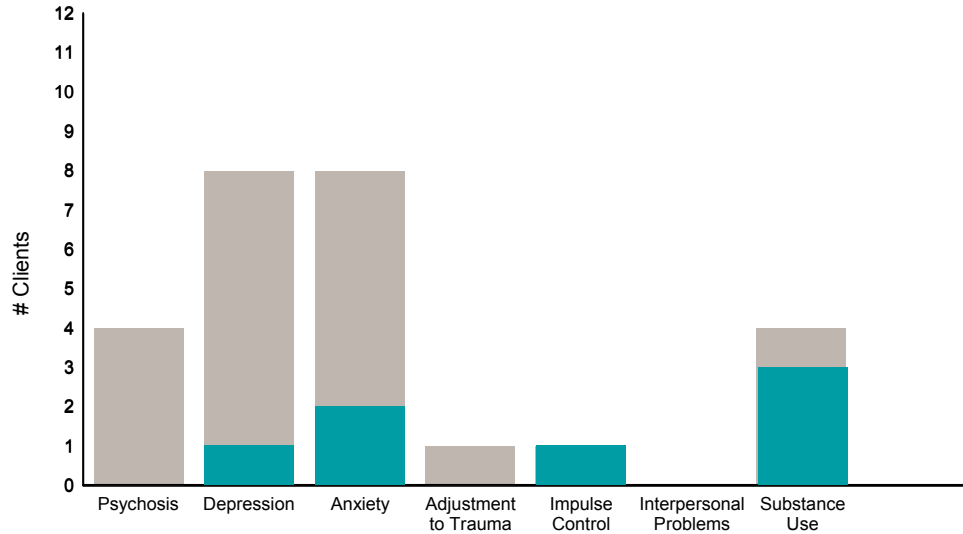
Item	% improvement
Physical /Medical	26% (9/34)
Family Functioning	43% (15/35)
Living Skills	33% (9/27)
Social Functioning	33% (21/64)
Residential Stability	33% (4/12)
Employ'm't	48% (13/27)
Medication Adherence	36% (4/11)
Cultural Stress	0% (0/6)
Danger to Self	100% (1/1)
Danger to Others	100% (1/1)
Self-Injurious Behavior	0% (0/0)
Grave Disability	100% (3/3)
Criminal Behavior	0% (0/0)
Exploitation	0% (0/0)

Didn't Improve
Improved

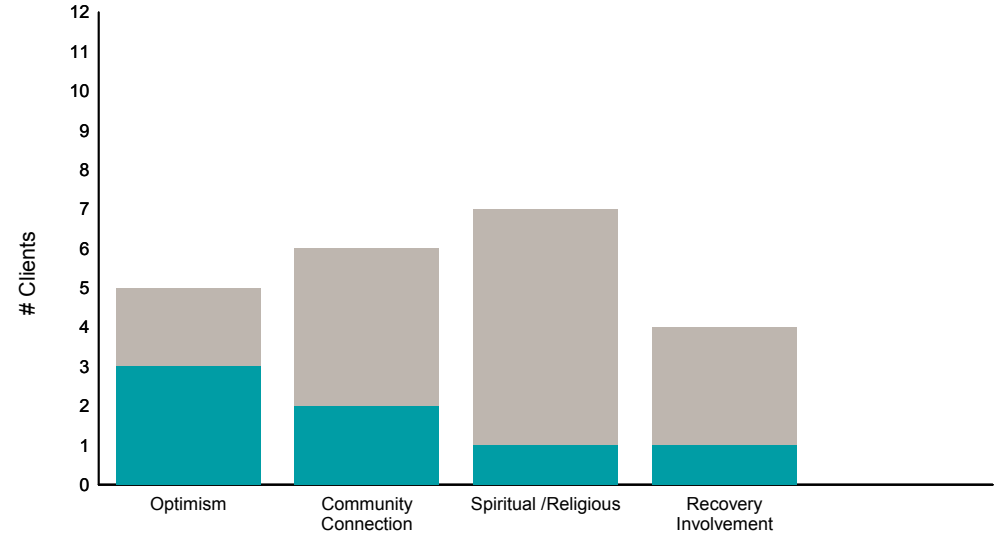
This report looks at current ANSAs to see how many clients improved on items rated 2 or 3 from the prior ANSA.

Num of episodes w/ min. 2 ANSAs: 12 Average days between ANSAs: 281.2 % clients improved on min. 30% of actionable items: **25% (= 3/12)**

Behavioral Health Domain

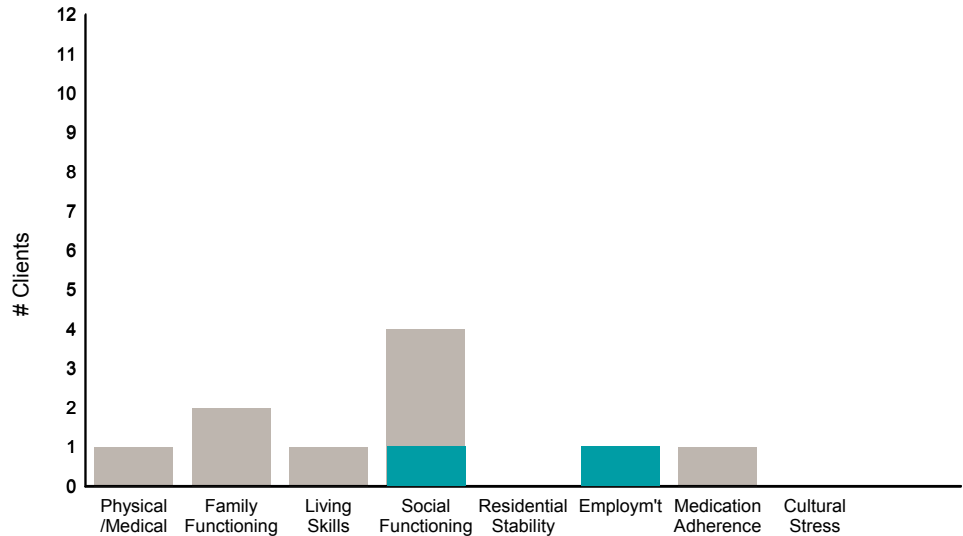


Strengths



Behavioral Health Domain	Strengths	% improvement
0% 0/4	60% 3/5	
13% 1/8	33% 2/6	
25% 2/8	14% 1/7	
0% 0/1	25% 1/4	
100% 1/1		
0% 0/0		
75% 3/4		

Life Domain Functioning



Risk Behaviors



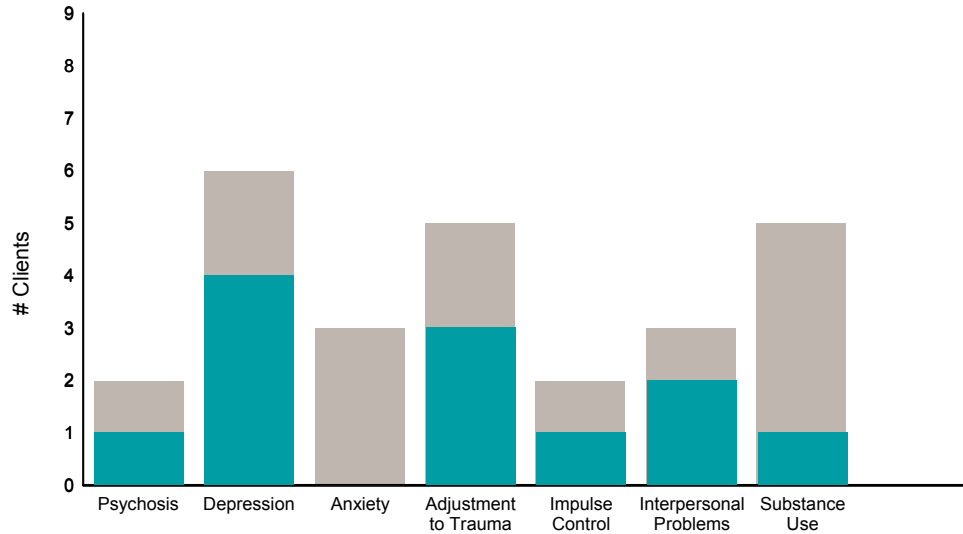
Life Domain Functioning	Risk Behaviors	% improvement
0% 0/1	0% 0/0	
0% 0/2	0% 0/0	
0% 0/1	0% 0/0	
25% 1/4	0% 0/0	
0% 0/0	0% 0/0	
100% 1/1	0% 0/0	
0% 0/1	0% 0/0	
0% 0/0	0% 0/0	

■ Didn't Improve
■ Improved

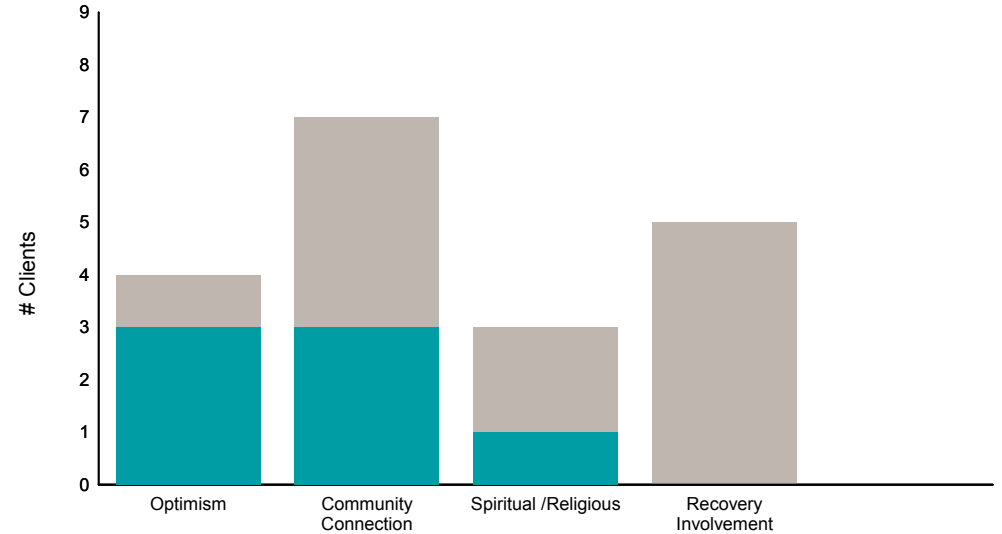
This report looks at current ANSAs to see how many clients improved on items rated 2 or 3 from the prior ANSA.

Num of episodes w/ min. 2 ANSAs: 9 Average days between ANSAs: 178.3 % clients improved on min. 30% of actionable items: **67% (= 6/9)**

Behavioral Health Domain

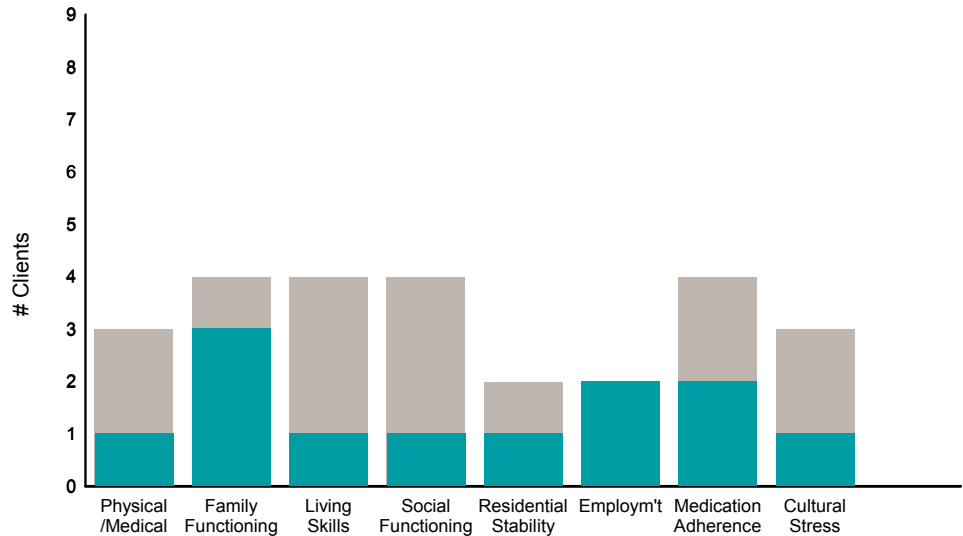


Strengths

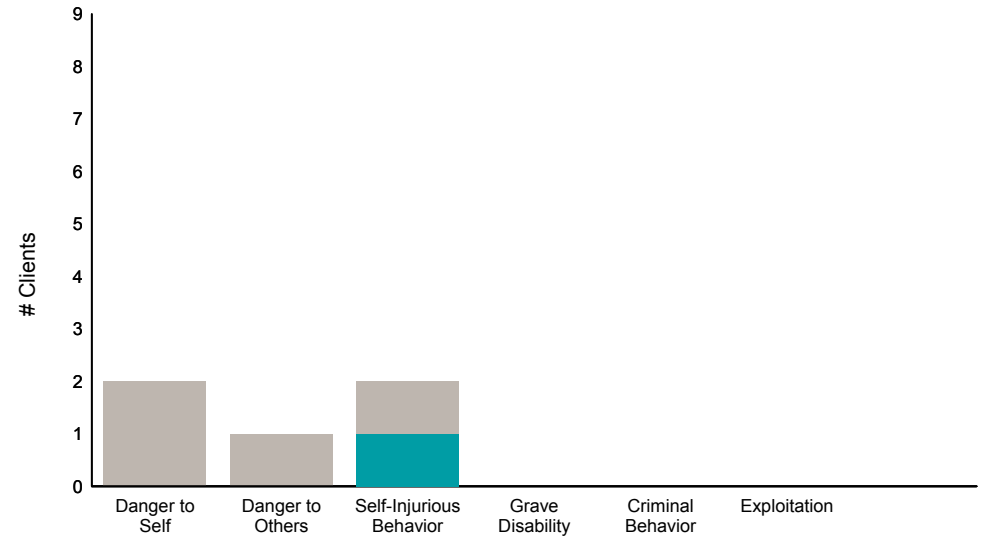


Item	Improved	Didn't Improve	% improvement
Psychosis	1/2	1/2	50%
Depression	4/6	2/6	67%
Anxiety	0/3	3/3	0%
Adjustment to Trauma	3/5	2/5	60%
Impulse Control	1/2	1/2	50%
Interpersonal Problems	2/3	1/3	67%
Substance Use	1/5	4/5	20%

Life Domain Functioning



Risk Behaviors



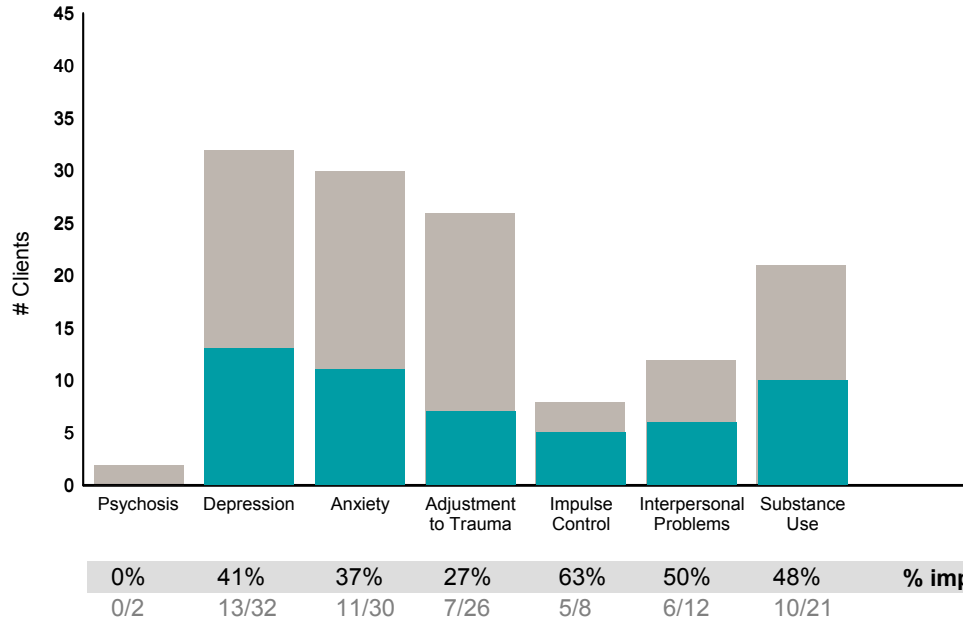
Item	Improved	Didn't Improve	% improvement
Physical /Medical	1/3	2/3	33%
Family Functioning	3/4	1/4	75%
Living Skills	1/4	3/4	25%
Social Functioning	1/4	3/4	25%
Residential Stability	1/2	1/2	50%
Employ'm't	2/2	0/2	100%
Medication Adherence	2/4	2/4	50%
Cultural Stress	1/3	2/3	33%

Didn't Improve
 Improved

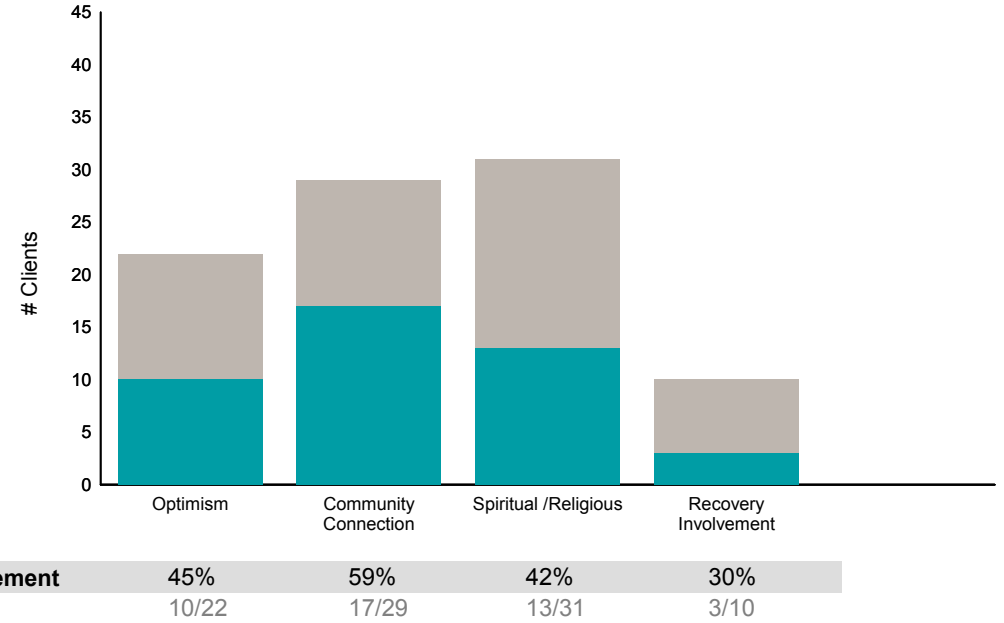
This report looks at current ANSAs to see how many clients improved on items rated 2 or 3 from the prior ANSA.

Num of episodes w/ min. 2 ANSAs: 44 Average days between ANSAs: 321.6 % clients improved on min. 30% of actionable items: **66% (= 29/44)**

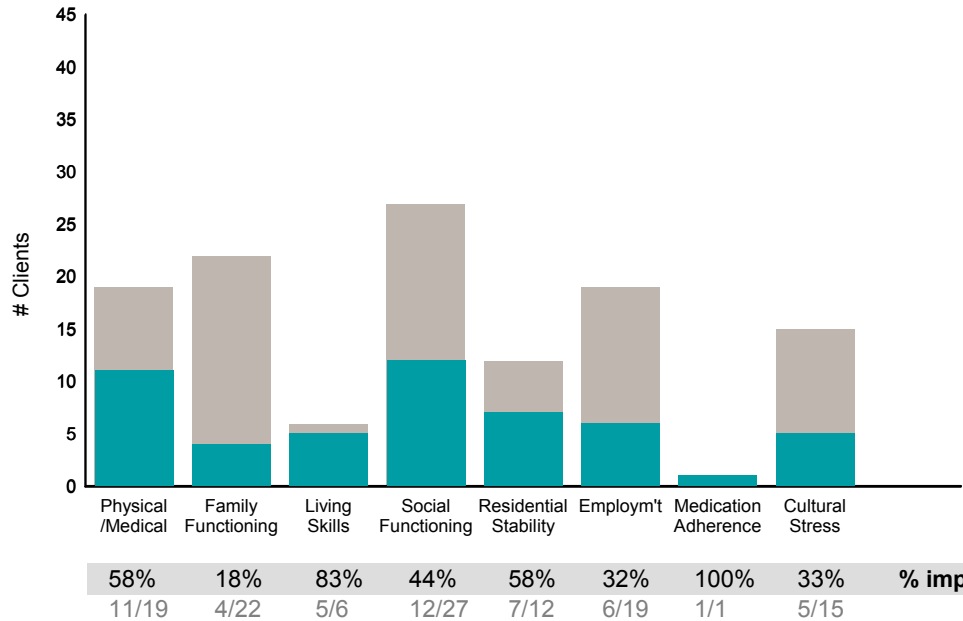
Behavioral Health Domain



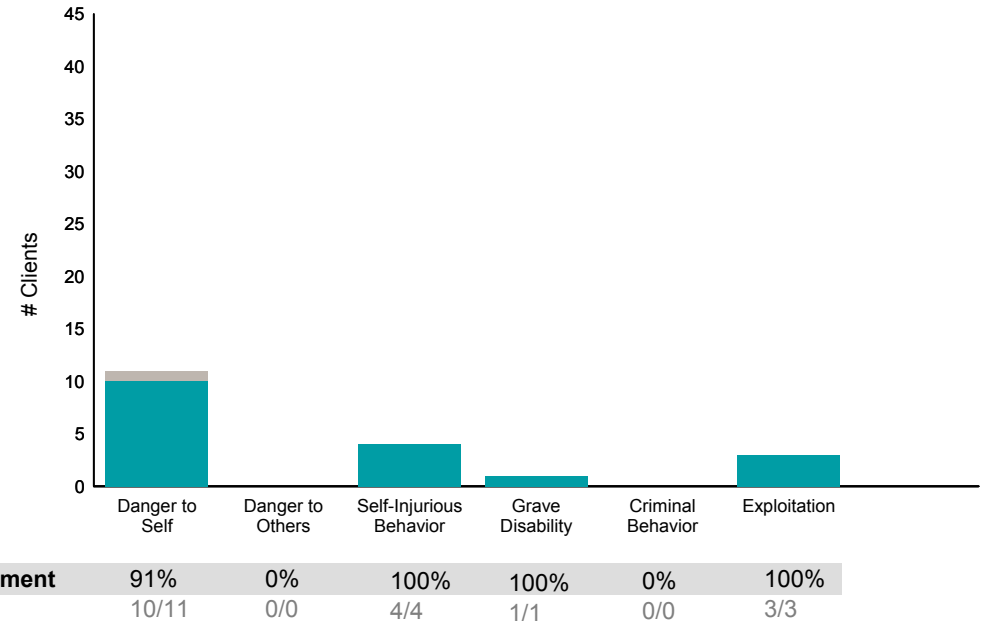
Strengths



Life Domain Functioning



Risk Behaviors

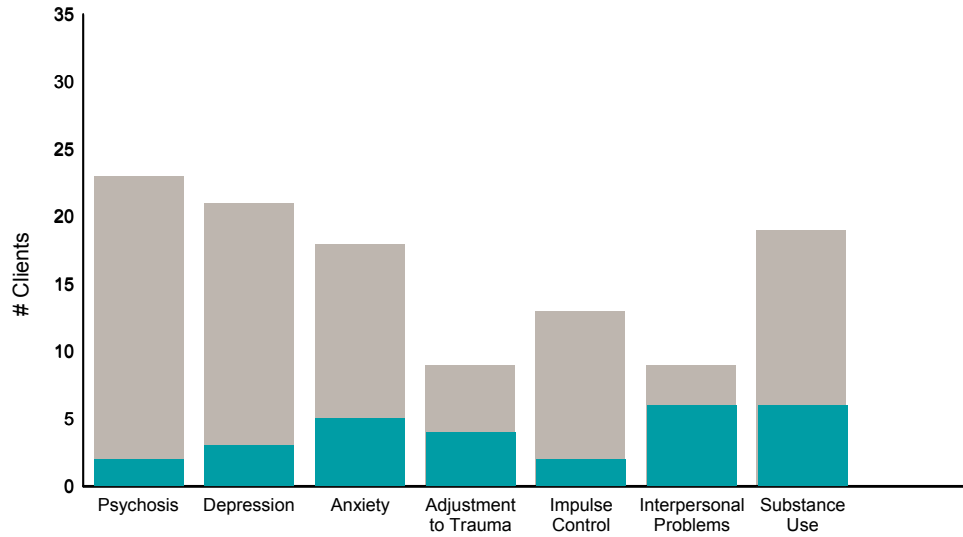


Didn't Improve
Improved

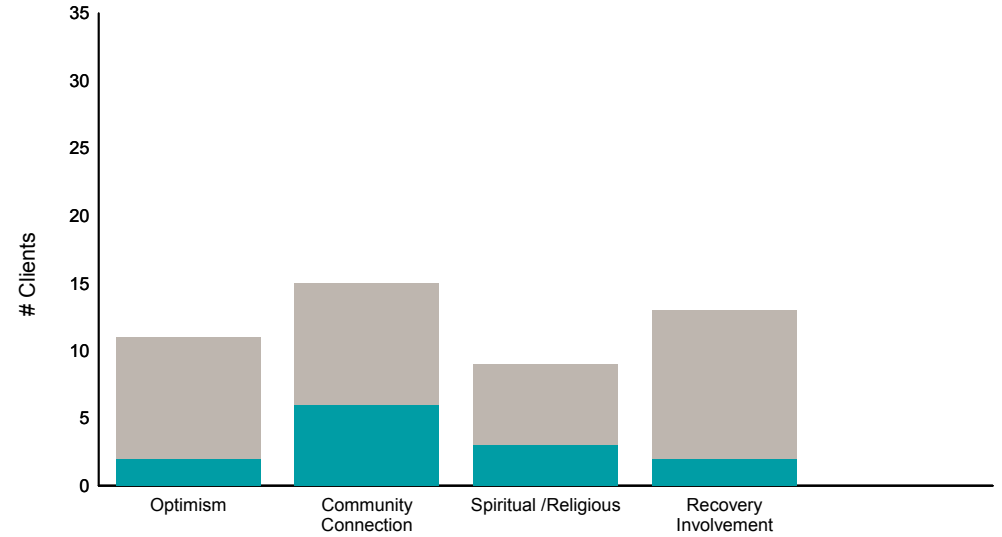
This report looks at current ANSAs to see how many clients improved on items rated 2 or 3 from the prior ANSA.

Num of episodes w/ min. 2 ANSAs: 35 Average days between ANSAs: 251.4 % clients improved on min. 30% of actionable items: **48% (= 16/33)**

Behavioral Health Domain

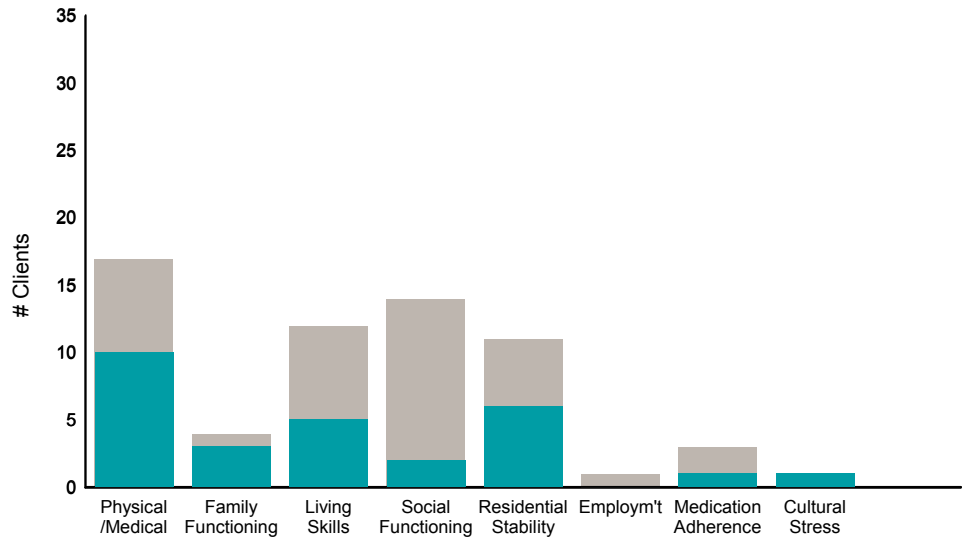


Strengths

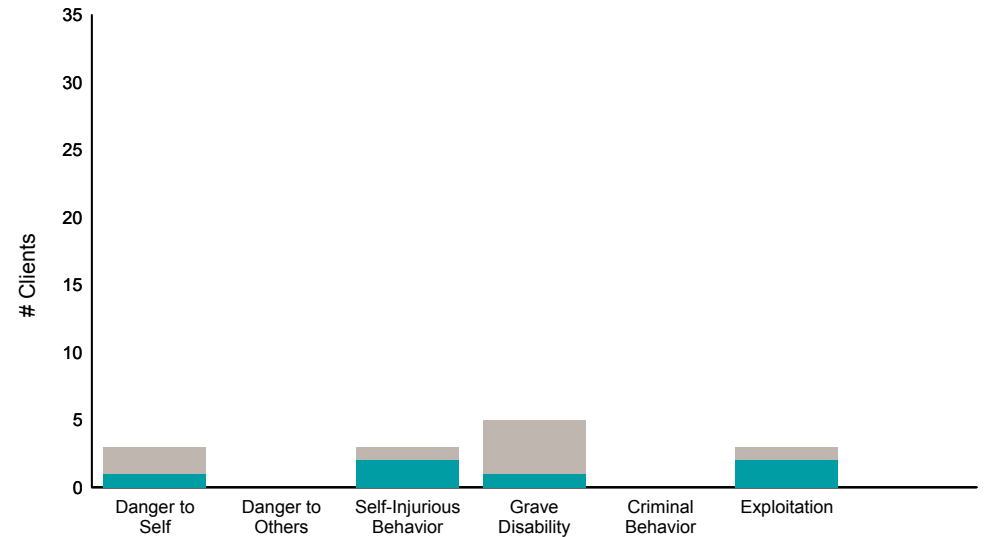


Item	% improvement
Psychosis	9% (2/23)
Depression	14% (3/21)
Anxiety	28% (5/18)
Adjustment to Trauma	44% (4/9)
Impulse Control	15% (2/13)
Interpersonal Problems	67% (6/9)
Substance Use	32% (6/19)
Optimism	18% (2/11)
Community Connection	40% (6/15)
Spiritual /Religious	33% (3/9)
Recovery Involvement	15% (2/13)

Life Domain Functioning



Risk Behaviors



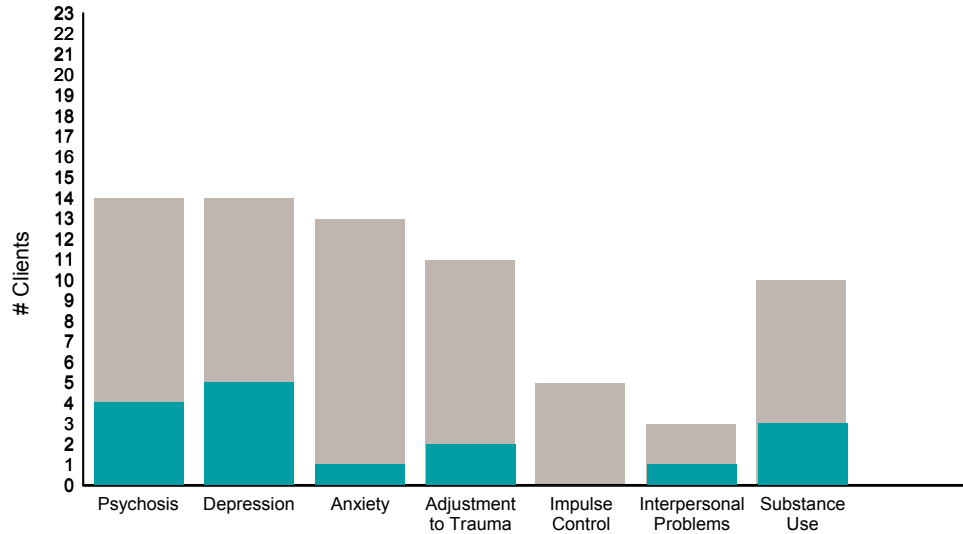
Item	% improvement
Physical /Medical	59% (10/17)
Family Functioning	75% (3/4)
Living Skills	42% (5/12)
Social Functioning	14% (2/14)
Residential Stability	55% (6/11)
Employ'm't	0% (0/1)
Medication Adherence	33% (1/3)
Cultural Stress	100% (1/1)
Danger to Self	33% (1/3)
Danger to Others	0% (0/0)
Self-Injurious Behavior	67% (2/3)
Grave Disability	20% (1/5)
Criminal Behavior	0% (0/0)
Exploitation	67% (2/3)

■ Didn't Improve
■ Improved

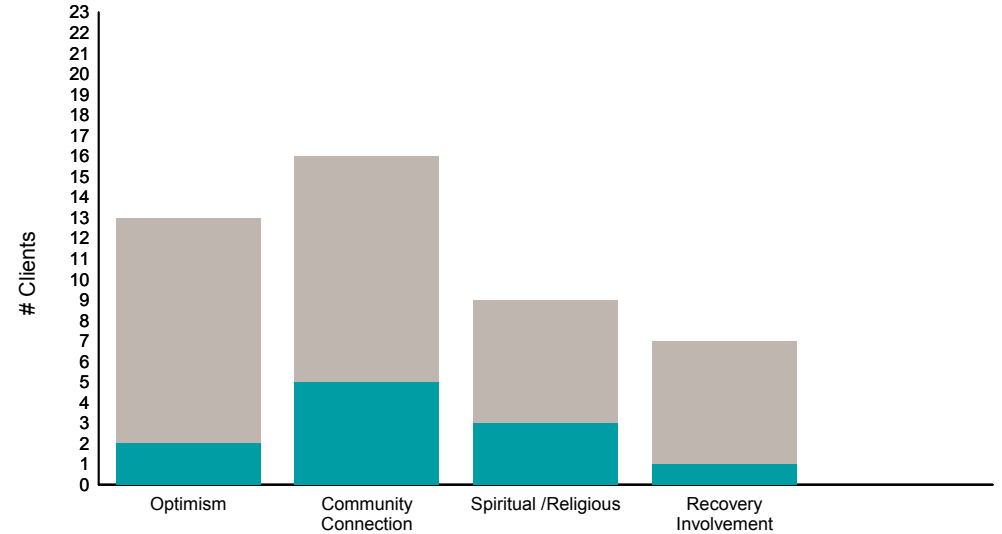
This report looks at current ANSAs to see how many clients improved on items rated 2 or 3 from the prior ANSA.

Num of episodes w/ min. 2 ANSAs: 23 Average days between ANSAs: 364.3 % clients improved on min. 30% of actionable items: **52% (= 12/23)**

Behavioral Health Domain

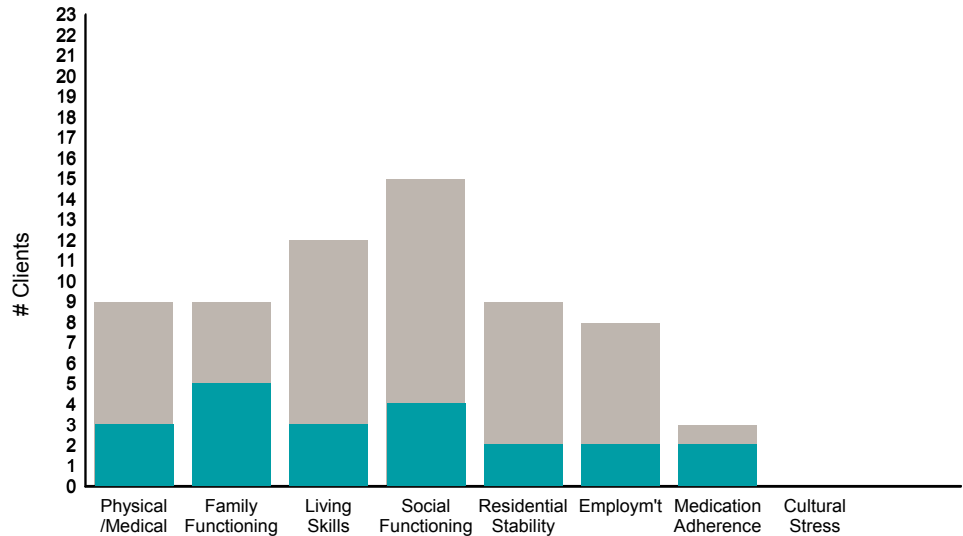


Strengths

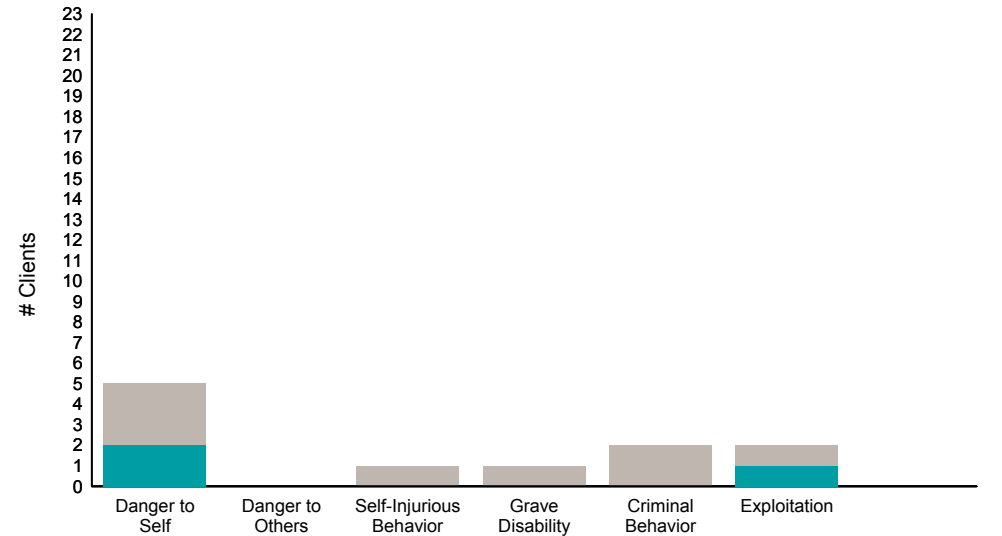


Item	% improvement
Psychosis	29% (4/14)
Depression	36% (5/14)
Anxiety	8% (1/13)
Adjustment to Trauma	18% (2/11)
Impulse Control	0% (0/5)
Interpersonal Problems	33% (1/3)
Substance Use	30% (3/10)
Optimism	15% (2/13)
Community Connection	31% (5/16)
Spiritual /Religious	33% (3/9)
Recovery Involvement	14% (1/7)

Life Domain Functioning



Risk Behaviors



Item	% improvement
Physical /Medical	33% (3/9)
Family Functioning	56% (5/9)
Living Skills	25% (3/12)
Social Functioning	27% (4/15)
Residential Stability	22% (2/9)
Employ'm't	25% (2/8)
Medication Adherence	67% (2/3)
Cultural Stress	0% (0/0)
Danger to Self	40% (2/5)
Danger to Others	0% (0/0)
Self-Injurious Behavior	0% (0/1)
Grave Disability	0% (0/1)
Criminal Behavior	0% (0/2)
Exploitation	50% (1/2)