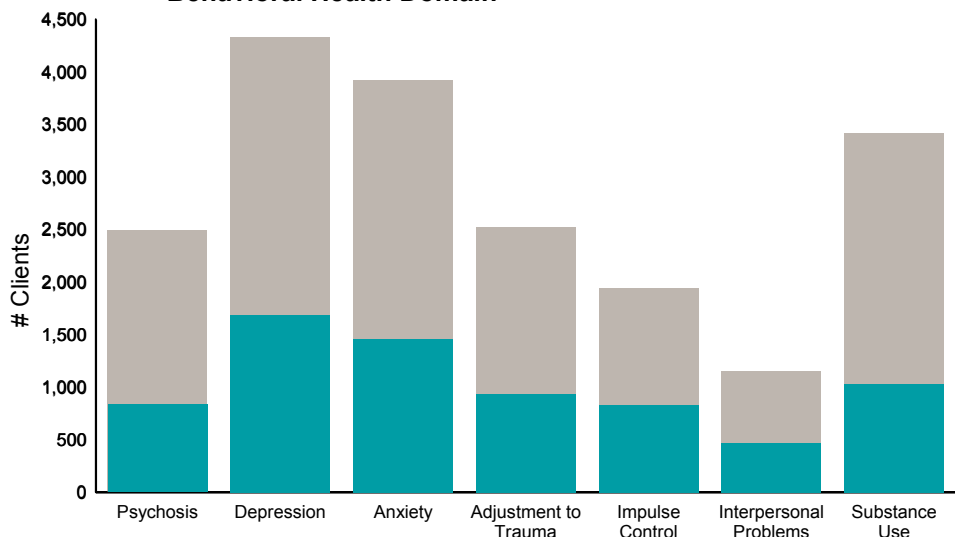


FY19-20 Q4 Objective A.2 ANSA Outcomes Item-Level Report
System Summary: 7/1/2019 - 6/30/2020

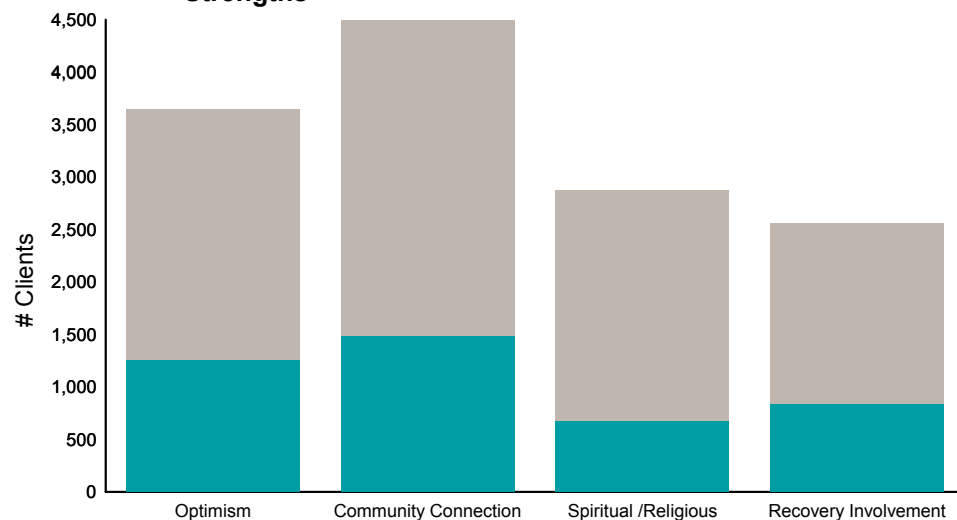
Didn't Improve
 Improved
 This report looks at current ANSAs to see how many clients improved on items rated 2 or 3 from the prior ANSA.

Num of episodes w/ min. 2 ANSAs: 7,446 Average days between ANSAs: 299.1 % clients improved on min. 30% of actionable items: **54% (= 3,758 / 6,922)**

Behavioral Health Domain

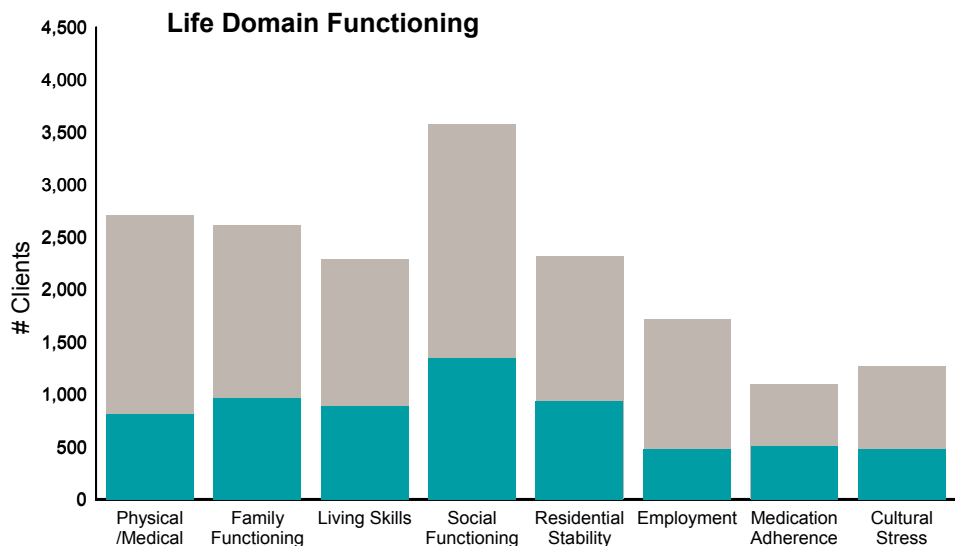


Strengths

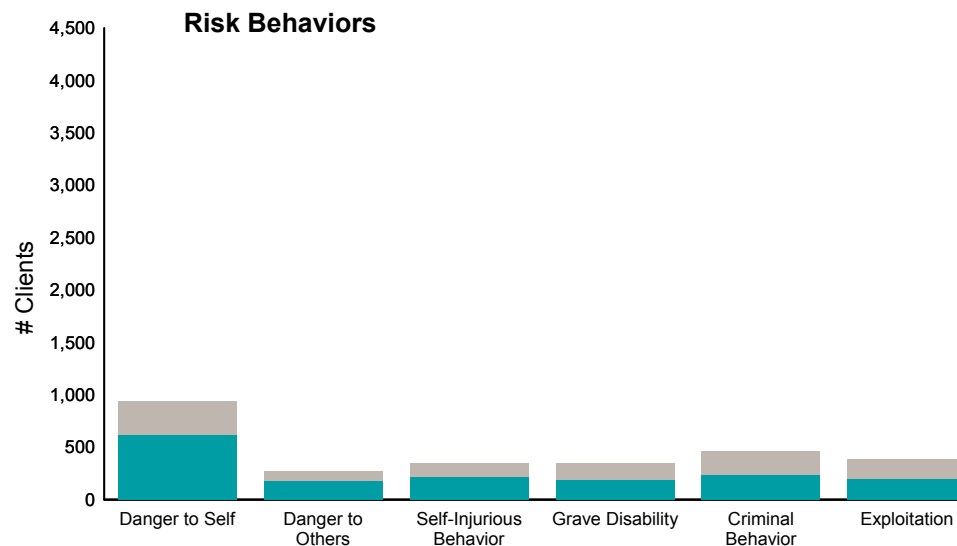


	34%	39%	37%	37%	43%	41%	30%	% improvement	34%	33%	23%	33%
	<u>838</u>	<u>1,694</u>	<u>1,462</u>	<u>939</u>	<u>831</u>	<u>471</u>	<u>1,029</u>	improved #	<u>1,255</u>	<u>1,481</u>	<u>674</u>	<u>833</u>
	2,485	4,322	3,917	2,513	1,934	1,144	3,416	total #	3,650	4,541	2,876	2,562

Life Domain Functioning



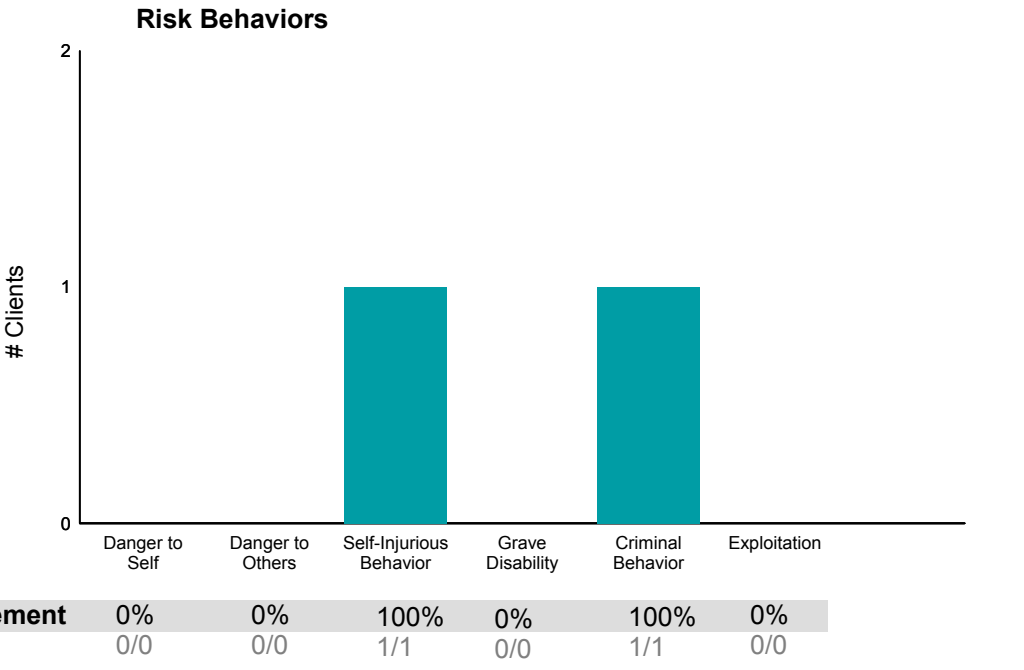
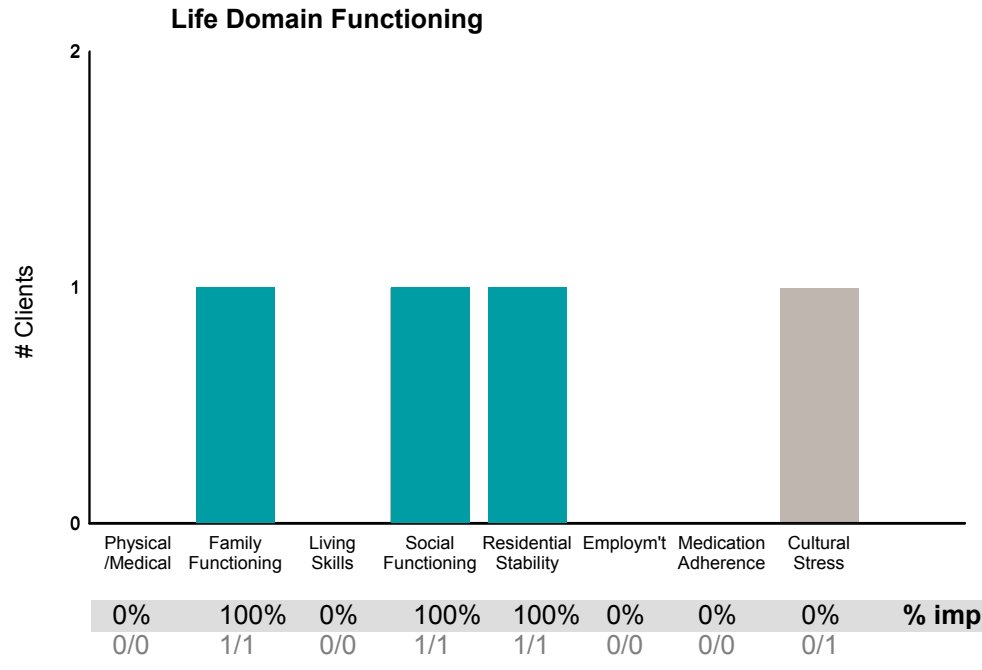
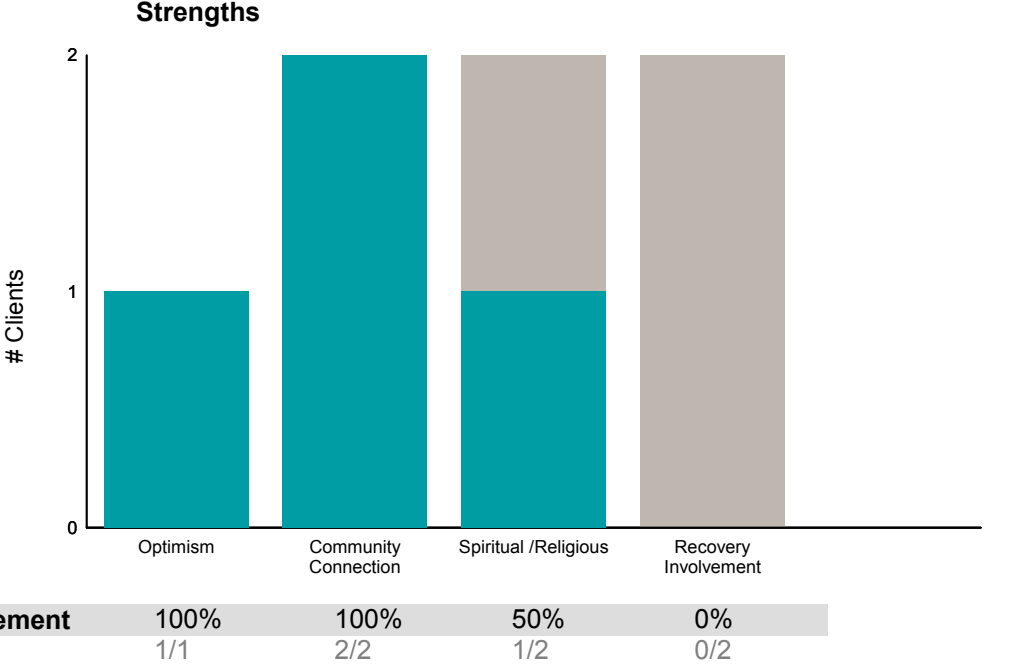
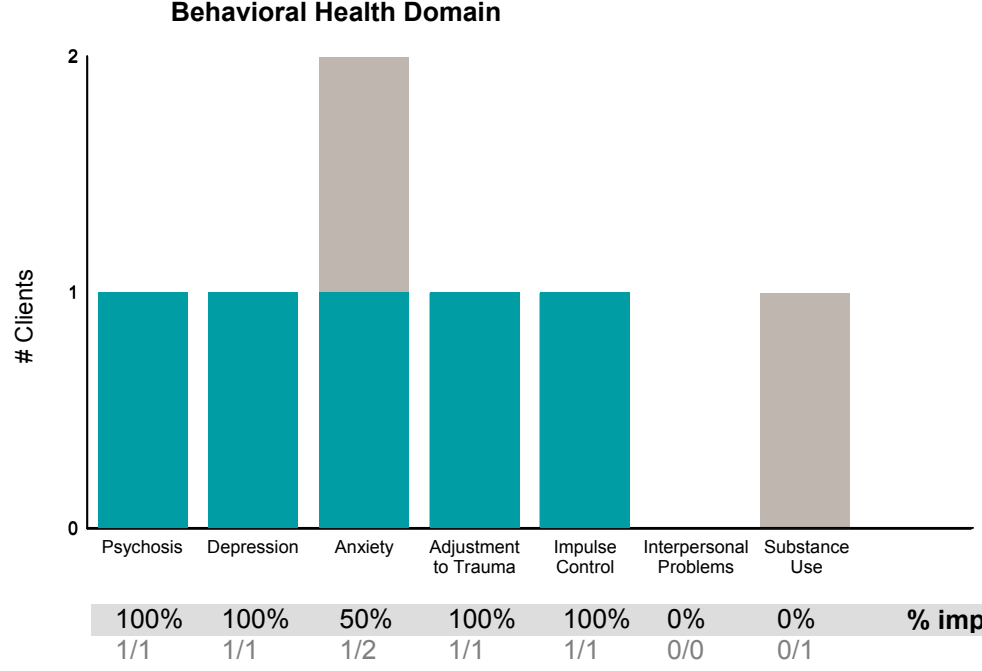
Risk Behaviors



	30%	37%	39%	38%	41%	28%	47%	38%	% improvement	65%	64%	62%	53%	50%	51%
	<u>811</u>	<u>964</u>	<u>888</u>	<u>1,349</u>	<u>940</u>	<u>480</u>	<u>511</u>	<u>479</u>	improved #	<u>615</u>	<u>173</u>	<u>216</u>	<u>188</u>	<u>235</u>	<u>198</u>
	2,709	2,608	2,281	3,572	2,316	1,714	1,094	1,260	total #	942	271	346	353	466	391

Didn't Improve
 Improved
 This report looks at current ANSAs to see how many clients improved on items rated 2 or 3 from the prior ANSA.

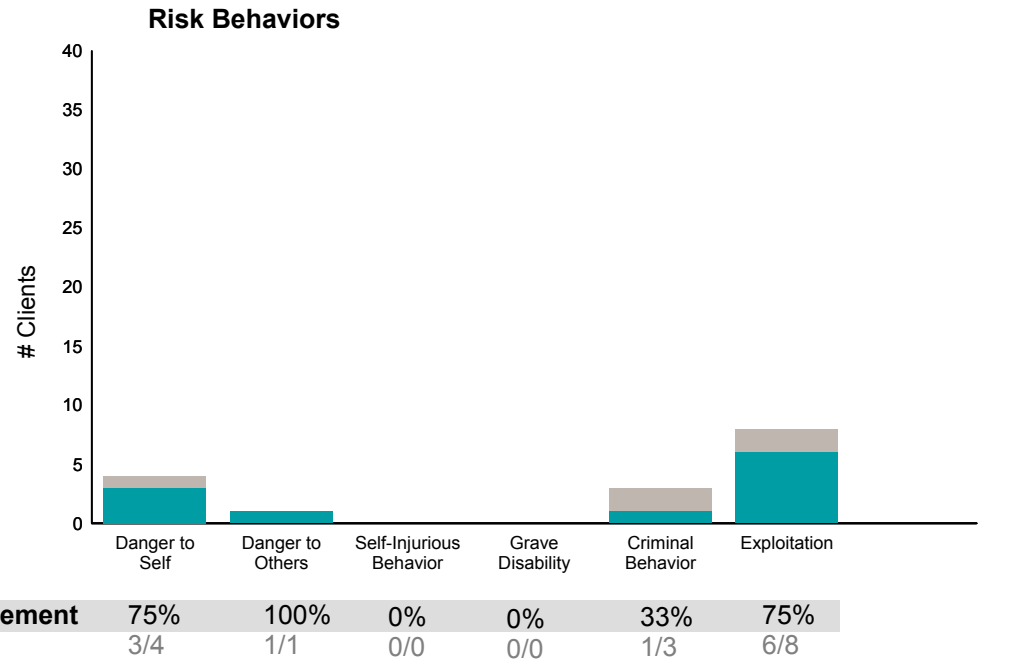
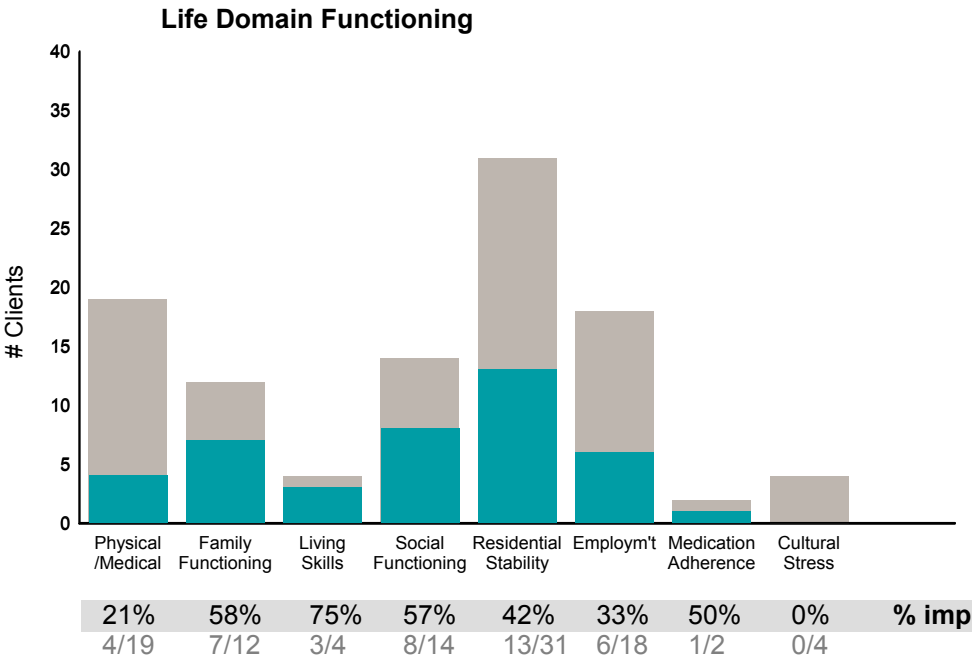
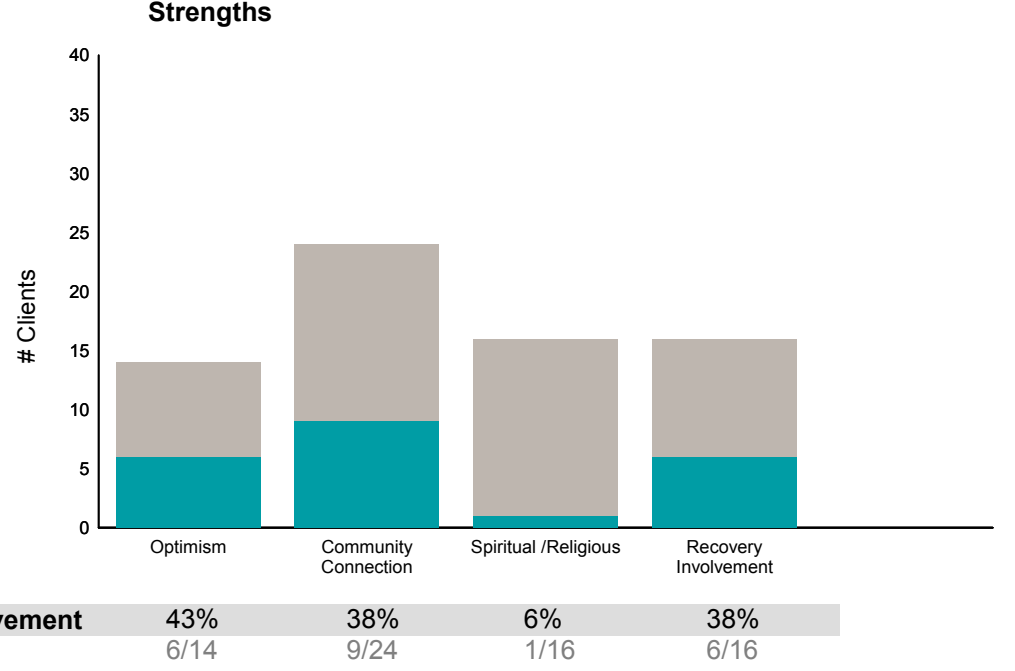
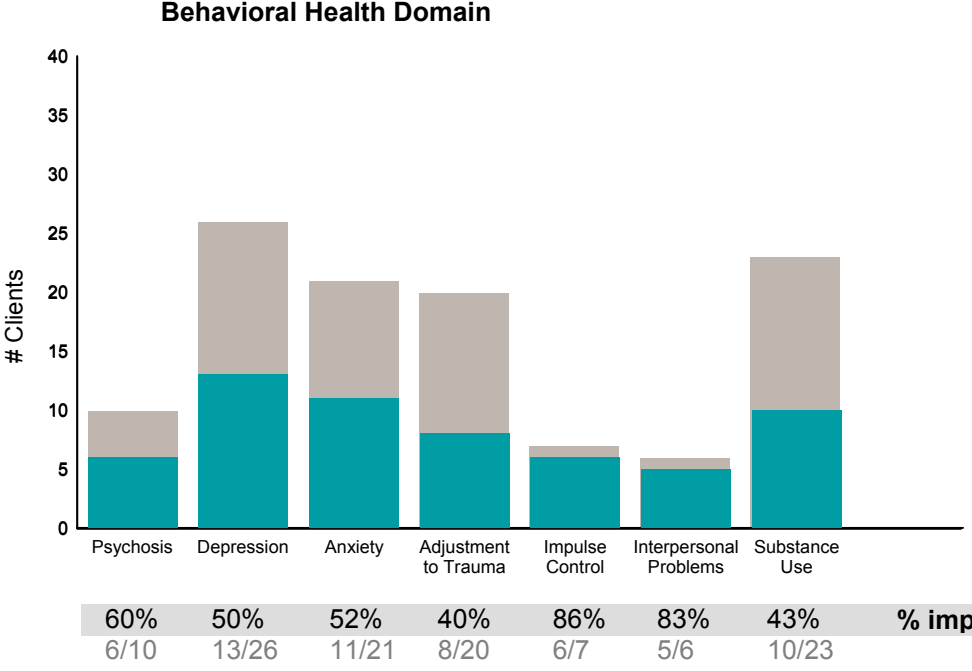
Num of episodes w/ min. 2 ANSAs: **2** Average days between ANSAs: **233.0** % clients improved on min. 30% of actionable items: **100% (= 2/2)**



FY19-20 Q4 Objective A.2 ANSA Outcomes Item-Level Report
A Woman's Place (38BKOP)

Didn't Improve
 Improved
 This report looks at current ANSAs to see how many clients improved on items rated 2 or 3 from the prior ANSA.

Num of episodes w/ min. 2 ANSAs: **37** Average days between ANSAs: **283.6** % clients improved on min. 30% of actionable items: **65% (= 24/37)**



This report reflects data from 7/1/2019 - 6/30/2020

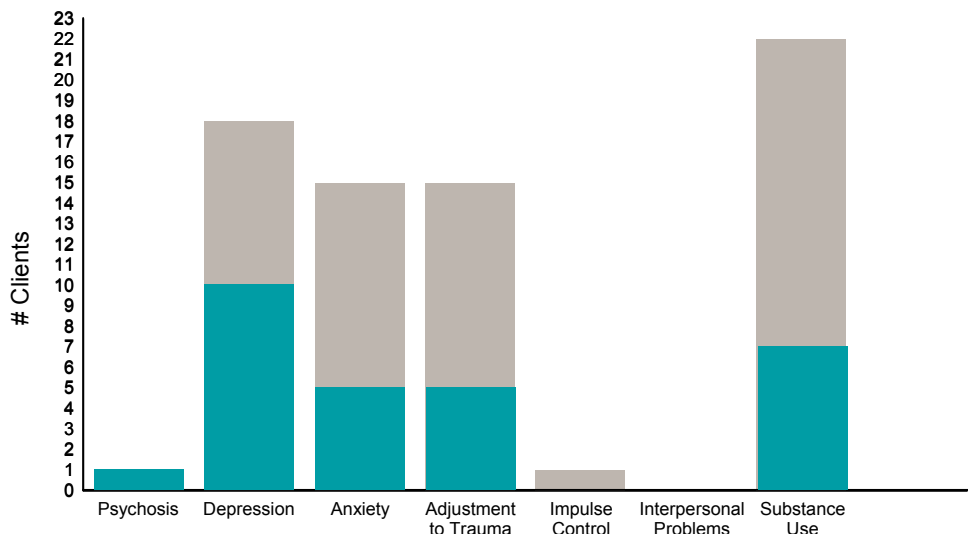


FY19-20 Q4 Objective A.2 ANSA Outcomes Item-Level Report
AARS Project Adapt (38JBOP)

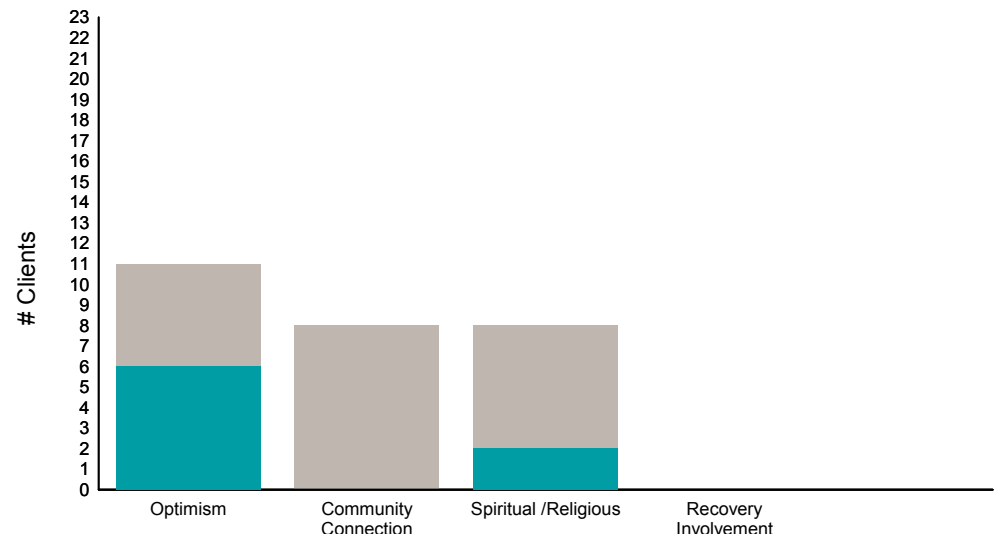
Didn't Improve
 Improved
 This report looks at current ANSAs to see how many clients improved on items rated 2 or 3 from the prior ANSA.

Num of episodes w/ min. 2 ANSAs: **23**
 Average days between ANSAs: **297.4**
 % clients improved on min. 30% of actionable items: **57% (= 13/23)**

Behavioral Health Domain

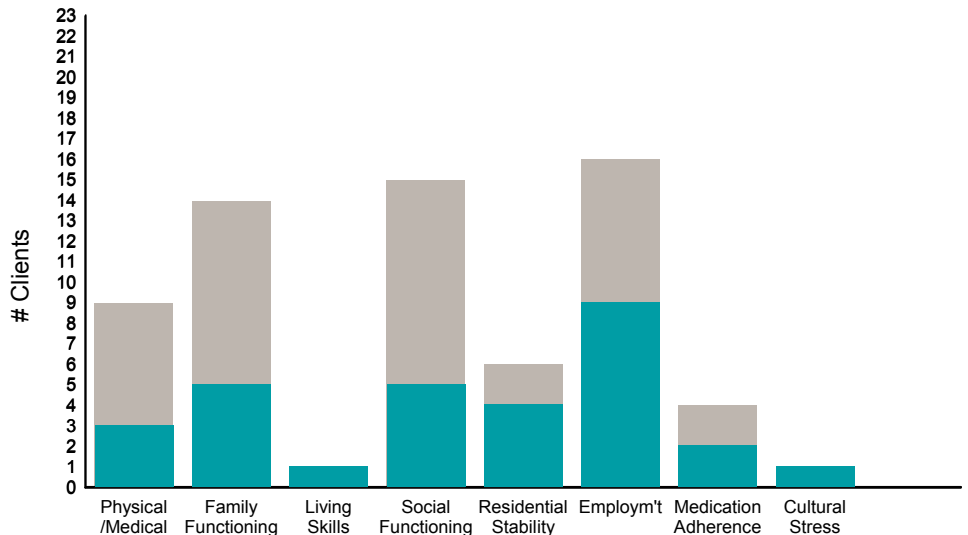


Strengths

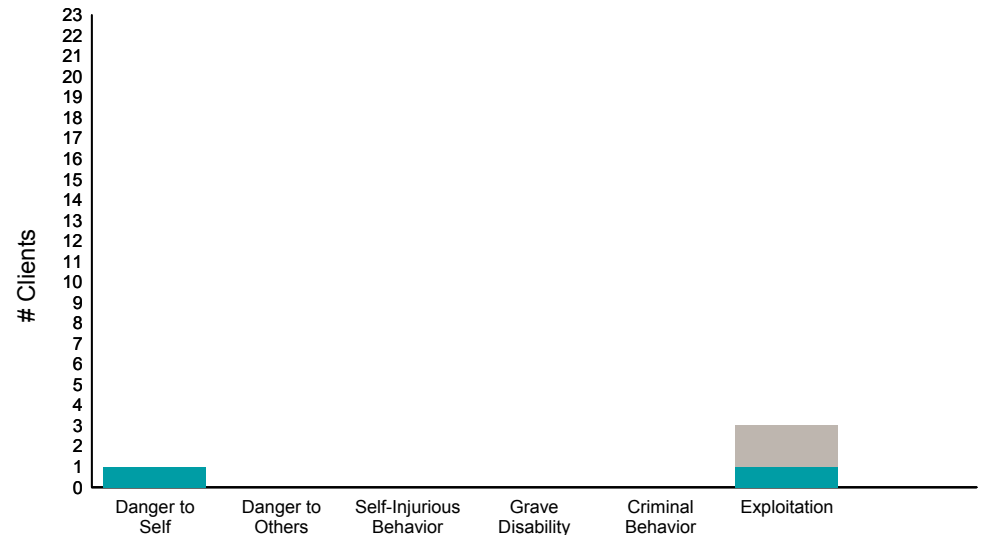


Item	Improved	Didn't Improve	% improvement
Psychosis	1/1	0/0	100%
Depression	10/18	8/0	56%
Anxiety	5/15	10/0	33%
Adjustment to Trauma	5/15	10/0	33%
Impulse Control	0/1	1/0	0%
Interpersonal Problems	0/0	0/0	0%
Substance Use	7/22	16/0	32%

Life Domain Functioning



Risk Behaviors



Item	Improved	Didn't Improve	% improvement
Physical /Medical	3/9	6/0	33%
Family Functioning	5/14	9/0	36%
Living Skills	1/1	0/0	100%
Social Functioning	5/15	10/0	33%
Residential Stability	4/6	2/0	67%
Employ'm't	9/16	7/0	56%
Medication Adherence	2/4	2/0	50%
Cultural Stress	1/1	0/0	100%

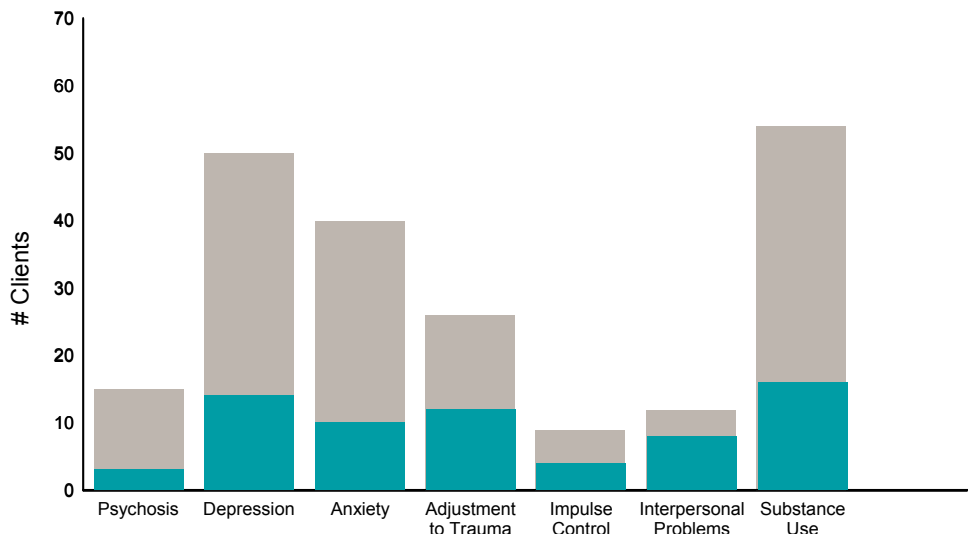
This report reflects data from 7/1/2019 - 6/30/2020

FY19-20 Q4 Objective A.2 ANSA Outcomes Item-Level Report
BAART Community Healthcare Sup (38J8OP)

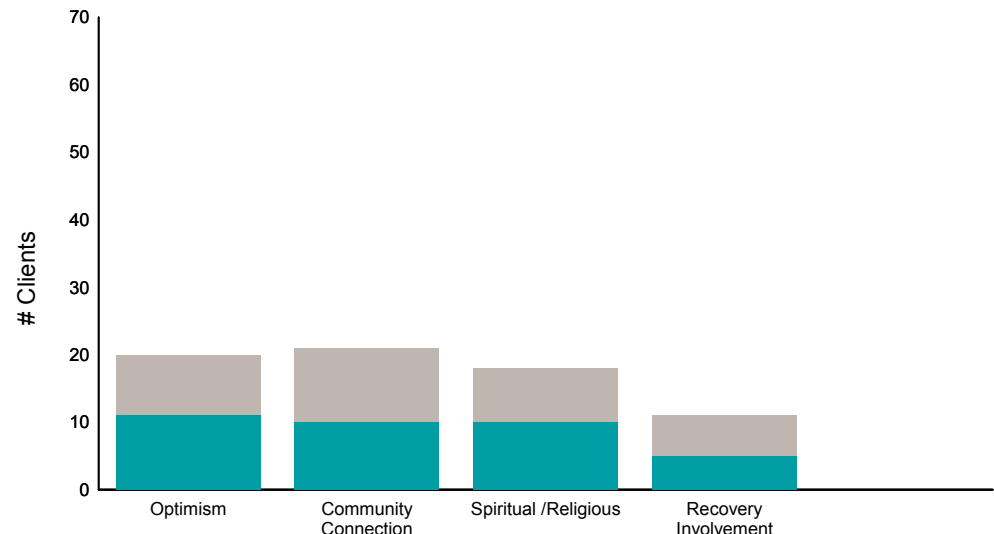
Didn't Improve
 Improved
 This report looks at current ANSAs to see how many clients improved on items rated 2 or 3 from the prior ANSA.

Num of episodes w/ min. 2 ANSAs: 62 Average days between ANSAs: 269.7 % clients improved on min. 30% of actionable items: **65% (= 33/51)**

Behavioral Health Domain

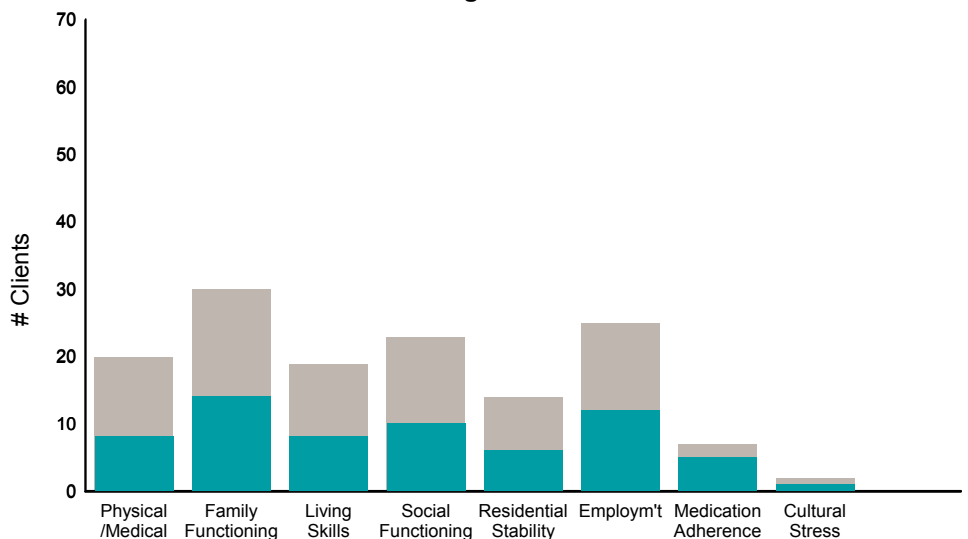


Strengths

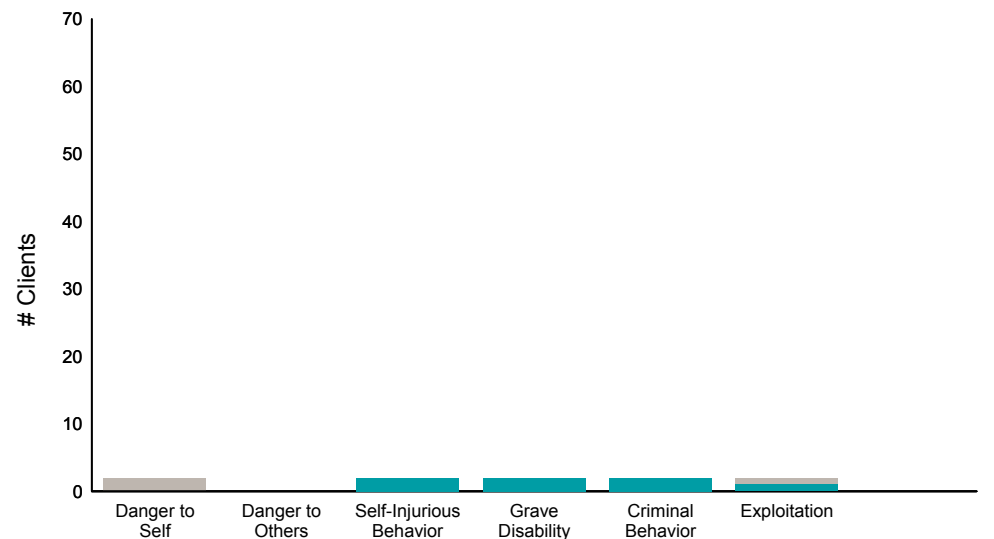


Item	% improvement
Psychosis	20% (3/15)
Depression	28% (14/50)
Anxiety	25% (10/40)
Adjustment to Trauma	46% (12/26)
Impulse Control	44% (4/9)
Interpersonal Problems	67% (8/12)
Substance Use	30% (16/54)
Optimism	55% (11/20)
Community Connection	48% (10/21)
Spiritual /Religious	56% (10/18)
Recovery Involvement	45% (5/11)

Life Domain Functioning



Risk Behaviors



Item	% improvement
Physical /Medical	40% (8/20)
Family Functioning	47% (14/30)
Living Skills	42% (8/19)
Social Functioning	43% (10/23)
Residential Stability	43% (6/14)
Employ'm't	48% (12/25)
Medication Adherence	71% (5/7)
Cultural Stress	50% (1/2)
Danger to Self	0% (0/2)
Danger to Others	0% (0/0)
Self-Injurious Behavior	100% (2/2)
Grave Disability	100% (2/2)
Criminal Behavior	100% (2/2)
Exploitation	50% (1/2)

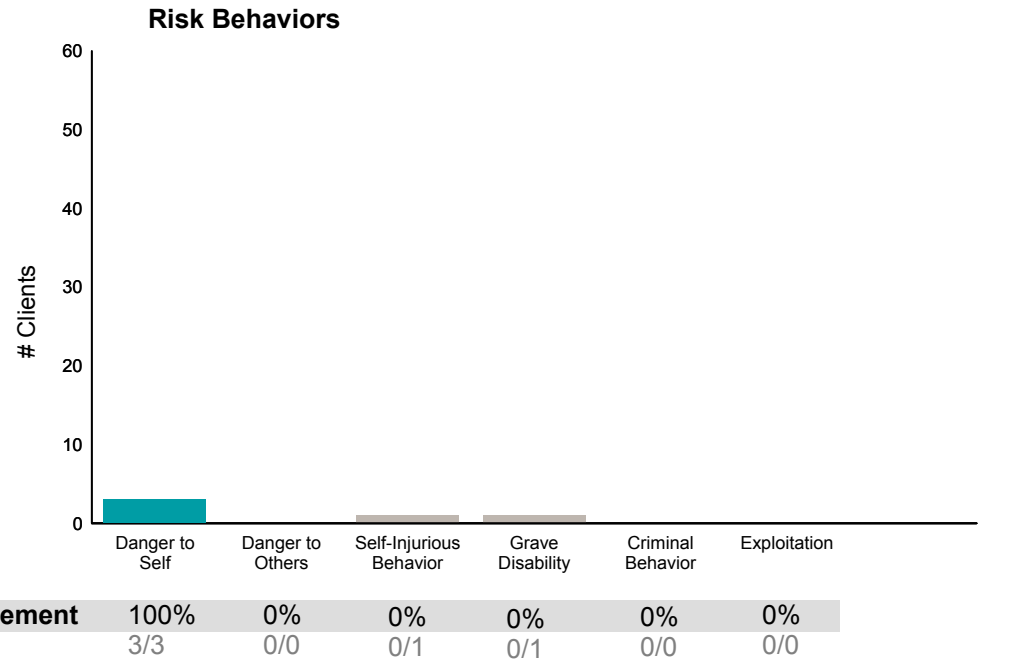
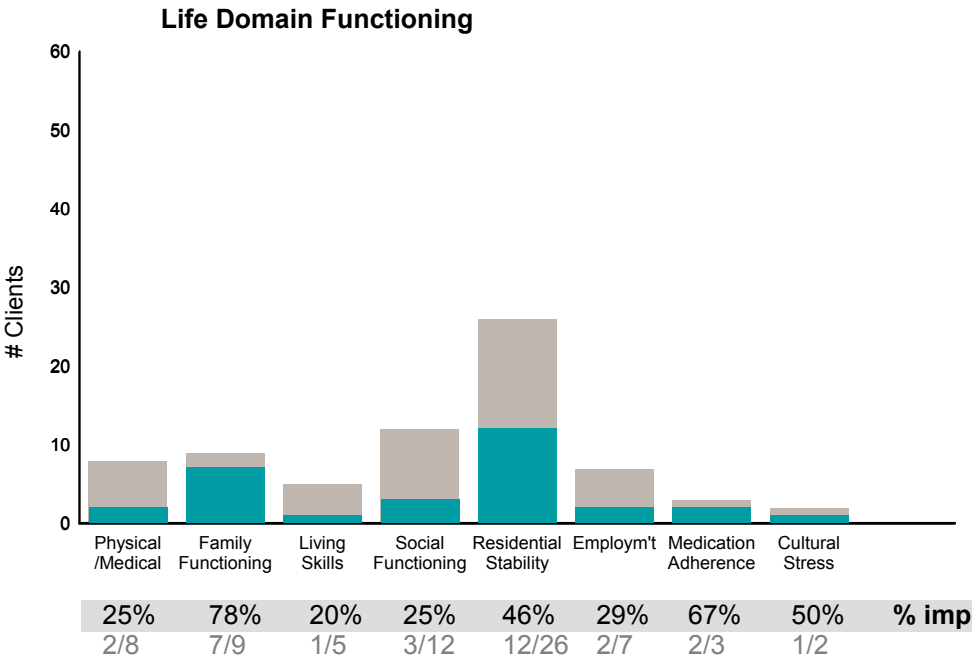
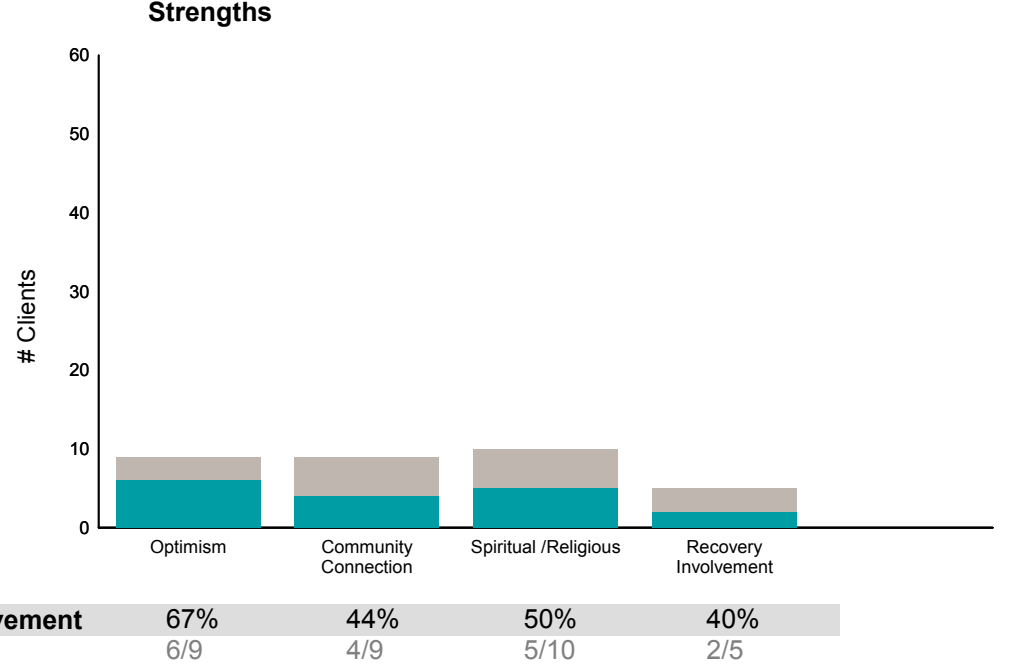
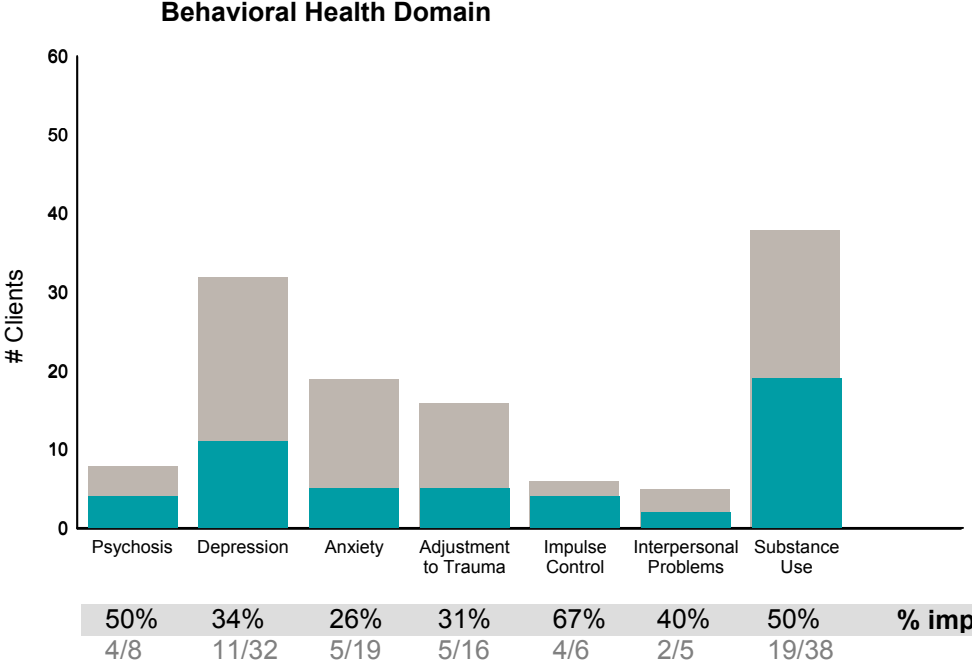
This report reflects data from 7/1/2019 - 6/30/2020



FY19-20 Q4 Objective A.2 ANSA Outcomes Item-Level Report
Baker Adult Independent LivingOP (8908OP)

Didn't Improve
 Improved
 This report looks at current ANSAs to see how many clients improved on items rated 2 or 3 from the prior ANSA.

Num of episodes w/ min. 2 ANSAs: 56 Average days between ANSAs: 281.1 % clients improved on min. 30% of actionable items: **64% (= 35/55)**



This report reflects data from 7/1/2019 - 6/30/2020

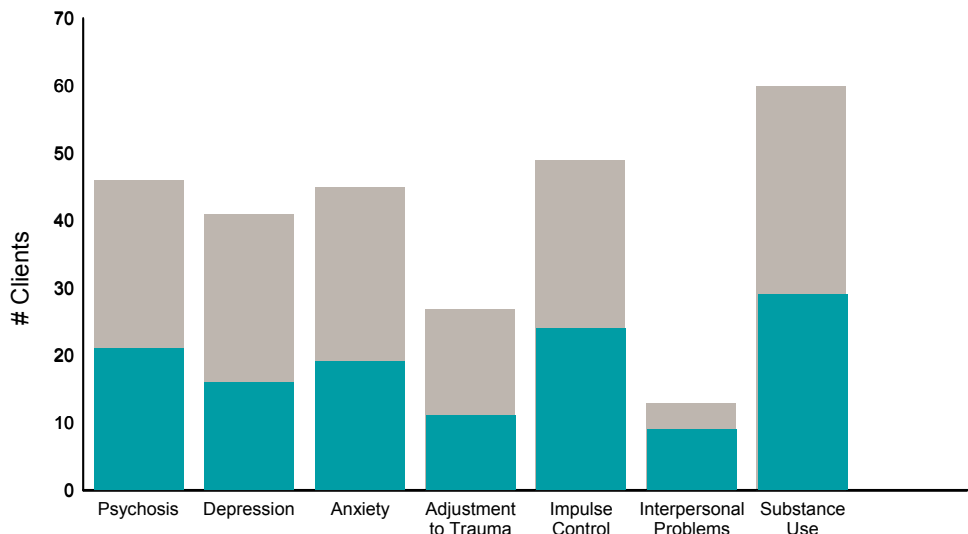


FY19-20 Q4 Objective A.2 ANSA Outcomes Item-Level Report
Baker Grove St Crisis Residence(89781)

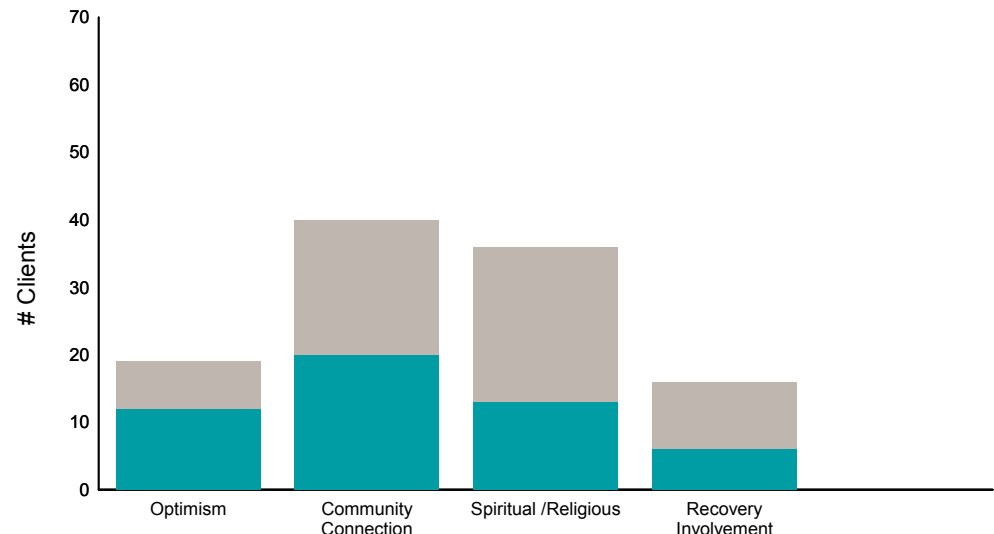
Didn't Improve
 Improved
 This report looks at current ANSAs to see how many clients improved on items rated 2 or 3 from the prior ANSA.

Num of episodes w/ min. 2 ANSAs: 62 Average days between ANSAs: 52.3 % clients improved on min. 30% of actionable items: **61% (= 38/62)**

Behavioral Health Domain

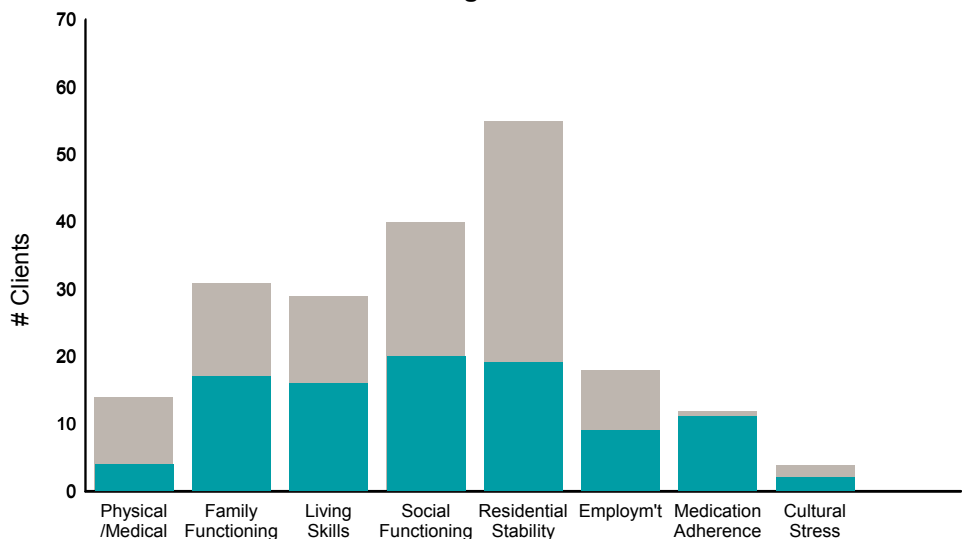


Strengths

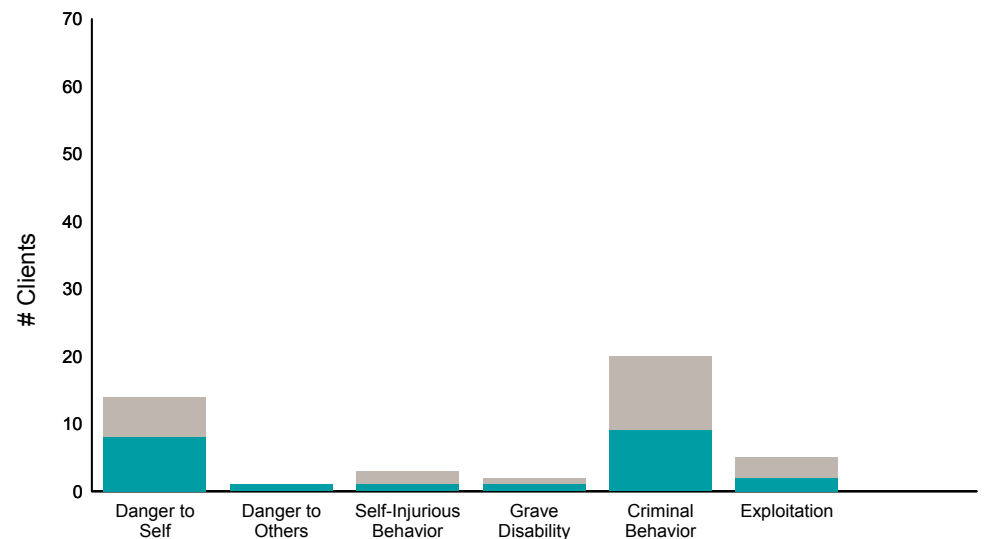


Item	% improvement
Psychosis	46% (21/46)
Depression	39% (16/41)
Anxiety	42% (19/45)
Adjustment to Trauma	41% (11/27)
Impulse Control	49% (24/49)
Interpersonal Problems	69% (9/13)
Substance Use	48% (29/60)
Optimism	63% (12/19)
Community Connection	50% (20/40)
Spiritual /Religious	36% (13/36)
Recovery Involvement	38% (6/16)

Life Domain Functioning



Risk Behaviors



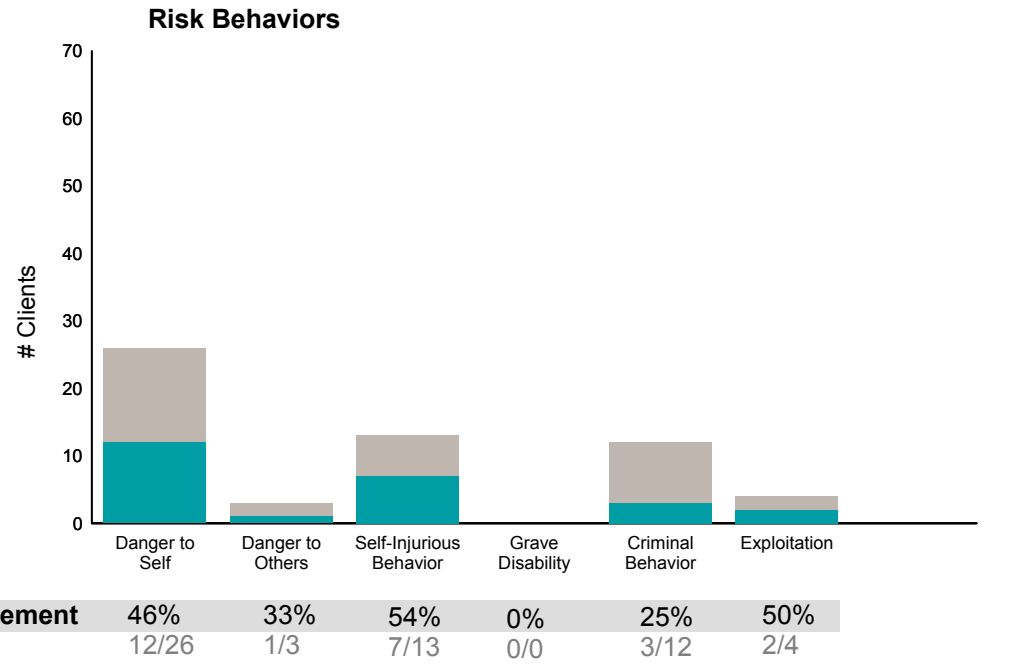
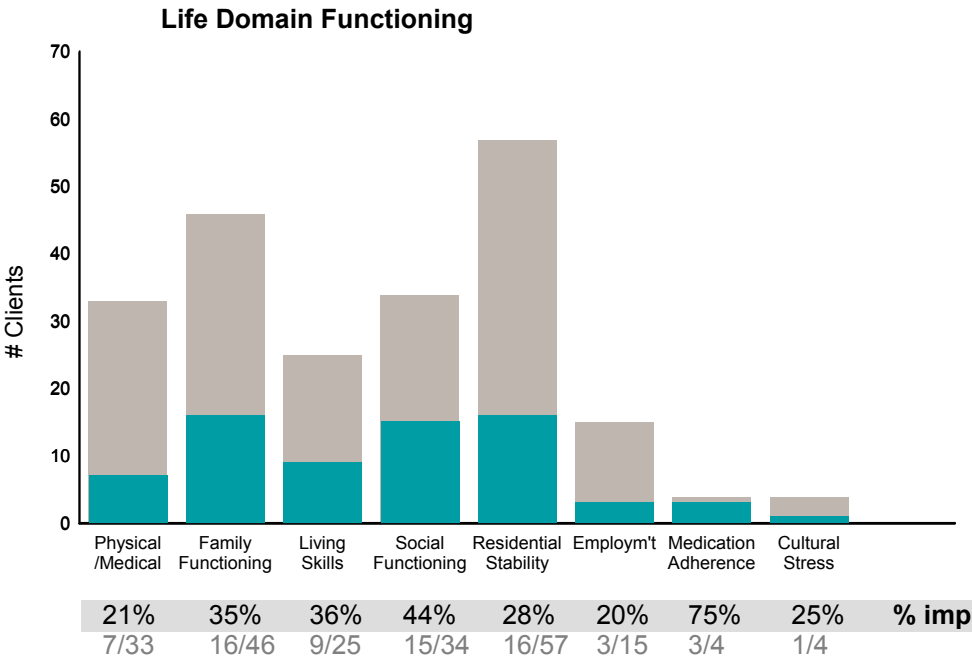
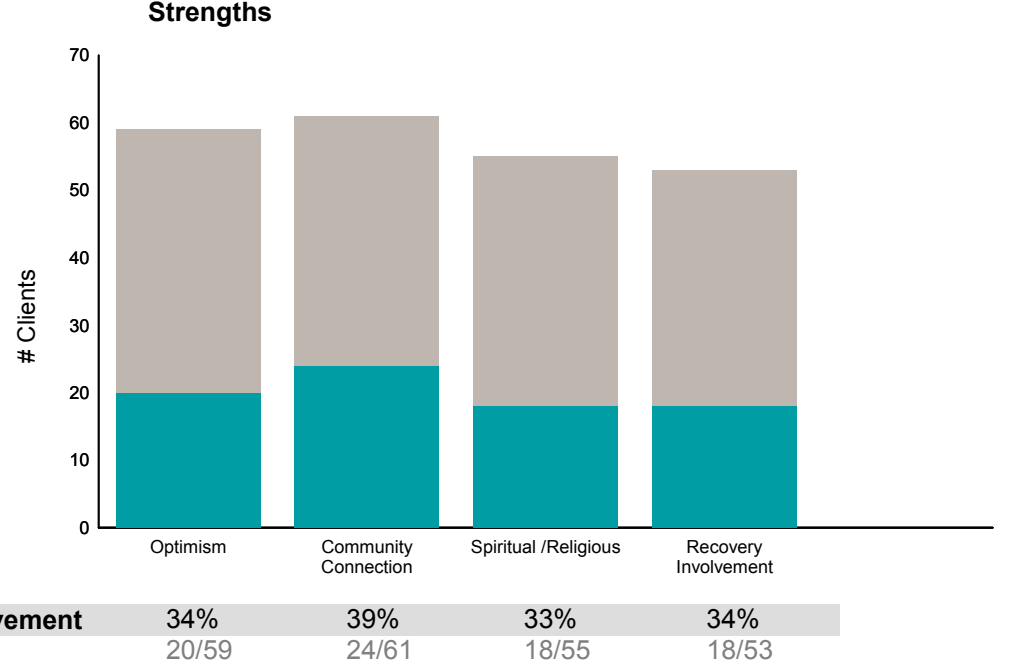
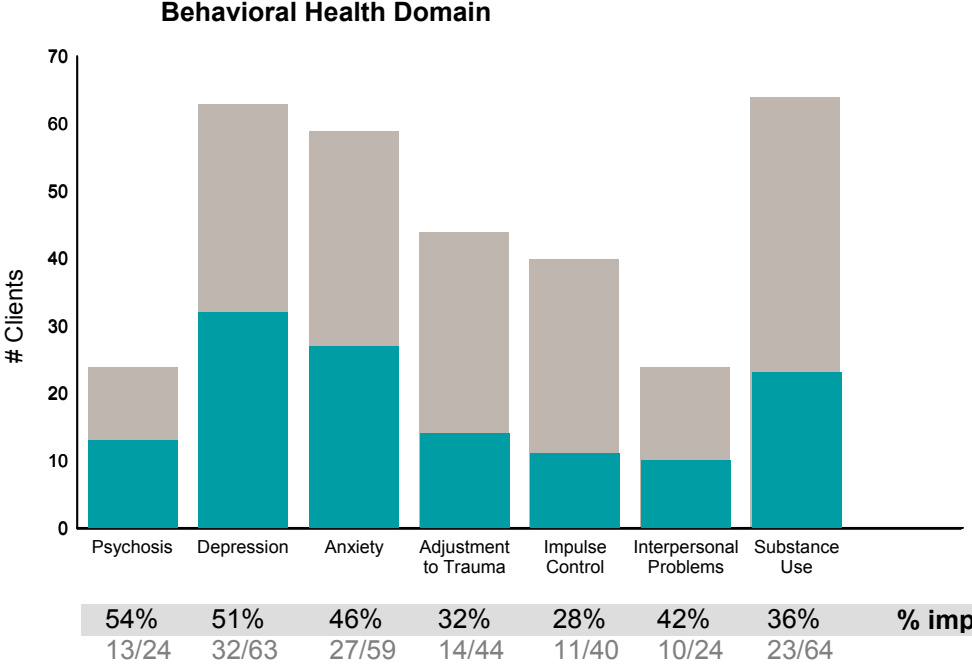
Item	% improvement
Physical /Medical	29% (4/14)
Family Functioning	55% (17/31)
Living Skills	55% (16/29)
Social Functioning	50% (20/40)
Residential Stability	35% (19/55)
Employ'm't	50% (9/18)
Medication Adherence	92% (11/12)
Cultural Stress	50% (2/4)
Danger to Self	57% (8/14)
Danger to Others	100% (1/1)
Self-Injurious Behavior	33% (1/3)
Grave Disability	50% (1/2)
Criminal Behavior	45% (9/20)
Exploitation	40% (2/5)

This report reflects data from 7/1/2019 - 6/30/2020

FY19-20 Q4 Objective A.2 ANSA Outcomes Item-Level Report
Baker Jo Ruffin Place Residence (89911)

Didn't Improve
 Improved
 This report looks at current ANSAs to see how many clients improved on items rated 2 or 3 from the prior ANSA.

Num of episodes w/ min. 2 ANSAs: **66** Average days between ANSAs: **77.1** % clients improved on min. 30% of actionable items: **50% (= 33/66)**



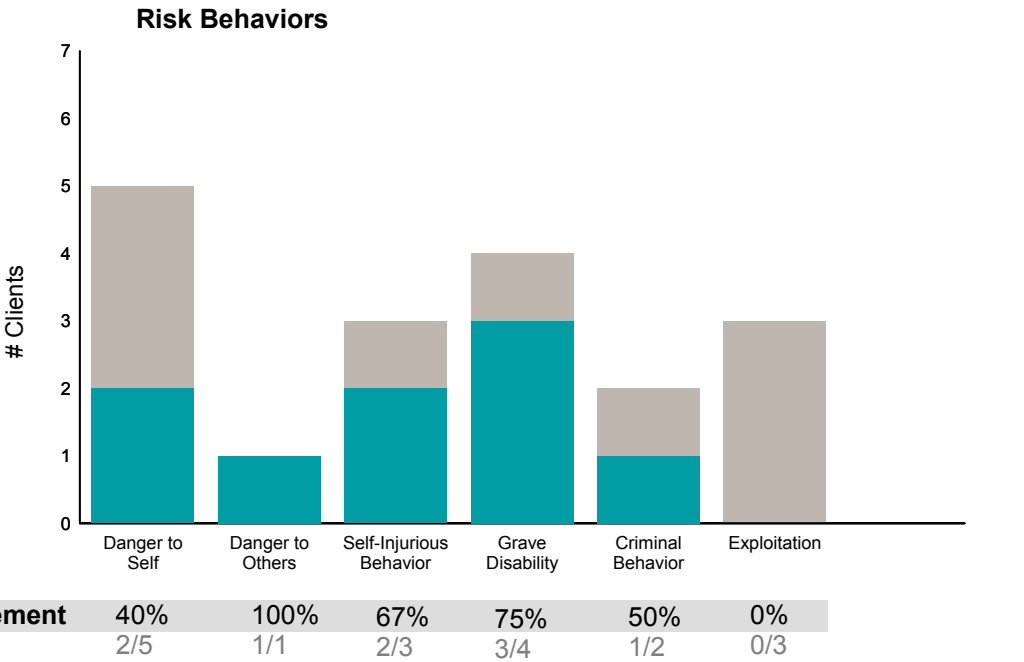
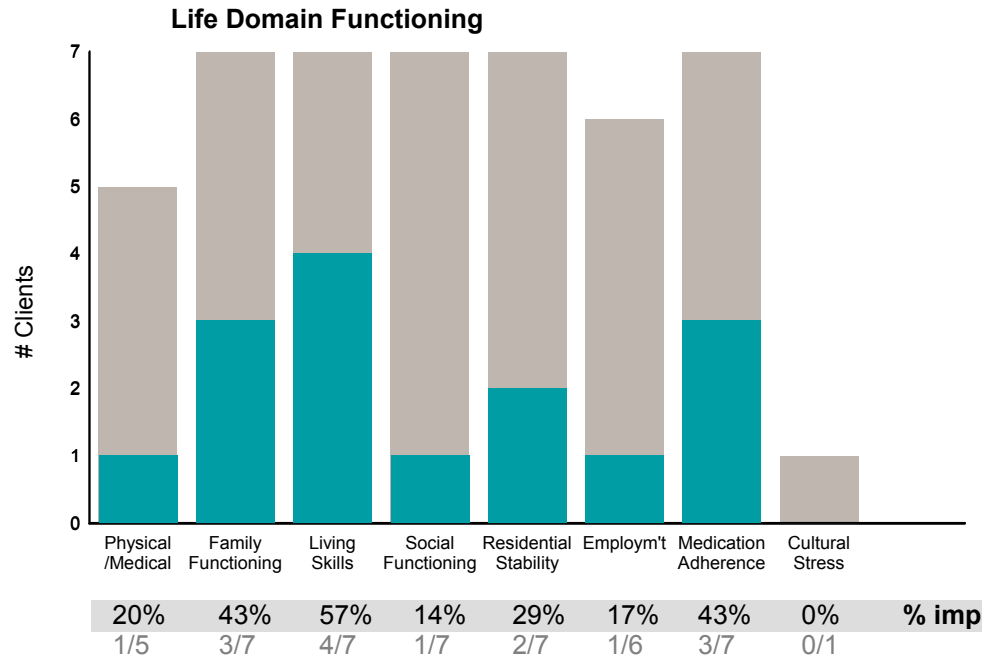
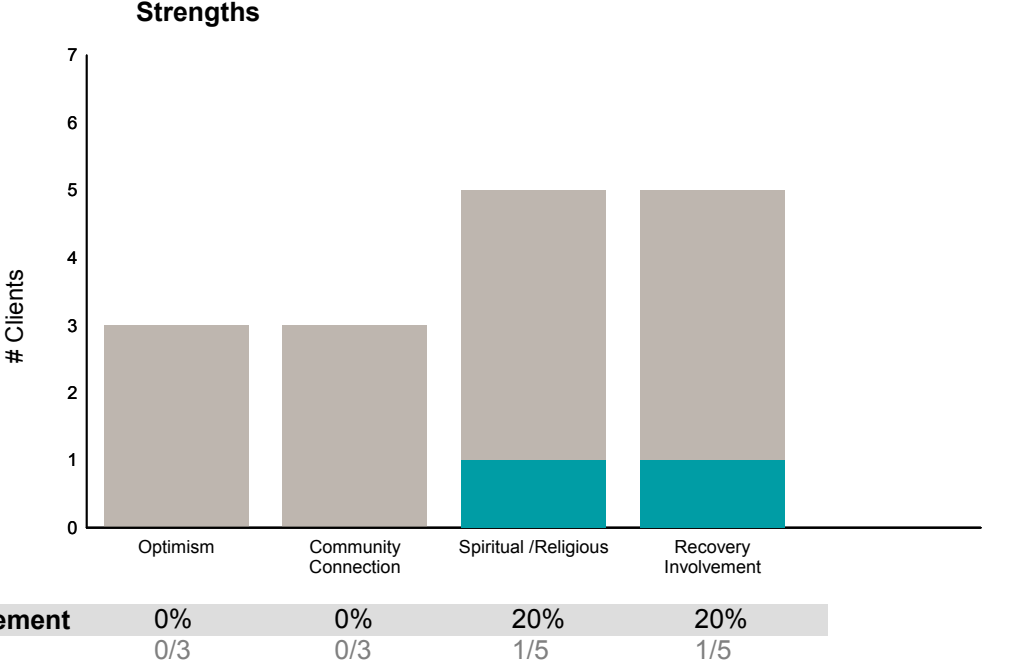
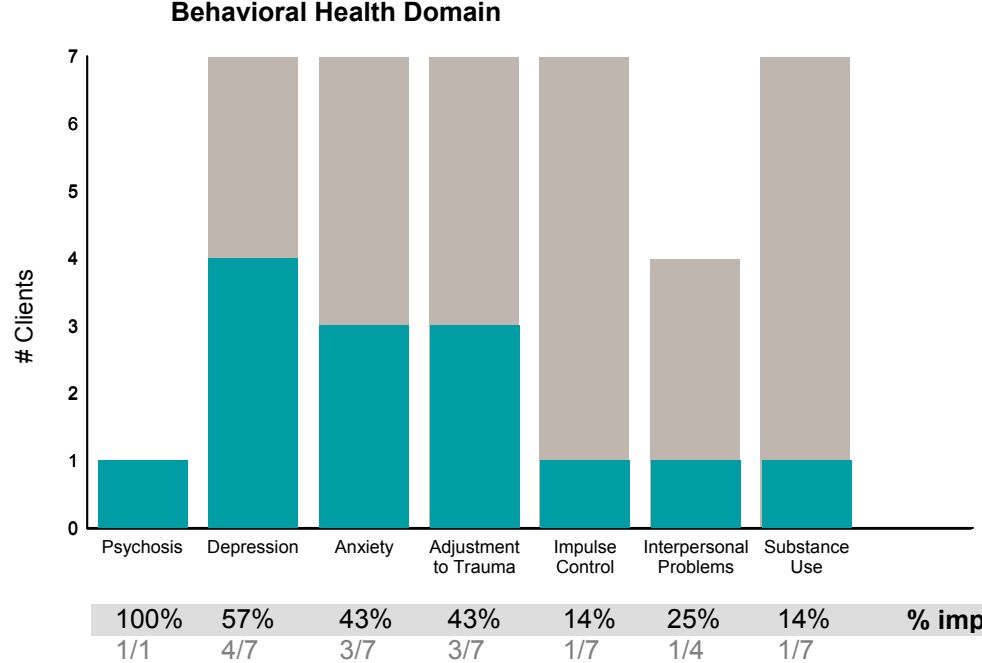
This report reflects data from 7/1/2019 - 6/30/2020



FY19-20 Q4 Objective A.2 ANSA Outcomes Item-Level Report
Baker Robertson Place Residence (38851)

Didn't Improve
 Improved
 This report looks at current ANSAs to see how many clients improved on items rated 2 or 3 from the prior ANSA.

Num of episodes w/ min. 2 ANSAs: **7** Average days between ANSAs: **56.9** % clients improved on min. 30% of actionable items: **71% (= 5/7)**



This report reflects data from 7/1/2019 - 6/30/2020

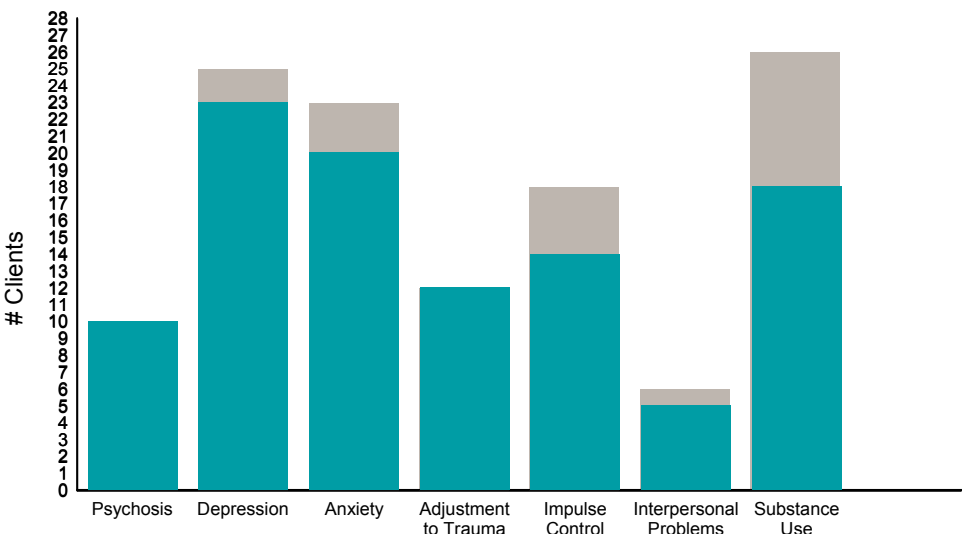


FY19-20 Q4 Objective A.2 ANSA Outcomes Item-Level Report
Baker San Jose Place Residence (38BS1)

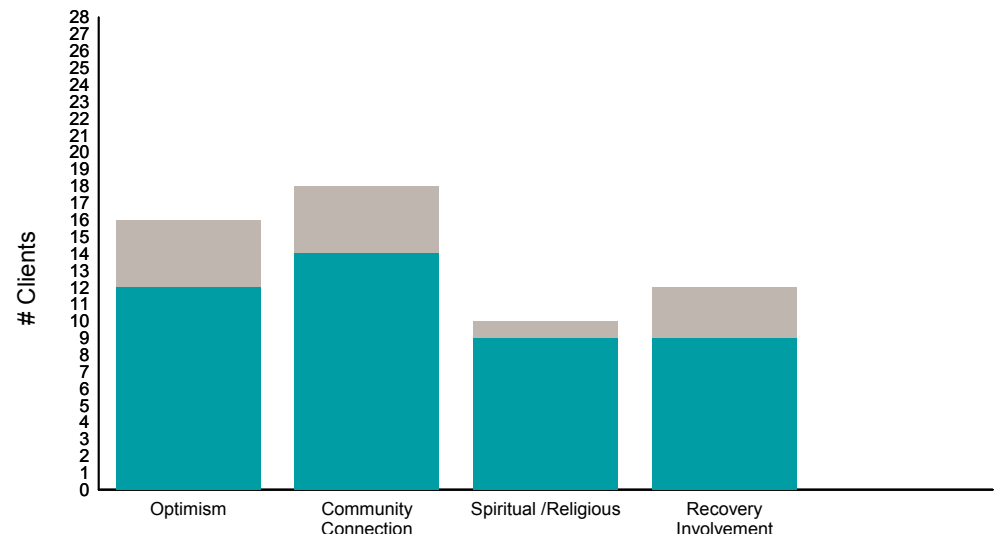
Didn't Improve
 Improved
 This report looks at current ANSAs to see how many clients improved on items rated 2 or 3 from the prior ANSA.

Num of episodes w/ min. 2 ANSAs: 26 Average days between ANSAs: 52.6 % clients improved on min. 30% of actionable items: **96% (= 25/26)**

Behavioral Health Domain

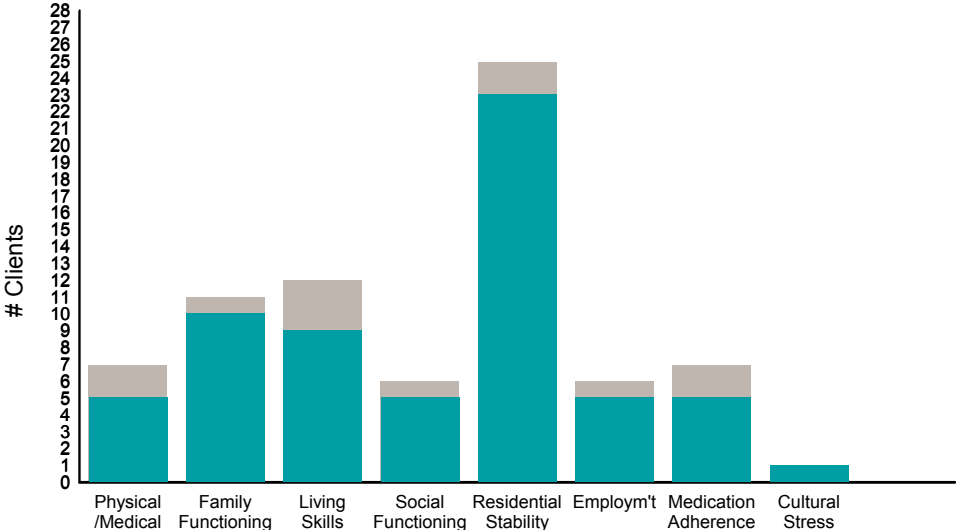


Strengths

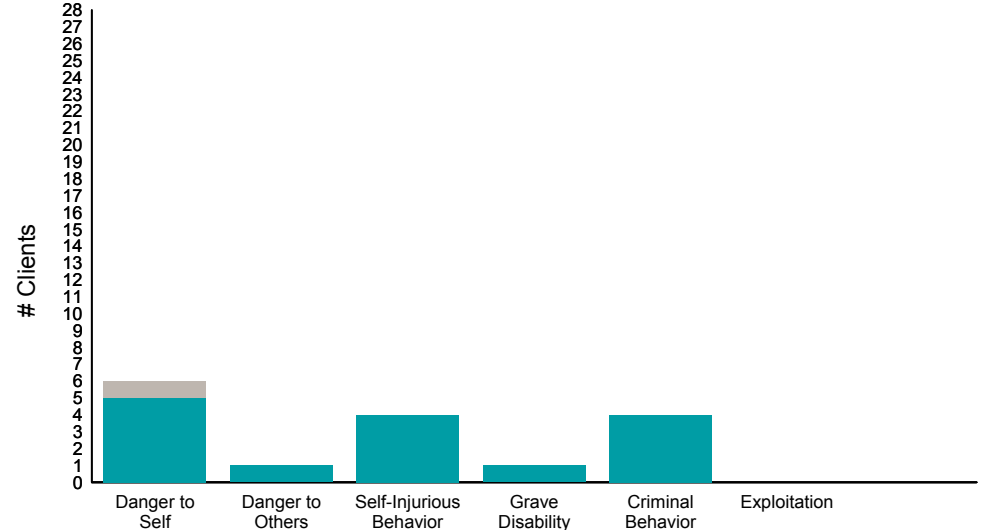


Item	% improvement
Psychosis	100% (10/10)
Depression	92% (23/25)
Anxiety	87% (20/23)
Adjustment to Trauma	100% (12/12)
Impulse Control	78% (14/18)
Interpersonal Problems	83% (5/6)
Substance Use	69% (18/26)
Optimism	75% (12/16)
Community Connection	78% (14/18)
Spiritual /Religious	90% (9/10)
Recovery Involvement	75% (9/12)

Life Domain Functioning



Risk Behaviors



Item	% improvement
Physical /Medical	71% (5/7)
Family Functioning	91% (10/11)
Living Skills	75% (9/12)
Social Functioning	83% (5/6)
Residential Stability	92% (23/25)
Employm't	83% (5/6)
Medication Adherence	71% (5/7)
Cultural Stress	100% (1/1)
Danger to Self	83% (5/6)
Danger to Others	100% (1/1)
Self-Injurious Behavior	100% (4/4)
Grave Disability	100% (1/1)
Criminal Behavior	100% (4/4)
Exploitation	0% (0/0)

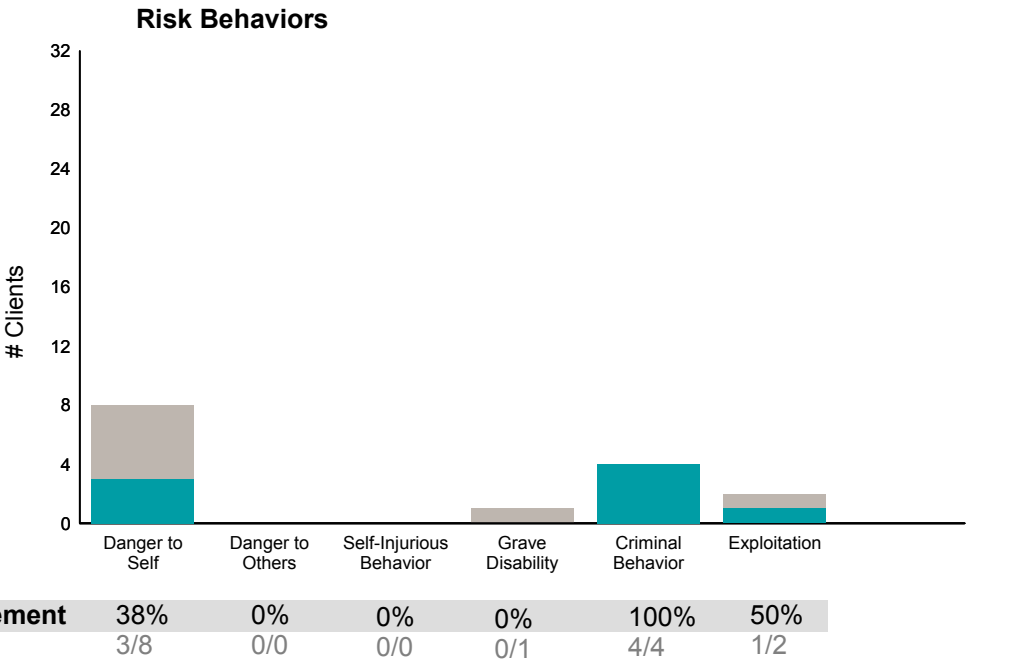
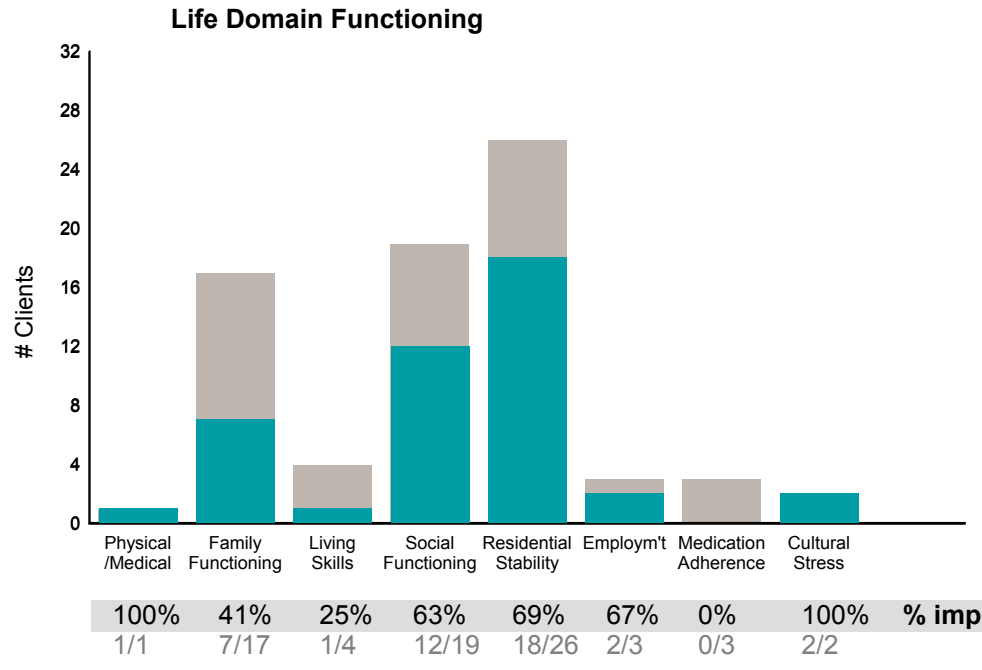
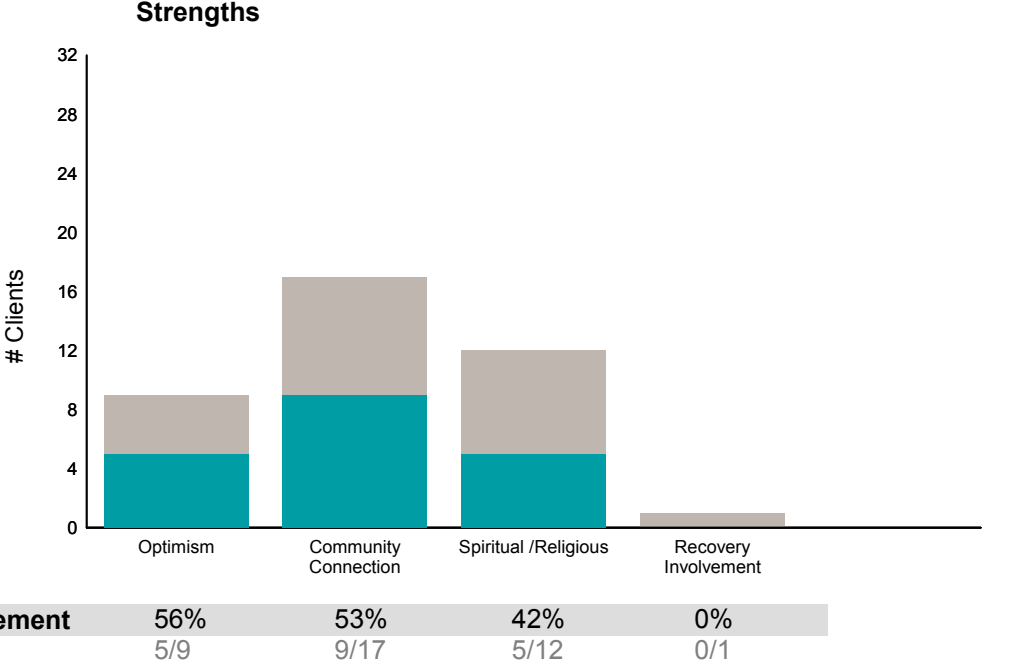
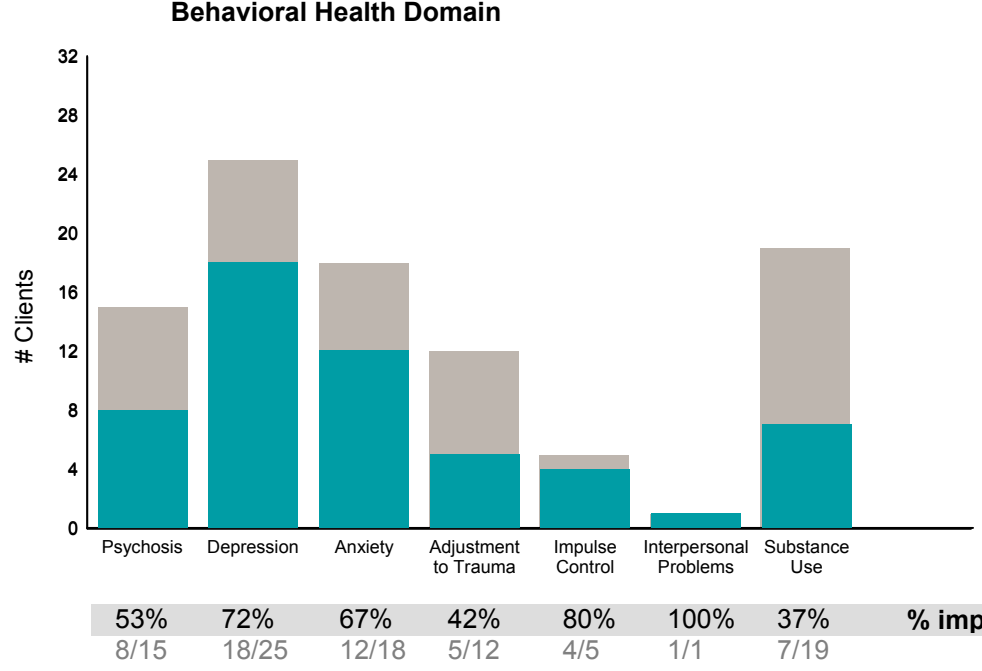
This report reflects data from 7/1/2019 - 6/30/2020



FY19-20 Q4 Objective A.2 ANSA Outcomes Item-Level Report
Baker Street House Residential (38391)

Didn't Improve
 Improved
 This report looks at current ANSAs to see how many clients improved on items rated 2 or 3 from the prior ANSA.

Num of episodes w/ min. 2 ANSAs: 29 Average days between ANSAs: 89.3 % clients improved on min. 30% of actionable items: **79% (= 23/29)**



This report reflects data from 7/1/2019 - 6/30/2020

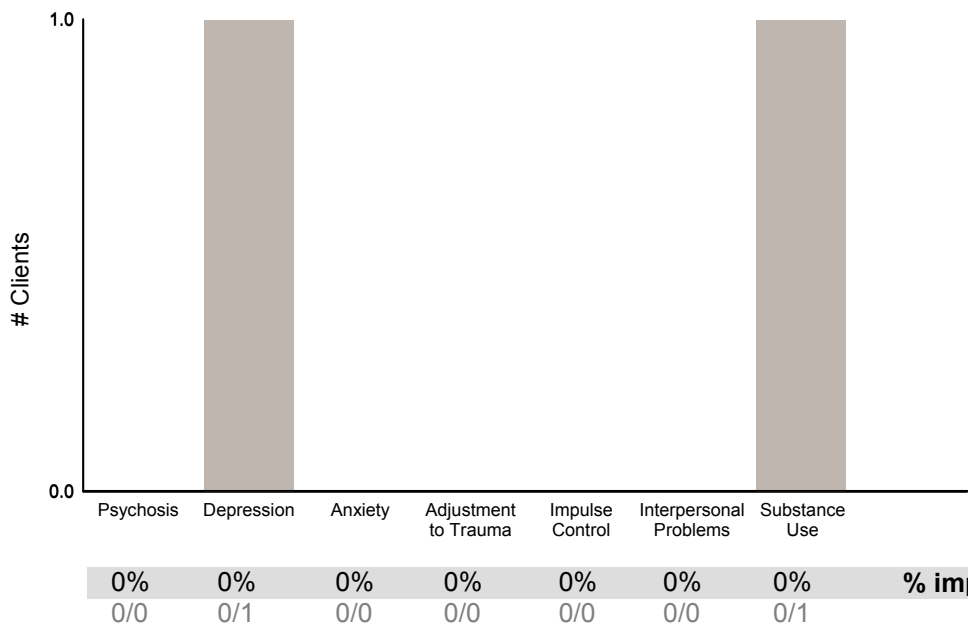


FY19-20 Q4 Objective A.2 ANSA Outcomes Item-Level Report
BEAM-UP SF (8990BU)

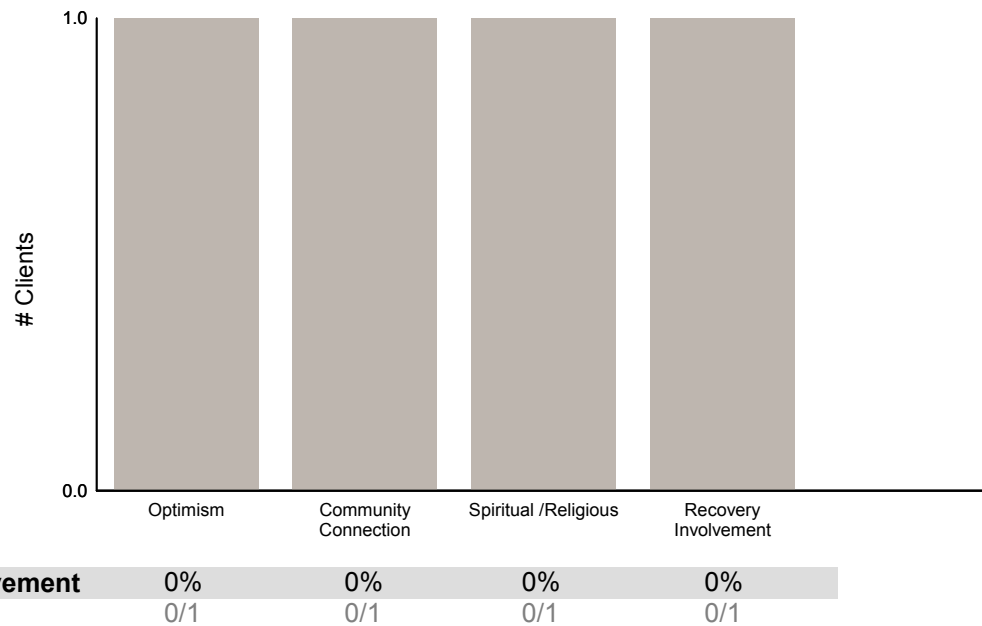
Didn't Improve
 Improved
 This report looks at current ANSAs to see how many clients improved on items rated 2 or 3 from the prior ANSA.

Num of episodes w/ min. 2 ANSAs: **1** Average days between ANSAs: **10.0** % clients improved on min. 30% of actionable items: **0%**

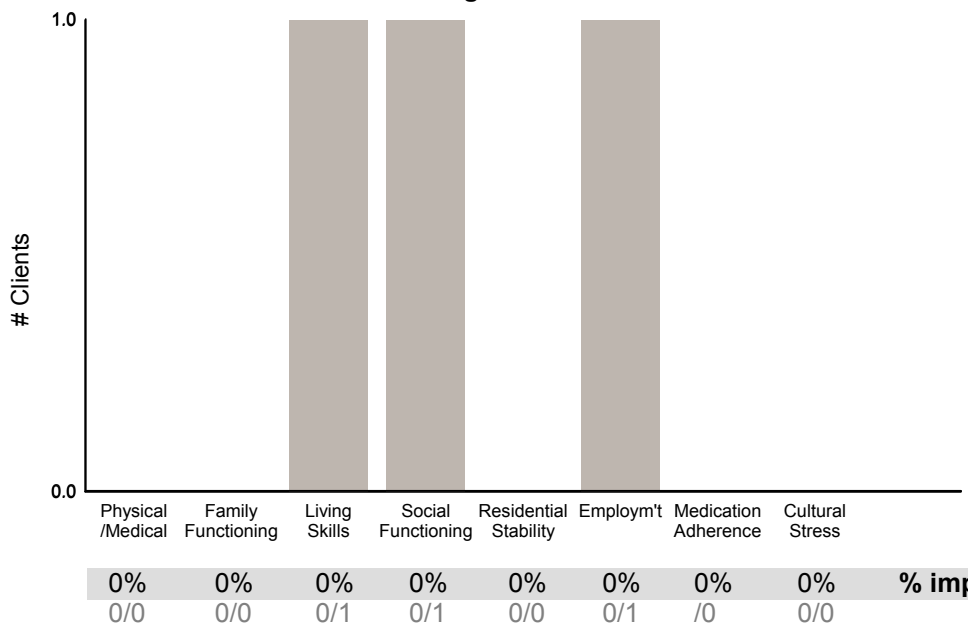
Behavioral Health Domain



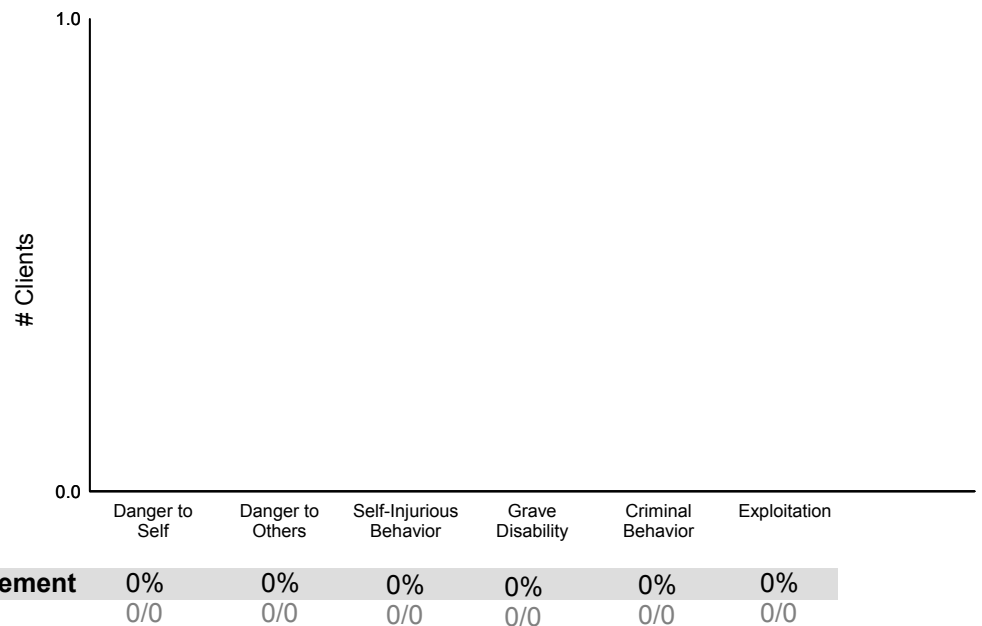
Strengths



Life Domain Functioning



Risk Behaviors



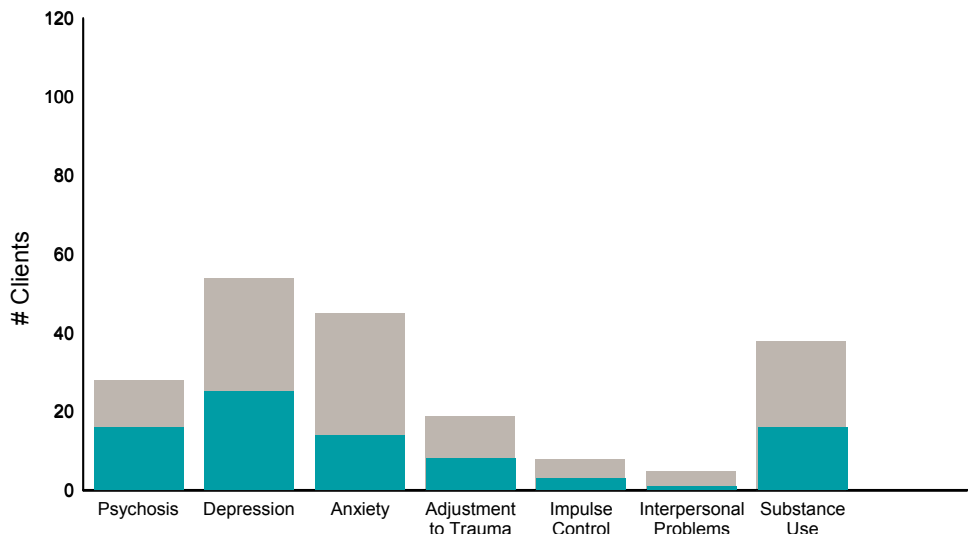
This report reflects data from 7/1/2019 - 6/30/2020

FY19-20 Q4 Objective A.2 ANSA Outcomes Item-Level Report
BVHP Third Street Adult (38513)

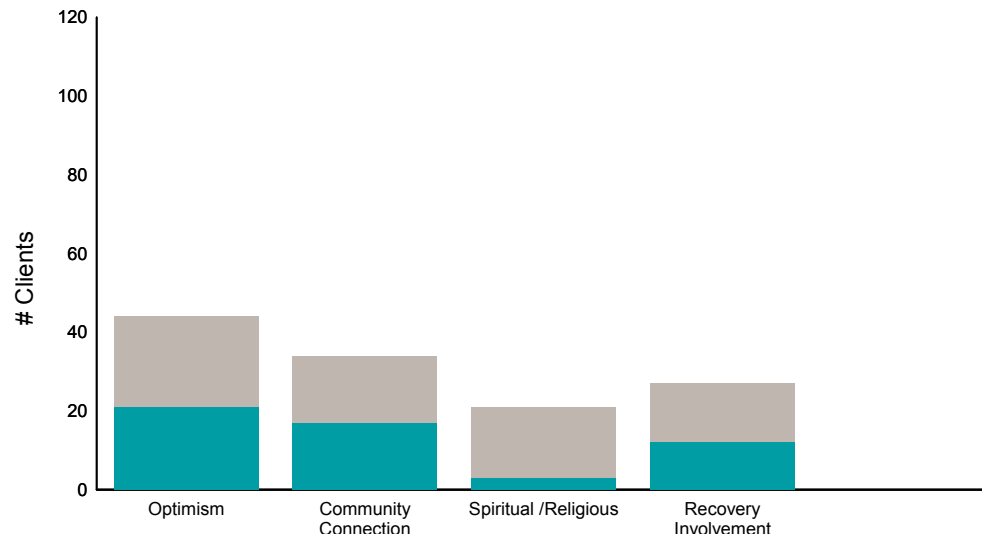
Didn't Improve
 Improved
 This report looks at current ANSAs to see how many clients improved on items rated 2 or 3 from the prior ANSA.

Num of episodes w/ min. 2 ANSAs: 112 Average days between ANSAs: 384.6 % clients improved on min. 30% of actionable items: **74% (= 57/77)**

Behavioral Health Domain

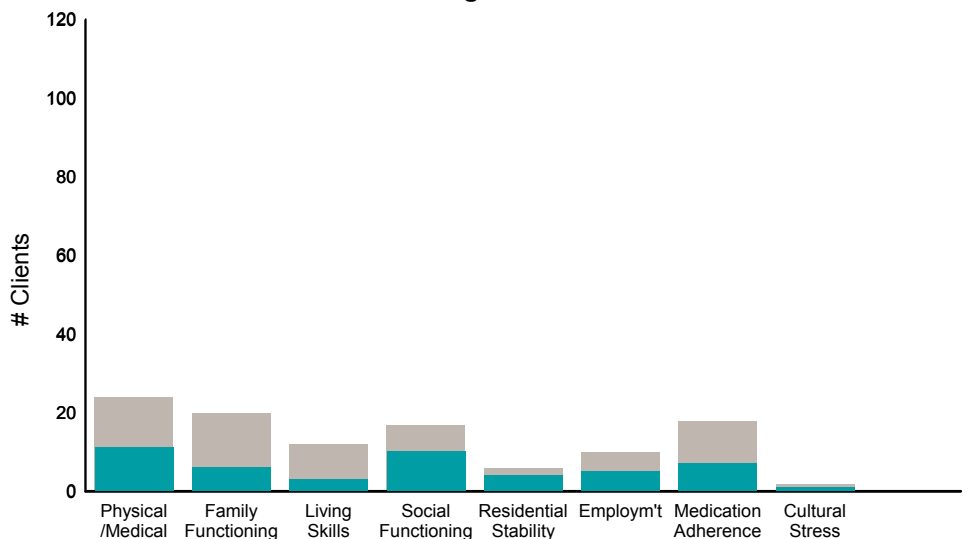


Strengths

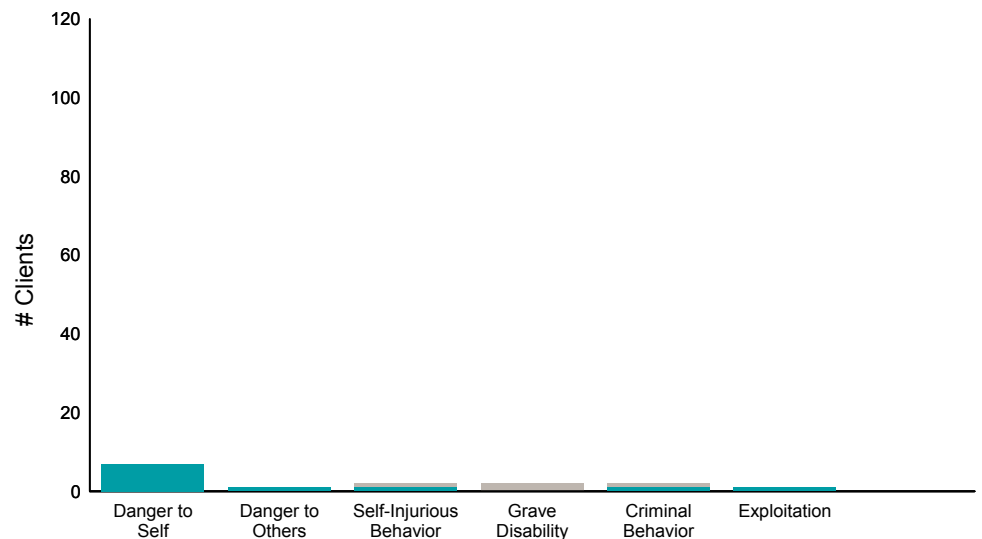


Behavioral Health Domain	% improvement	Strengths	% improvement
57% 16/28	46% 25/54	31% 14/45	42% 8/19
38% 3/8	20% 1/5	42% 16/38	
			48% 21/44
			50% 17/34
			14% 3/21
			44% 12/27

Life Domain Functioning



Risk Behaviors



Life Domain Functioning	% improvement	Risk Behaviors	% improvement
46% 11/24	30% 6/20	25% 3/12	59% 10/17
67% 4/6	50% 5/10	39% 7/18	50% 1/2
			100% 7/7
			100% 1/1
			50% 1/2
			0% 0/2
			50% 1/2
			100% 1/1

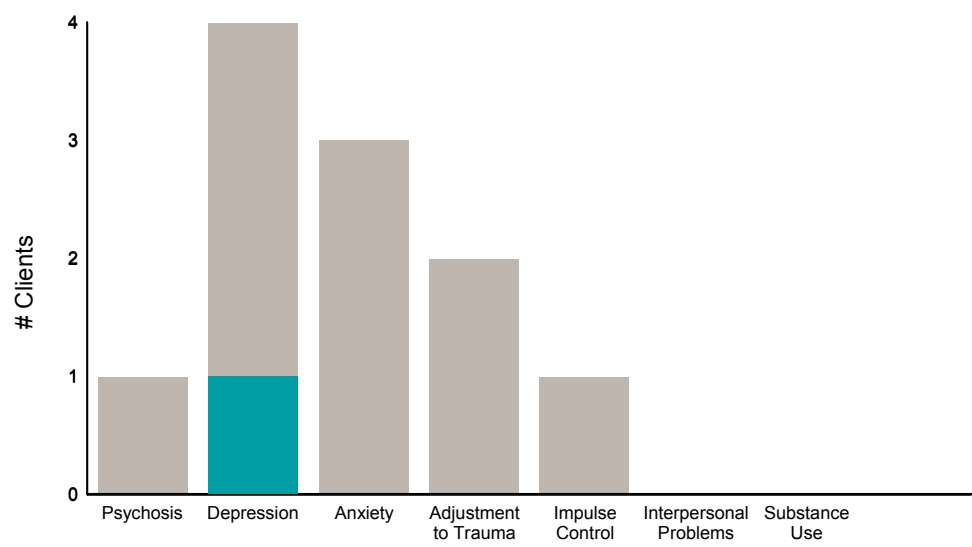
This report reflects data from 7/1/2019 - 6/30/2020

FY19-20 Q4 Objective A.2 ANSA Outcomes Item-Level Report
Carroll House Resid Geriatric (38541)

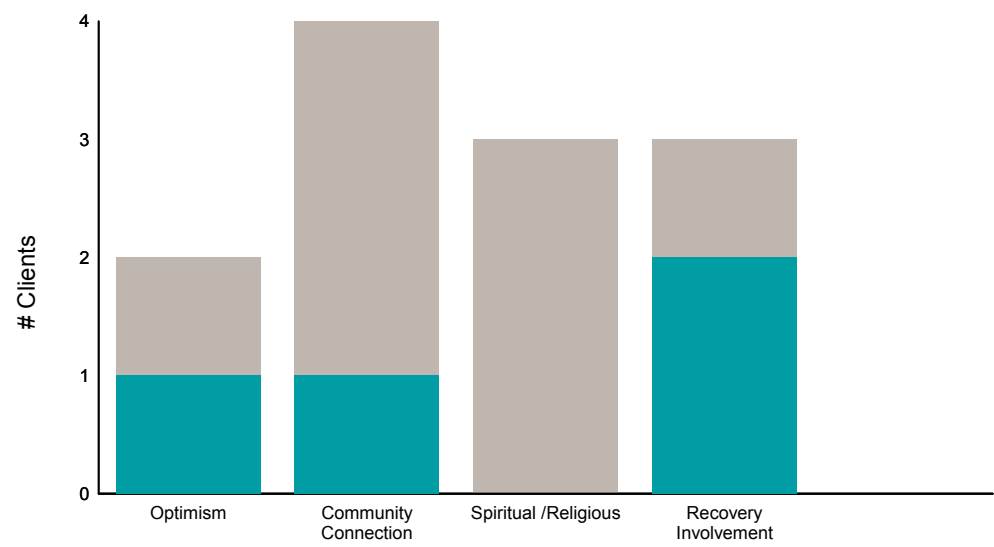
Didn't Improve
 Improved
 This report looks at current ANSAs to see how many clients improved on items rated 2 or 3 from the prior ANSA.

Num of episodes w/ min. 2 ANSAs: **4** Average days between ANSAs: **80.8** % clients improved on min. 30% of actionable items: **50% (= 2/4)**

Behavioral Health Domain

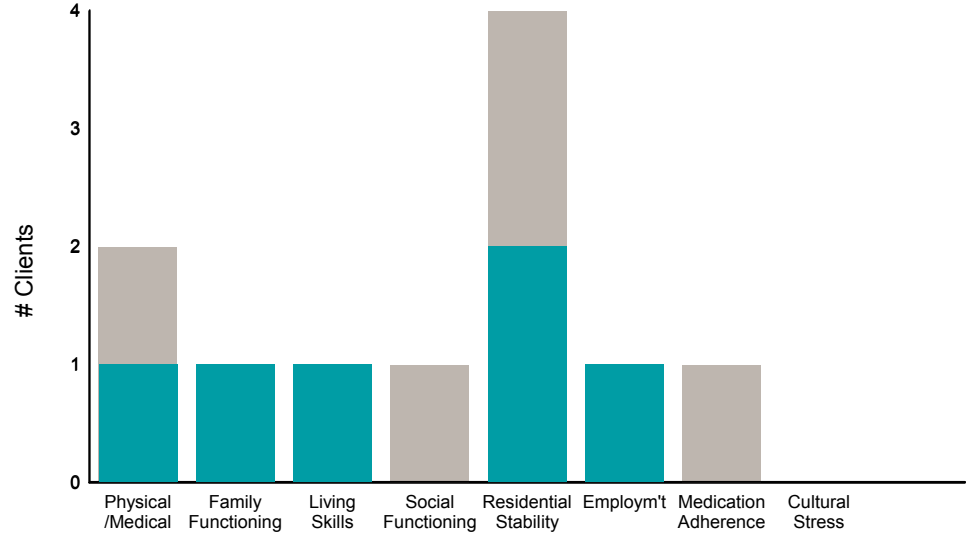


Strengths

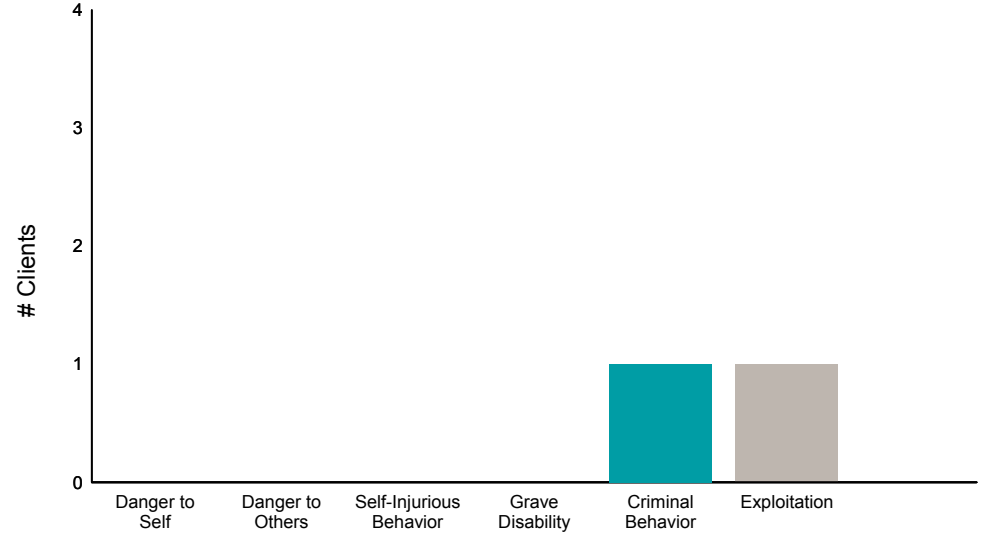


Item	Improved	Didn't Improve	% improvement
Psychosis	0/1	1/0	0%
Depression	1/4	3/0	25%
Anxiety	0/3	3/0	0%
Adjustment to Trauma	0/2	2/0	0%
Impulse Control	0/1	1/0	0%
Interpersonal Problems	0/0	0/0	0%
Substance Use	0/0	0/0	0%
Optimism	1/2	1/0	50%
Community Connection	1/4	3/0	25%
Spiritual /Religious	0/3	3/0	0%
Recovery Involvement	2/3	1/0	67%

Life Domain Functioning



Risk Behaviors



Item	Improved	Didn't Improve	% improvement
Physical /Medical	1/2	1/0	50%
Family Functioning	1/1	0/0	100%
Living Skills	1/1	0/0	100%
Social Functioning	0/1	1/0	0%
Residential Stability	2/4	2/0	50%
Employ'm't	1/1	0/0	100%
Medication Adherence	0/1	1/0	0%
Cultural Stress	0/0	0/0	0%
Danger to Self	0/0	0/0	0%
Danger to Others	0/0	0/0	0%
Self-Injurious Behavior	0/0	0/0	0%
Grave Disability	0/0	0/0	0%
Criminal Behavior	1/1	0/0	100%
Exploitation	0/1	1/0	0%

This report reflects data from 7/1/2019 - 6/30/2020

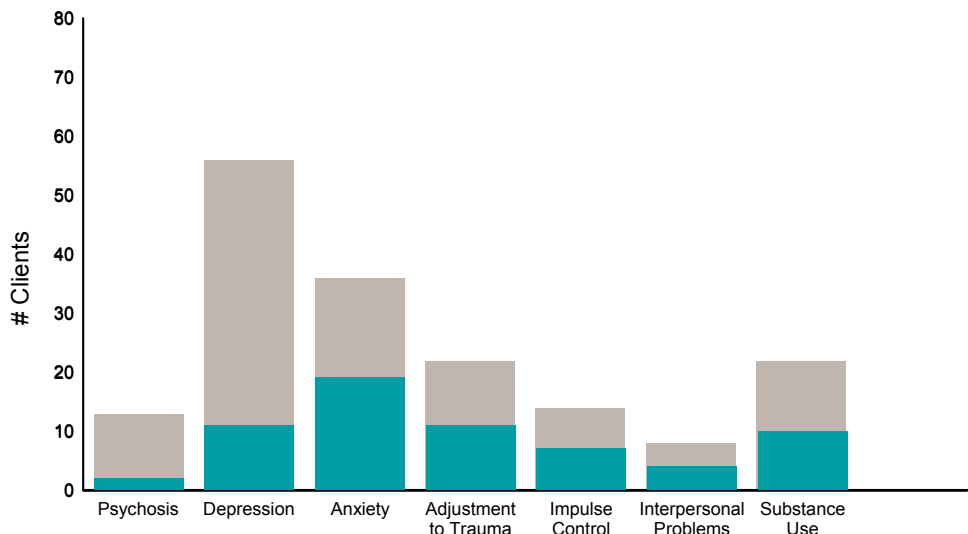


FY19-20 Q4 Objective A.2 ANSA Outcomes Item-Level Report
Central City Behavioral Health(89073)

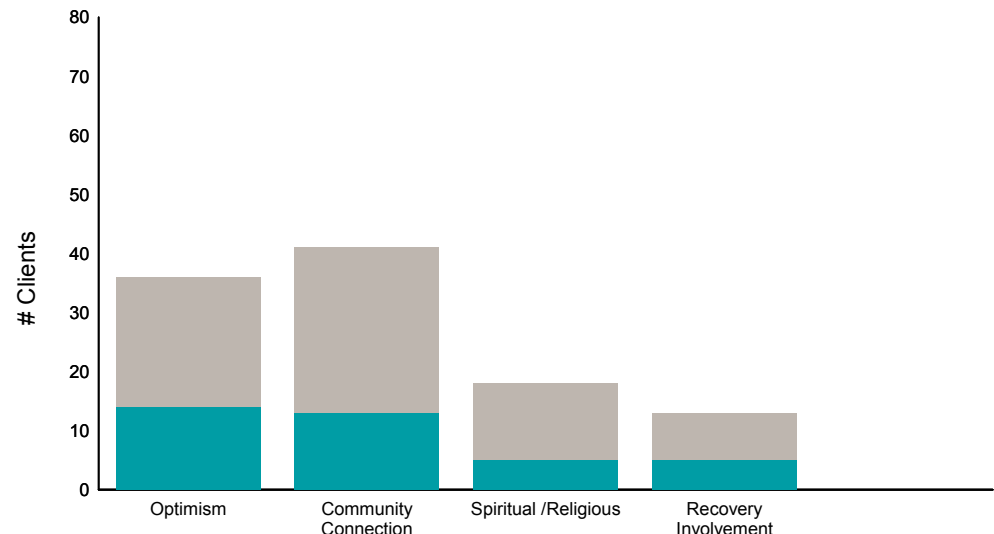
Didn't Improve
 Improved
 This report looks at current ANSAs to see how many clients improved on items rated 2 or 3 from the prior ANSA.

Num of episodes w/ min. 2 ANSAs: **80** Average days between ANSAs: **393.9** % clients improved on min. 30% of actionable items: **61% (= 47/77)**

Behavioral Health Domain

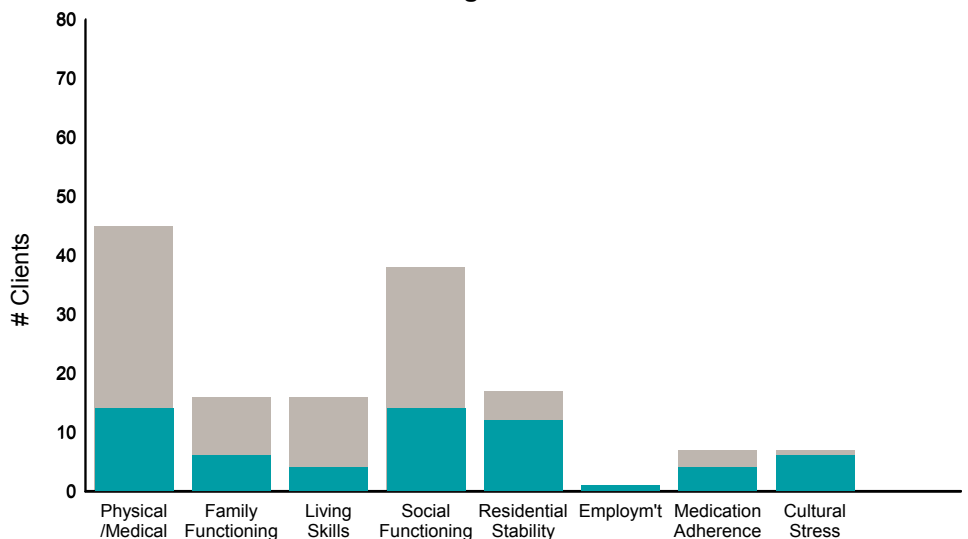


Strengths




Item	% improvement
Psychosis	15% (2/13)
Depression	20% (11/56)
Anxiety	53% (19/36)
Adjustment to Trauma	50% (11/22)
Impulse Control	50% (7/14)
Interpersonal Problems	50% (4/8)
Substance Use	45% (10/22)
Optimism	39% (14/36)
Community Connection	32% (13/41)
Spiritual /Religious	28% (5/18)
Recovery Involvement	38% (5/13)

Life Domain Functioning



Risk Behaviors



Item	% improvement
Physical /Medical	31% (14/45)
Family Functioning	38% (6/16)
Living Skills	25% (4/16)
Social Functioning	37% (14/38)
Residential Stability	71% (12/17)
Employ'm't	100% (1/1)
Medication Adherence	57% (4/7)
Cultural Stress	86% (6/7)
Danger to Self	86% (6/7)
Danger to Others	50% (1/2)
Self-Injurious Behavior	0% (0/0)
Grave Disability	0% (0/1)
Criminal Behavior	50% (1/2)
Exploitation	0% (0/0)

This report reflects data from 7/1/2019 - 6/30/2020

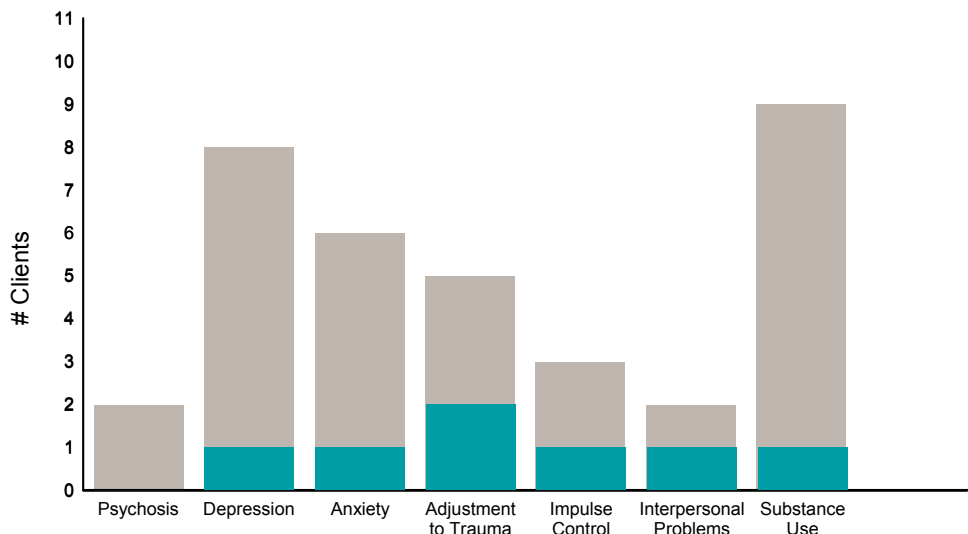


FY19-20 Q4 Objective A.2 ANSA Outcomes Item-Level Report
CHP-Essex House (38IDOP)

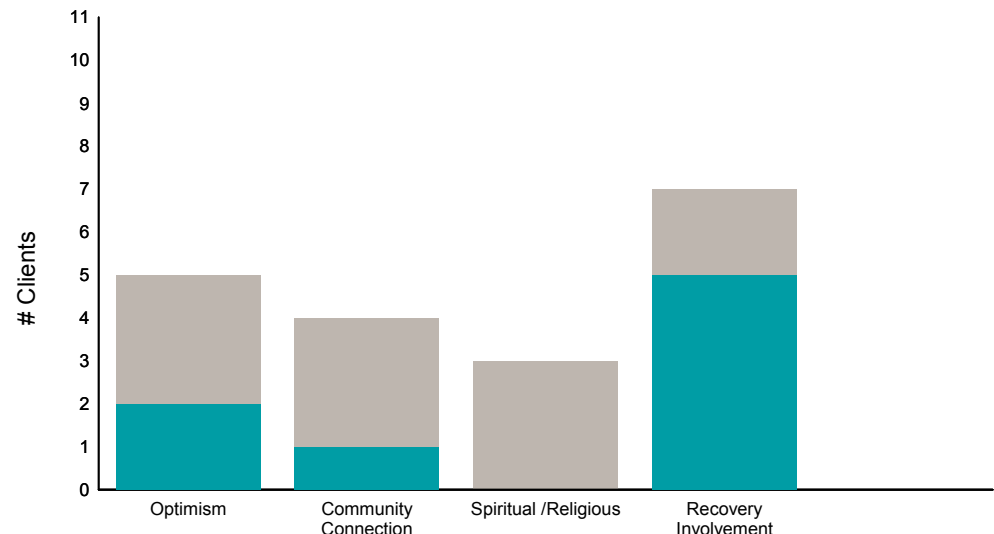
Didn't Improve
 Improved
 This report looks at current ANSAs to see how many clients improved on items rated 2 or 3 from the prior ANSA.

Num of episodes w/ min. 2 ANSAs: 11 Average days between ANSAs: 289.3 % clients improved on min. 30% of actionable items: **45% (= 5/11)**

Behavioral Health Domain

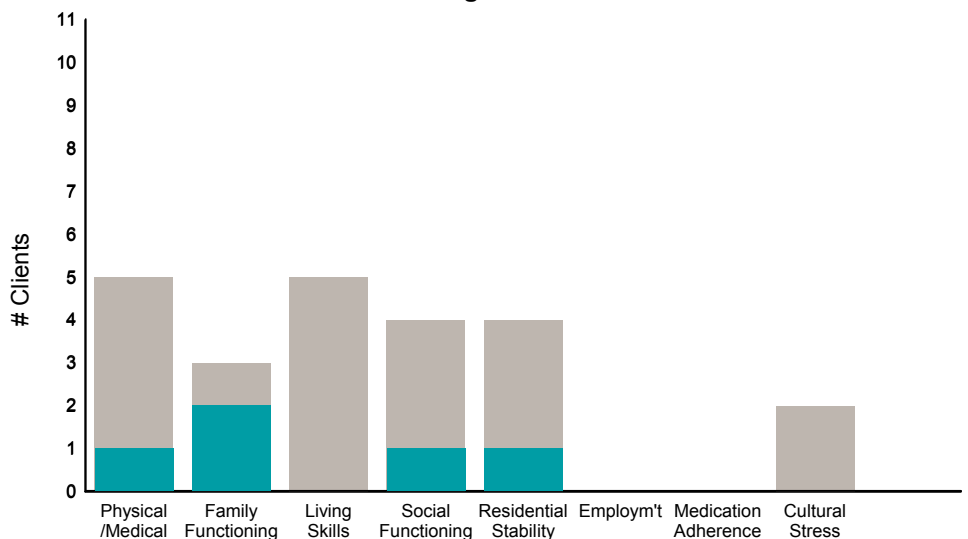


Strengths

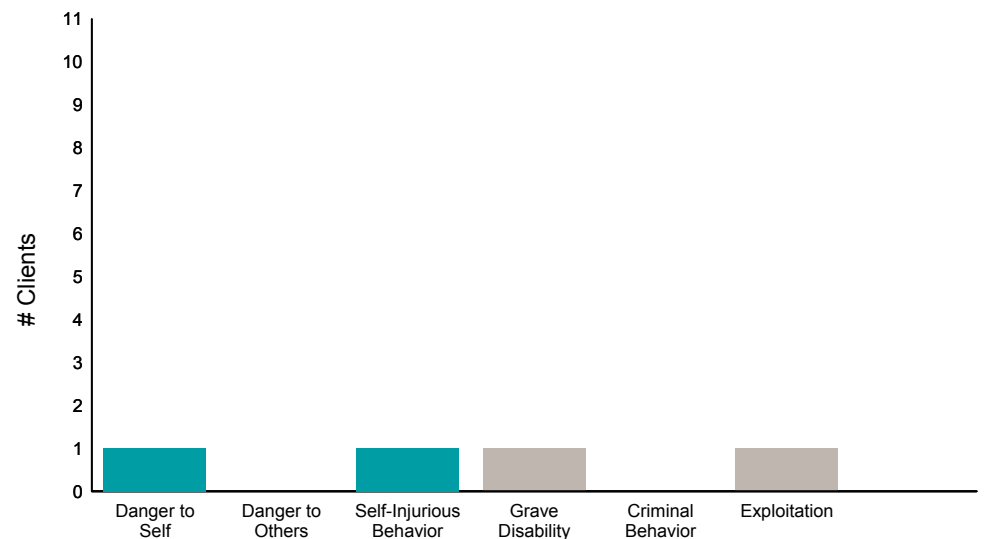


Item	% improvement
Psychosis	0% (0/2)
Depression	13% (1/8)
Anxiety	17% (1/6)
Adjustment to Trauma	40% (2/5)
Impulse Control	33% (1/3)
Interpersonal Problems	50% (1/2)
Substance Use	11% (1/9)
Optimism	40% (2/5)
Community Connection	25% (1/4)
Spiritual /Religious	0% (0/3)
Recovery Involvement	71% (5/7)

Life Domain Functioning



Risk Behaviors



Item	% improvement
Physical /Medical	20% (1/5)
Family Functioning	67% (2/3)
Living Skills	0% (0/5)
Social Functioning	25% (1/4)
Residential Stability	25% (1/4)
Employment	0% (0/0)
Medication Adherence	0% (0/0)
Cultural Stress	0% (0/2)
Danger to Self	100% (1/1)
Danger to Others	0% (0/0)
Self-Injurious Behavior	100% (1/1)
Grave Disability	0% (0/1)
Criminal Behavior	0% (0/0)
Exploitation	0% (0/1)

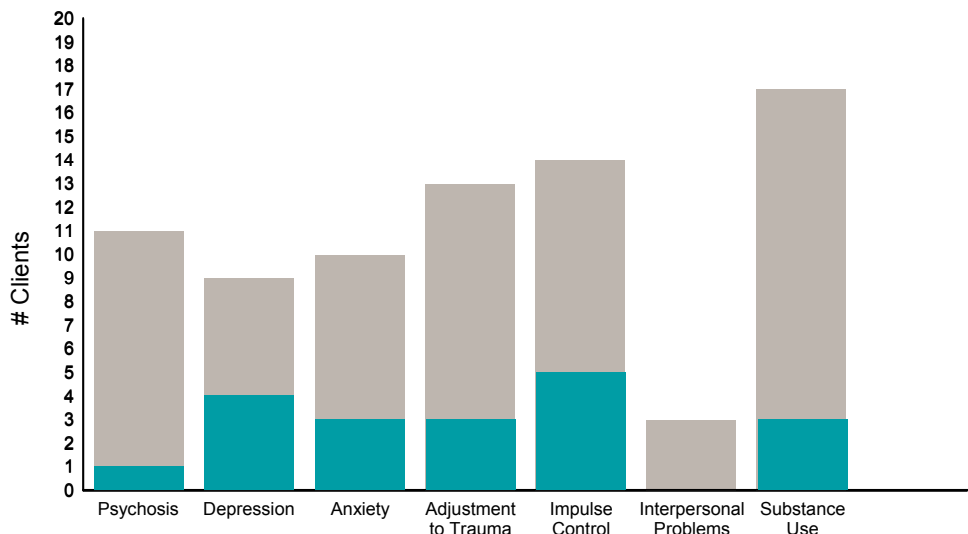
This report reflects data from 7/1/2019 - 6/30/2020

FY19-20 Q4 Objective A.2 ANSA Outcomes Item-Level Report
Citywide Case Management-NOVA (8911NO)

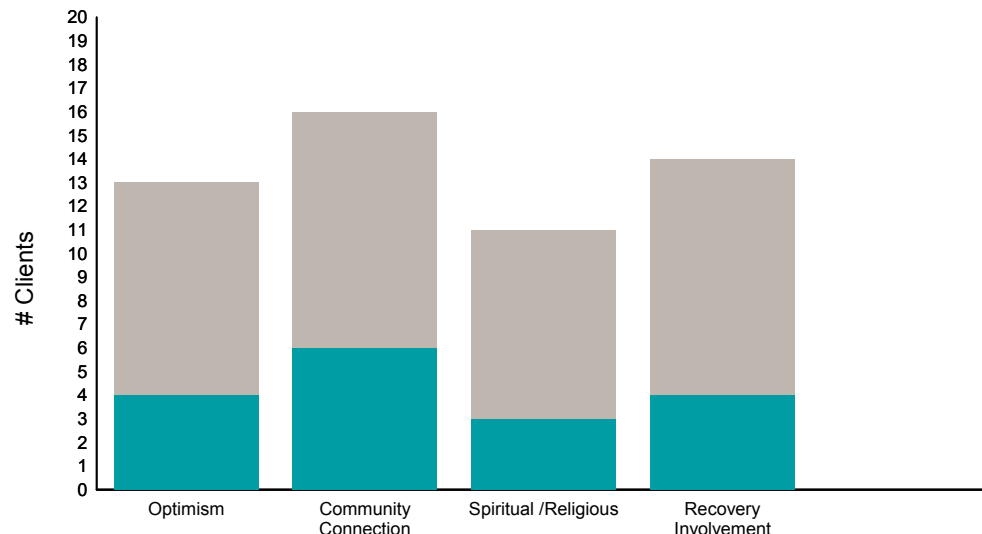
Didn't Improve
 Improved
 This report looks at current ANSAs to see how many clients improved on items rated 2 or 3 from the prior ANSA.

Num of episodes w/ min. 2 ANSAs: 20 Average days between ANSAs: 212.7 % clients improved on min. 30% of actionable items: **42% (= 8/19)**

Behavioral Health Domain

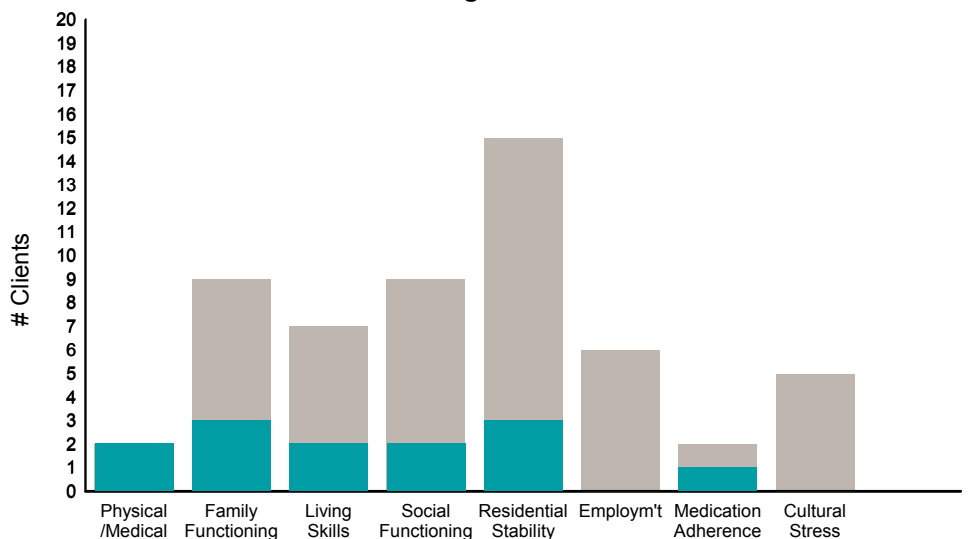


Strengths

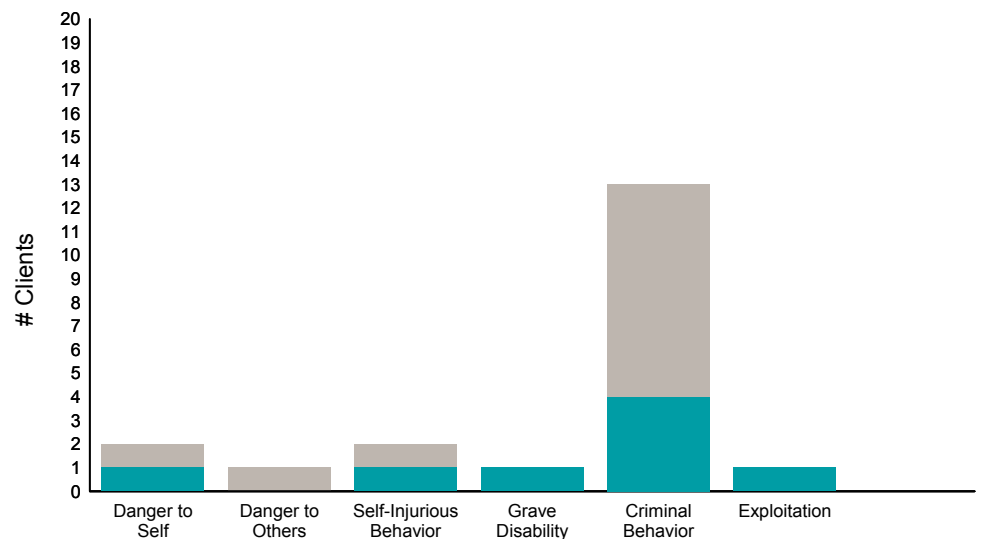


Item	% improvement
Psychosis	9% (1/11)
Depression	44% (4/9)
Anxiety	30% (3/10)
Adjustment to Trauma	23% (3/13)
Impulse Control	36% (5/14)
Interpersonal Problems	0% (0/3)
Substance Use	18% (3/17)
Optimism	31% (4/13)
Community Connection	38% (6/16)
Spiritual /Religious	27% (3/11)
Recovery Involvement	29% (4/14)

Life Domain Functioning



Risk Behaviors



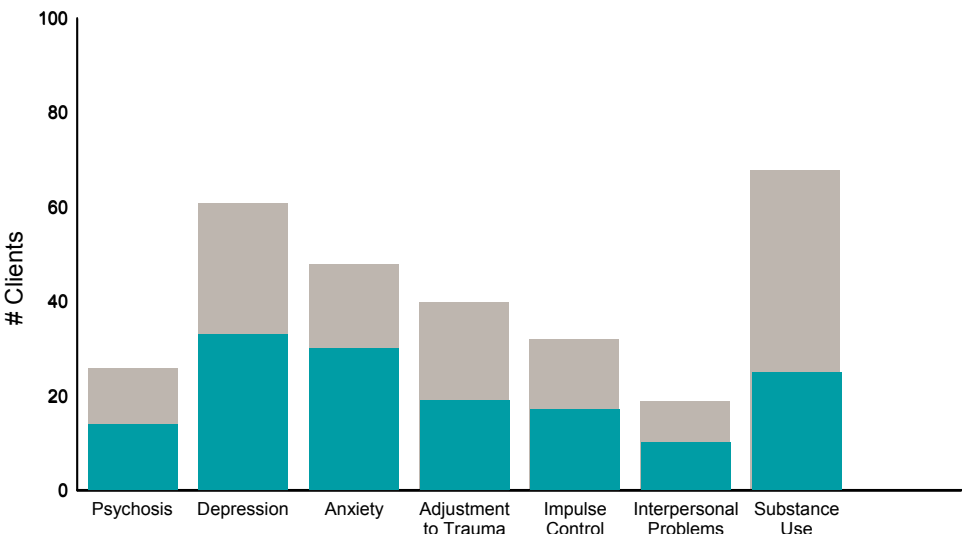
Item	% improvement
Physical /Medical	100% (2/2)
Family Functioning	33% (3/9)
Living Skills	29% (2/7)
Social Functioning	22% (2/9)
Residential Stability	20% (3/15)
Employ'm't	0% (0/6)
Medication Adherence	50% (1/2)
Cultural Stress	0% (0/5)
Danger to Self	50% (1/2)
Danger to Others	0% (0/1)
Self-Injurious Behavior	50% (1/2)
Grave Disability	100% (1/1)
Criminal Behavior	31% (4/13)
Exploitation	100% (1/1)

FY19-20 Q4 Objective A.2 ANSA Outcomes Item-Level Report
Citywide Case Mgm-UC Roving Te (8911RT)

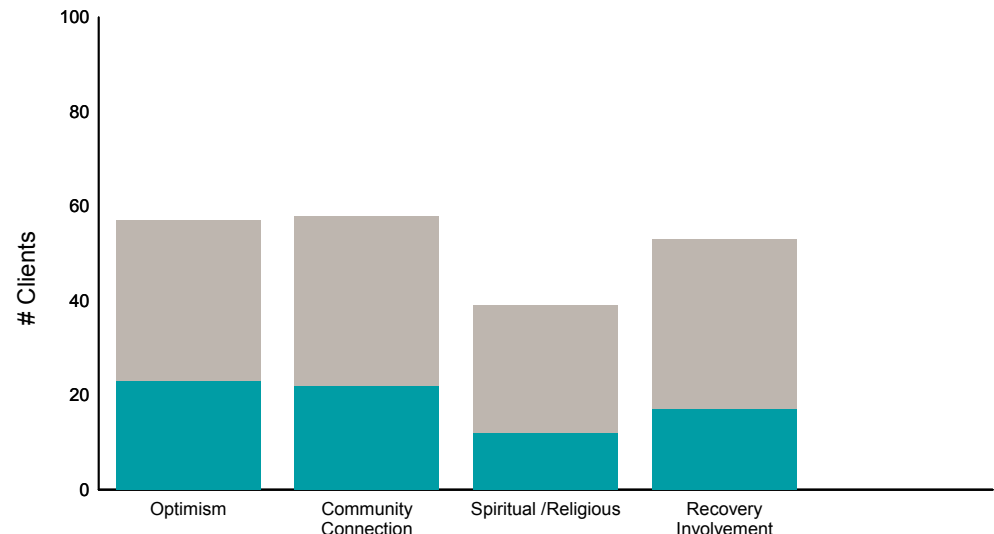
Didn't Improve
 Improved
 This report looks at current ANSAs to see how many clients improved on items rated 2 or 3 from the prior ANSA.

Num of episodes w/ min. 2 ANSAs: 92 Average days between ANSAs: 231.0 % clients improved on min. 30% of actionable items: **69% (= 61/88)**

Behavioral Health Domain

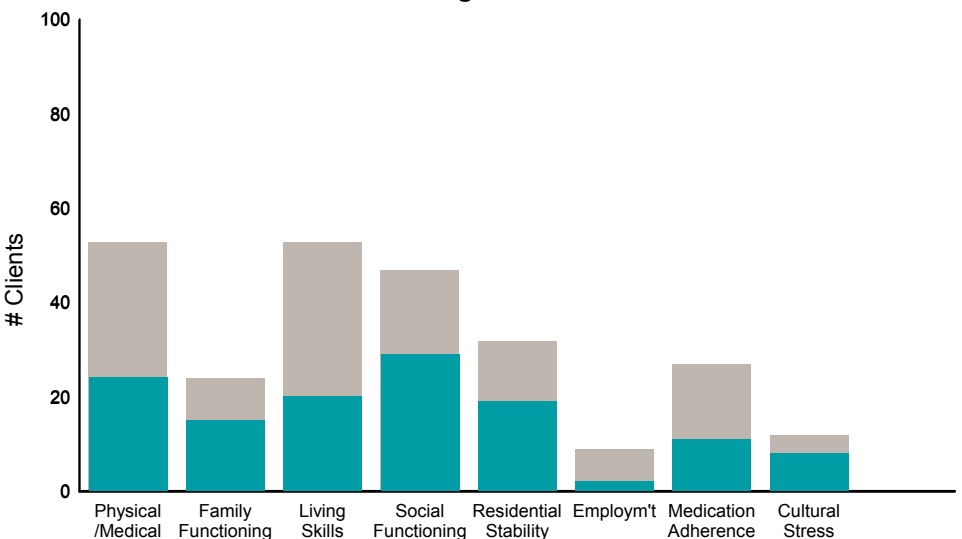


Strengths

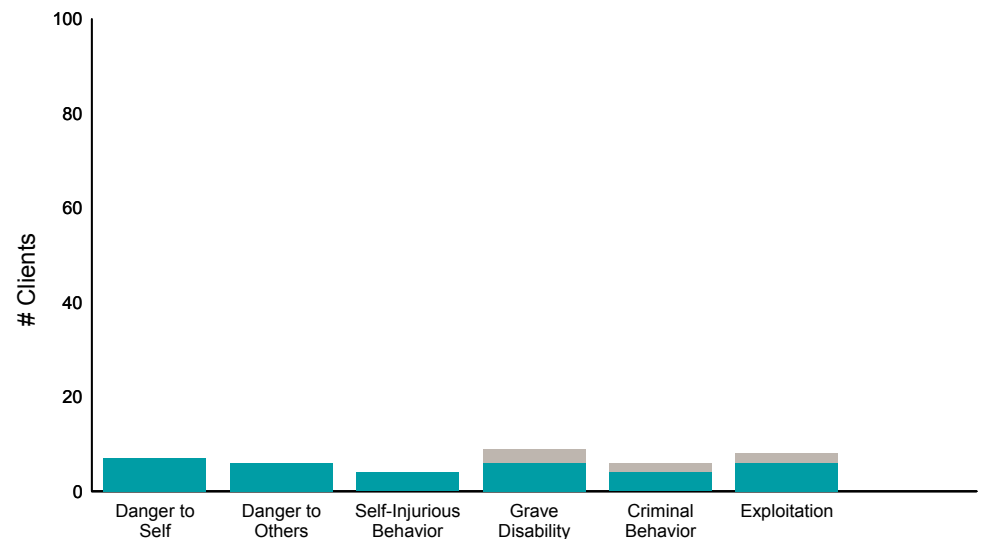


Item	% improvement	Item	% improvement
Psychosis	54% (14/26)	Optimism	40% (23/57)
Depression	54% (33/61)	Community Connection	38% (22/58)
Anxiety	63% (30/48)	Spiritual /Religious	31% (12/39)
Adjustment to Trauma	48% (19/40)	Recovery Involvement	32% (17/53)
Impulse Control	53% (17/32)		
Interpersonal Problems	53% (10/19)		
Substance Use	37% (25/68)		

Life Domain Functioning



Risk Behaviors



Item	% improvement	Item	% improvement
Physical /Medical	45% (24/53)	Danger to Self	100% (7/7)
Family Functioning	63% (15/24)	Danger to Others	100% (6/6)
Living Skills	38% (20/53)	Self-Injurious Behavior	100% (4/4)
Social Functioning	62% (29/47)	Grave Disability	67% (6/9)
Residential Stability	59% (19/32)	Criminal Behavior	67% (4/6)
Employ'm't	22% (2/9)	Exploitation	75% (6/8)
Medication Adherence	41% (11/27)		
Cultural Stress	67% (8/12)		

This report reflects data from 7/1/2019 - 6/30/2020

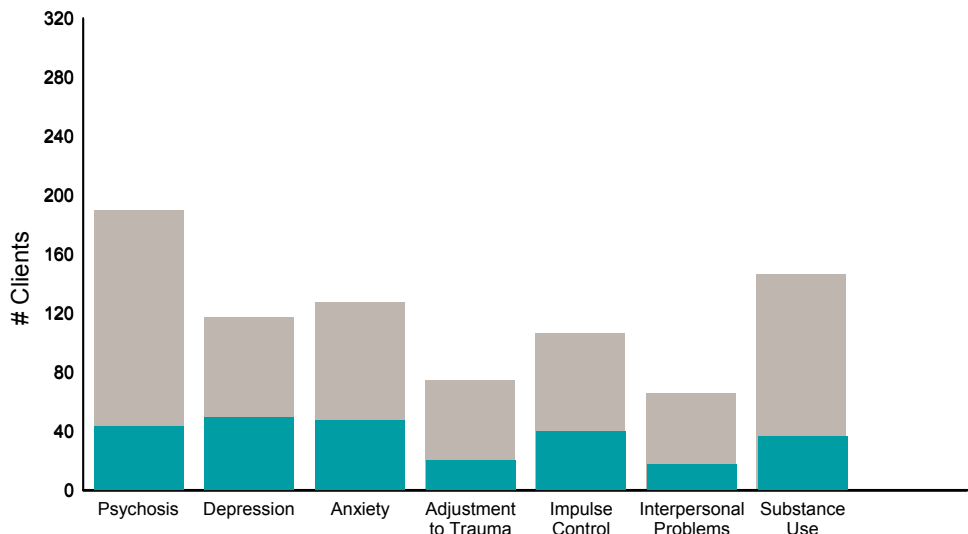


FY19-20 Q4 Objective A.2 ANSA Outcomes Item-Level Report
Citywide Focus (89113)

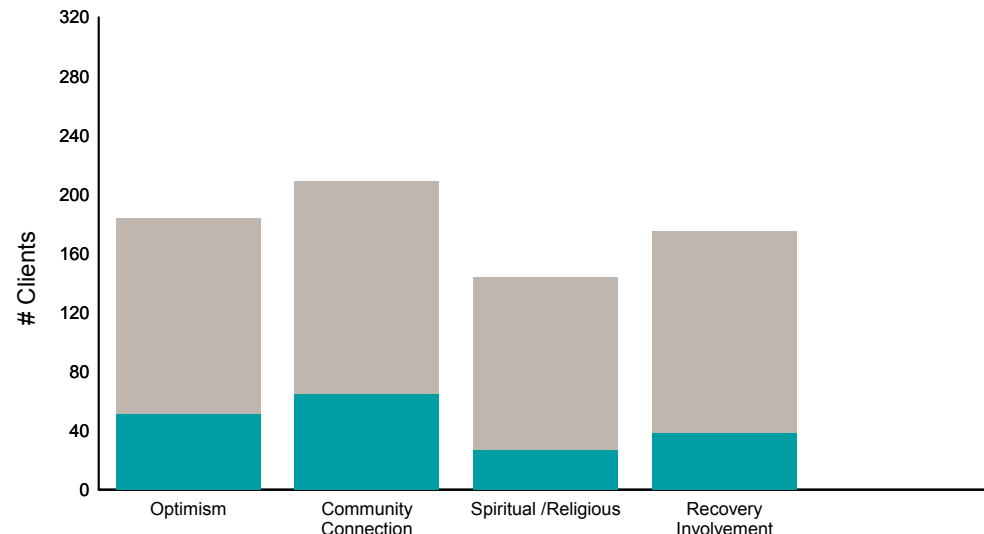
Didn't Improve
 Improved
 This report looks at current ANSAs to see how many clients improved on items rated 2 or 3 from the prior ANSA.

Num of episodes w/ min. 2 ANSAs: 286 Average days between ANSAs: 362.6 % clients improved on min. 30% of actionable items: **45% (= 125/279)**

Behavioral Health Domain

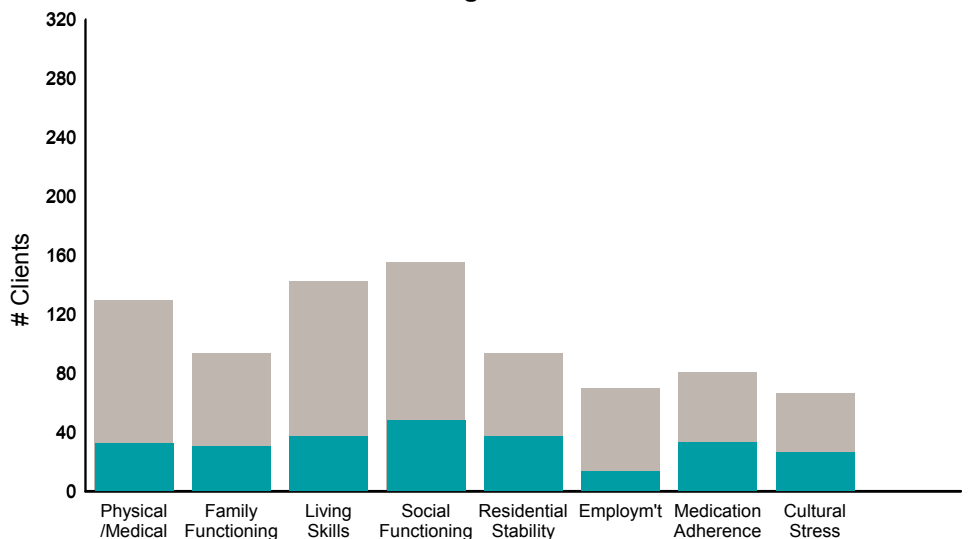


Strengths

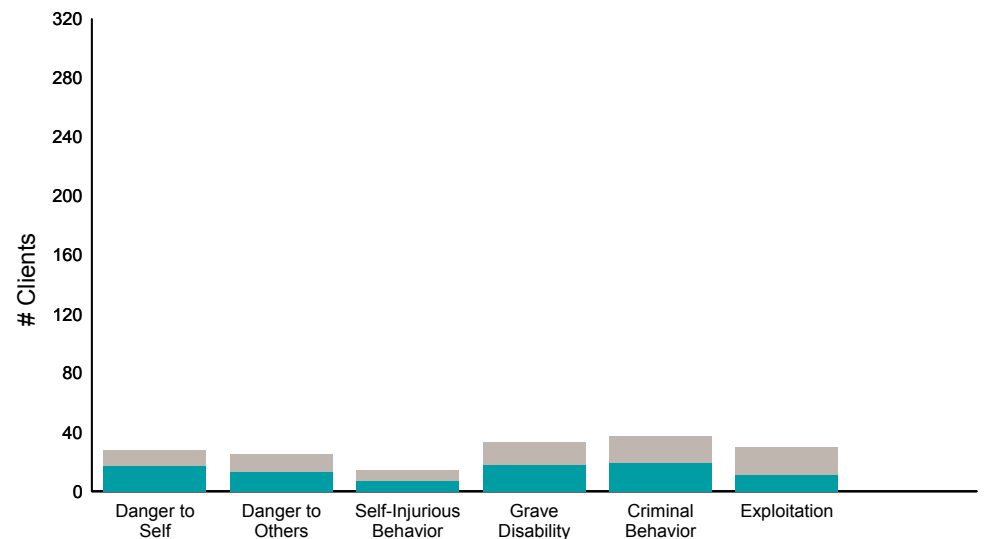


Item	% improvement
Psychosis	23%
Depression	42%
Anxiety	37%
Adjustment to Trauma	27%
Impulse Control	37%
Interpersonal Problems	26%
Substance Use	24%
Optimism	28%
Community Connection	31%
Spiritual /Religious	19%
Recovery Involvement	22%

Life Domain Functioning



Risk Behaviors



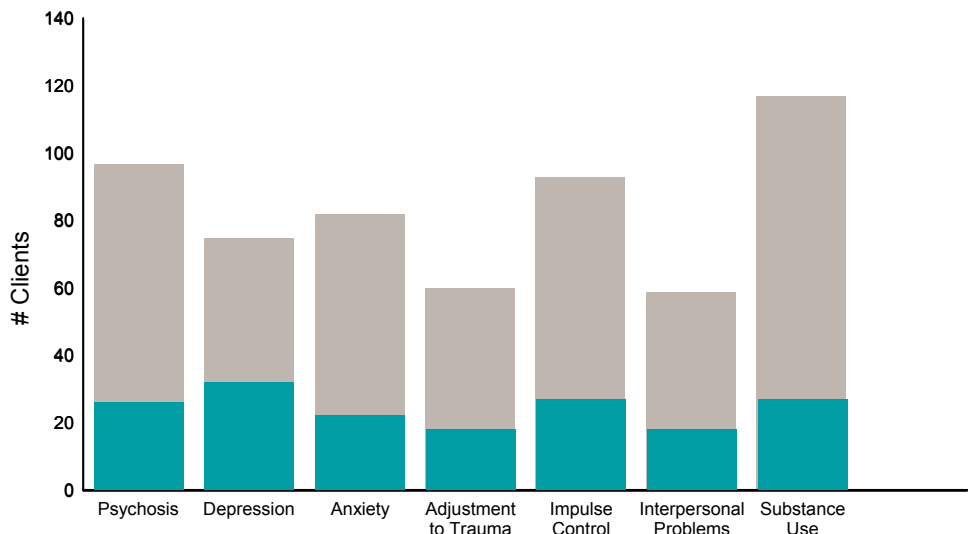
Item	% improvement
Physical /Medical	25%
Family Functioning	32%
Living Skills	26%
Social Functioning	31%
Residential Stability	39%
Employ'm't	19%
Medication Adherence	41%
Cultural Stress	39%
Danger to Self	61%
Danger to Others	52%
Self-Injurious Behavior	50%
Grave Disability	55%
Criminal Behavior	51%
Exploitation	37%

FY19-20 Q4 Objective A.2 ANSA Outcomes Item-Level Report
Citywide Forensics (89119)

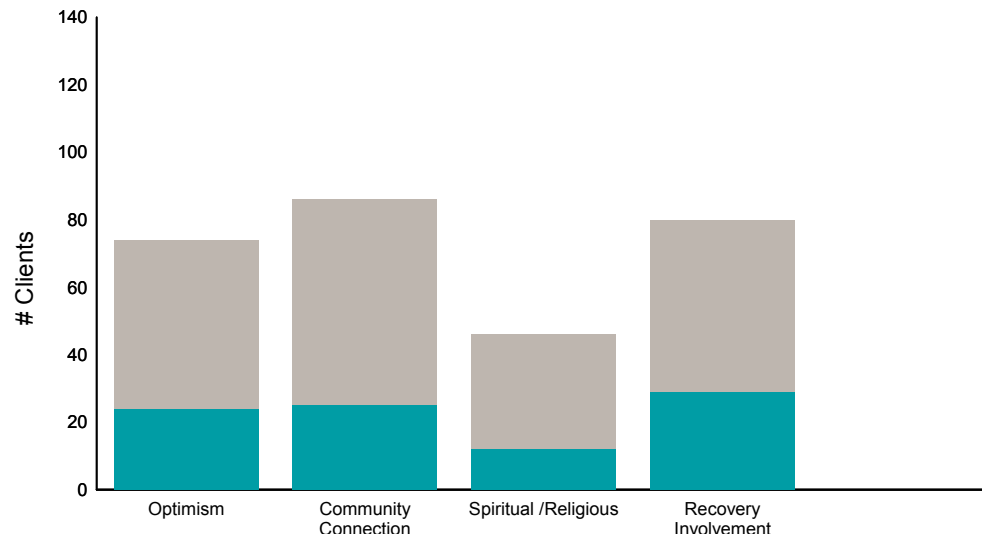
Didn't Improve
 Improved
 This report looks at current ANSAs to see how many clients improved on items rated 2 or 3 from the prior ANSA.

Num of episodes w/ min. 2 ANSAs: 139 Average days between ANSAs: 352.6 % clients improved on min. 30% of actionable items: **45% (= 62/138)**

Behavioral Health Domain

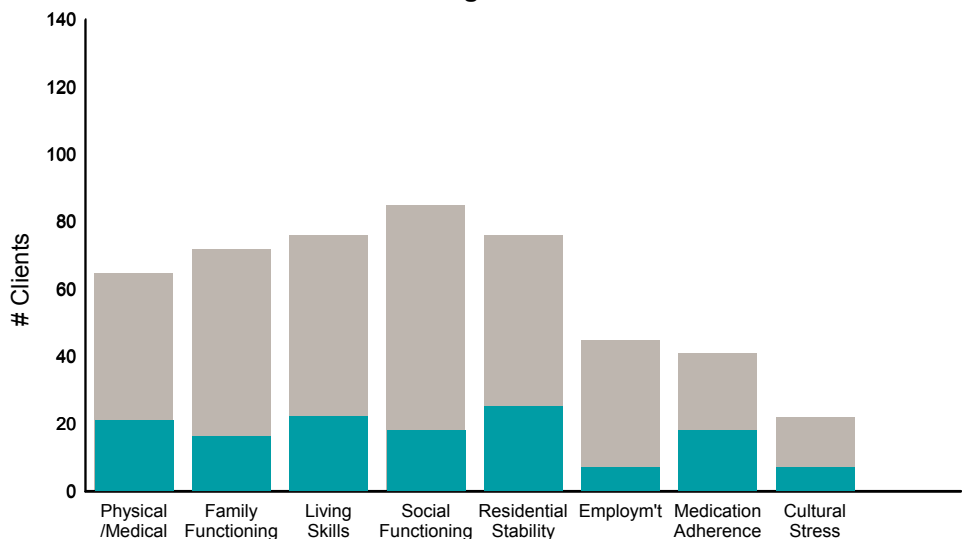


Strengths

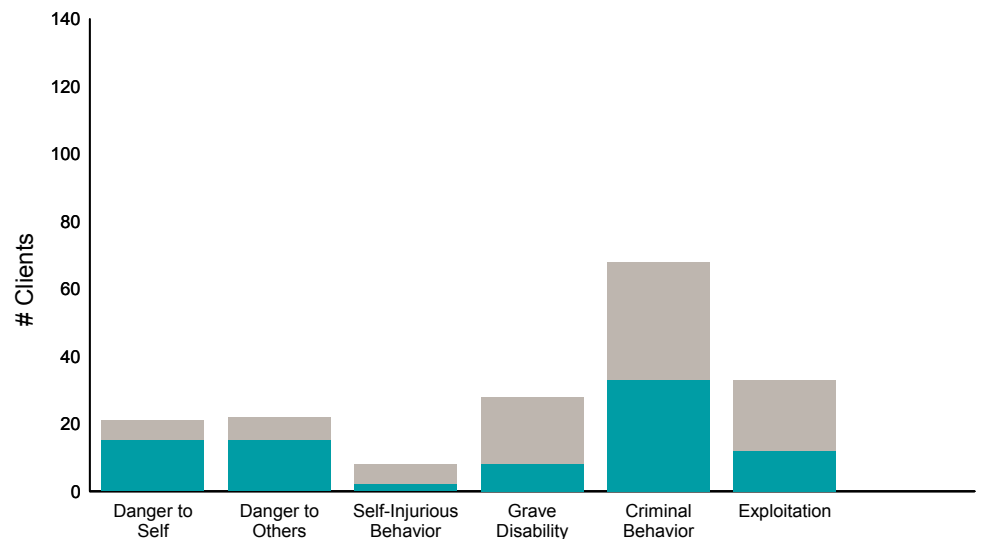


Item	% improvement
Psychosis	27% (26/97)
Depression	43% (32/75)
Anxiety	27% (22/82)
Adjustment to Trauma	30% (18/60)
Impulse Control	29% (27/93)
Interpersonal Problems	31% (18/59)
Substance Use	23% (27/117)
Optimism	32% (24/74)
Community Connection	29% (25/86)
Spiritual /Religious	26% (12/46)
Recovery Involvement	36% (29/80)

Life Domain Functioning



Risk Behaviors

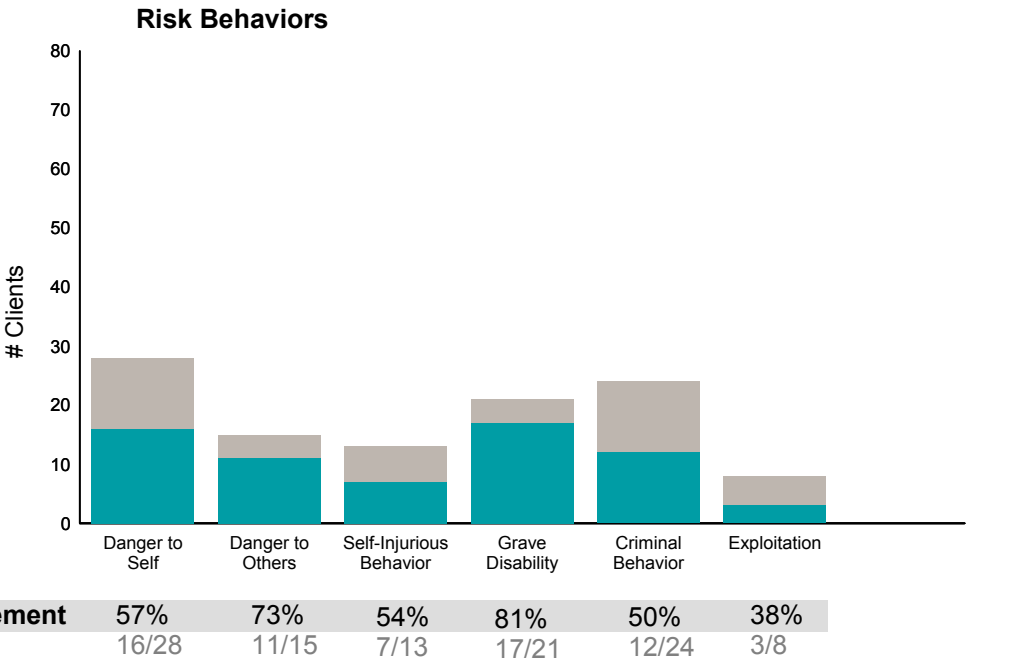
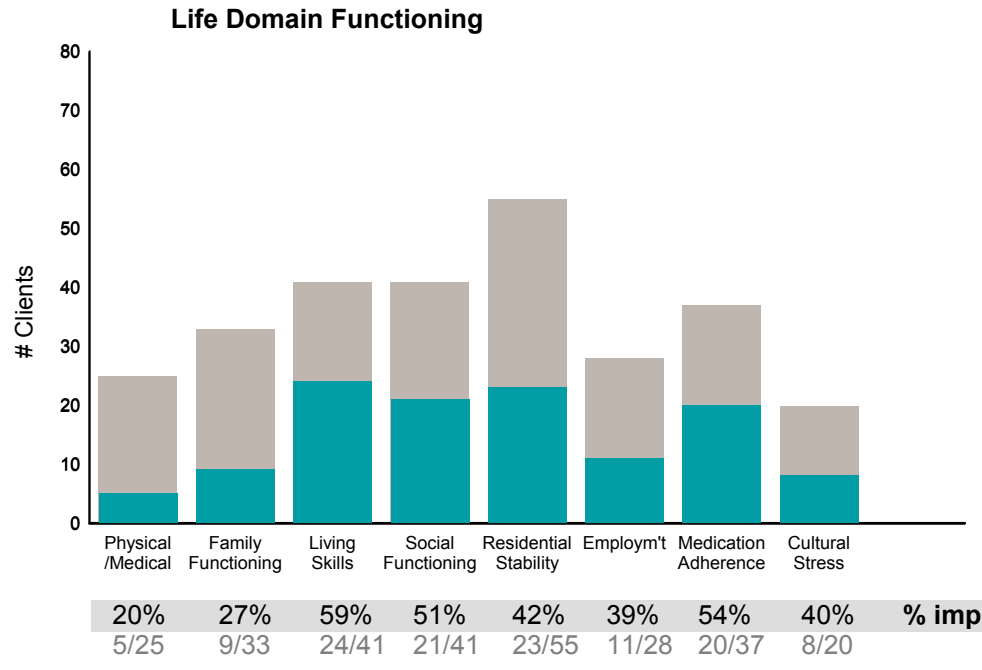
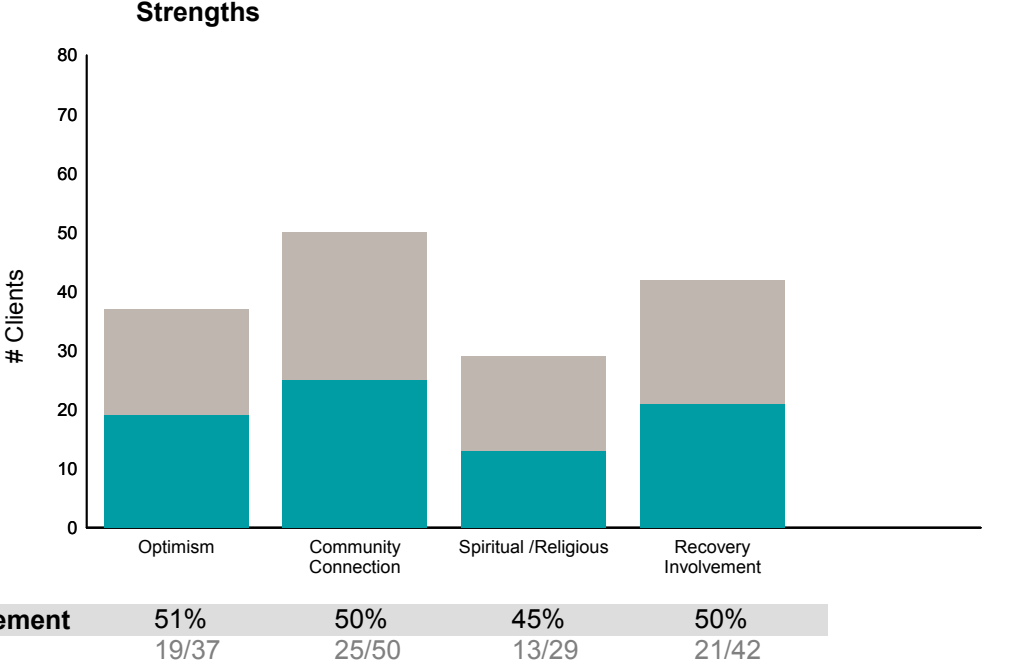
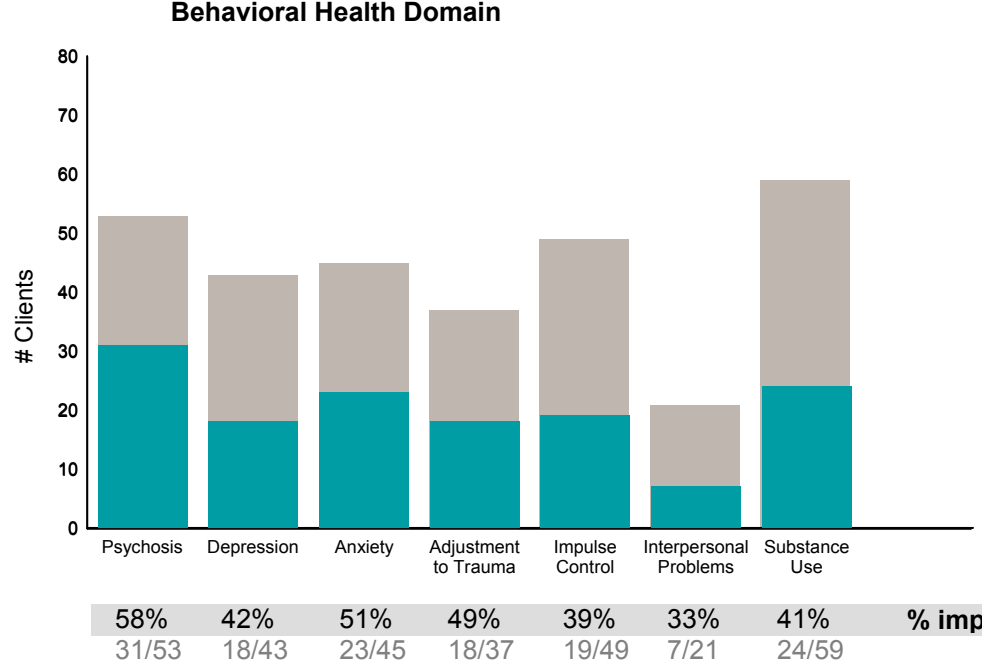


Item	% improvement
Physical /Medical	32% (21/65)
Family Functioning	22% (16/72)
Living Skills	29% (22/76)
Social Functioning	21% (18/85)
Residential Stability	33% (25/76)
Employ'm't	16% (7/45)
Medication Adherence	44% (18/41)
Cultural Stress	32% (7/22)
Danger to Self	71% (15/21)
Danger to Others	68% (15/22)
Self-Injurious Behavior	25% (2/8)
Grave Disability	29% (8/28)
Criminal Behavior	49% (33/68)
Exploitation	36% (12/33)

FY19-20 Q4 Objective A.2 ANSA Outcomes Item-Level Report
Citywide Linkage Team (89114MH)

Didn't Improve
 Improved
 This report looks at current ANSAs to see how many clients improved on items rated 2 or 3 from the prior ANSA.

Num of episodes w/ min. 2 ANSAs: **75** Average days between ANSAs: **141.6** % clients improved on min. 30% of actionable items: **71% (= 53/75)**



This report reflects data from 7/1/2019 - 6/30/2020

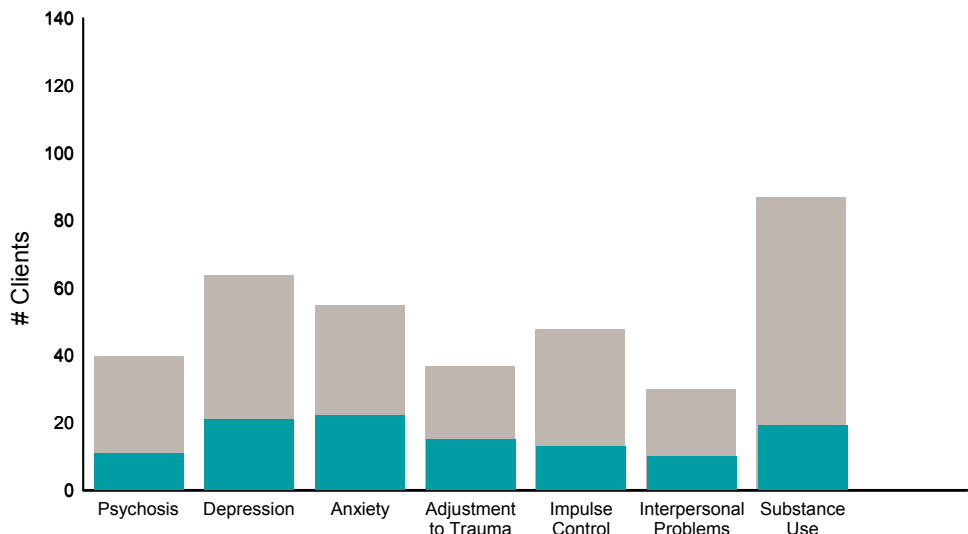


FY19-20 Q4 Objective A.2 ANSA Outcomes Item-Level Report
Citywide Svc for Supp Housing (8911SH)

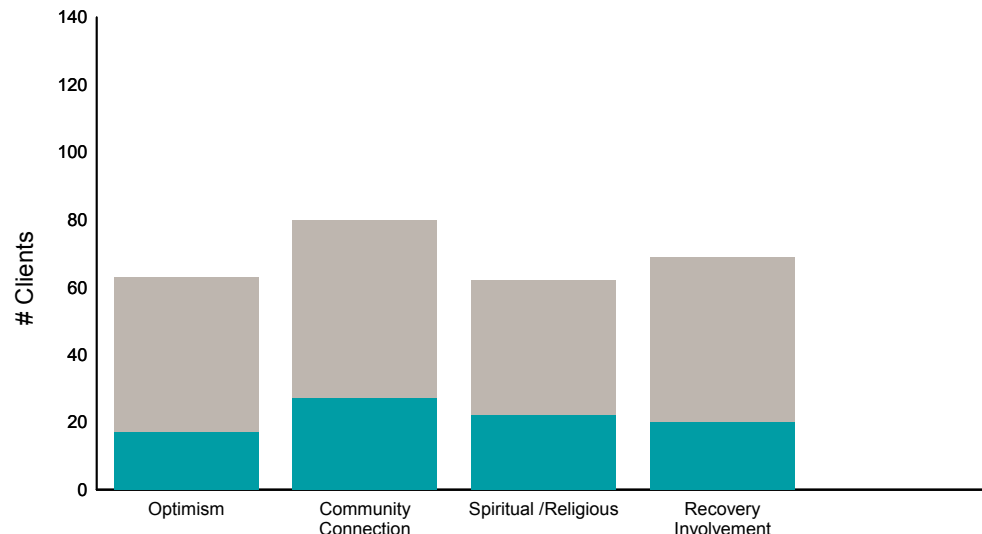
Didn't Improve
 Improved
 This report looks at current ANSAs to see how many clients improved on items rated 2 or 3 from the prior ANSA.

Num of episodes w/ min. 2 ANSAs: 123 Average days between ANSAs: 323.8 % clients improved on min. 30% of actionable items: **53% (= 63/119)**

Behavioral Health Domain

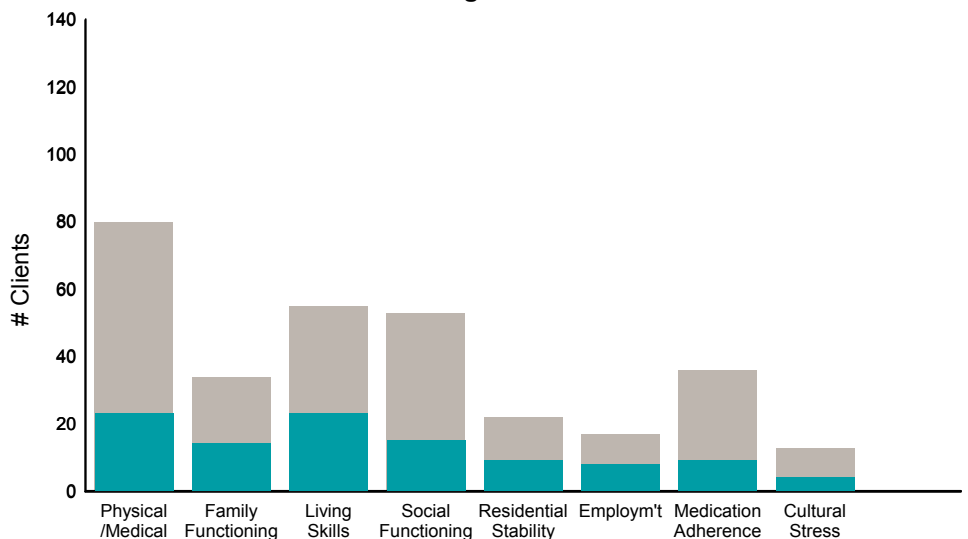


Strengths

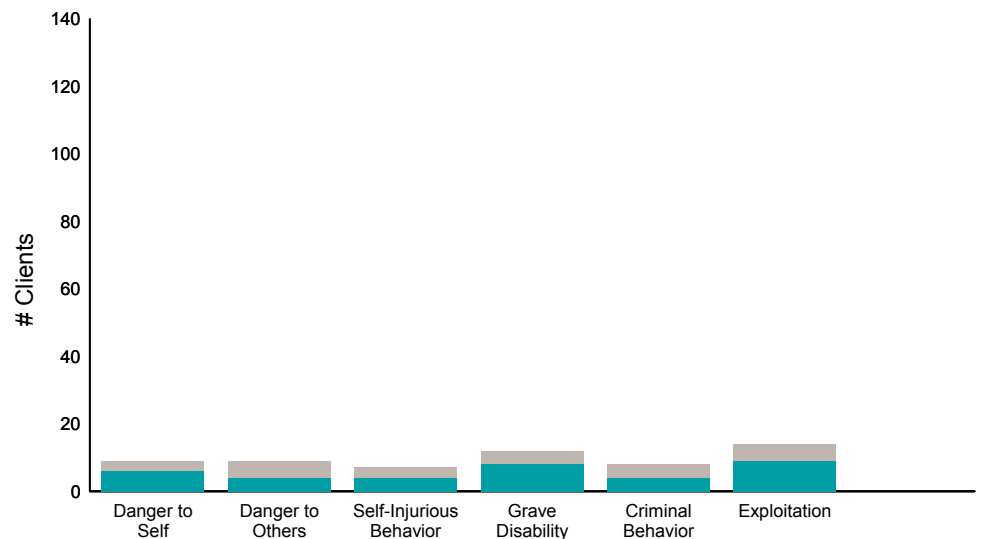


Item	% improvement	Item	% improvement
Psychosis	28% (11/40)	Optimism	27% (17/63)
Depression	33% (21/64)	Community Connection	34% (27/80)
Anxiety	40% (22/55)	Spiritual /Religious	35% (22/62)
Adjustment to Trauma	41% (15/37)	Recovery Involvement	29% (20/69)
Impulse Control	27% (13/48)		
Interpersonal Problems	33% (10/30)		
Substance Use	22% (19/87)		

Life Domain Functioning



Risk Behaviors



Item	% improvement	Item	% improvement
Physical /Medical	29% (23/80)	Danger to Self	67% (6/9)
Family Functioning	41% (14/34)	Danger to Others	44% (4/9)
Living Skills	42% (23/55)	Self-Injurious Behavior	57% (4/7)
Social Functioning	28% (15/53)	Grave Disability	67% (8/12)
Residential Stability	41% (9/22)	Criminal Behavior	50% (4/8)
Employ'm't	47% (8/17)	Exploitation	64% (9/14)
Medication Adherence	25% (9/36)		
Cultural Stress	31% (4/13)		

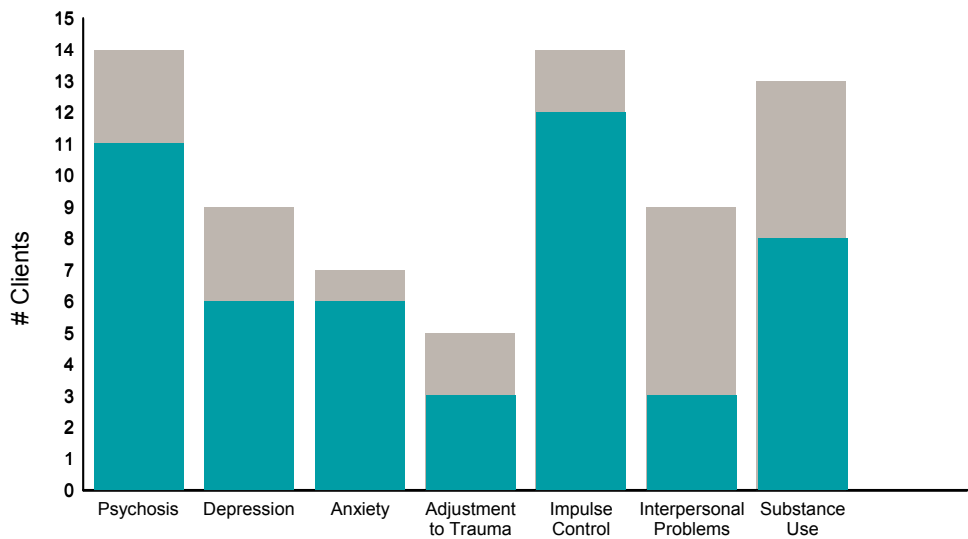
This report reflects data from 7/1/2019 - 6/30/2020

FY19-20 Q4 Objective A.2 ANSA Outcomes Item-Level Report
Citywide-Assisted Outpatient (8911AO)

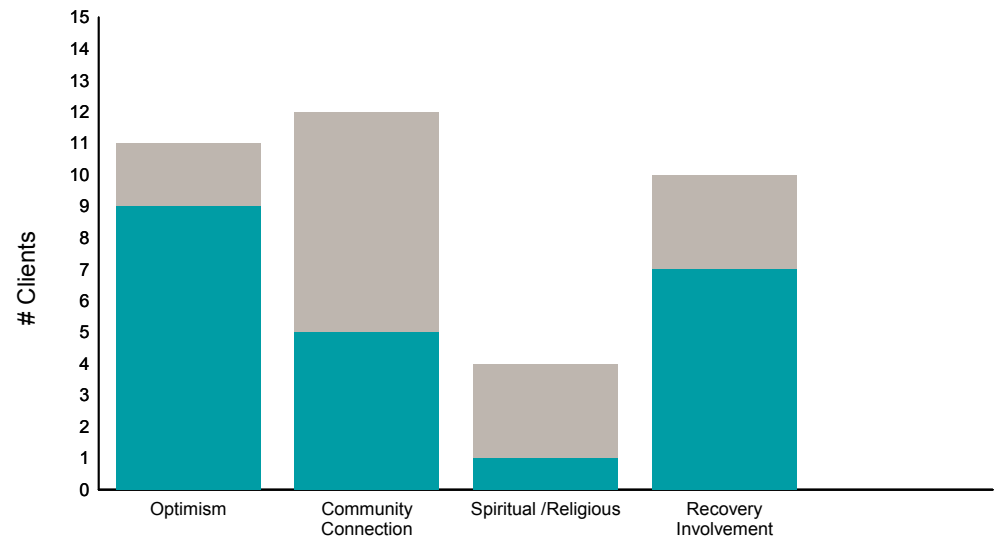
Didn't Improve
 Improved
 This report looks at current ANSAs to see how many clients improved on items rated 2 or 3 from the prior ANSA.

Num of episodes w/ min. 2 ANSAs: 15 Average days between ANSAs: 198.8 % clients improved on min. 30% of actionable items: **93% (= 14/15)**

Behavioral Health Domain

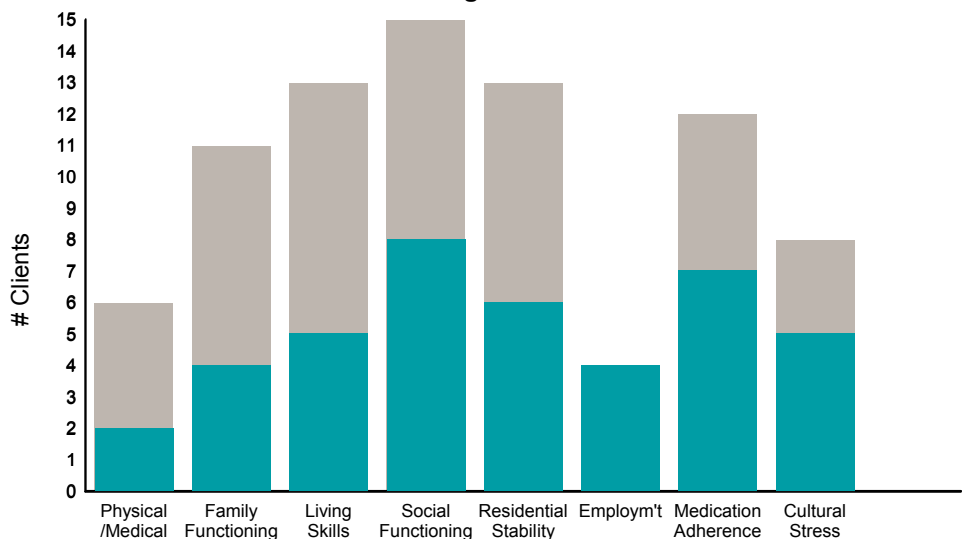


Strengths

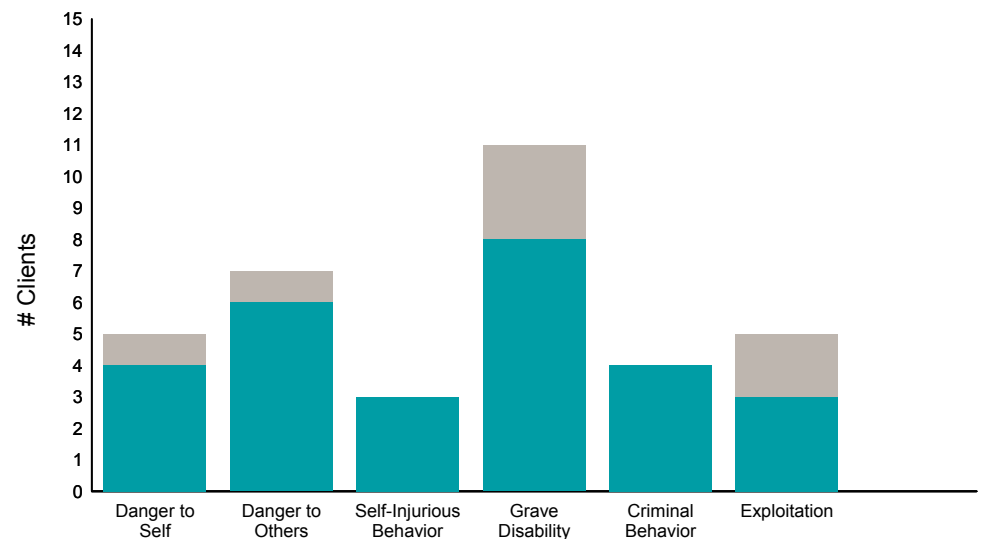


Item	% improvement
Psychosis	79% (11/14)
Depression	67% (6/9)
Anxiety	86% (6/7)
Adjustment to Trauma	60% (3/5)
Impulse Control	86% (12/14)
Interpersonal Problems	33% (3/9)
Substance Use	62% (8/13)
Optimism	82% (9/11)
Community Connection	42% (5/12)
Spiritual /Religious	25% (1/4)
Recovery Involvement	70% (7/10)

Life Domain Functioning



Risk Behaviors



Item	% improvement
Physical /Medical	33% (2/6)
Family Functioning	36% (4/11)
Living Skills	38% (5/13)
Social Functioning	53% (8/15)
Residential Stability	46% (6/13)
Employ'm't	100% (4/4)
Medication Adherence	58% (7/12)
Cultural Stress	63% (5/8)
Danger to Self	80% (4/5)
Danger to Others	86% (6/7)
Self-Injurious Behavior	100% (3/3)
Grave Disability	73% (8/11)
Criminal Behavior	100% (4/4)
Exploitation	60% (3/5)

This report reflects data from 7/1/2019 - 6/30/2020

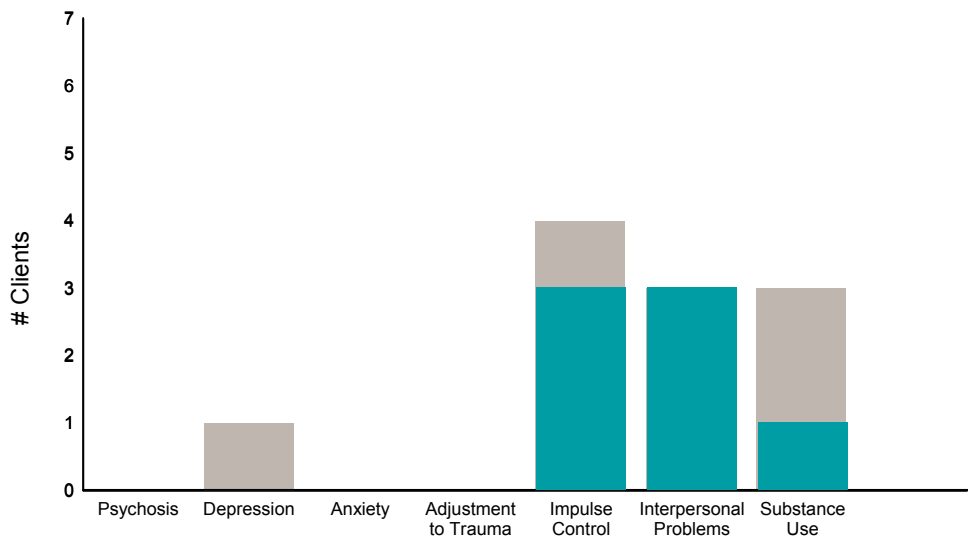


FY19-20 Q4 Objective A.2 ANSA Outcomes Item-Level Report
CJCBHS VIP Child Abuse Inter Prg(881010)

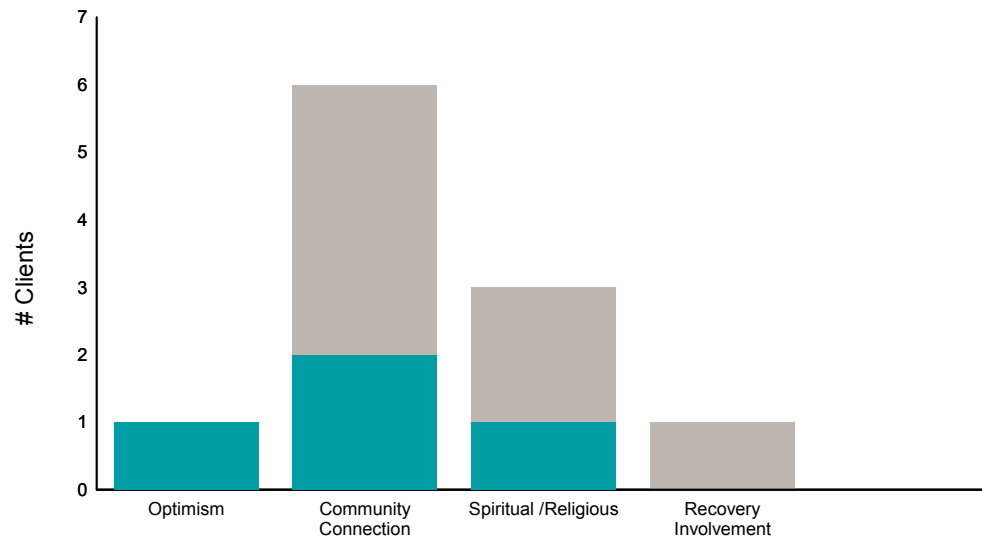
Didn't Improve
 Improved
 This report looks at current ANSAs to see how many clients improved on items rated 2 or 3 from the prior ANSA.

Num of episodes w/ min. 2 ANSAs: **7** Average days between ANSAs: **405.4** % clients improved on min. 30% of actionable items: **86% (= 6/7)**

Behavioral Health Domain

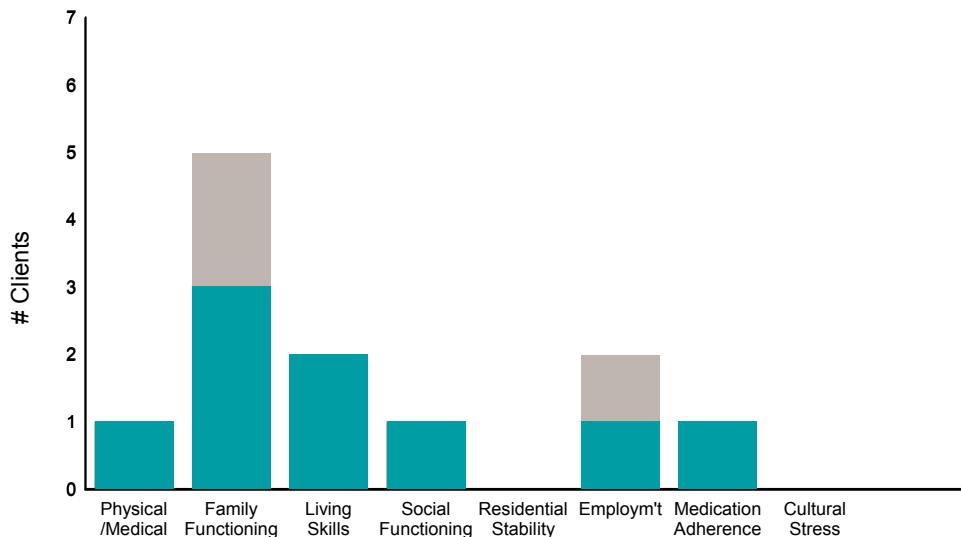


Strengths

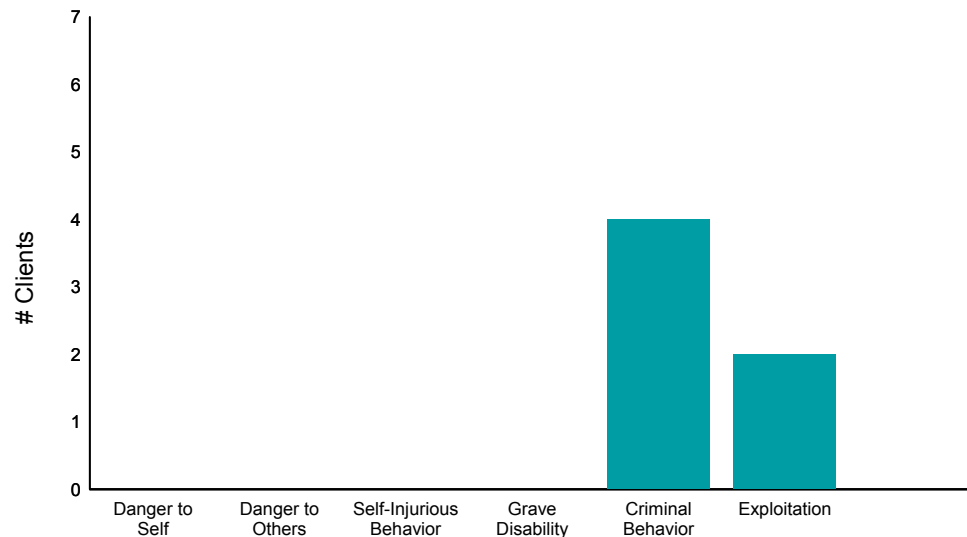


Item	Improved	Didn't Improve	% improvement
Psychosis	0/0	0/0	0%
Depression	0/1	1/1	0%
Anxiety	0/0	0/0	0%
Adjustment to Trauma	0/0	0/0	0%
Impulse Control	3/4	1/1	75%
Interpersonal Problems	3/3	0/0	100%
Substance Use	1/3	2/2	33%

Life Domain Functioning



Risk Behaviors



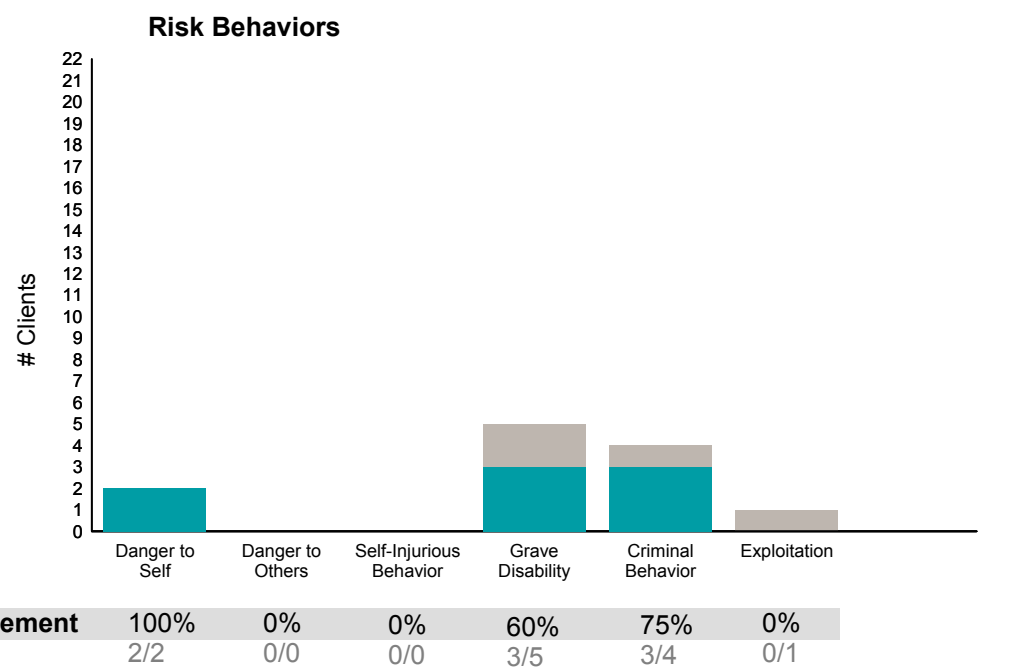
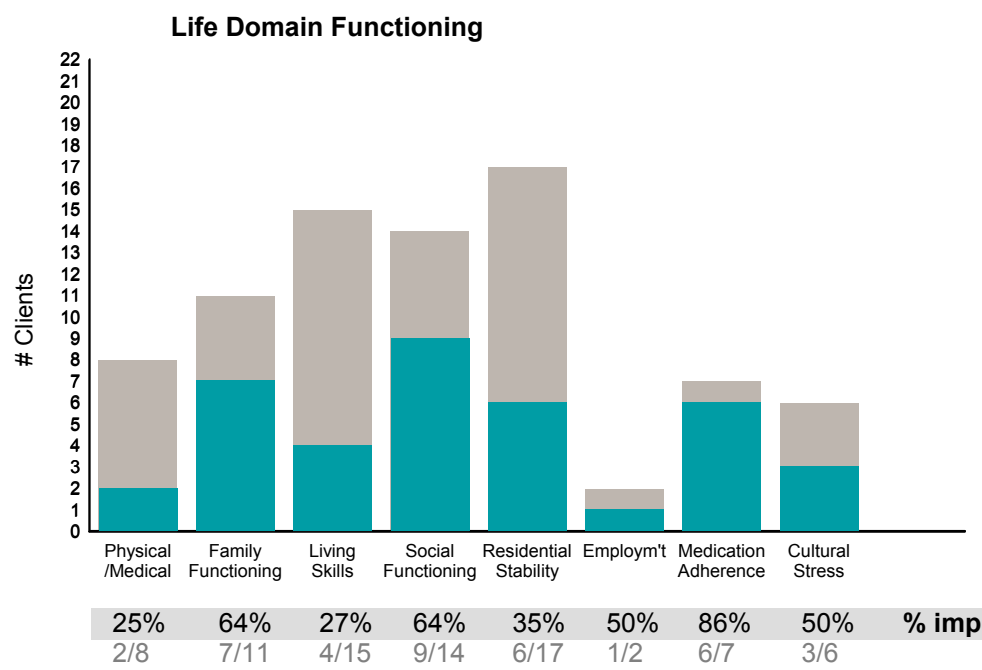
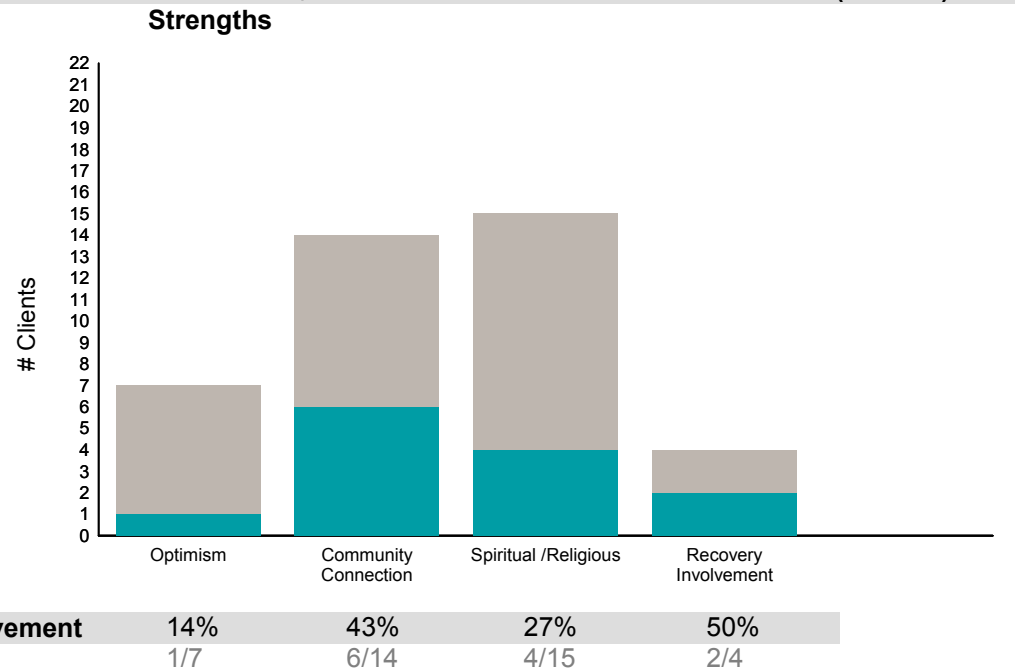
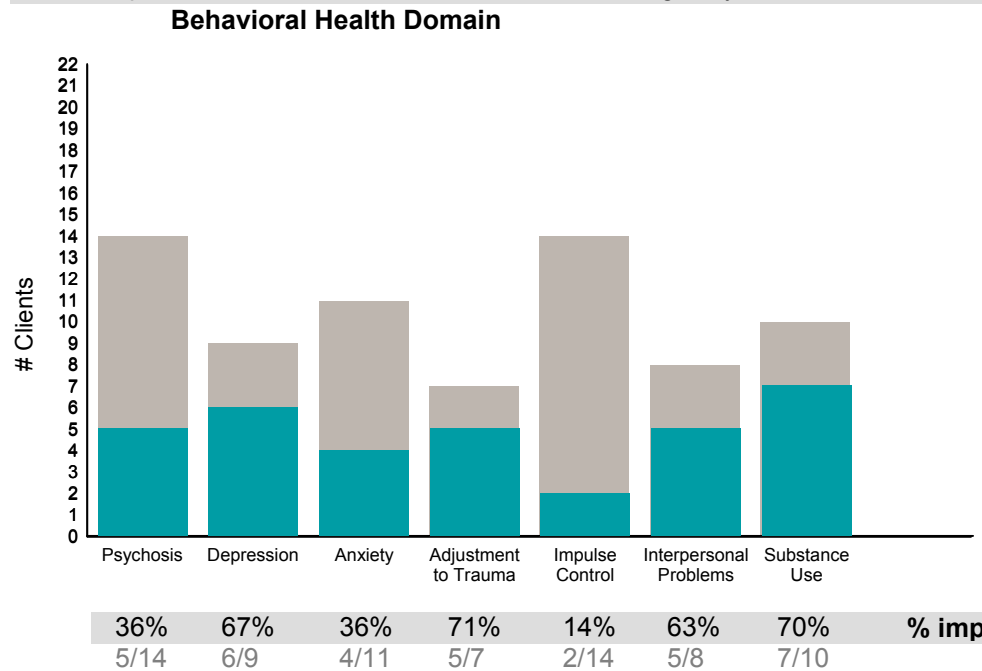
Item	Improved	Didn't Improve	% improvement
Physical /Medical	1/1	0/0	100%
Family Functioning	3/5	2/2	60%
Living Skills	2/2	0/0	100%
Social Functioning	1/1	0/0	100%
Residential Stability	0/0	0/0	0%
Employ'm't	1/2	1/1	50%
Medication Adherence	1/1	0/0	100%
Cultural Stress	0/0	0/0	0%

This report reflects data from 7/1/2019 - 6/30/2020

FY19-20 Q4 Objective A.2 ANSA Outcomes Item-Level Report
Clay Street Residential & Day Treatment (89851, 89852)

Didn't Improve
 Improved
 This report looks at current ANSAs to see how many clients improved on items rated 2 or 3 from the prior ANSA.

Num of episodes w/ min. 2 ANSAs: 22 Average days between ANSAs: 185.9 % clients improved on min. 30% of actionable items: **64% (= 14/22)**



This report reflects data from 7/1/2019 - 6/30/2020

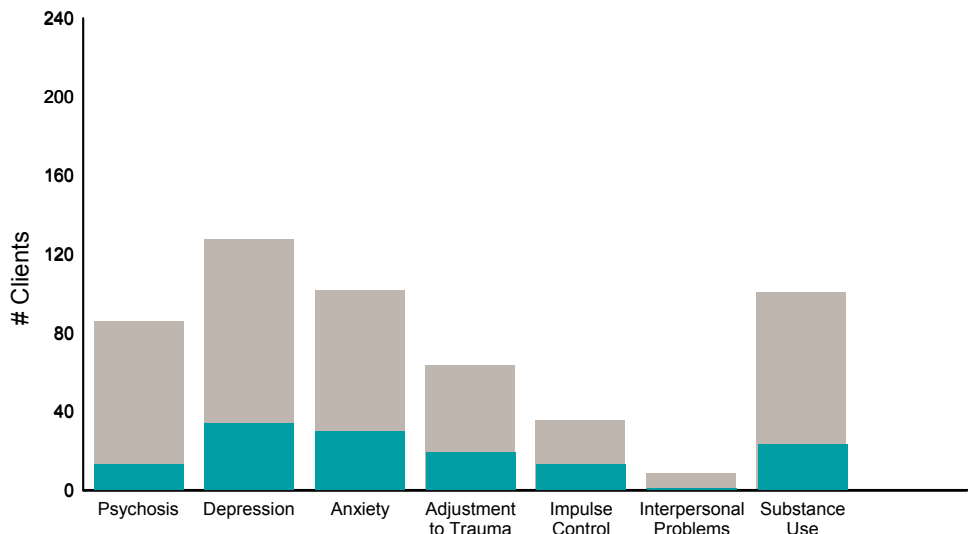


FY19-20 Q4 Objective A.2 ANSA Outcomes Item-Level Report
Conard House Outpatient Services (89492)

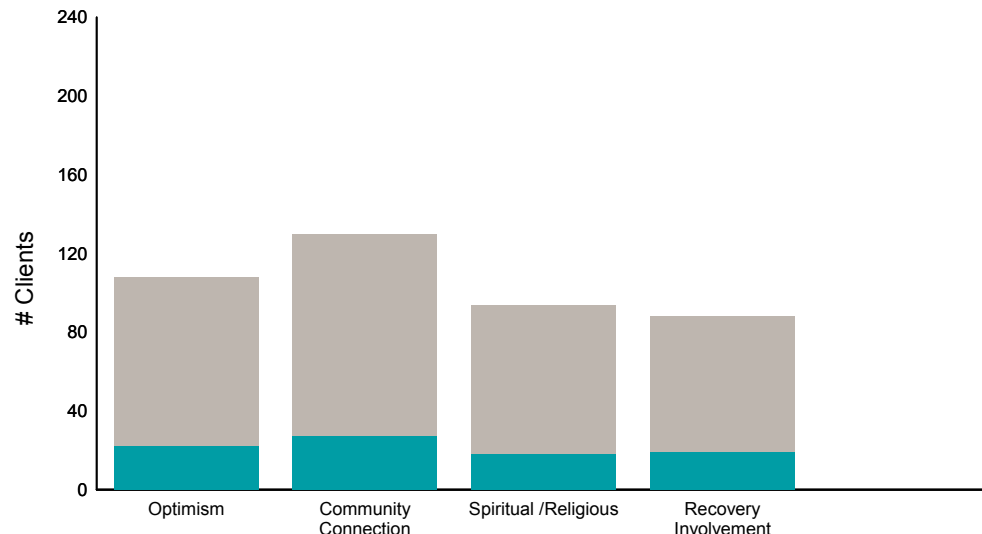
Didn't Improve
 Improved
 This report looks at current ANSAs to see how many clients improved on items rated 2 or 3 from the prior ANSA.

Num of episodes w/ min. 2 ANSAs: 207 Average days between ANSAs: 329.6 % clients improved on min. 30% of actionable items: **42% (= 86/205)**

Behavioral Health Domain

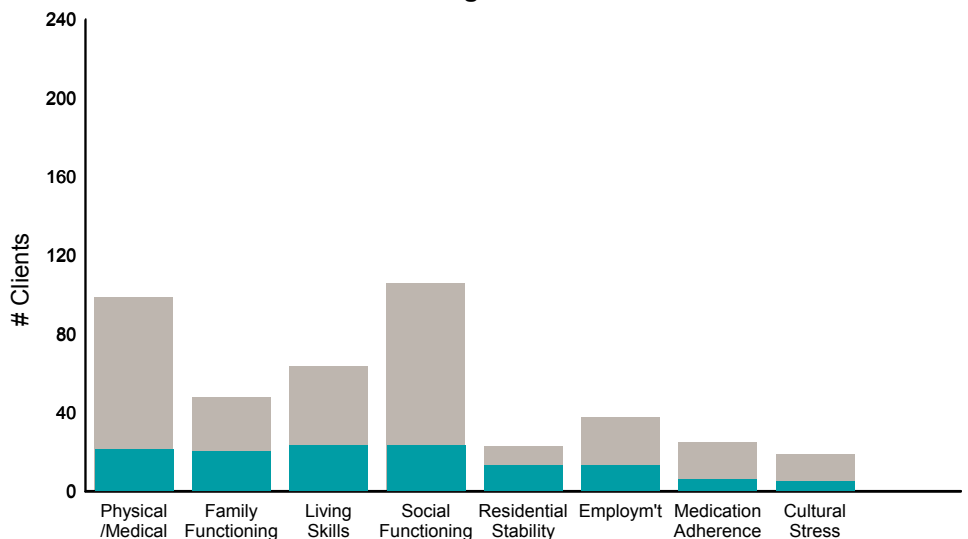


Strengths

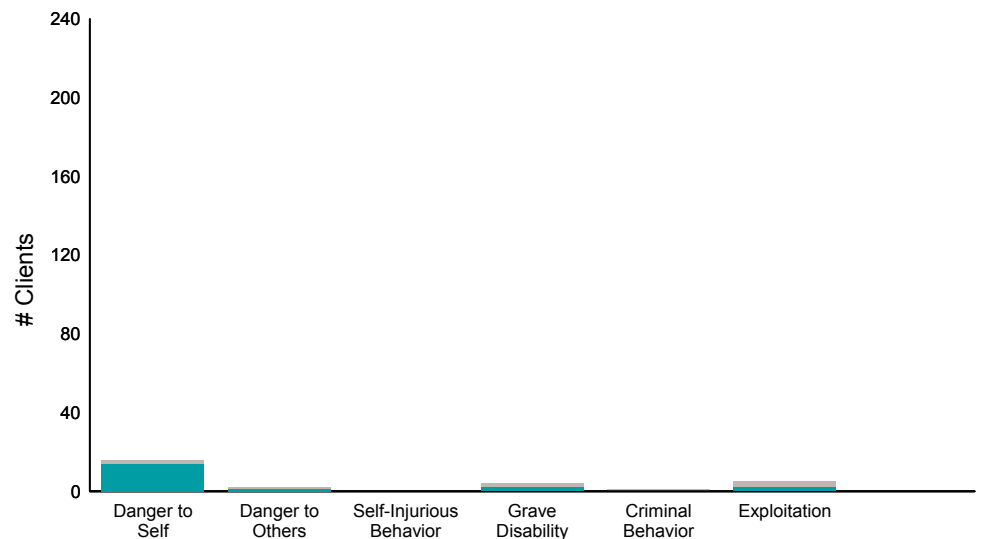


Item	% improvement
Psychosis	15%
Depression	27%
Anxiety	29%
Adjustment to Trauma	30%
Impulse Control	36%
Interpersonal Problems	11%
Substance Use	23%
Optimism	20%
Community Connection	21%
Spiritual /Religious	19%
Recovery Involvement	22%

Life Domain Functioning



Risk Behaviors



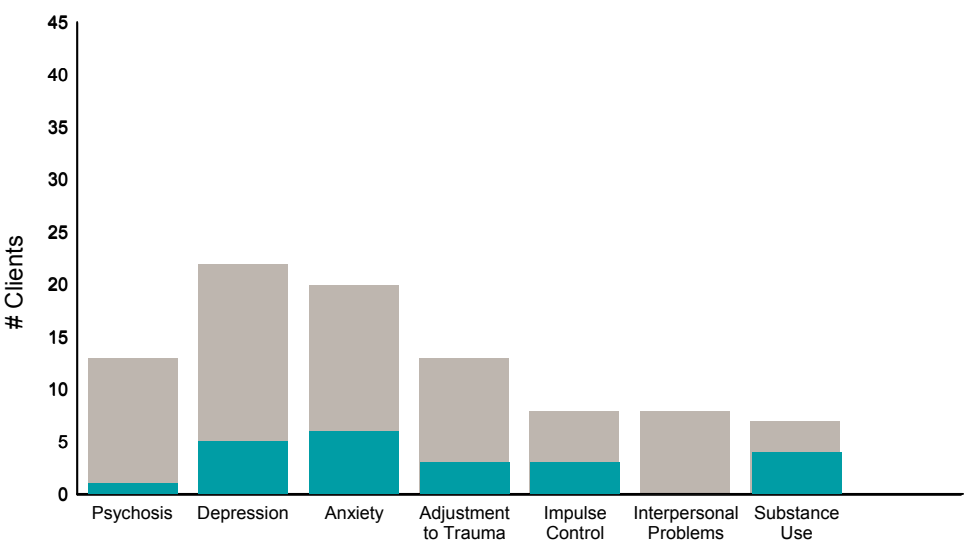
Item	% improvement
Physical /Medical	21%
Family Functioning	42%
Living Skills	36%
Social Functioning	22%
Residential Stability	57%
Employ'm't	34%
Medication Adherence	24%
Cultural Stress	26%
Danger to Self	88%
Danger to Others	50%
Self-Injurious Behavior	0%
Grave Disability	50%
Criminal Behavior	0%
Exploitation	40%

FY19-20 Q4 Objective A.2 ANSA Outcomes Item-Level Report
Cooperative Apartment P.P Opt (3838OP)

Didn't Improve
 Improved
 This report looks at current ANSAs to see how many clients improved on items rated 2 or 3 from the prior ANSA.

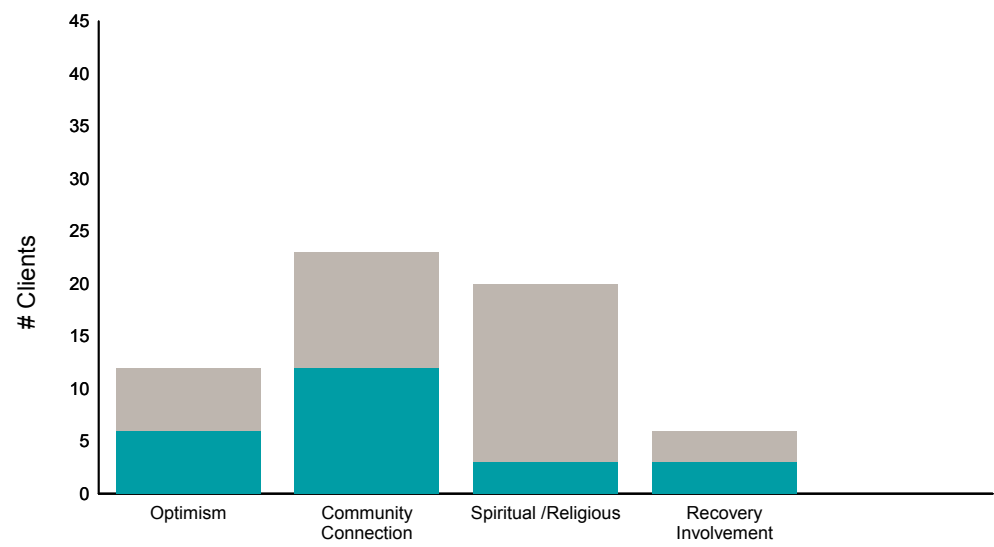
Num of episodes w/ min. 2 ANSAs: **44** Average days between ANSAs: **380.9** % clients improved on min. 30% of actionable items: **54% (= 22/41)**

Behavioral Health Domain



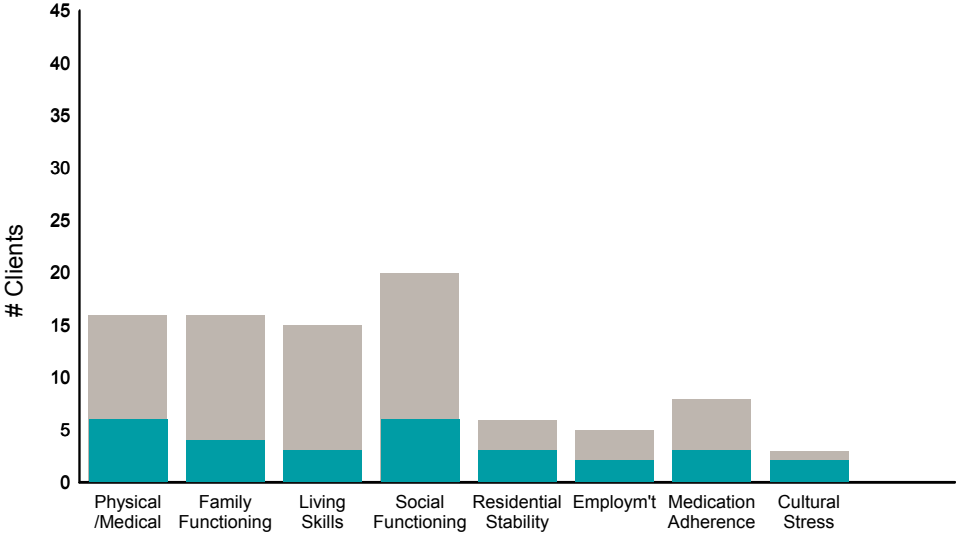
8%	23%	30%	23%	38%	0%	57%	% improvement
1/13	5/22	6/20	3/13	3/8	0/8	4/7	

Strengths



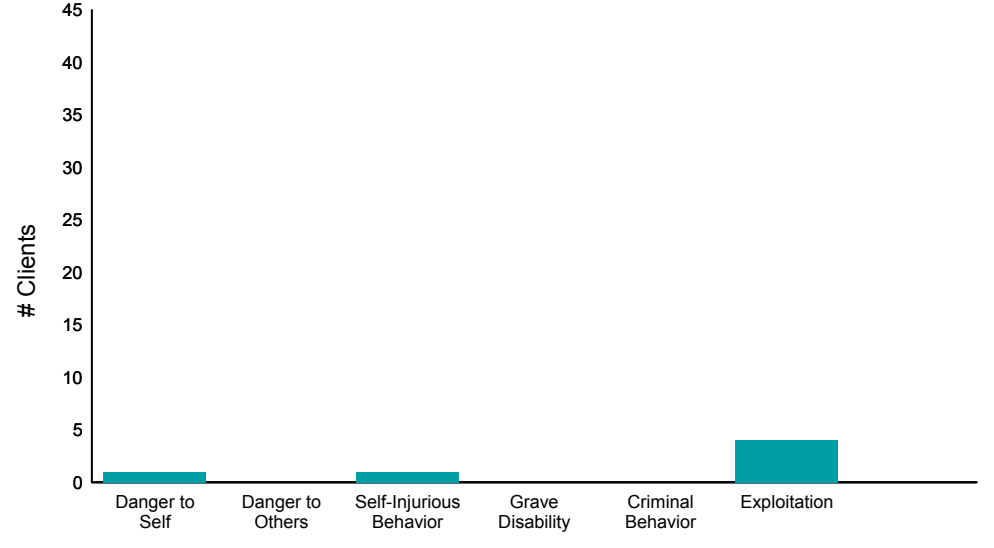
50%	52%	15%	50%	% improvement
6/12	12/23	3/20	3/6	

Life Domain Functioning



38%	25%	20%	30%	50%	40%	38%	67%	% improvement
6/16	4/16	3/15	6/20	3/6	2/5	3/8	2/3	

Risk Behaviors



100%	0%	100%	0%	0%	100%	% improvement
1/1	0/0	1/1	0/0	0/0	4/4	

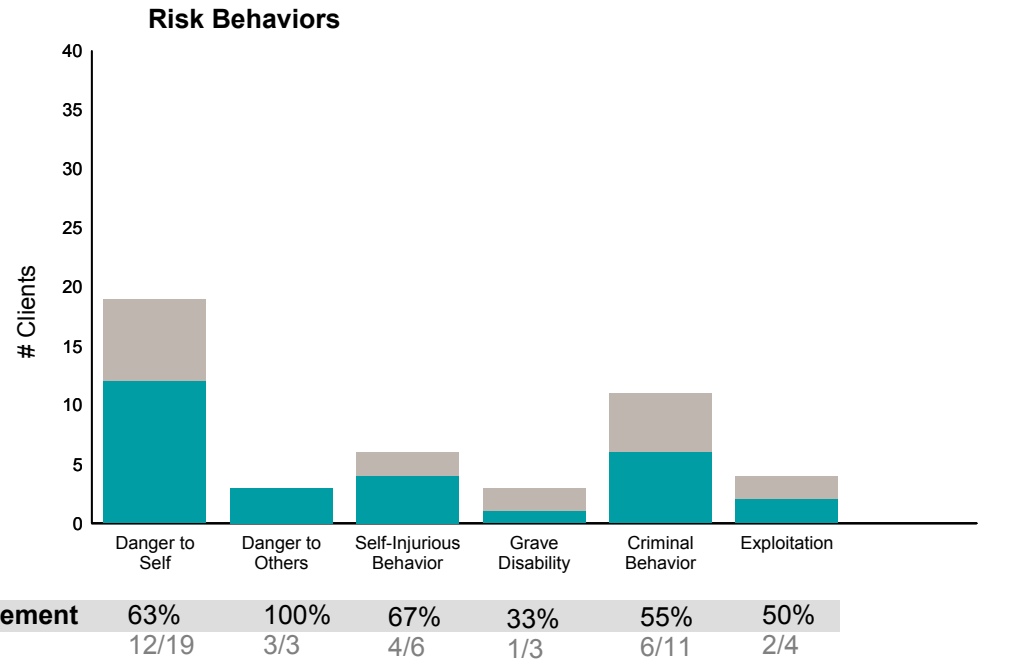
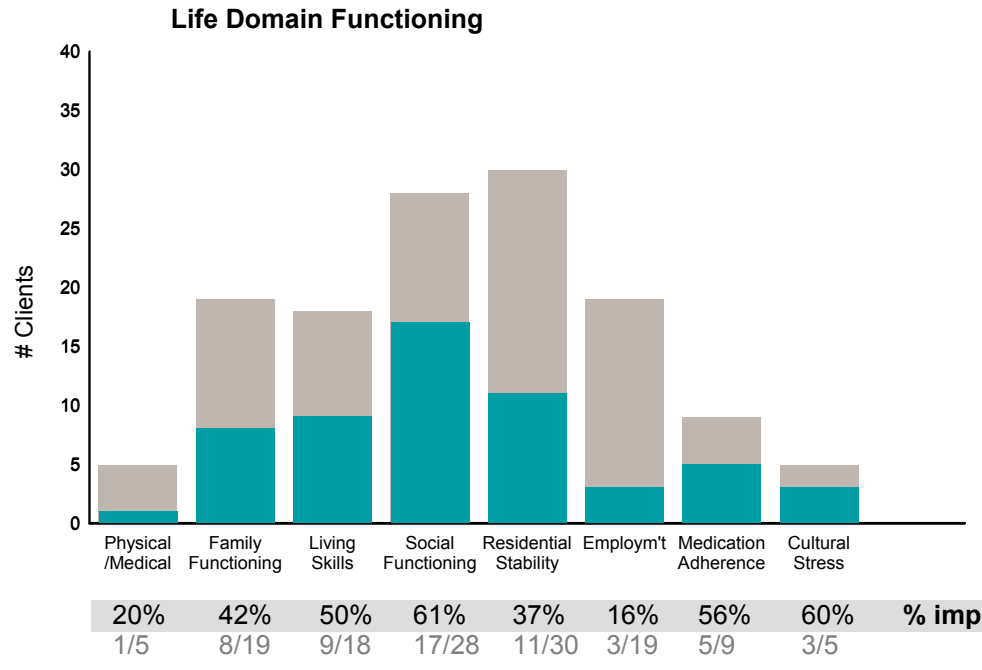
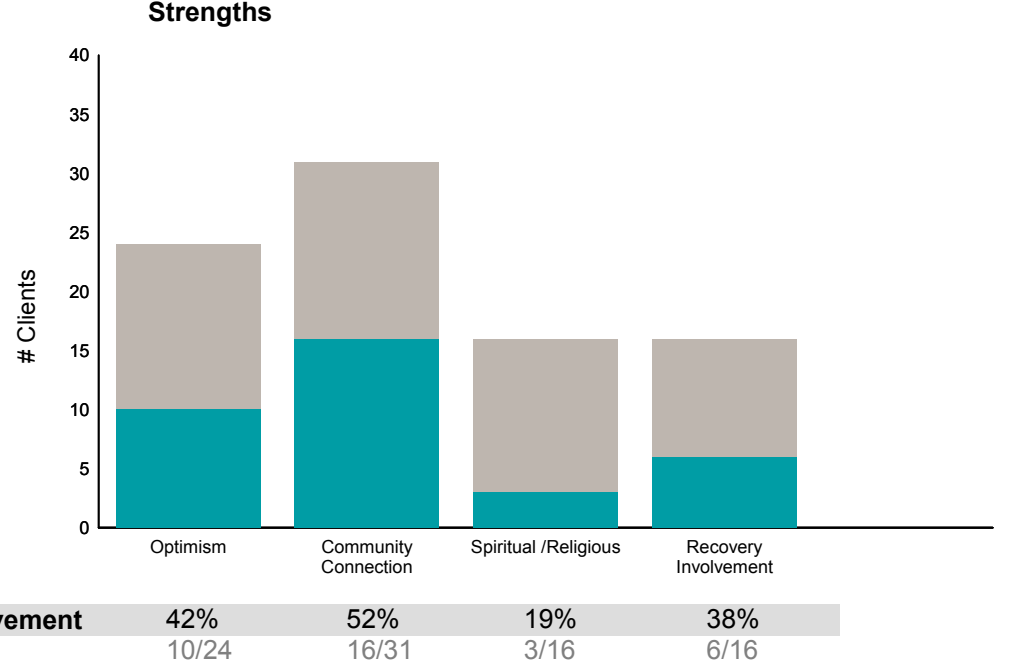
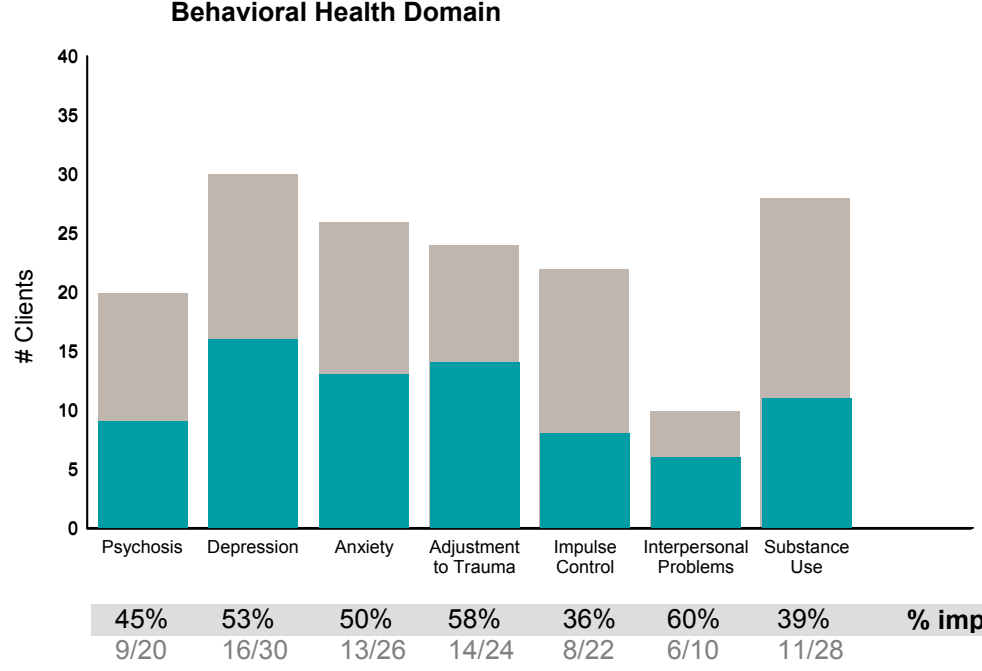
This report reflects data from 7/1/2019 - 6/30/2020



FY19-20 Q4 Objective A.2 ANSA Outcomes Item-Level Report
Cortland House Residential Prog (38631)

Didn't Improve
 Improved
 This report looks at current ANSAs to see how many clients improved on items rated 2 or 3 from the prior ANSA.

Num of episodes w/ min. 2 ANSAs: **40** Average days between ANSAs: **80.8** % clients improved on min. 30% of actionable items: **70% (= 28/40)**



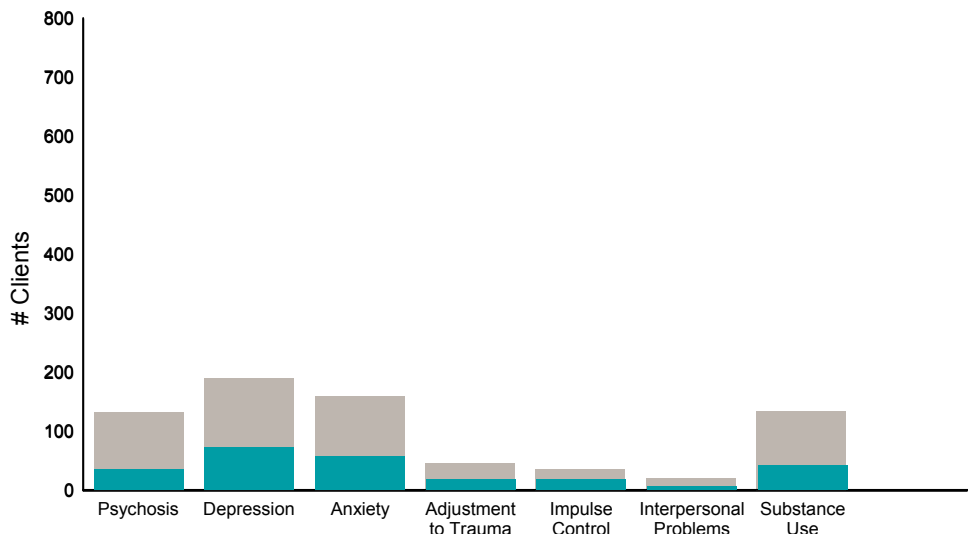
This report reflects data from 7/1/2019 - 6/30/2020



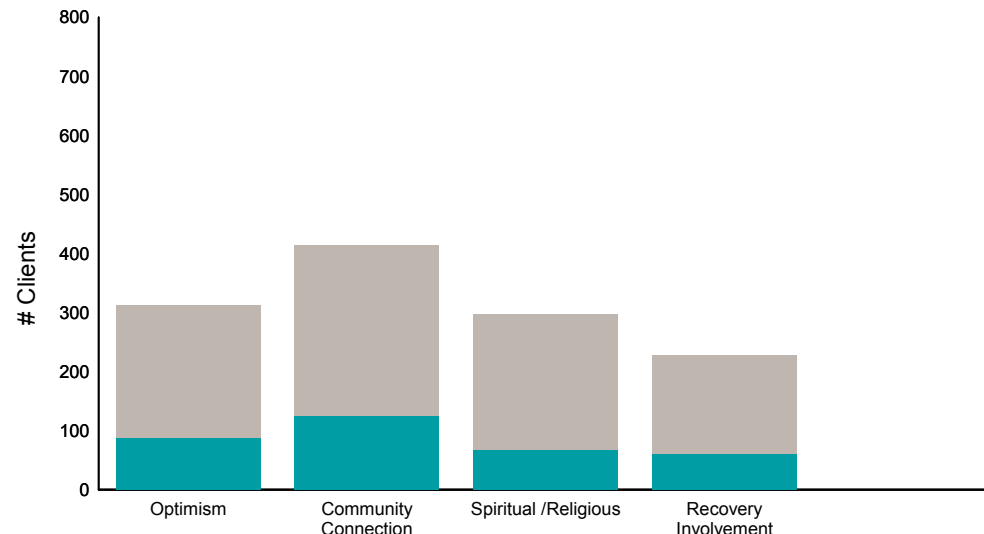
Didn't Improve
 Improved
 This report looks at current ANSAs to see how many clients improved on items rated 2 or 3 from the prior ANSA.

Num of episodes w/ min. 2 ANSAs: 740 Average days between ANSAs: 349.7 % clients improved on min. 30% of actionable items: **46% (= 289/634)**

Behavioral Health Domain

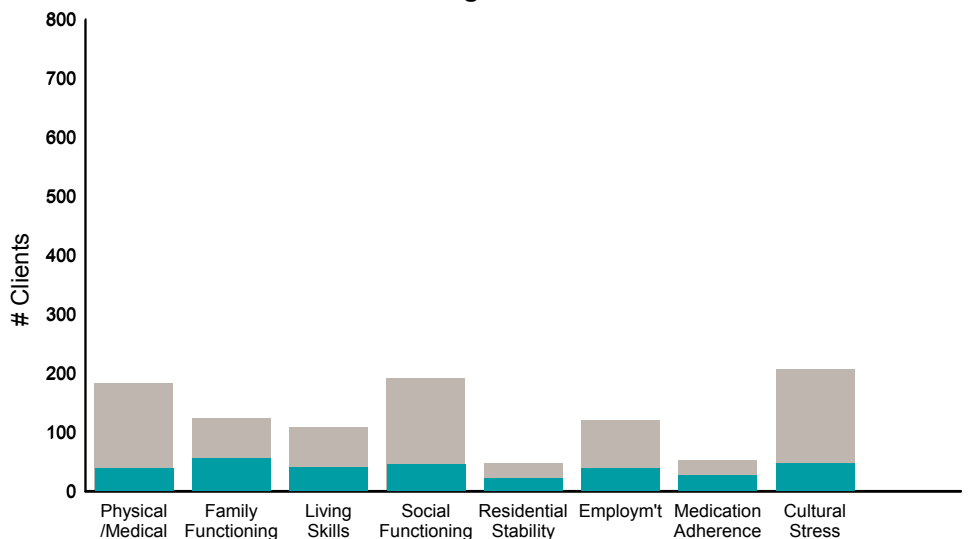


Strengths




Item	% improvement	Item	% improvement
Psychosis	26%	Optimism	28%
Depression	38%	Community Connection	30%
Anxiety	35%	Spiritual /Religious	22%
Adjustment to Trauma	39%	Recovery Involvement	26%
Impulse Control	50%		
Interpersonal Problems	29%		
Substance Use	31%		

Life Domain Functioning



Risk Behaviors

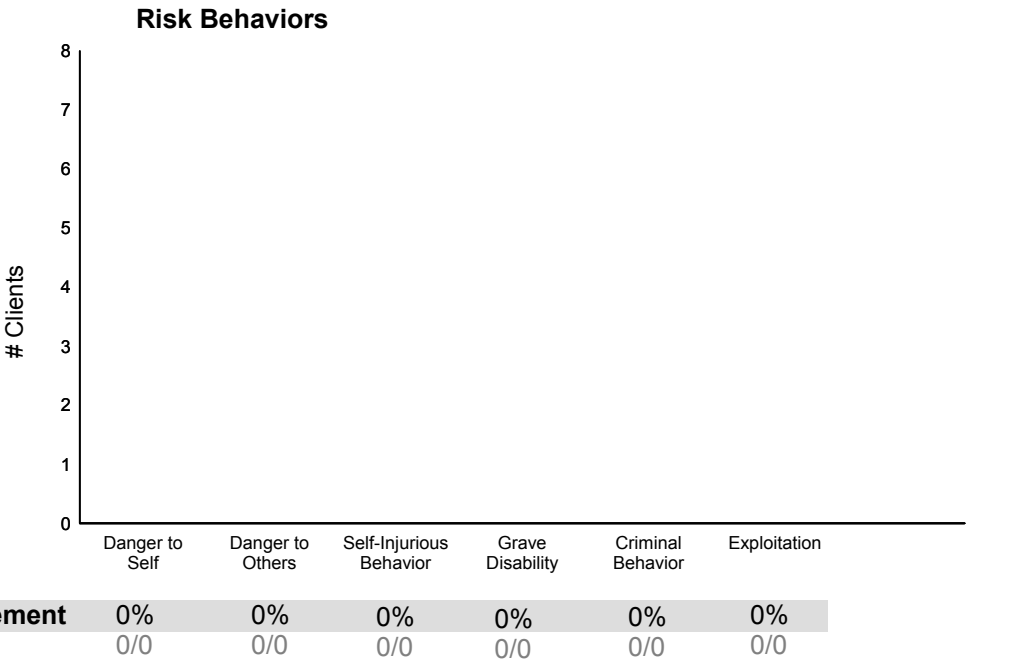
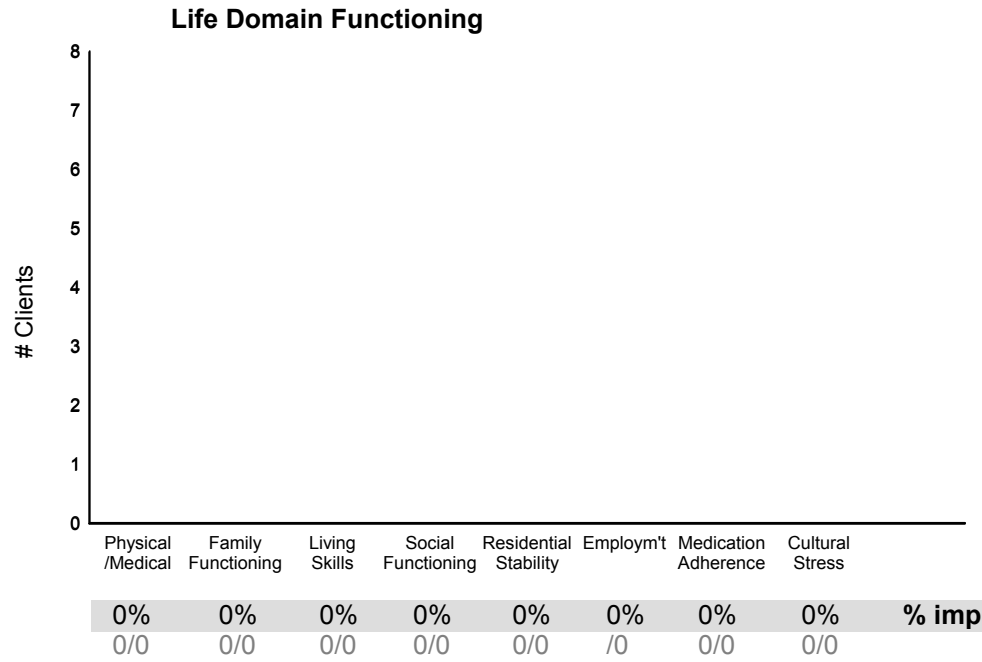
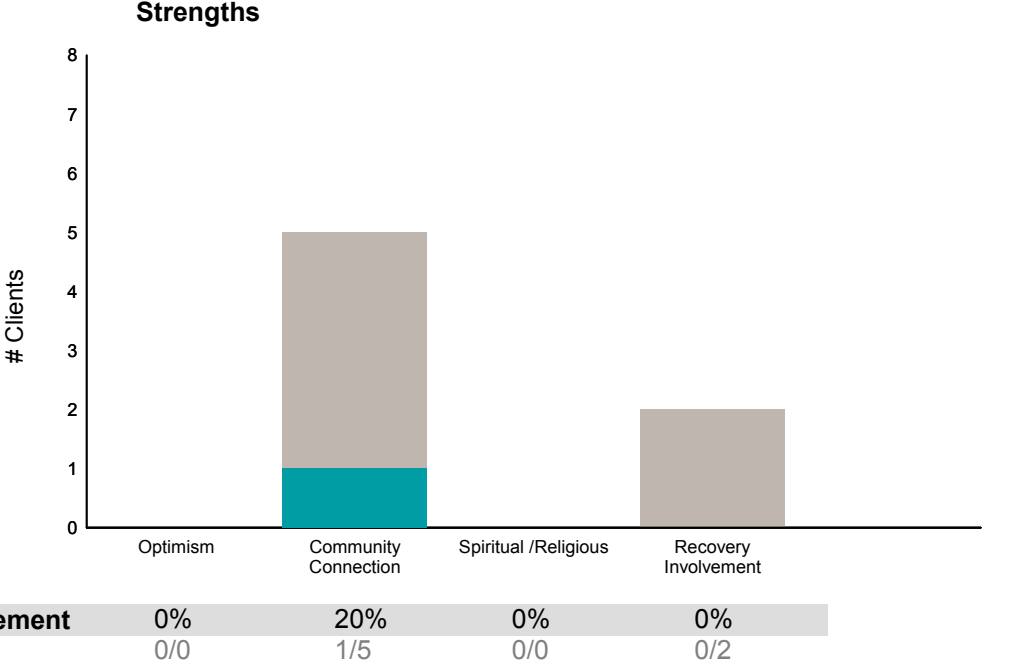
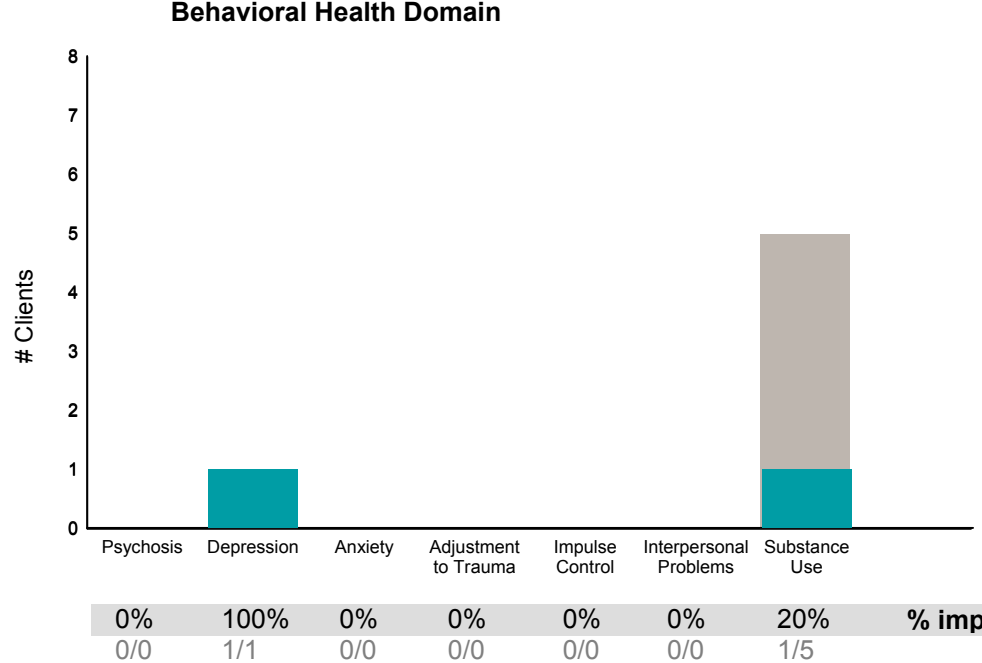


Item	% improvement	Item	% improvement
Physical /Medical	21%	Danger to Self	100%
Family Functioning	44%	Danger to Others	75%
Living Skills	37%	Self-Injurious Behavior	0%
Social Functioning	23%	Grave Disability	0%
Residential Stability	43%	Criminal Behavior	60%
Employ'm't	31%	Exploitation	100%
Medication Adherence	48%		
Cultural Stress	23%		

FY19-20 Q4 Objective A.2 ANSA Outcomes Item-Level Report
Curry Senior Center Behavioral H(38ISBH)

Didn't Improve
 Improved
 This report looks at current ANSAs to see how many clients improved on items rated 2 or 3 from the prior ANSA.

Num of episodes w/ min. 2 ANSAs: **8** Average days between ANSAs: **333.1** % clients improved on min. 30% of actionable items: **43% (= 3/7)**



This report reflects data from 7/1/2019 - 6/30/2020

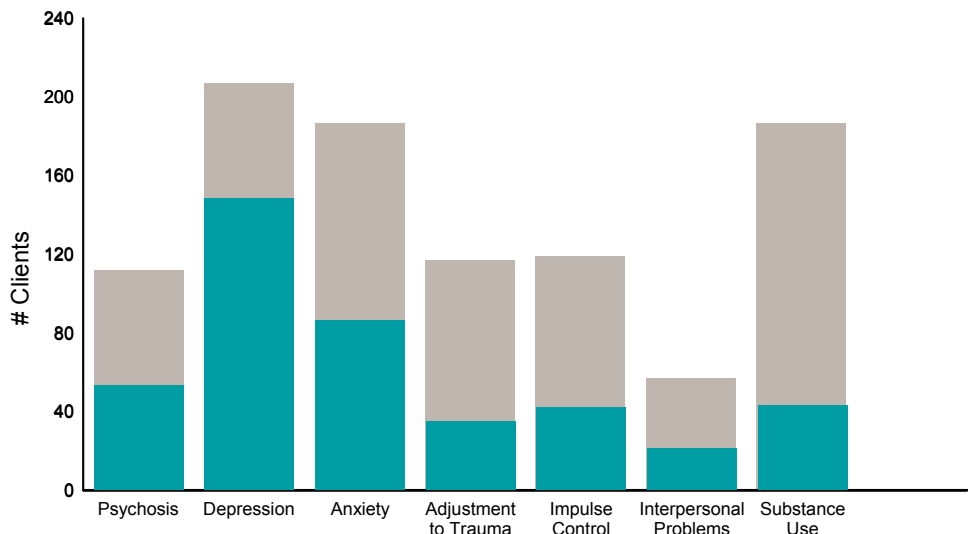


FY19-20 Q4 Objective A.2 ANSA Outcomes Item-Level Report
Dore House Crisis Res & OP (38GM3 & 38GM1)

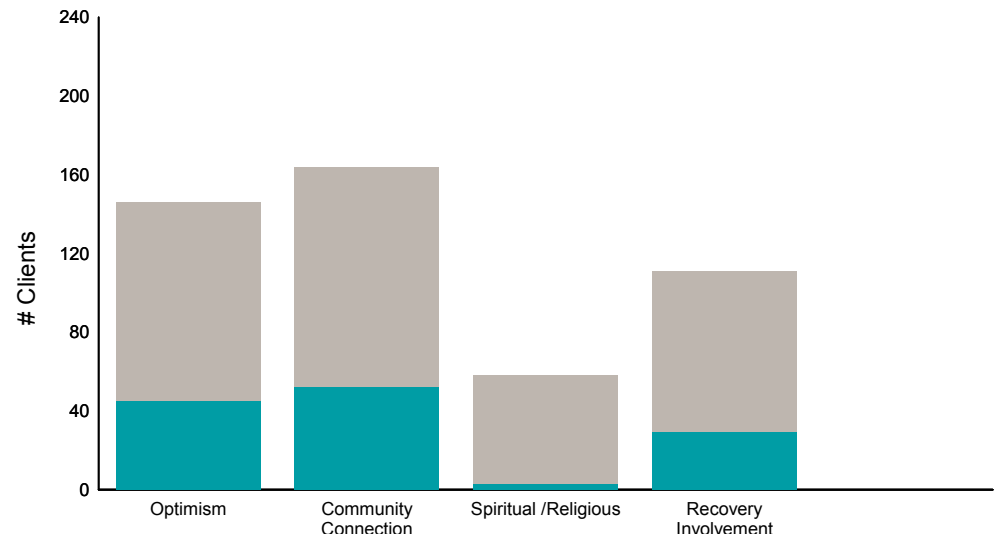
Didn't Improve
 Improved
 This report looks at current ANSAs to see how many clients improved on items rated 2 or 3 from the prior ANSA.

Num of episodes w/ min. 2 ANSAs: 220 Average days between ANSAs: 18.5 % clients improved on min. 30% of actionable items: **57% (= 125/220)**

Behavioral Health Domain

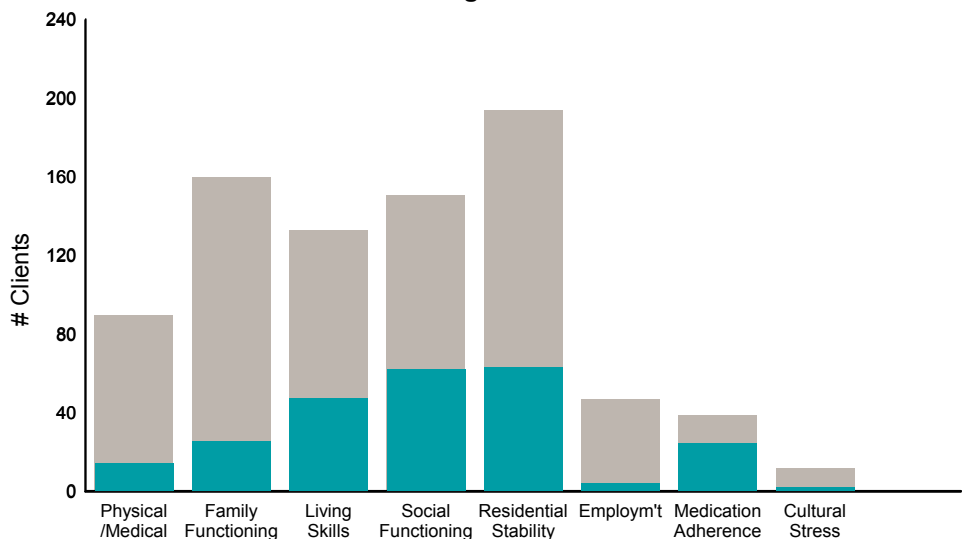


Strengths

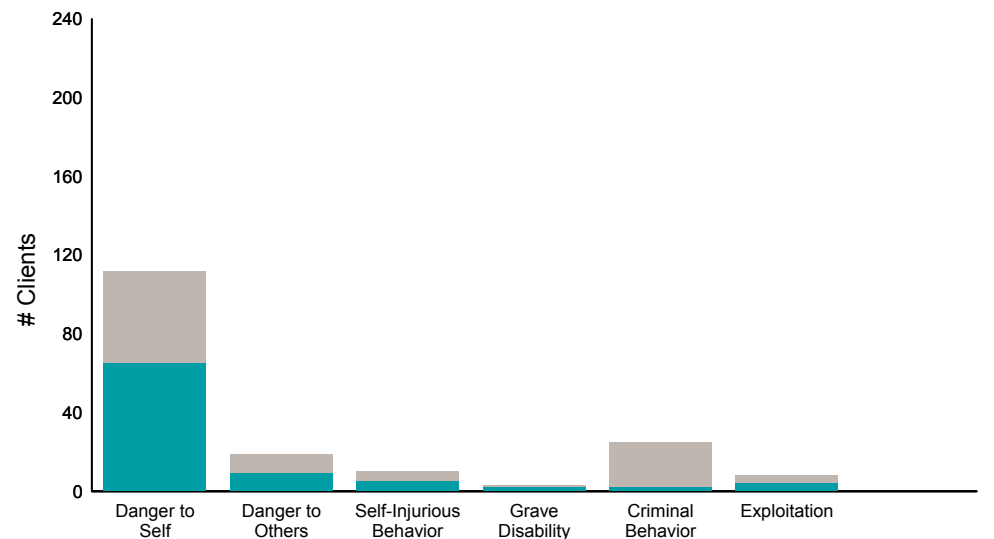


Item	% improvement
Psychosis	47%
Depression	71%
Anxiety	46%
Adjustment to Trauma	30%
Impulse Control	35%
Interpersonal Problems	37%
Substance Use	23%
Optimism	31%
Community Connection	32%
Spiritual /Religious	5%
Recovery Involvement	26%

Life Domain Functioning



Risk Behaviors



Item	% improvement
Physical /Medical	16%
Family Functioning	16%
Living Skills	35%
Social Functioning	41%
Residential Stability	32%
Employ'm't	9%
Medication Adherence	62%
Cultural Stress	17%
Danger to Self	58%
Danger to Others	47%
Self-Injurious Behavior	50%
Grave Disability	67%
Criminal Behavior	8%
Exploitation	50%

This report reflects data from 7/1/2019 - 6/30/2020

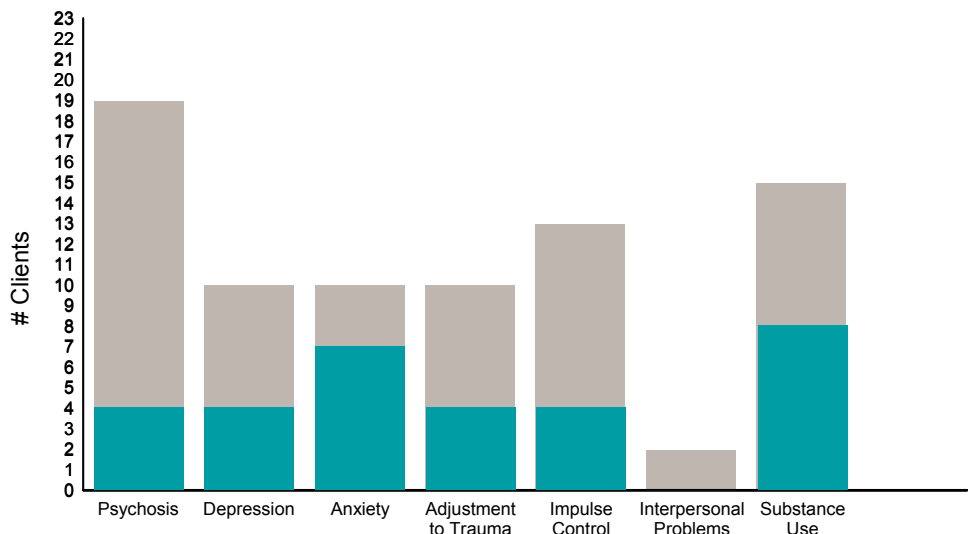


FY19-20 Q4 Objective A.2 ANSA Outcomes Item-Level Report
Dorine Loso House Resid and Day Tx (38GH1, 38GH2)

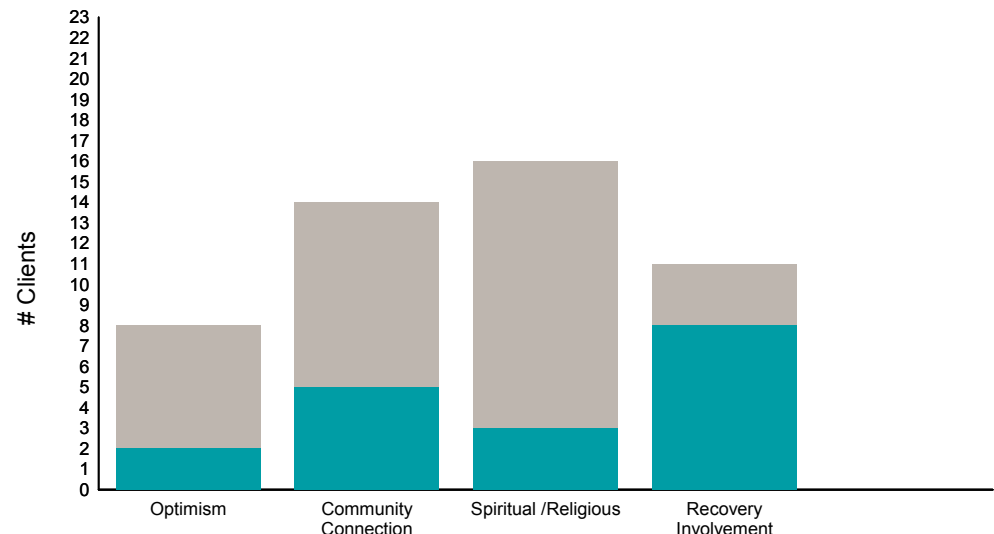
Didn't Improve
 Improved
 This report looks at current ANSAs to see how many clients improved on items rated 2 or 3 from the prior ANSA.

Num of episodes w/ min. 2 ANSAs: **23** Average days between ANSAs: **191.6** % clients improved on min. 30% of actionable items: **70% (= 16/23)**

Behavioral Health Domain

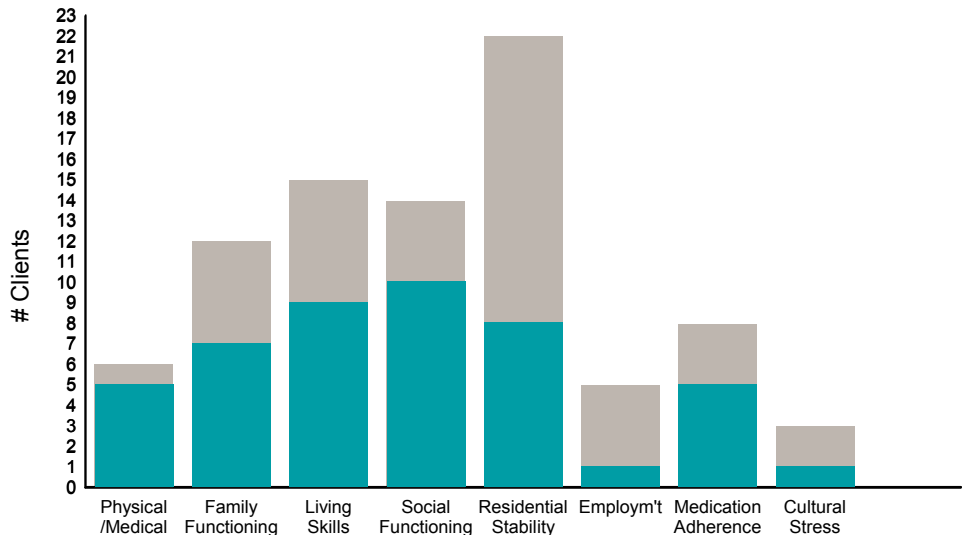


Strengths

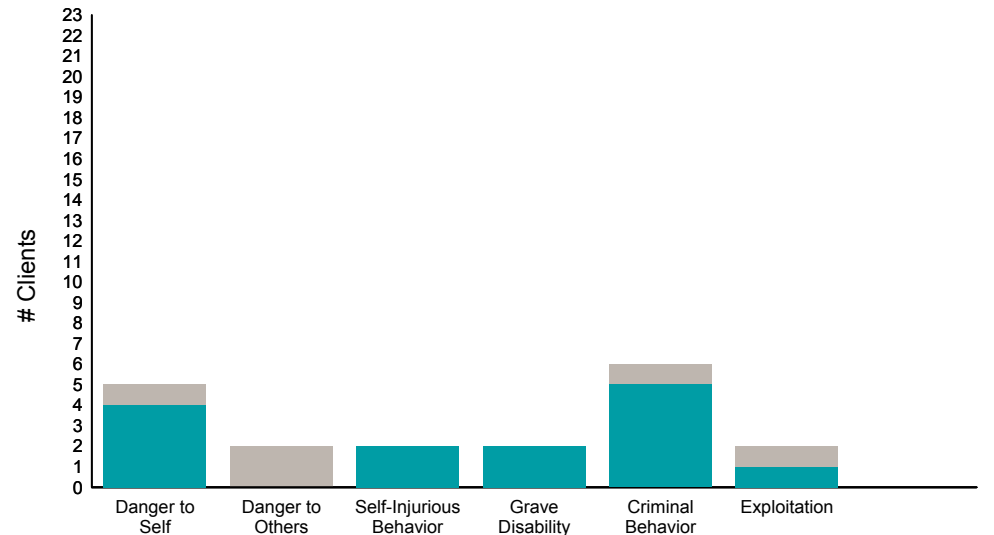


Item	% improvement
Psychosis	21% (4/19)
Depression	40% (4/10)
Anxiety	70% (7/10)
Adjustment to Trauma	40% (4/10)
Impulse Control	31% (4/13)
Interpersonal Problems	0% (0/2)
Substance Use	53% (8/15)
Optimism	25% (2/8)
Community Connection	36% (5/14)
Spiritual /Religious	19% (3/16)
Recovery Involvement	73% (8/11)

Life Domain Functioning



Risk Behaviors



Item	% improvement
Physical /Medical	83% (5/6)
Family Functioning	58% (7/12)
Living Skills	60% (9/15)
Social Functioning	71% (10/14)
Residential Stability	36% (8/22)
Employ'm't	20% (1/5)
Medication Adherence	63% (5/8)
Cultural Stress	33% (1/3)
Danger to Self	80% (4/5)
Danger to Others	0% (0/2)
Self-Injurious Behavior	100% (2/2)
Grave Disability	100% (2/2)
Criminal Behavior	83% (5/6)
Exploitation	50% (1/2)

This report reflects data from 7/1/2019 - 6/30/2020

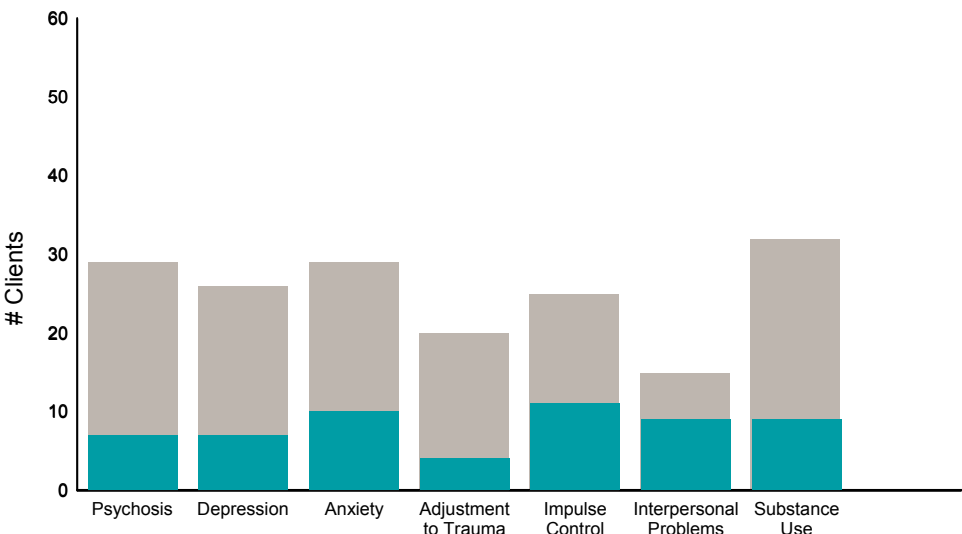


FY19-20 Q4 Objective A.2 ANSA Outcomes Item-Level Report
FSA Adult Care Management (3822OP)

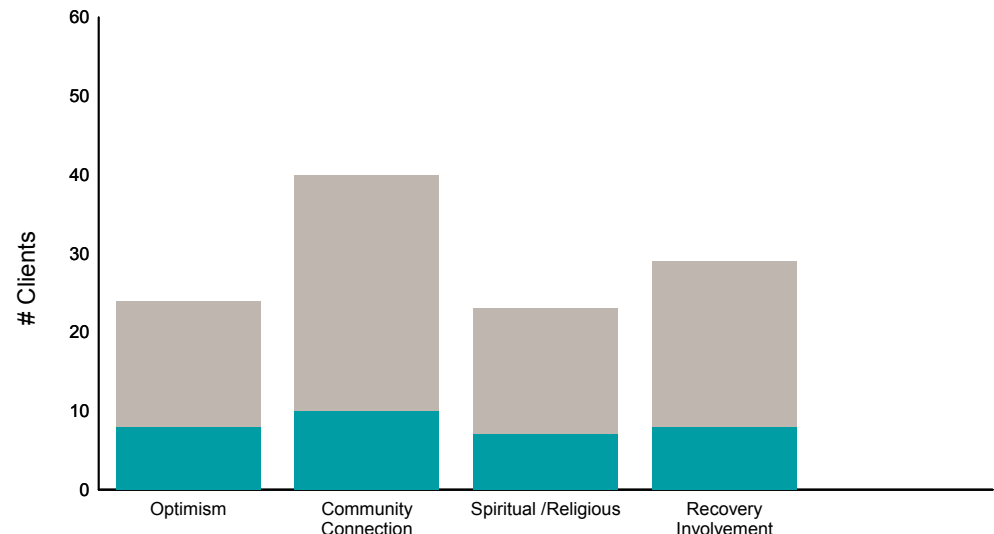
Didn't Improve
 Improved
 This report looks at current ANSAs to see how many clients improved on items rated 2 or 3 from the prior ANSA.

Num of episodes w/ min. 2 ANSAs: **53** Average days between ANSAs: **319.7** % clients improved on min. 30% of actionable items: **53% (= 28/53)**

Behavioral Health Domain

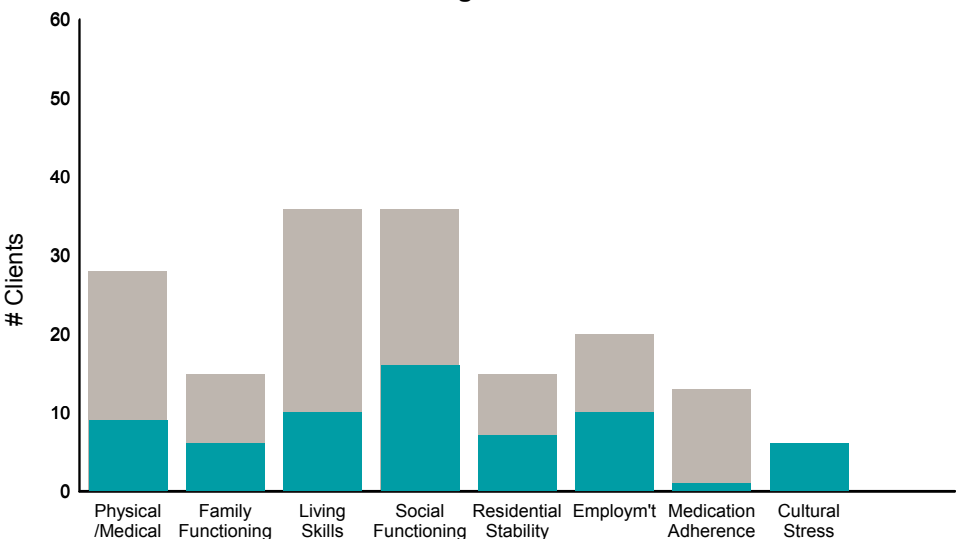


Strengths

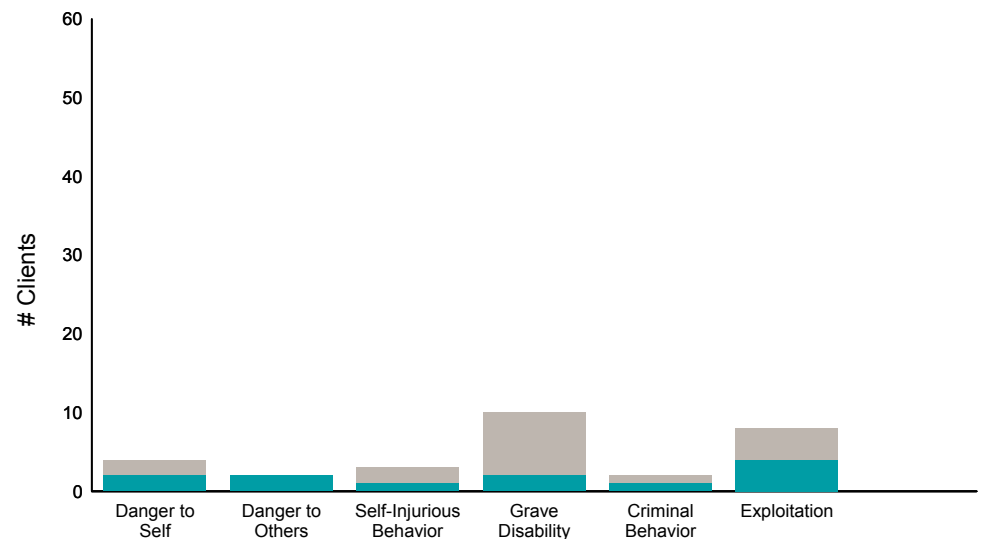


Item	% improvement	Count
Psychosis	24%	7/29
Depression	27%	7/26
Anxiety	34%	10/29
Adjustment to Trauma	20%	4/20
Impulse Control	44%	11/25
Interpersonal Problems	60%	9/15
Substance Use	28%	9/32
Optimism	33%	8/24
Community Connection	25%	10/40
Spiritual /Religious	30%	7/23
Recovery Involvement	28%	8/29

Life Domain Functioning



Risk Behaviors



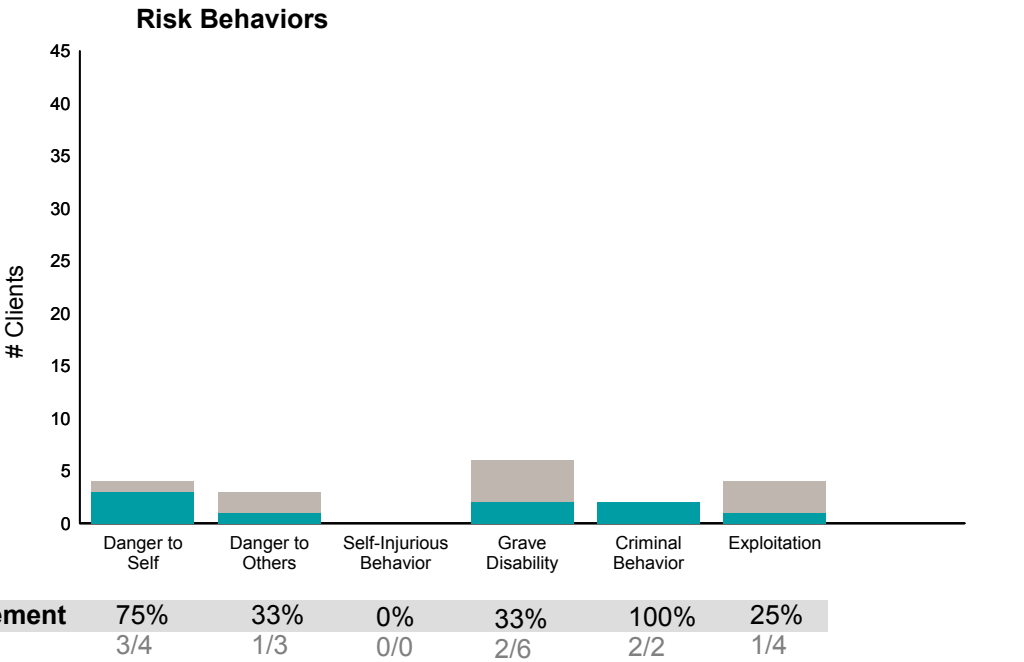
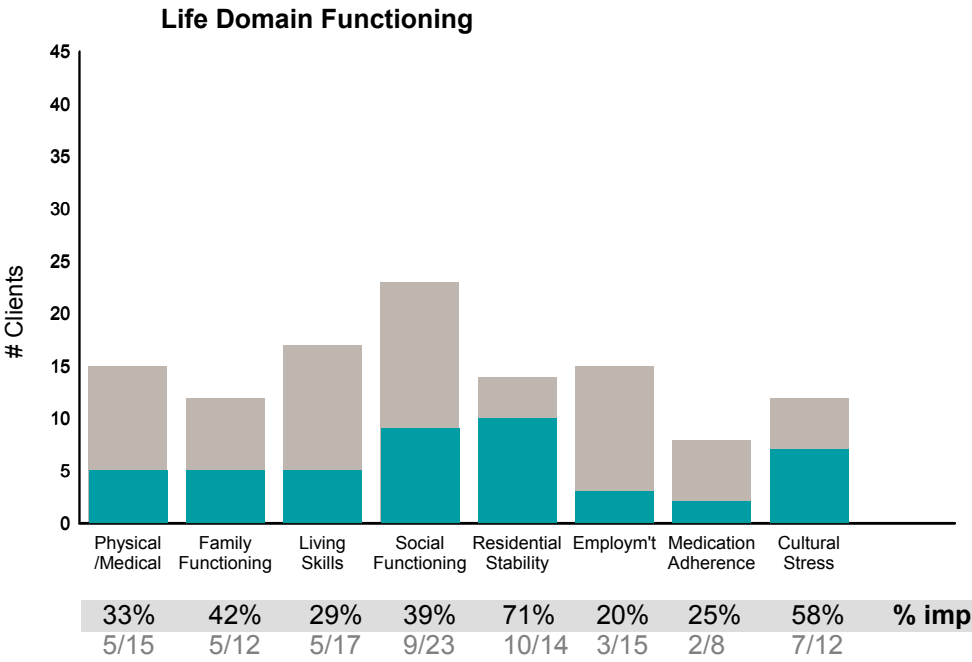
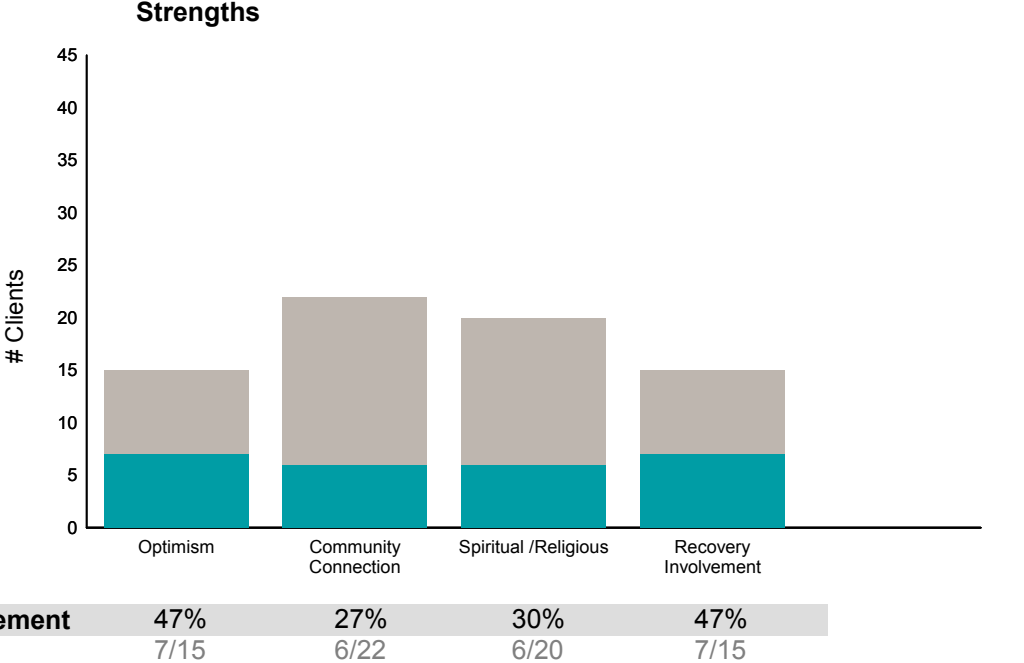
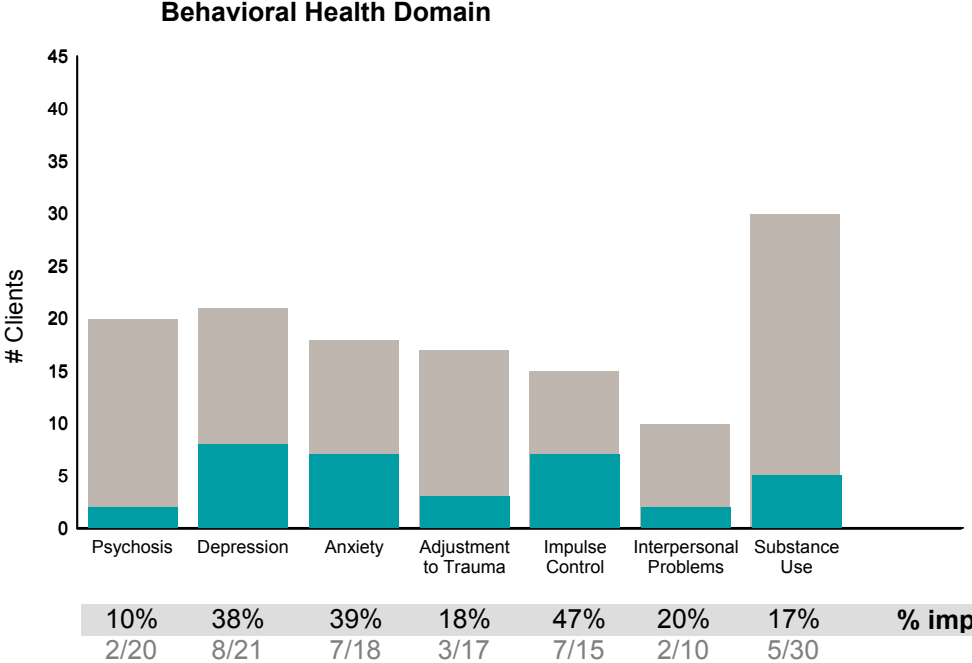
Item	% improvement	Count
Physical /Medical	32%	9/28
Family Functioning	40%	6/15
Living Skills	28%	10/36
Social Functioning	44%	16/36
Residential Stability	47%	7/15
Employ'm't	50%	10/20
Medication Adherence	8%	1/13
Cultural Stress	100%	6/6
Danger to Self	50%	2/4
Danger to Others	100%	2/2
Self-Injurious Behavior	33%	1/3
Grave Disability	20%	2/10
Criminal Behavior	50%	1/2
Exploitation	50%	4/8

This report reflects data from 7/1/2019 - 6/30/2020

FY19-20 Q4 Objective A.2 ANSA Outcomes Item-Level Report
FSA Adult FSP Outpatient MHSA (3822A3)

Didn't Improve
 Improved
 This report looks at current ANSAs to see how many clients improved on items rated 2 or 3 from the prior ANSA.

Num of episodes w/ min. 2 ANSAs: 45 Average days between ANSAs: 332.9 % clients improved on min. 30% of actionable items: **51% (= 22/43)**



This report reflects data from 7/1/2019 - 6/30/2020

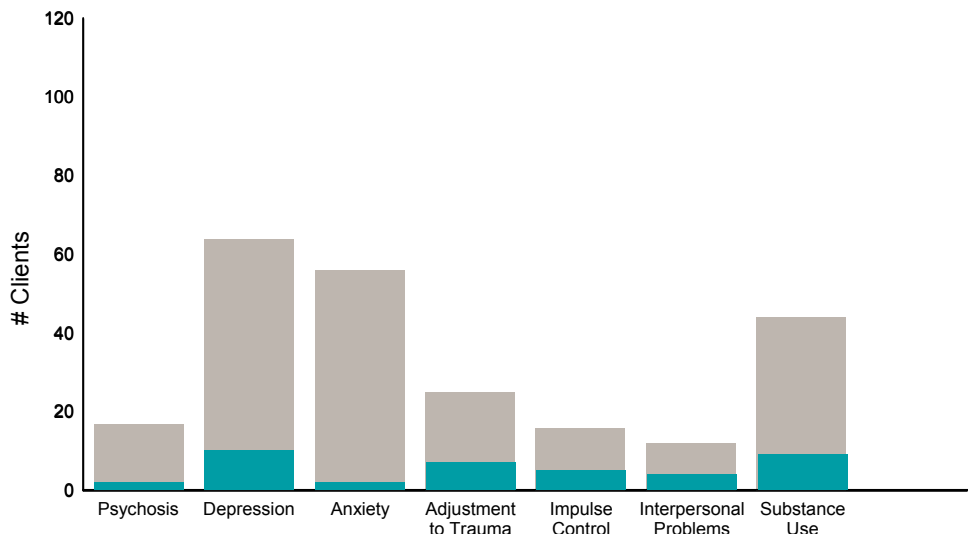


FY19-20 Q4 Objective A.2 ANSA Outcomes Item-Level Report
 FSA Fam Svc Agy Geriatric OP (38223MH)

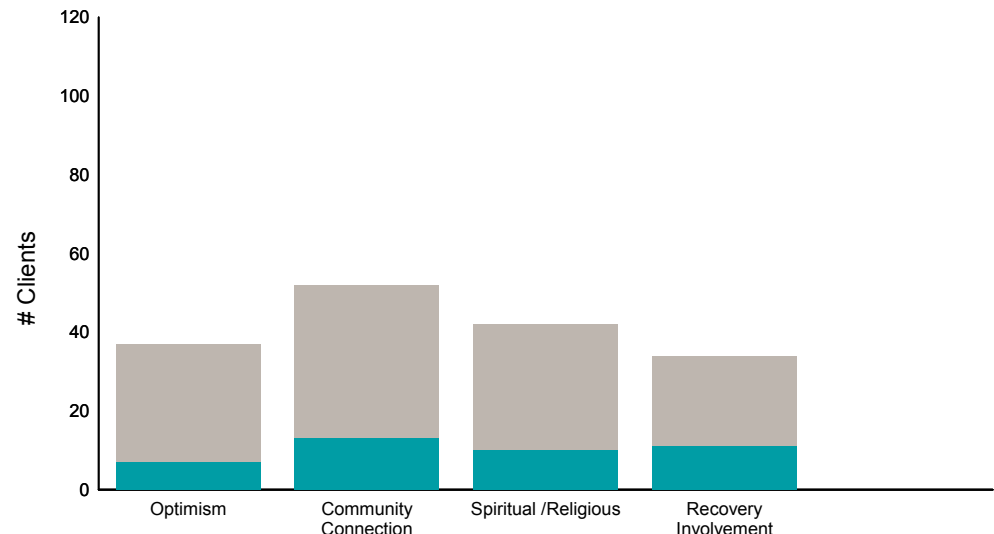
Didn't Improve
 Improved
 This report looks at current ANSAs to see how many clients improved on items rated 2 or 3 from the prior ANSA.

Num of episodes w/ min. 2 ANSAs: 118 Average days between ANSAs: 318.4 % clients improved on min. 30% of actionable items: **23% (= 25/110)**

Behavioral Health Domain

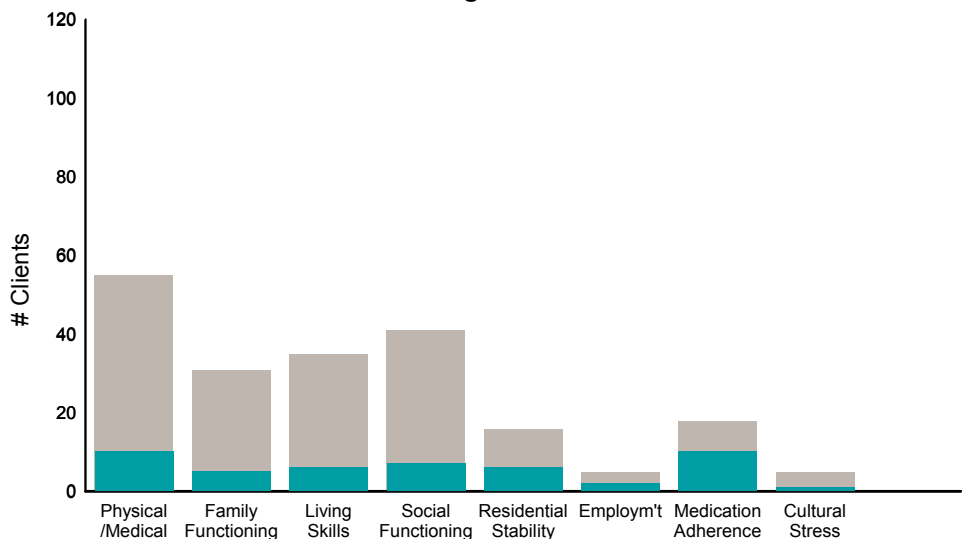


Strengths




Item	% improvement	Item	% improvement
Psychosis	12% (2/17)	Optimism	19% (7/37)
Depression	16% (10/64)	Community Connection	25% (13/52)
Anxiety	4% (2/56)	Spiritual /Religious	24% (10/42)
Adjustment to Trauma	28% (7/25)	Recovery Involvement	32% (11/34)
Impulse Control	31% (5/16)		
Interpersonal Problems	33% (4/12)		
Substance Use	20% (9/44)		

Life Domain Functioning



Risk Behaviors



Item	% improvement	Item	% improvement
Physical /Medical	18% (10/55)	Danger to Self	25% (1/4)
Family Functioning	16% (5/31)	Danger to Others	0% (0/0)
Living Skills	17% (6/35)	Self-Injurious Behavior	0% (0/1)
Social Functioning	17% (7/41)	Grave Disability	0% (0/0)
Residential Stability	38% (6/16)	Criminal Behavior	0% (0/0)
Employ'm't	40% (2/5)	Exploitation	100% (3/3)
Medication Adherence	56% (10/18)		
Cultural Stress	20% (1/5)		

This report reflects data from 7/1/2019 - 6/30/2020

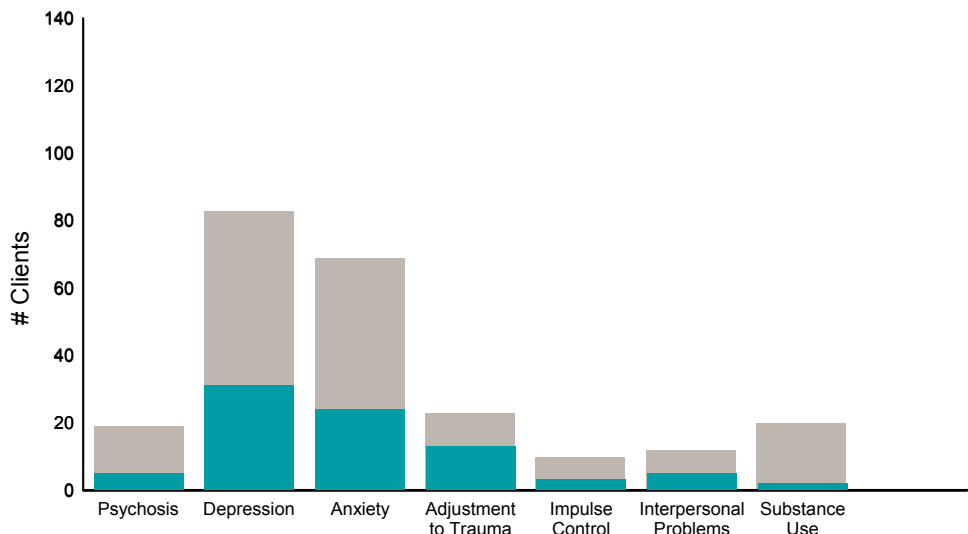


FY19-20 Q4 Objective A.2 ANSA Outcomes Item-Level Report
FSA Geriatric Services-West OP (89903)

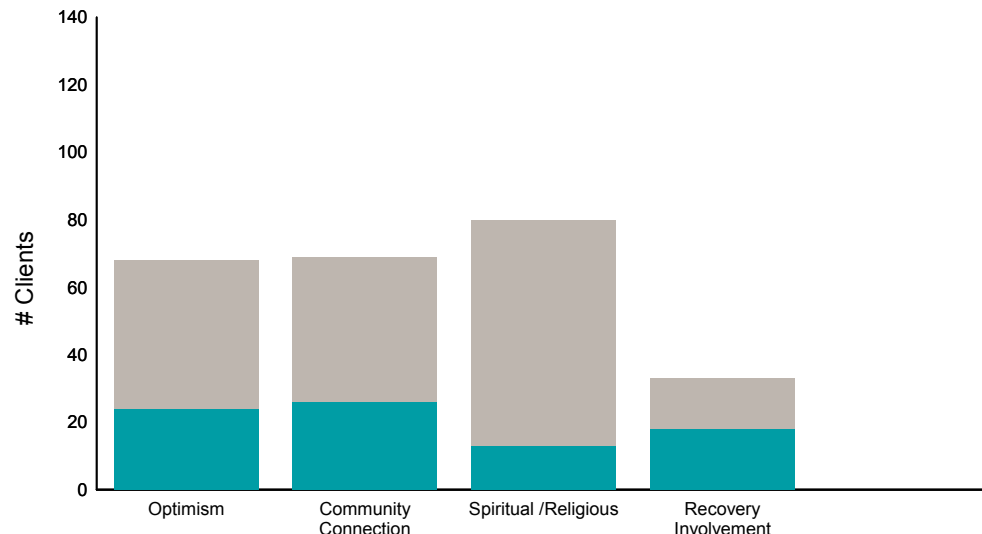
Didn't Improve This report looks at current ANSAs to see how many clients improved on items rated 2 or 3 from the prior ANSA.
 Improved

Num of episodes w/ min. 2 ANSAs: 134 Average days between ANSAs: 295.2 % clients improved on min. 30% of actionable items: **57% (= 75/132)**

Behavioral Health Domain

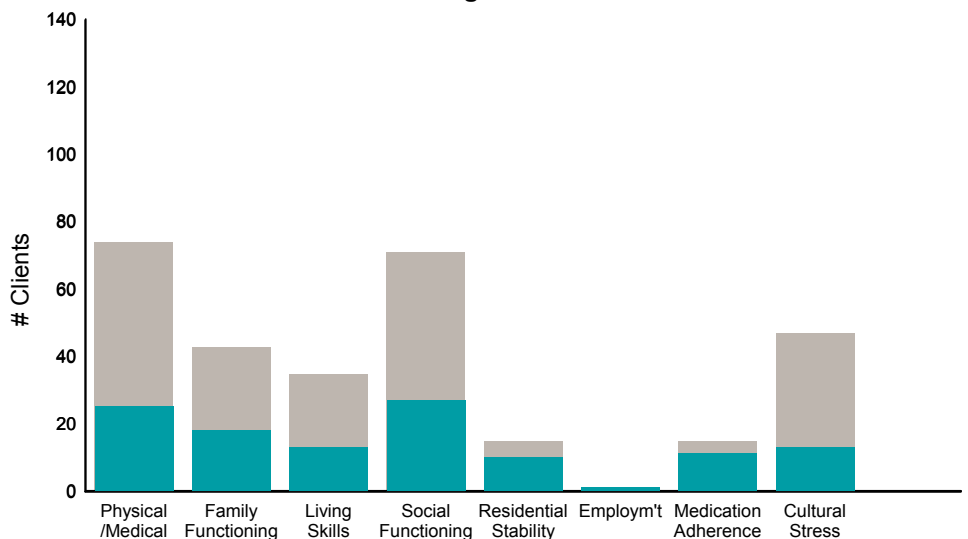


Strengths

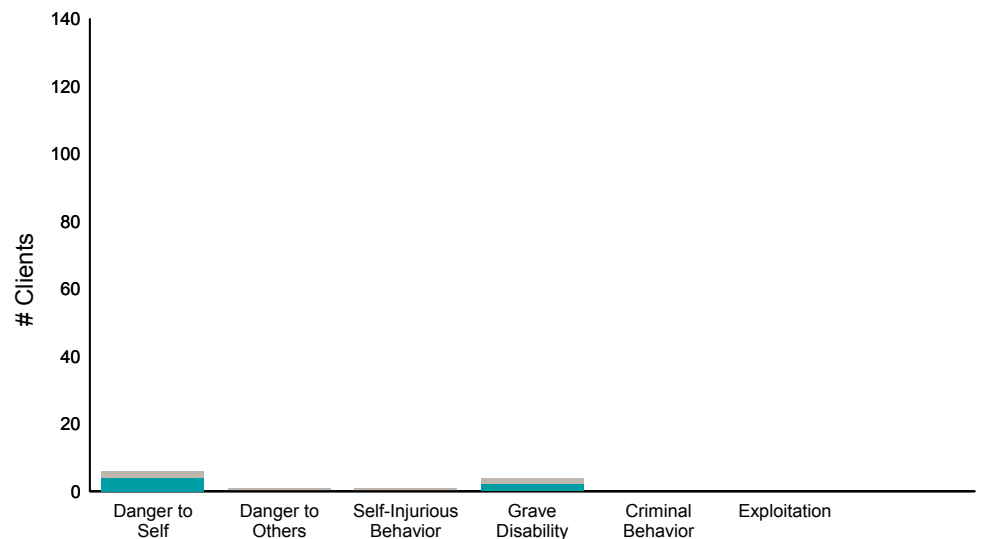


Item	% improvement
Psychosis	26% (5/19)
Depression	37% (31/83)
Anxiety	35% (24/69)
Adjustment to Trauma	57% (13/23)
Impulse Control	30% (3/10)
Interpersonal Problems	42% (5/12)
Substance Use	10% (2/20)
Optimism	35% (24/68)
Community Connection	38% (26/69)
Spiritual /Religious	16% (13/80)
Recovery Involvement	55% (18/33)

Life Domain Functioning



Risk Behaviors

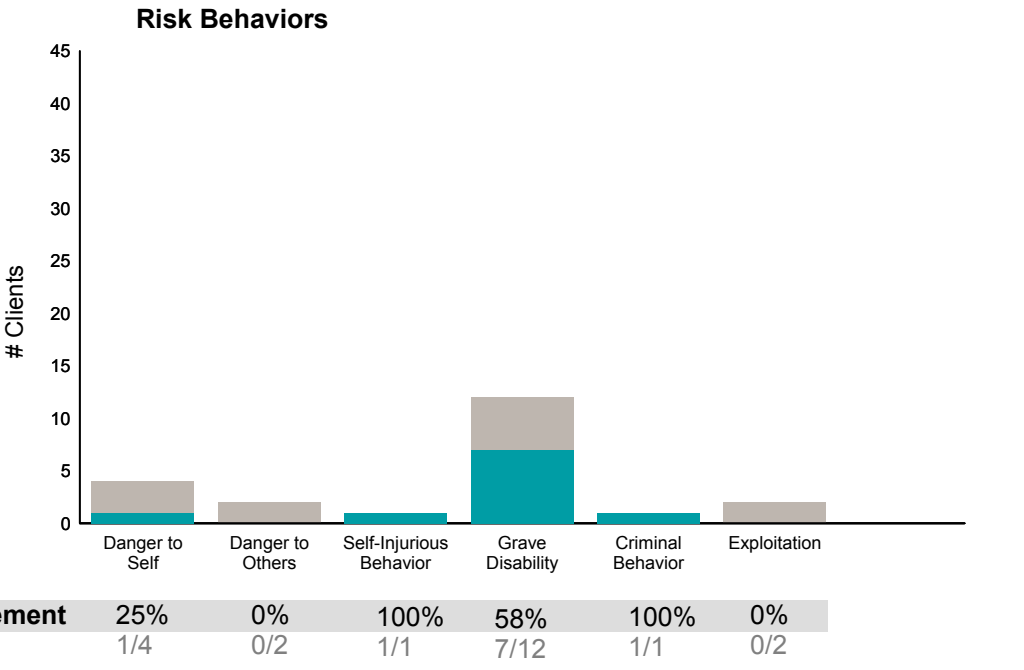
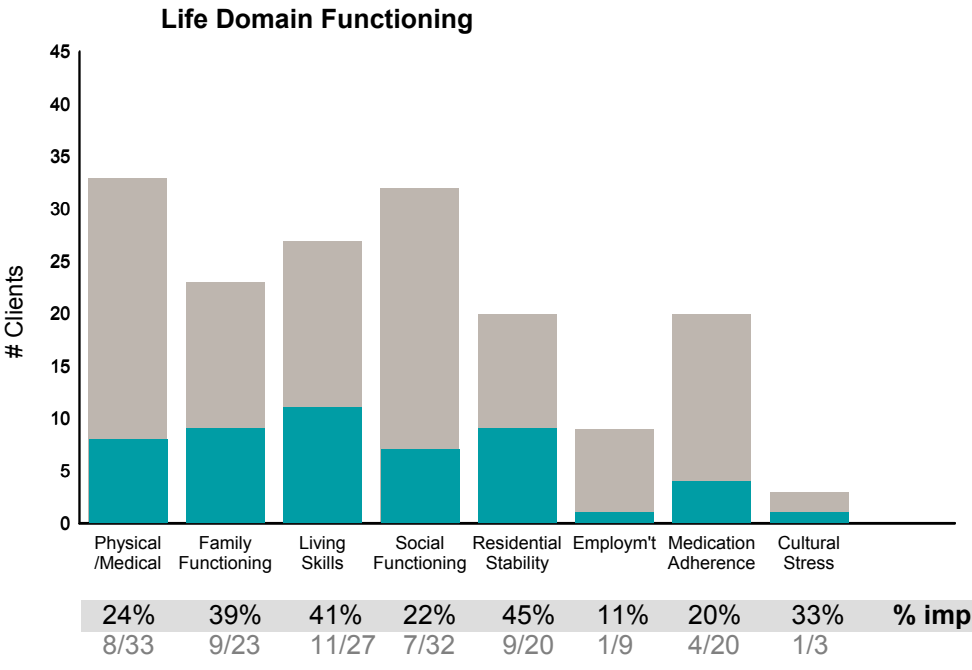
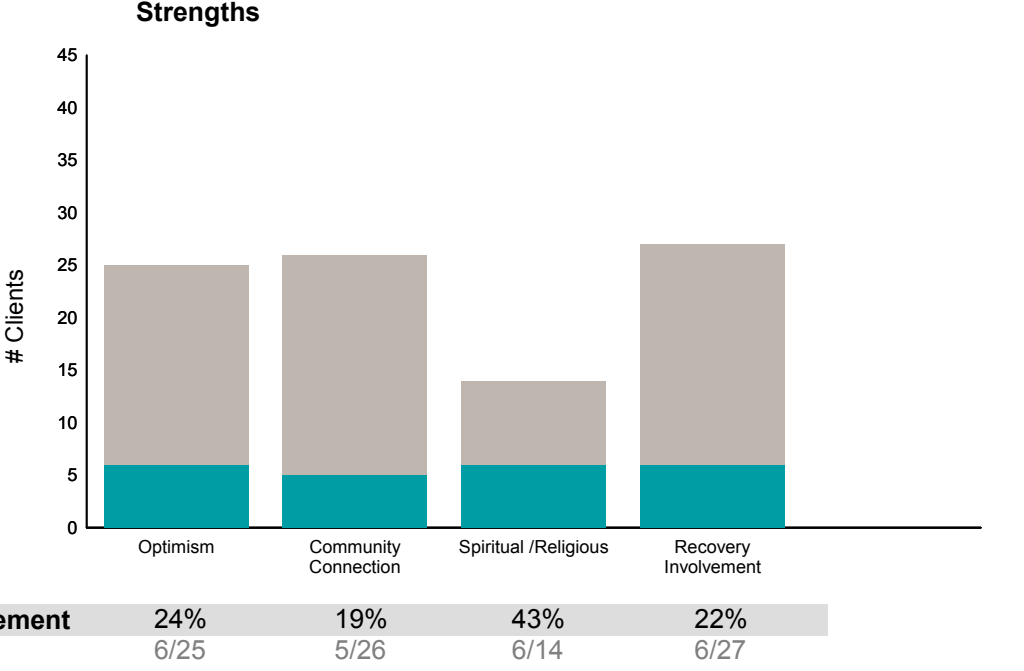
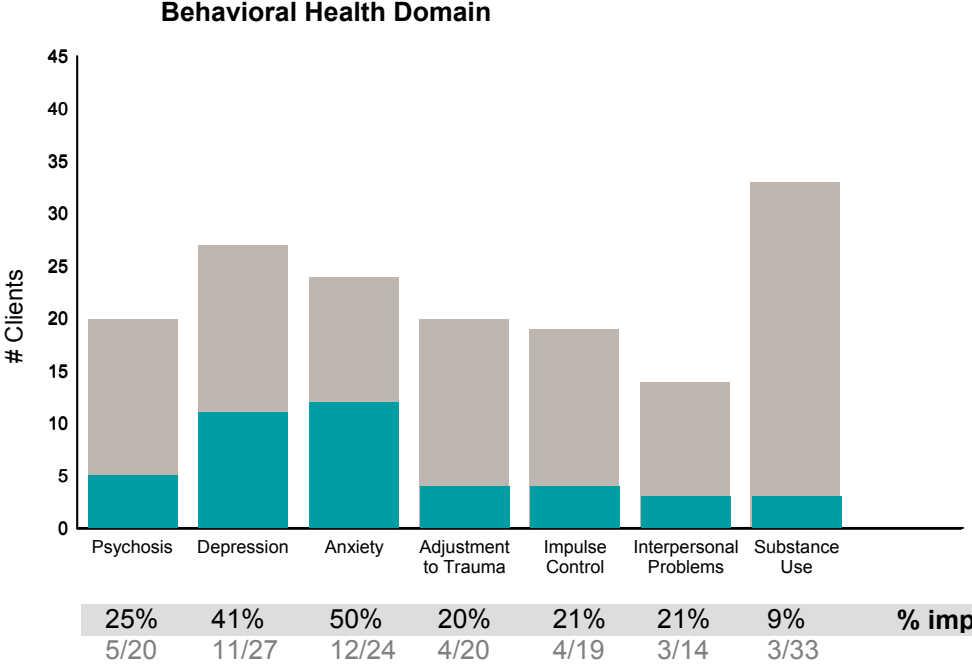


Item	% improvement
Physical /Medical	34% (25/74)
Family Functioning	42% (18/43)
Living Skills	37% (13/35)
Social Functioning	38% (27/71)
Residential Stability	67% (10/15)
Employ'm't	100% (1/1)
Medication Adherence	73% (11/15)
Cultural Stress	28% (13/47)
Danger to Self	67% (4/6)
Danger to Others	0% (0/1)
Self-Injurious Behavior	0% (0/1)
Grave Disability	50% (2/4)
Criminal Behavior	0% (0/0)
Exploitation	0% (0/0)

FY19-20 Q4 Objective A.2 ANSA Outcomes Item-Level Report
FSA Older Adult INT Case MGM (382213)

Didn't Improve
 Improved
 This report looks at current ANSAs to see how many clients improved on items rated 2 or 3 from the prior ANSA.

Num of episodes w/ min. 2 ANSAs: 41 Average days between ANSAs: 289.0 % clients improved on min. 30% of actionable items: **39% (= 16/41)**



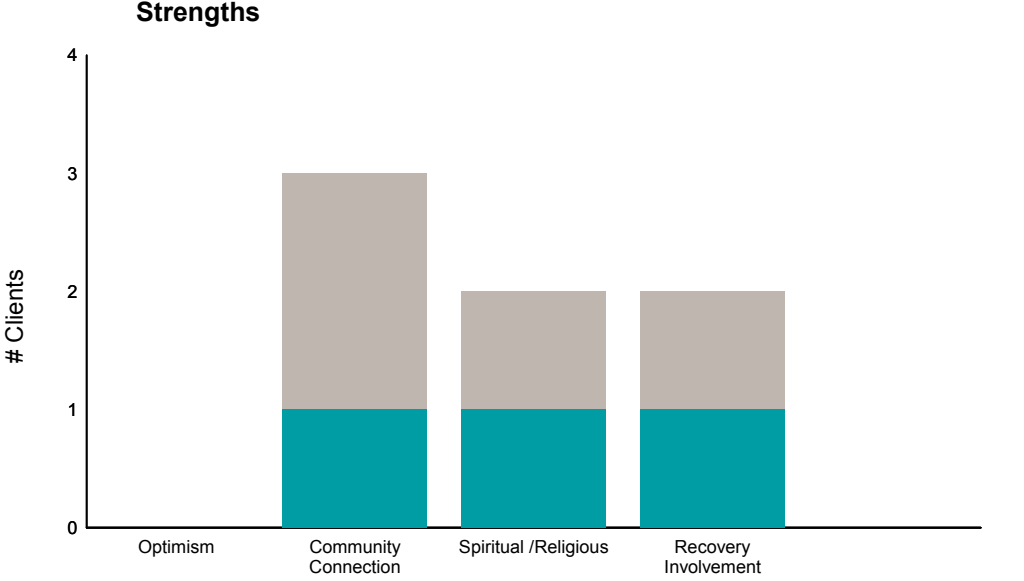
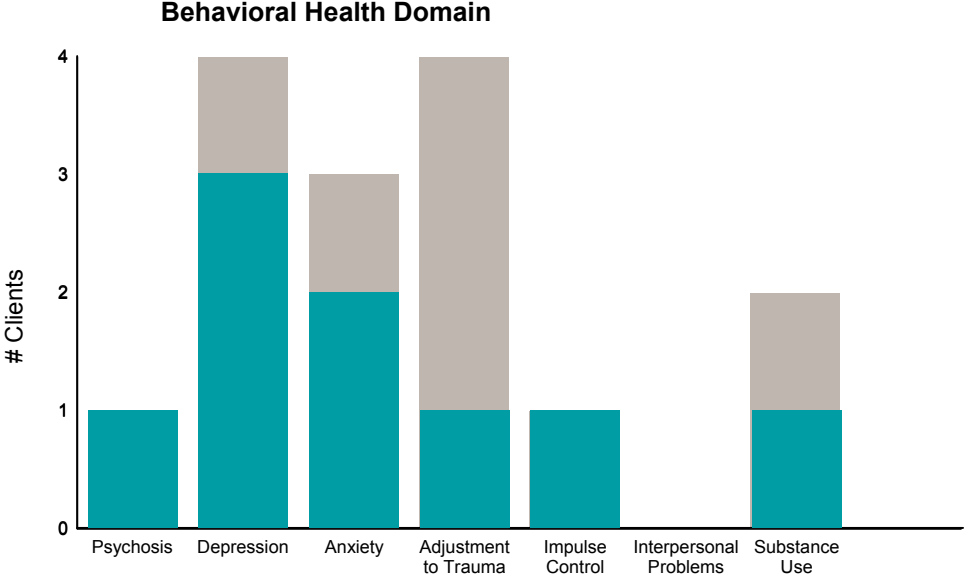
This report reflects data from 7/1/2019 - 6/30/2020



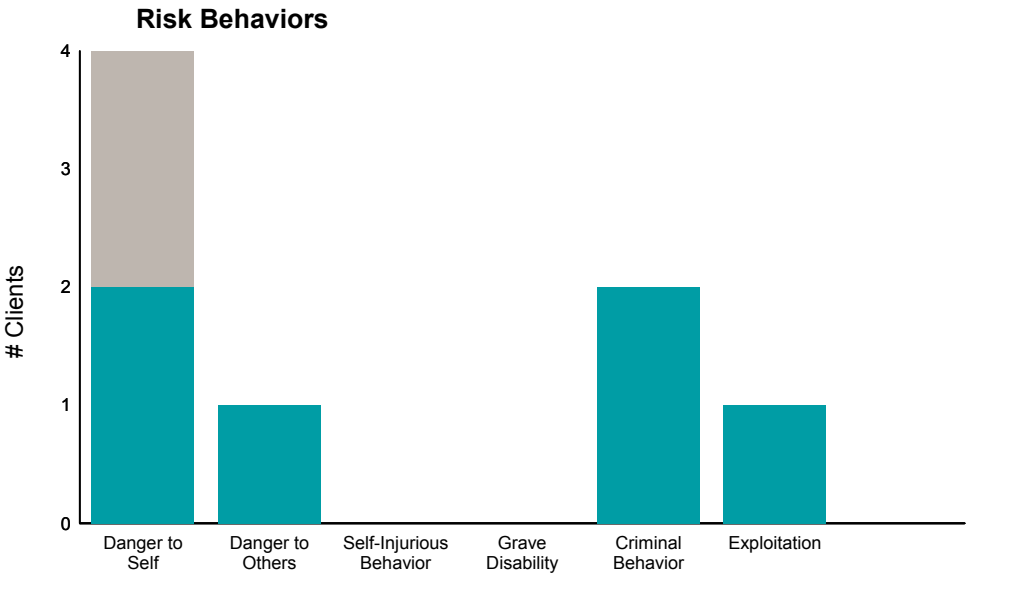
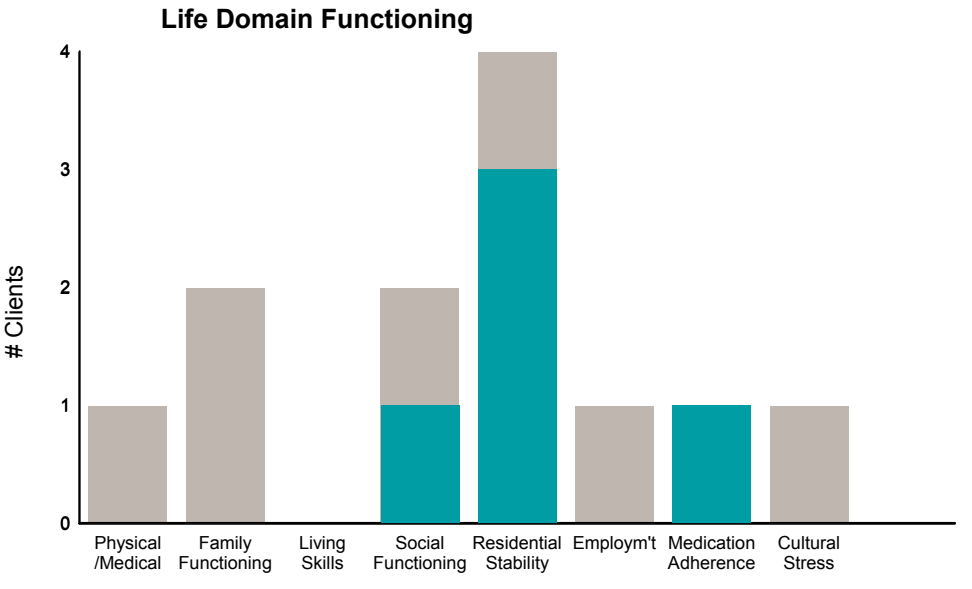
FY19-20 Q4 Objective A.2 ANSA Outcomes Item-Level Report
FSA TAY Acute Linkage (3822TL)

Didn't Improve
 Improved
 This report looks at current ANSAs to see how many clients improved on items rated 2 or 3 from the prior ANSA.

Num of episodes w/ min. 2 ANSAs: **4** Average days between ANSAs: **72.5** % clients improved on min. 30% of actionable items: **100% (= 4/4)**



Item	Improved	Didn't Improve	% improvement
Psychosis	1/1	0/0	100%
Depression	3/4	1/0	75%
Anxiety	2/3	1/0	67%
Adjustment to Trauma	1/4	3/0	25%
Impulse Control	1/1	0/0	100%
Interpersonal Problems	0/0	0/0	0%
Substance Use	1/2	1/0	50%



Item	Improved	Didn't Improve	% improvement
Physical /Medical	0/1	1/0	0%
Family Functioning	0/2	2/0	0%
Living Skills	0/0	0/0	0%
Social Functioning	1/2	1/0	50%
Residential Stability	3/4	1/0	75%
Employ'm't	0/1	1/0	0%
Medication Adherence	1/1	0/0	100%
Cultural Stress	0/1	1/0	0%

This report reflects data from 7/1/2019 - 6/30/2020

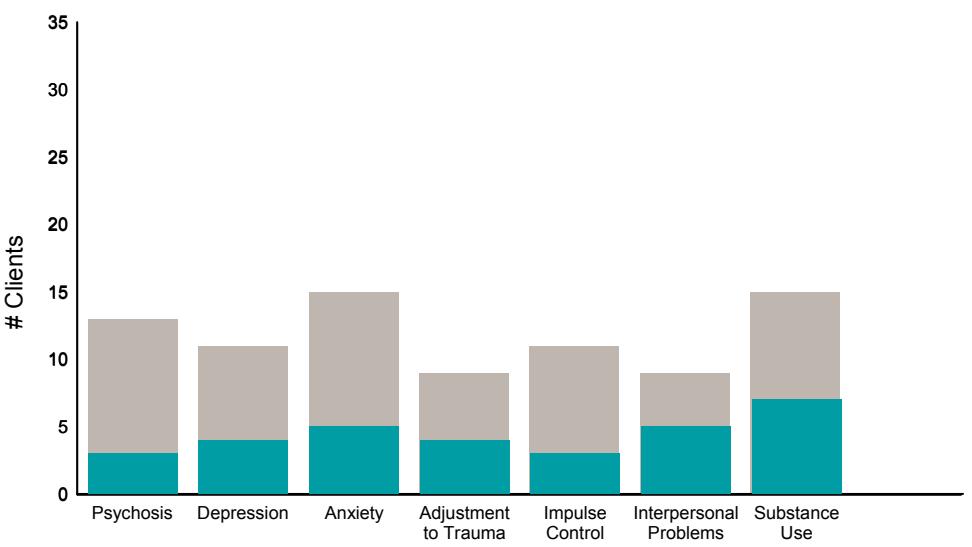


FY19-20 Q4 Objective A.2 ANSA Outcomes Item-Level Report
FSA TAY FSP Outpatient Svc (3822T3)

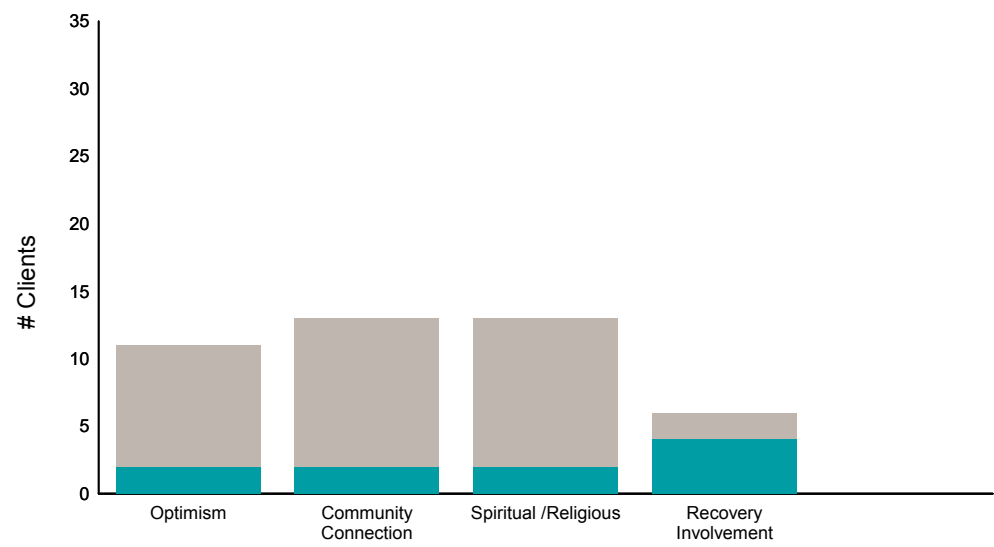
Didn't Improve
 Improved
 This report looks at current ANSAs to see how many clients improved on items rated 2 or 3 from the prior ANSA.

Num of episodes w/ min. 2 ANSAs: **32** Average days between ANSAs: **322.5** % clients improved on min. 30% of actionable items: **50% (= 15/30)**

Behavioral Health Domain

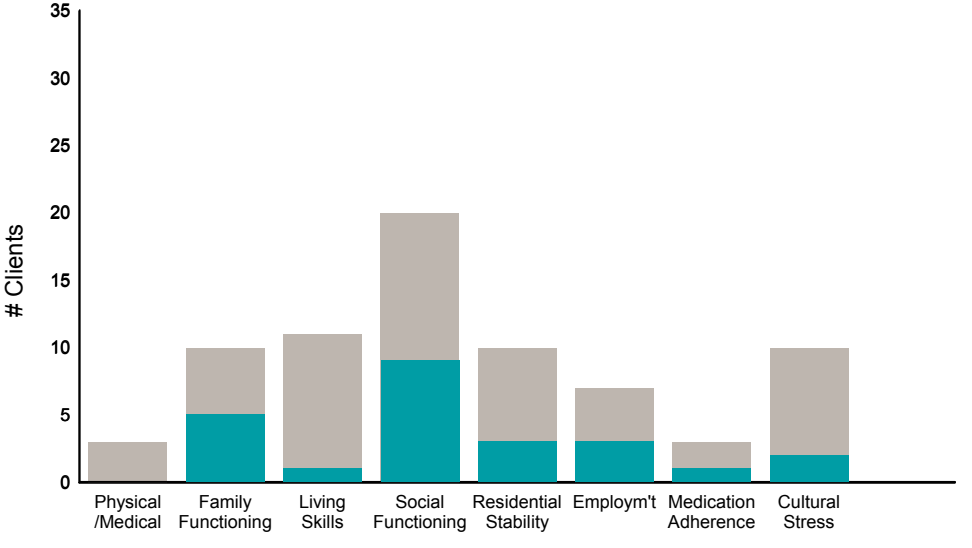


Strengths

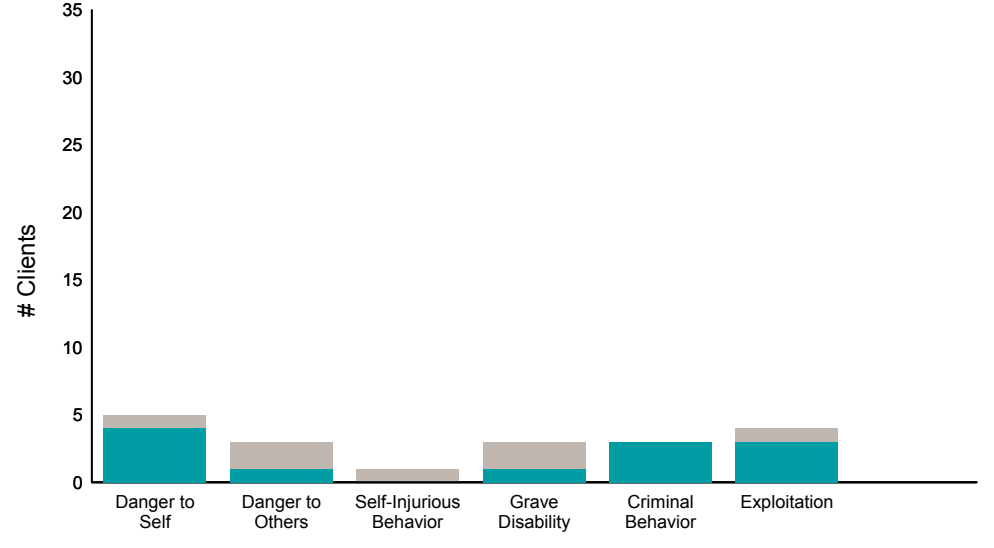


23%	36%	33%	44%	27%	56%	47%	% improvement	18%	15%	15%	67%
3/13	4/11	5/15	4/9	3/11	5/9	7/15		2/11	2/13	2/13	4/6

Life Domain Functioning



Risk Behaviors



0%	50%	9%	45%	30%	43%	33%	20%	% improvement	80%	33%	0%	33%	100%	75%
0/3	5/10	1/11	9/20	3/10	3/7	1/3	2/10		4/5	1/3	0/1	1/3	3/3	3/4

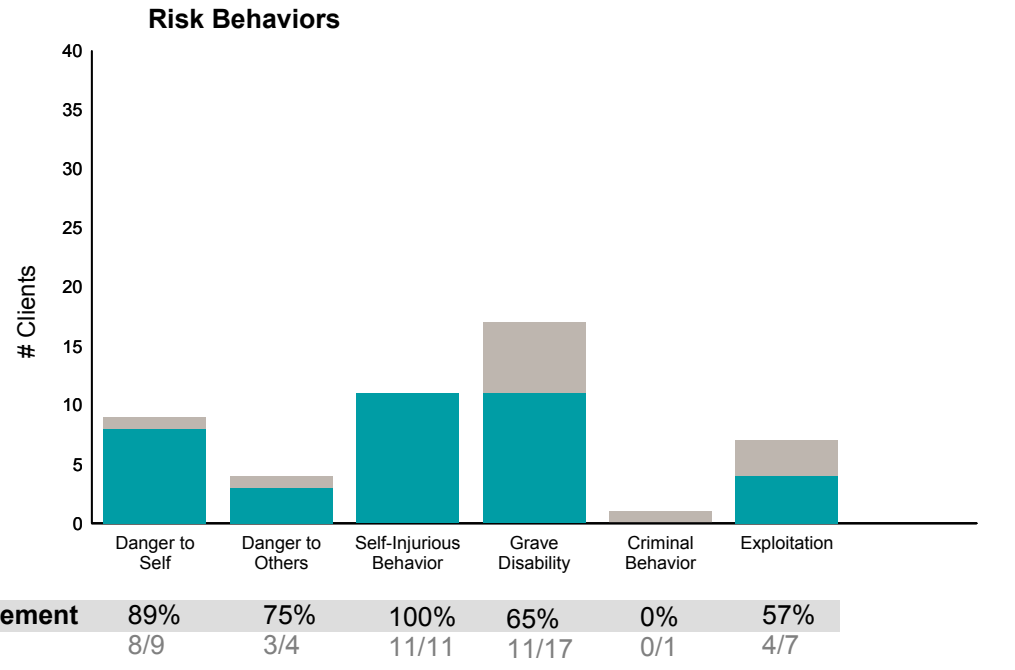
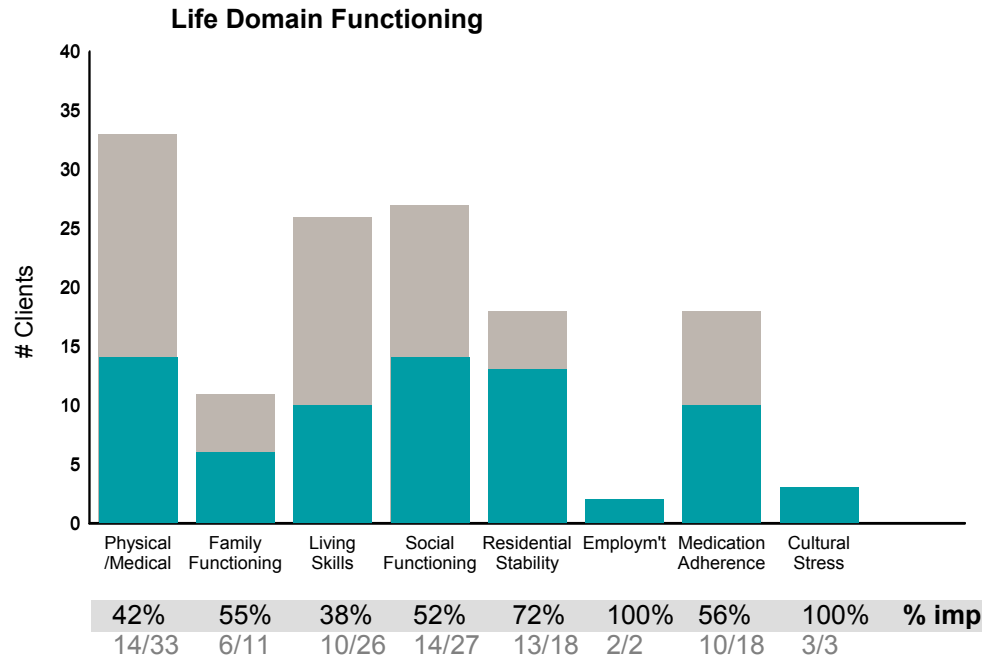
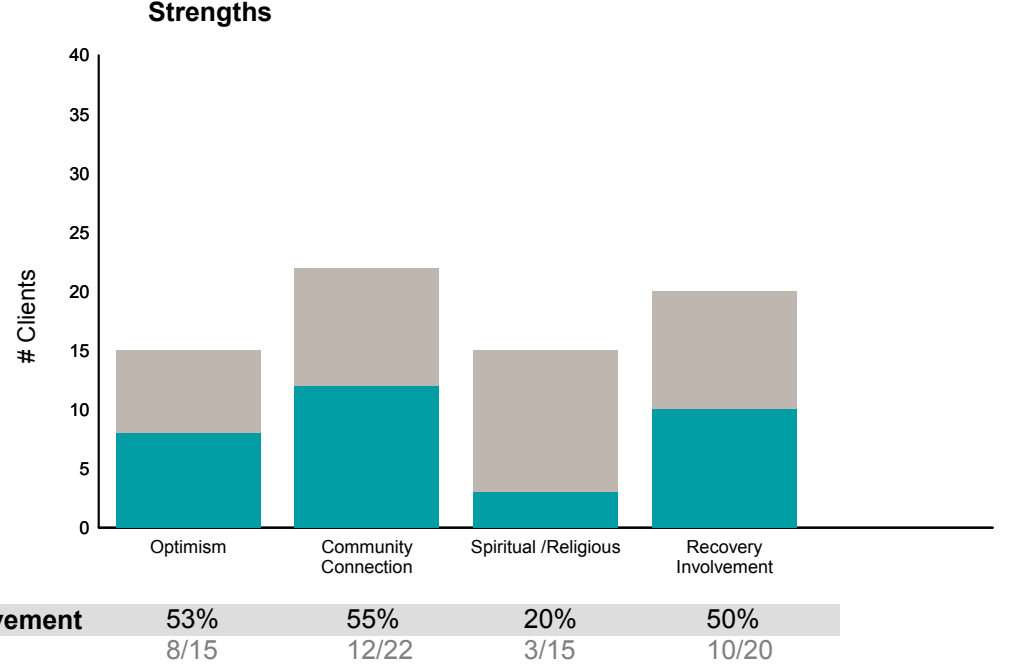
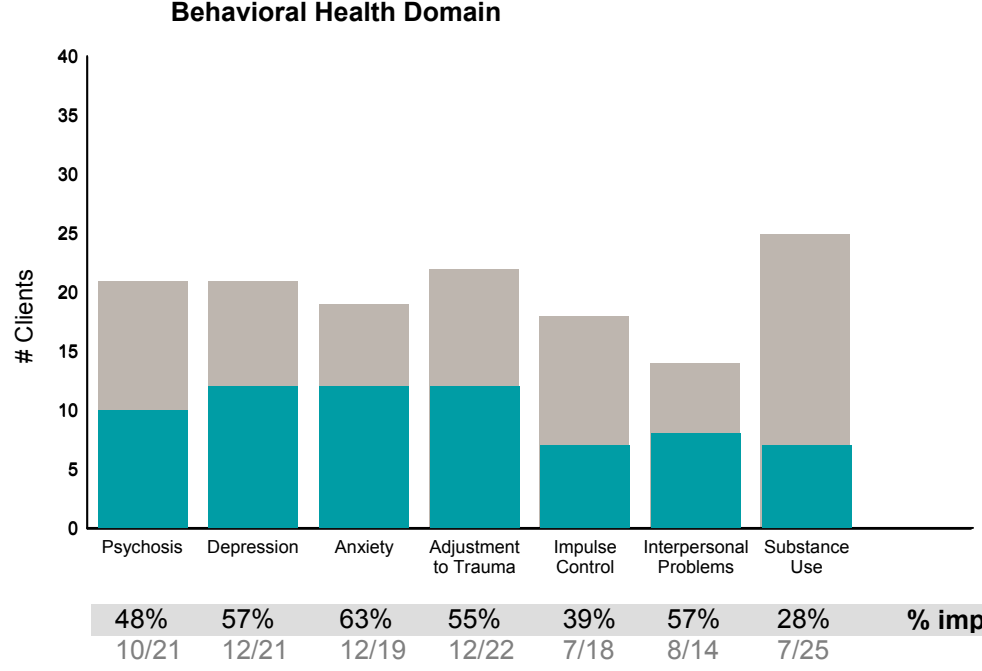
This report reflects data from 7/1/2019 - 6/30/2020



FY19-20 Q4 Objective A.2 ANSA Outcomes Item-Level Report
FSASF Older Adult FSP (3822G3)

Didn't Improve
 Improved
 This report looks at current ANSAs to see how many clients improved on items rated 2 or 3 from the prior ANSA.

Num of episodes w/ min. 2 ANSAs: **39** Average days between ANSAs: **315.1** % clients improved on min. 30% of actionable items: **74% (= 28/38)**



This report reflects data from 7/1/2019 - 6/30/2020

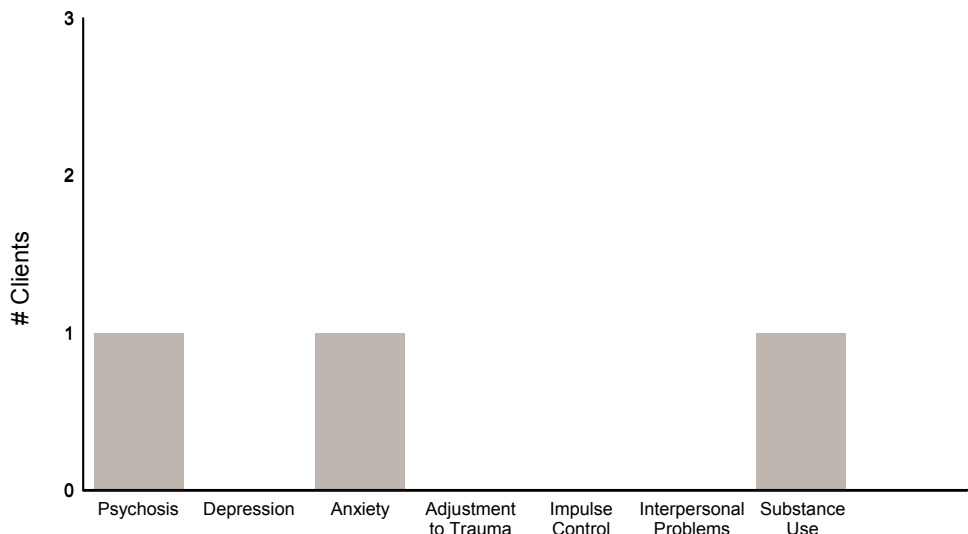


FY19-20 Q4 Objective A.2 ANSA Outcomes Item-Level Report
FSASF Sunnydale A/OA (OADSC) (38KKOA)

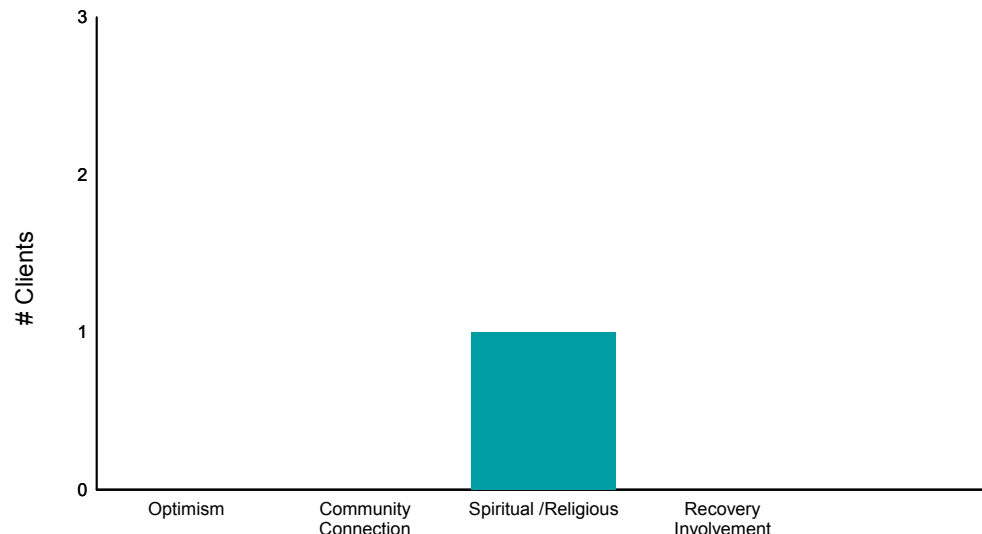
Didn't Improve
 Improved
 This report looks at current ANSAs to see how many clients improved on items rated 2 or 3 from the prior ANSA.

Num of episodes w/ min. 2 ANSAs: **3** Average days between ANSAs: **276.7** % clients improved on min. 30% of actionable items: **50% (= 1/2)**

Behavioral Health Domain

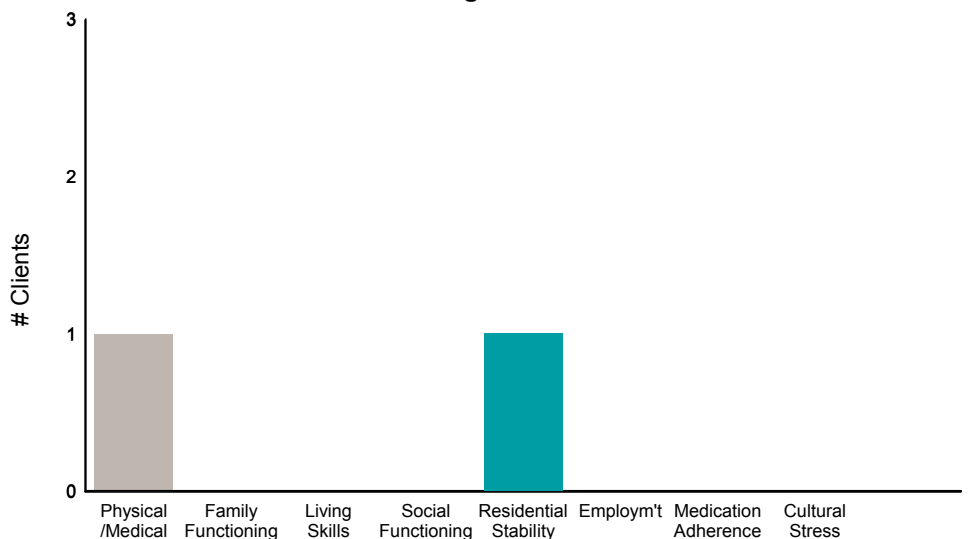


Strengths

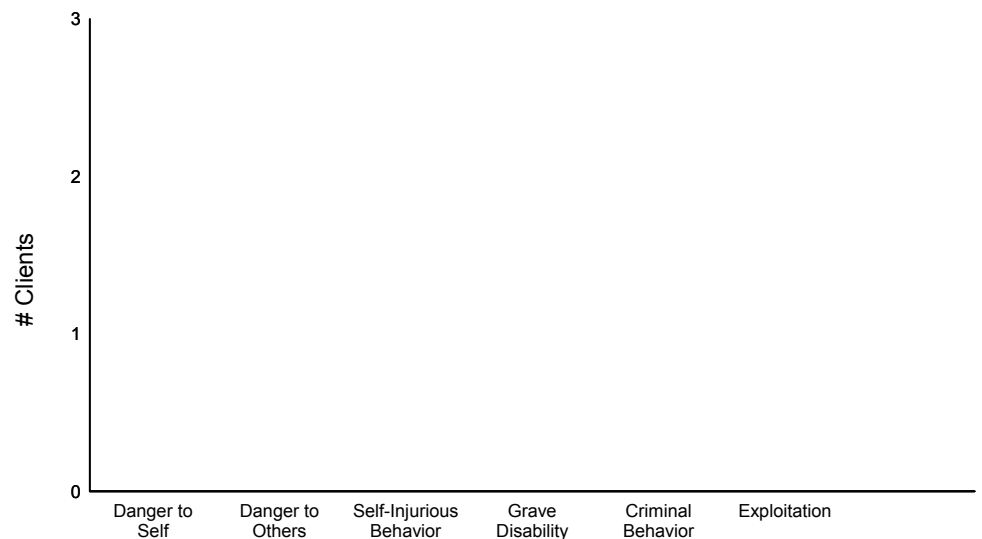


							% improvement				
0%	0%	0%	0%	0%	0%	0%	0%	0%	100%	0%	
0/1	0/0	0/1	0/0	0/0	0/0	0/1	0/0	0/0	1/1	0/0	

Life Domain Functioning



Risk Behaviors



								% improvement						
0%	0%	0%	0%	100%	0%	0%	0%	0%	0%	0%	0%	0%	0%	
0/1	0/0	0/0	0/0	1/1	0/0	0/0	0/0	0/0	0/0	0/0	0/0	0/0	0/0	

This report reflects data from 7/1/2019 - 6/30/2020

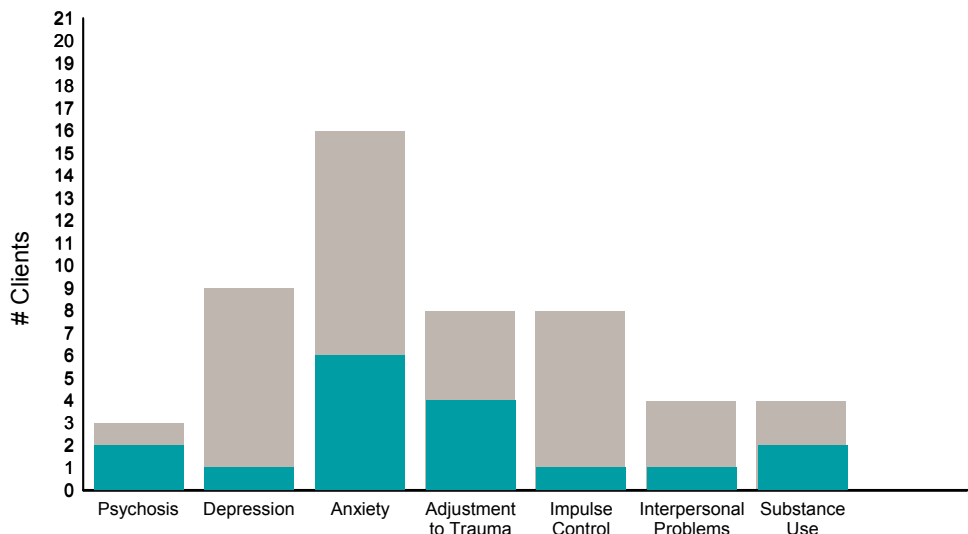


FY19-20 Q4 Objective A.2 ANSA Outcomes Item-Level Report
FSASF-Deaf Community Counseling (3822DC)

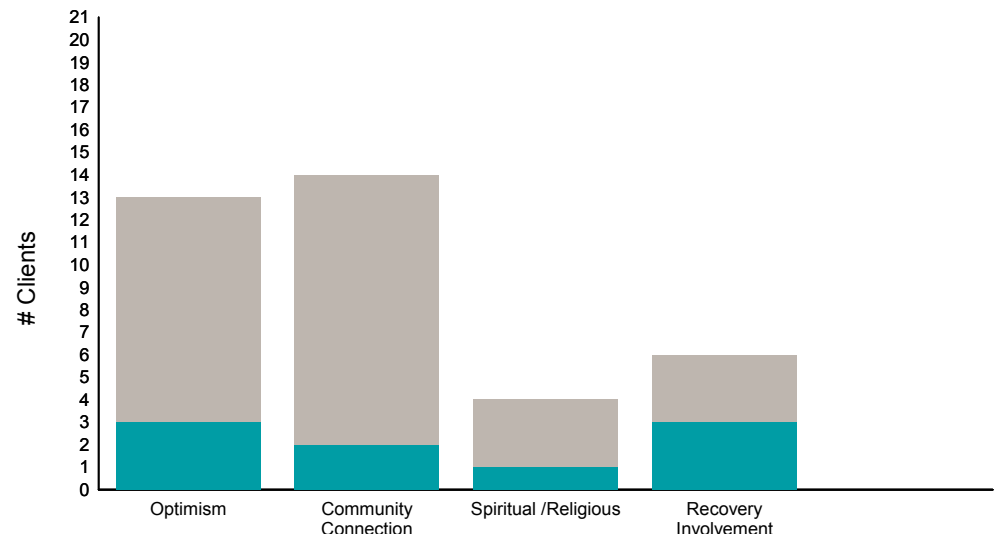
Didn't Improve
 Improved
 This report looks at current ANSAs to see how many clients improved on items rated 2 or 3 from the prior ANSA.

Num of episodes w/ min. 2 ANSAs: 21 Average days between ANSAs: 314.8 % clients improved on min. 30% of actionable items: **57% (= 12/21)**

Behavioral Health Domain

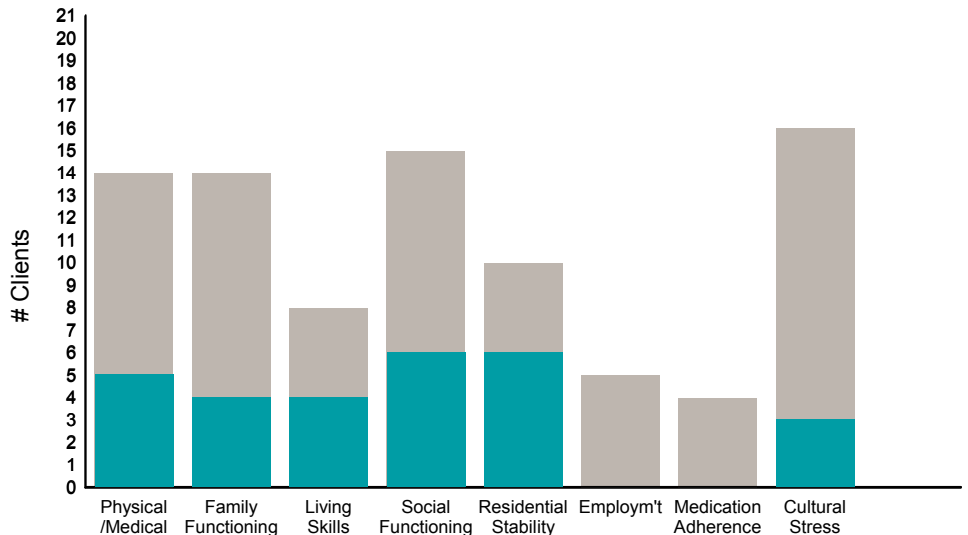


Strengths

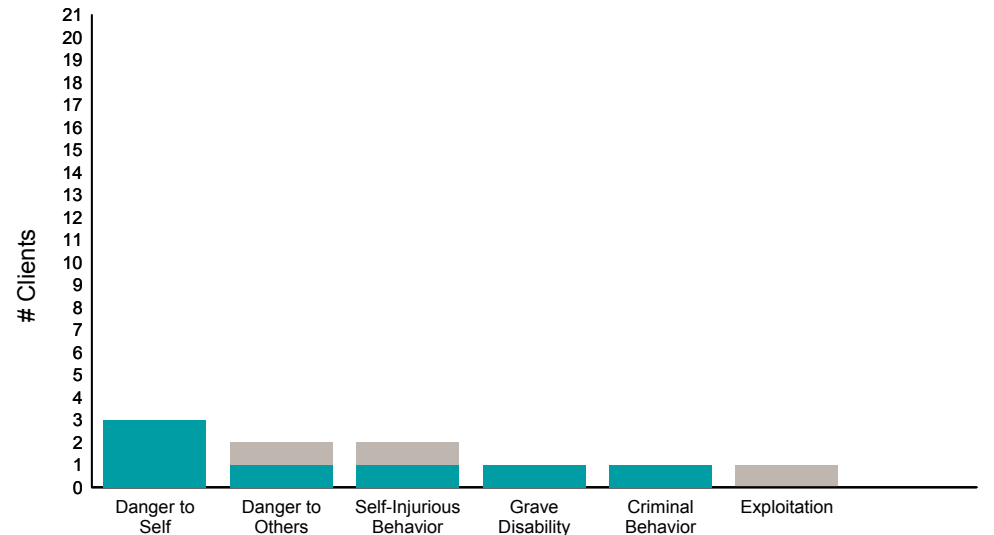


Item	Improved	Didn't Improve	% improvement
Psychosis	2/3	1	67%
Depression	1/9	8	11%
Anxiety	6/16	10	38%
Adjustment to Trauma	4/8	4	50%
Impulse Control	1/8	7	13%
Interpersonal Problems	1/4	3	25%
Substance Use	2/4	2	50%
Optimism	3/13	10	23%
Community Connection	2/14	12	14%
Spiritual /Religious	1/4	3	25%
Recovery Involvement	3/6	3	50%

Life Domain Functioning



Risk Behaviors



Item	Improved	Didn't Improve	% improvement
Physical /Medical	5/14	9	36%
Family Functioning	4/14	10	29%
Living Skills	4/8	4	50%
Social Functioning	6/15	9	40%
Residential Stability	6/10	4	60%
Employ'm't	0/5	5	0%
Medication Adherence	0/4	4	0%
Cultural Stress	3/16	13	19%
Danger to Self	3/3	0	100%
Danger to Others	1/2	1	50%
Self-Injurious Behavior	1/2	1	50%
Grave Disability	1/1	0	100%
Criminal Behavior	1/1	0	100%
Exploitation	0/1	1	0%

This report reflects data from 7/1/2019 - 6/30/2020

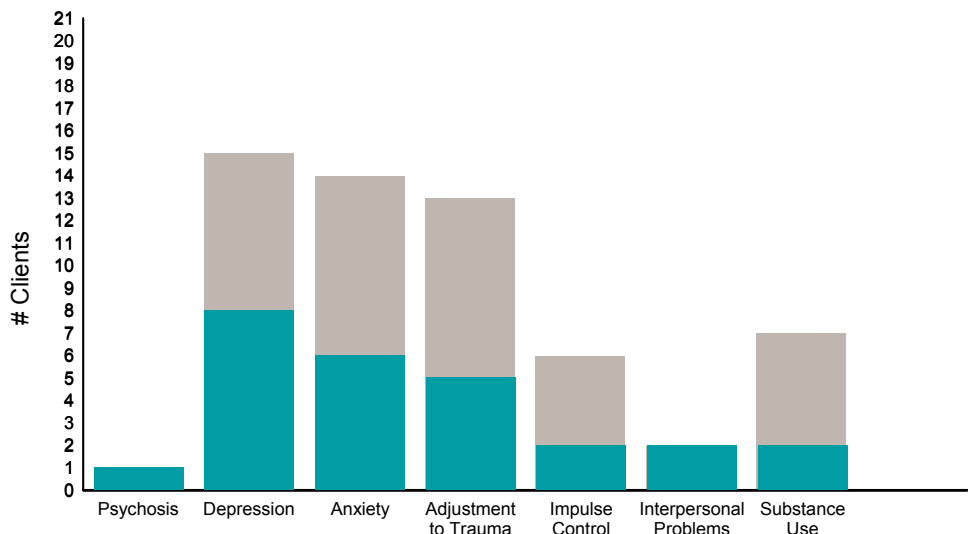


FY19-20 Q4 Objective A.2 ANSA Outcomes Item-Level Report
GENDER MENTAL HEALTH SERVICES (38BH08)

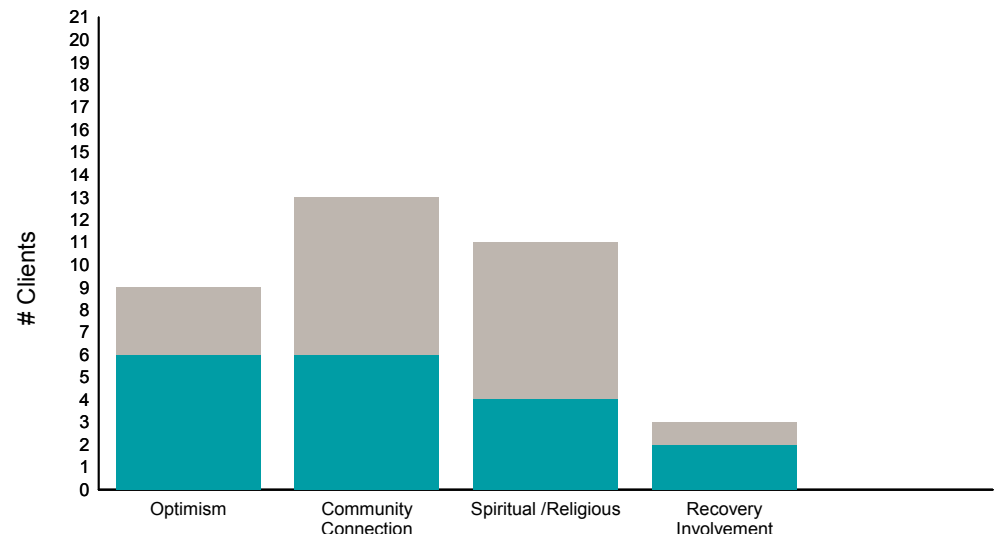
Didn't Improve
 Improved
 This report looks at current ANSAs to see how many clients improved on items rated 2 or 3 from the prior ANSA.

Num of episodes w/ min. 2 ANSAs: 21 Average days between ANSAs: 252.5 % clients improved on min. 30% of actionable items: **52% (= 11/21)**

Behavioral Health Domain

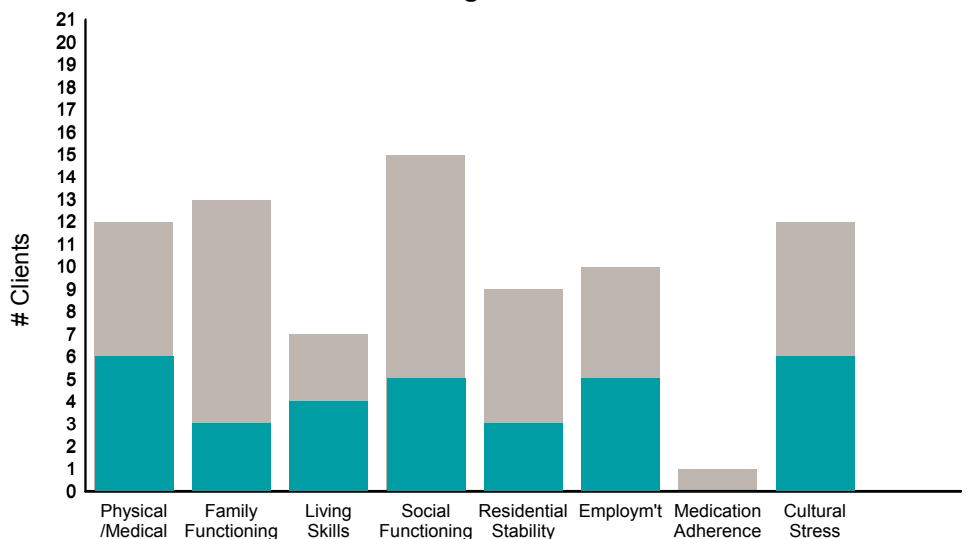


Strengths

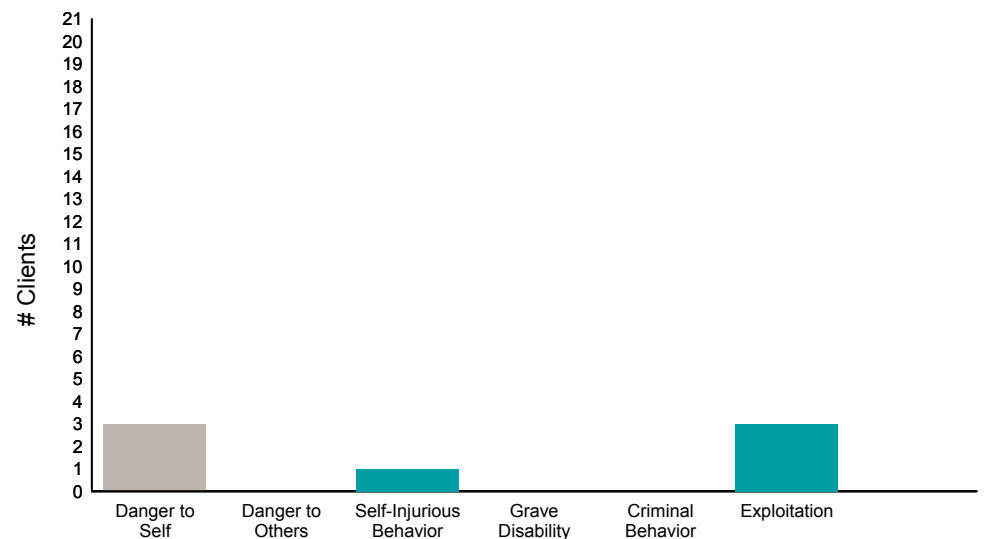


Item	% improvement
Psychosis	100% (1/1)
Depression	53% (8/15)
Anxiety	43% (6/14)
Adjustment to Trauma	38% (5/13)
Impulse Control	33% (2/6)
Interpersonal Problems	100% (2/2)
Substance Use	29% (2/7)
Optimism	67% (6/9)
Community Connection	46% (6/13)
Spiritual /Religious	36% (4/11)
Recovery Involvement	67% (2/3)

Life Domain Functioning



Risk Behaviors



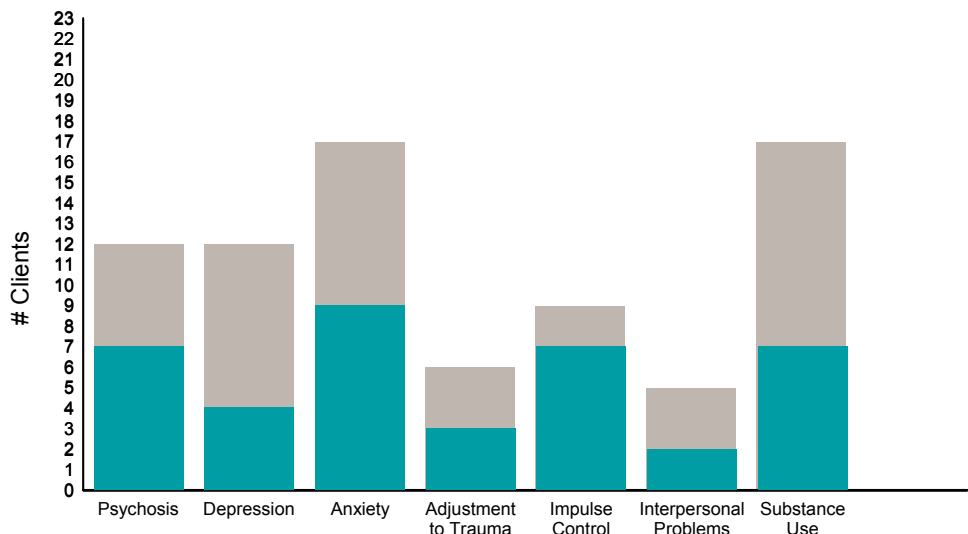
Item	% improvement
Physical /Medical	50% (6/12)
Family Functioning	23% (3/13)
Living Skills	57% (4/7)
Social Functioning	33% (5/15)
Residential Stability	33% (3/9)
Employ'm't	50% (5/10)
Medication Adherence	0% (0/1)
Cultural Stress	50% (6/12)
Danger to Self	0% (0/3)
Danger to Others	0% (0/0)
Self-Injurious Behavior	100% (1/1)
Grave Disability	0% (0/0)
Criminal Behavior	0% (0/0)
Exploitation	100% (3/3)

FY19-20 Q4 Objective A.2 ANSA Outcomes Item-Level Report
GSW FSASF-Prevention+Rec PREP (8990EP)

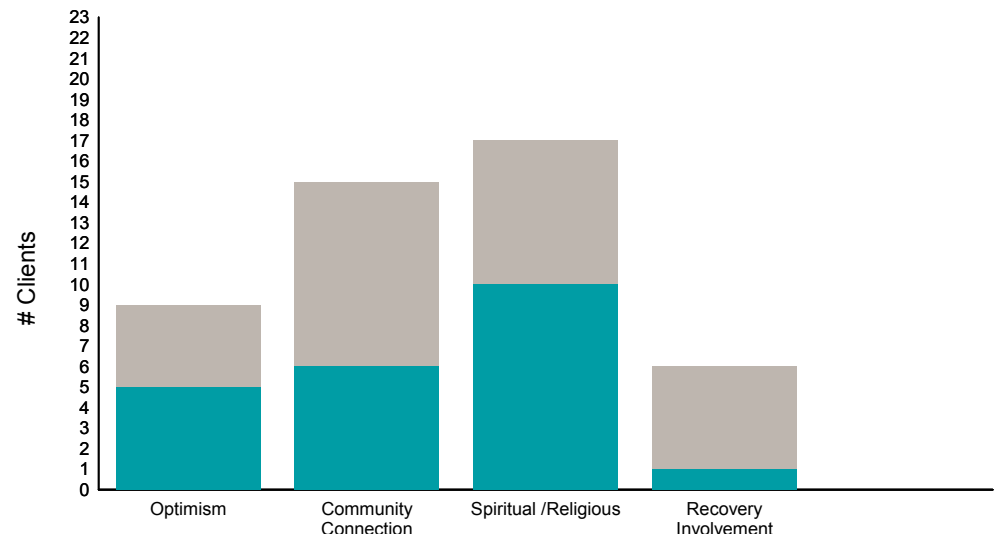
Didn't Improve
 Improved
 This report looks at current ANSAs to see how many clients improved on items rated 2 or 3 from the prior ANSA.

Num of episodes w/ min. 2 ANSAs: 23 Average days between ANSAs: 265.8 % clients improved on min. 30% of actionable items: **74% (= 17/23)**

Behavioral Health Domain

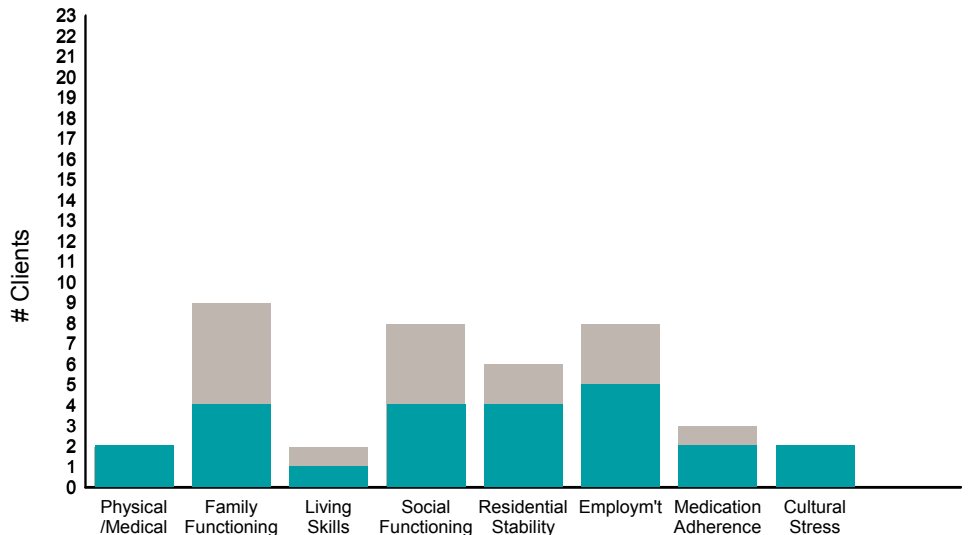


Strengths

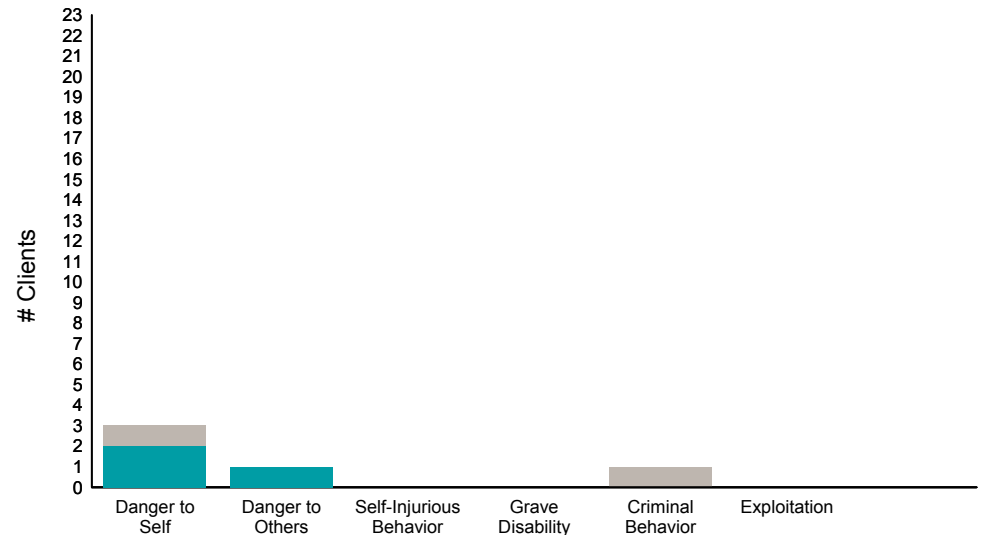


Item	% improvement
Psychosis	58% (7/12)
Depression	33% (4/12)
Anxiety	53% (9/17)
Adjustment to Trauma	50% (3/6)
Impulse Control	78% (7/9)
Interpersonal Problems	40% (2/5)
Substance Use	41% (7/17)
Optimism	56% (5/9)
Community Connection	40% (6/15)
Spiritual /Religious	59% (10/17)
Recovery Involvement	17% (1/6)

Life Domain Functioning



Risk Behaviors



Item	% improvement
Physical /Medical	100% (2/2)
Family Functioning	44% (4/9)
Living Skills	50% (1/2)
Social Functioning	50% (4/8)
Residential Stability	67% (4/6)
Employ'm't	63% (5/8)
Medication Adherence	67% (2/3)
Cultural Stress	100% (2/2)
Danger to Self	67% (2/3)
Danger to Others	100% (1/1)
Self-Injurious Behavior	0% (0/0)
Grave Disability	0% (0/0)
Criminal Behavior	0% (0/1)
Exploitation	0% (0/0)

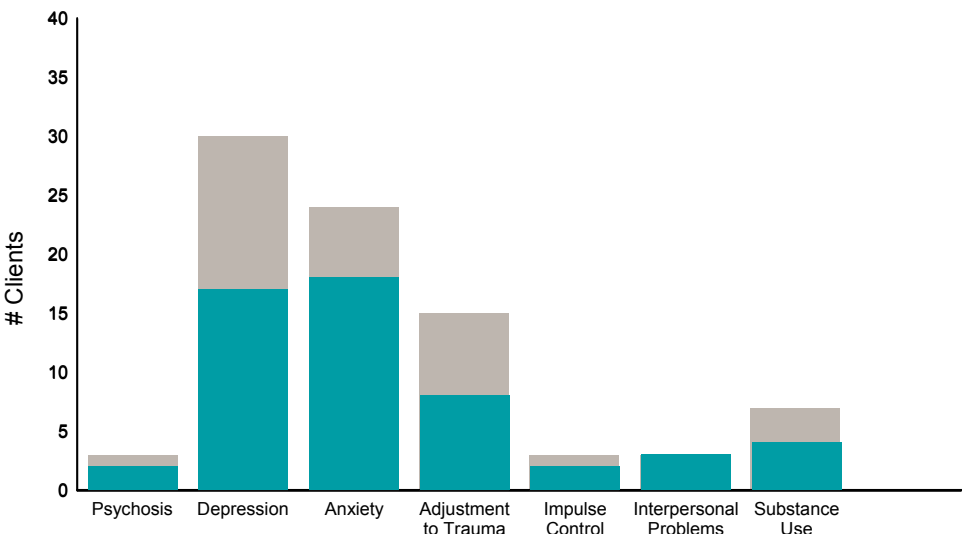
This report reflects data from 7/1/2019 - 6/30/2020

FY19-20 Q4 Objective A.2 ANSA Outcomes Item-Level Report
HIV MENTAL HEALTH CASE MGM (38BH02)

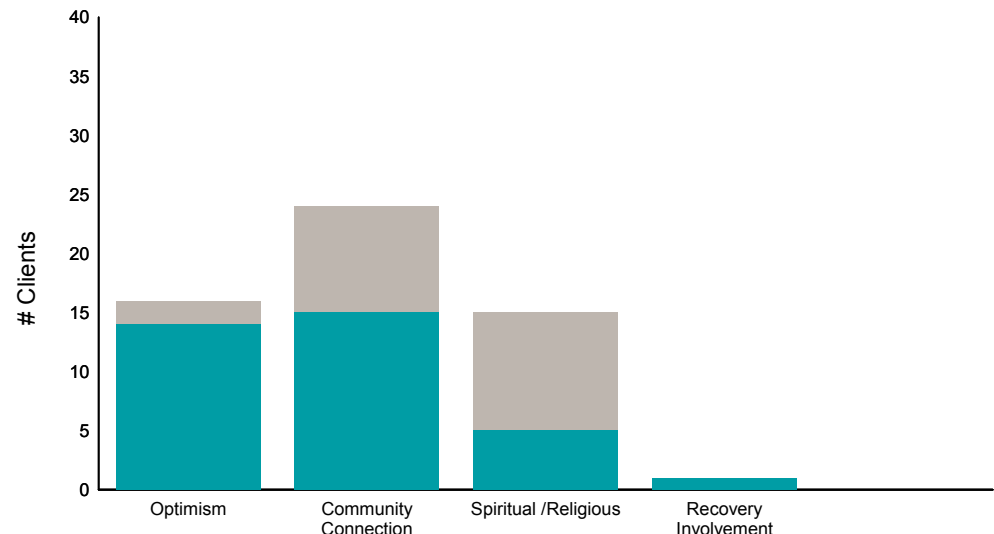
Didn't Improve
 Improved
 This report looks at current ANSAs to see how many clients improved on items rated 2 or 3 from the prior ANSA.

Num of episodes w/ min. 2 ANSAs: 38 Average days between ANSAs: 331.1 % clients improved on min. 30% of actionable items: **79% (= 30/38)**

Behavioral Health Domain

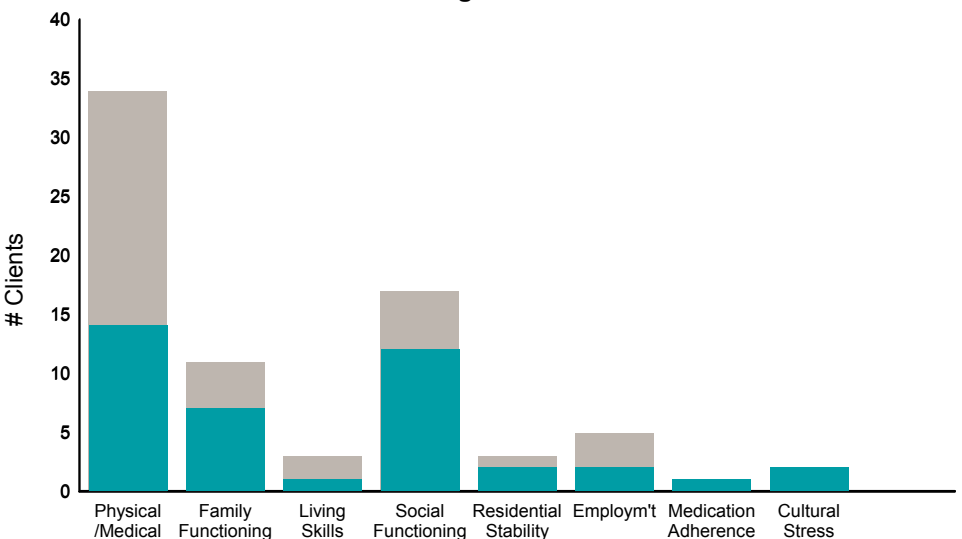


Strengths



Item	% improvement
Psychosis	67% (2/3)
Depression	57% (17/30)
Anxiety	75% (18/24)
Adjustment to Trauma	53% (8/15)
Impulse Control	67% (2/3)
Interpersonal Problems	100% (3/3)
Substance Use	57% (4/7)
Optimism	88% (14/16)
Community Connection	63% (15/24)
Spiritual /Religious	33% (5/15)
Recovery Involvement	100% (1/1)

Life Domain Functioning



Risk Behaviors



Item	% improvement
Physical /Medical	41% (14/34)
Family Functioning	64% (7/11)
Living Skills	33% (1/3)
Social Functioning	71% (12/17)
Residential Stability	67% (2/3)
Employ'm't	40% (2/5)
Medication Adherence	100% (1/1)
Cultural Stress	100% (2/2)
Danger to Self	100% (2/2)
Danger to Others	0% (0/0)
Self-Injurious Behavior	0% (0/0)
Grave Disability	0% (0/0)
Criminal Behavior	0% (0/0)
Exploitation	0% (0/0)

This report reflects data from 7/1/2019 - 6/30/2020

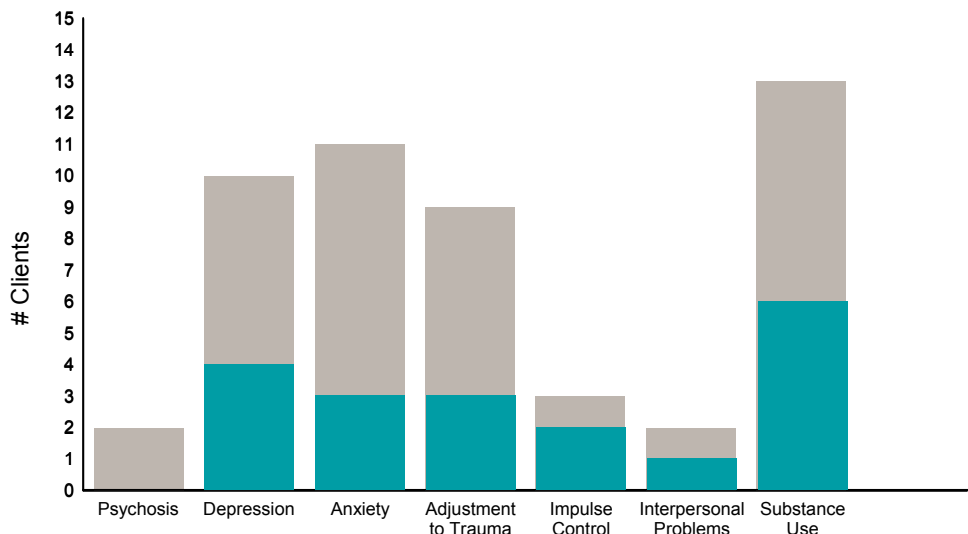


FY19-20 Q4 Objective A.2 ANSA Outcomes Item-Level Report
HR360 Adult MH OP(38K3OP)

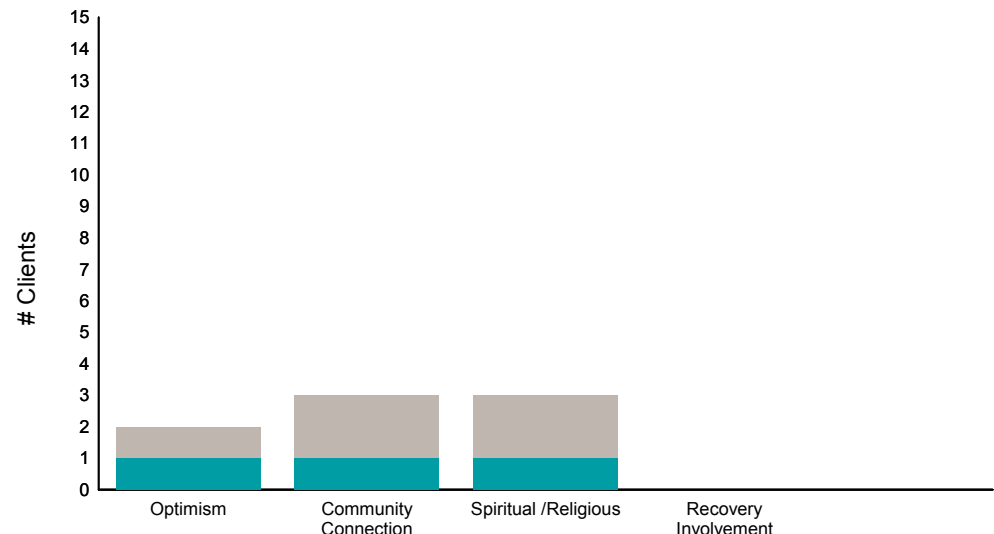
Didn't Improve
 Improved
 This report looks at current ANSAs to see how many clients improved on items rated 2 or 3 from the prior ANSA.

Num of episodes w/ min. 2 ANSAs: 15 Average days between ANSAs: 264.1 % clients improved on min. 30% of actionable items: **67% (= 10/15)**

Behavioral Health Domain

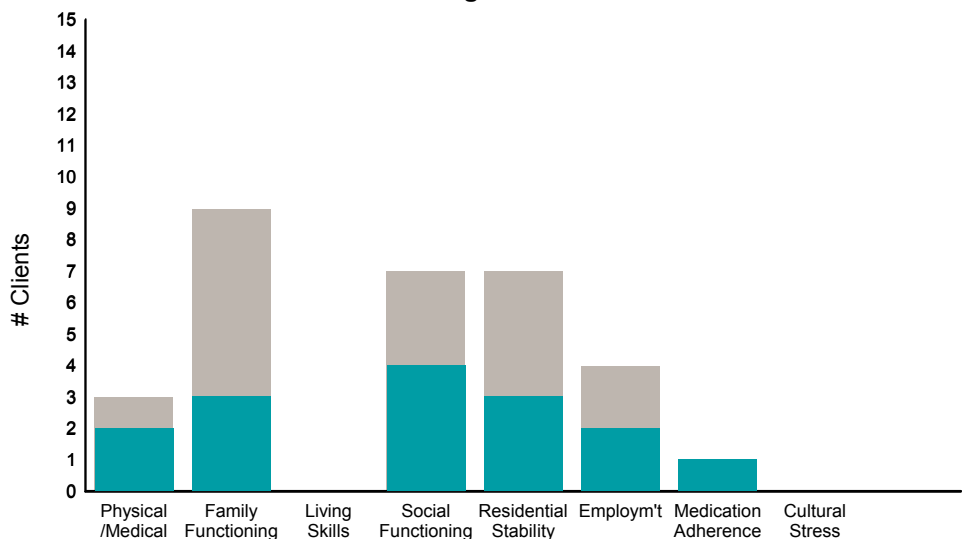


Strengths




Item	% improvement
Psychosis	0% (0/2)
Depression	40% (4/10)
Anxiety	27% (3/11)
Adjustment to Trauma	33% (3/9)
Impulse Control	67% (2/3)
Interpersonal Problems	50% (1/2)
Substance Use	46% (6/13)
Optimism	50% (1/2)
Community Connection	33% (1/3)
Spiritual /Religious	33% (1/3)
Recovery Involvement	0% (0/0)

Life Domain Functioning



Risk Behaviors



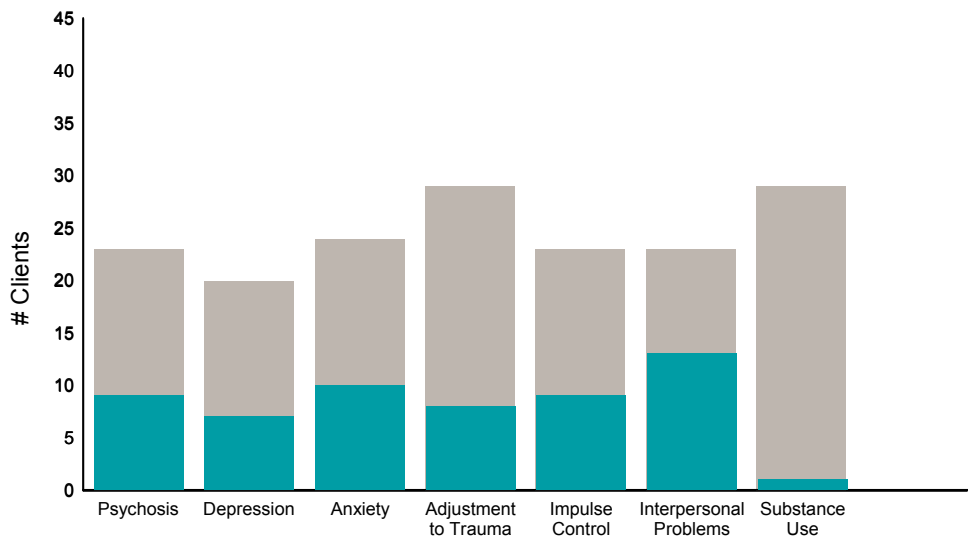
Item	% improvement
Physical /Medical	67% (2/3)
Family Functioning	33% (3/9)
Living Skills	0% (0/0)
Social Functioning	57% (4/7)
Residential Stability	43% (3/7)
Employ'm't	50% (2/4)
Medication Adherence	100% (1/1)
Cultural Stress	0% (0/0)
Danger to Self	100% (1/1)
Danger to Others	100% (1/1)
Self-Injurious Behavior	0% (0/0)
Grave Disability	0% (0/0)
Criminal Behavior	0% (0/0)
Exploitation	100% (1/1)

FY19-20 Q4 Objective A.2 ANSA Outcomes Item-Level Report
Hyde Adult FSP Outpatient (38BRA3)

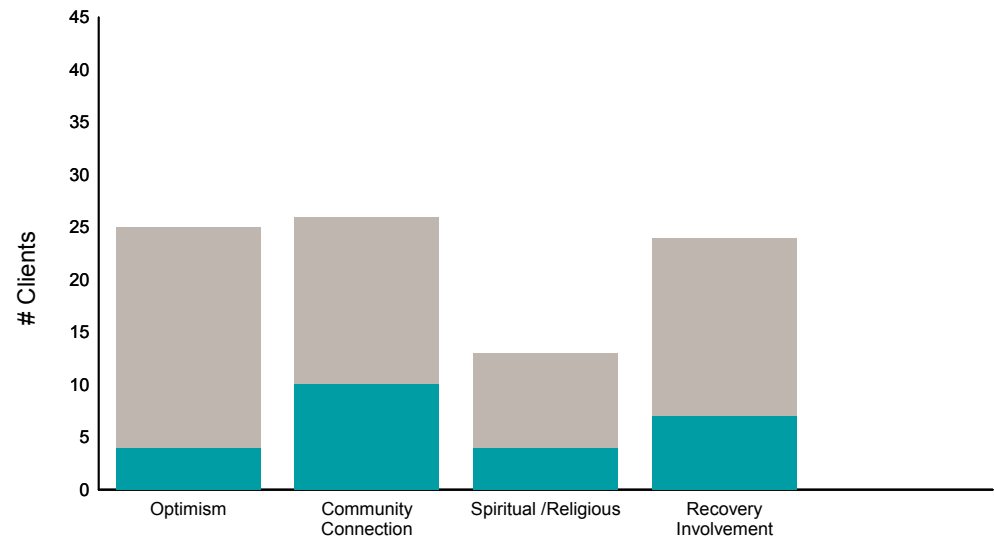
Didn't Improve
 Improved
 This report looks at current ANSAs to see how many clients improved on items rated 2 or 3 from the prior ANSA.

Num of episodes w/ min. 2 ANSAs: **41**
 Average days between ANSAs: **352.8**
 % clients improved on min. 30% of actionable items: **50% (= 20/40)**

Behavioral Health Domain

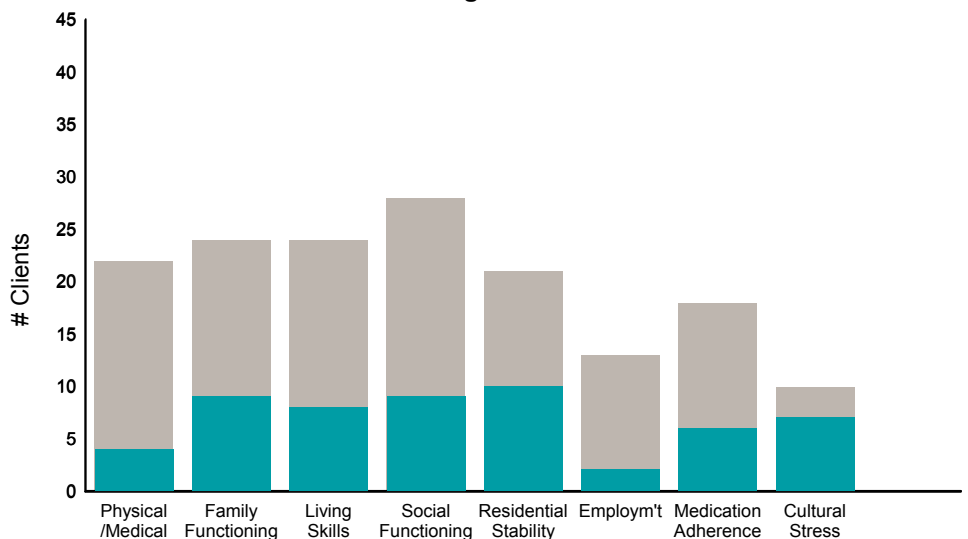


Strengths

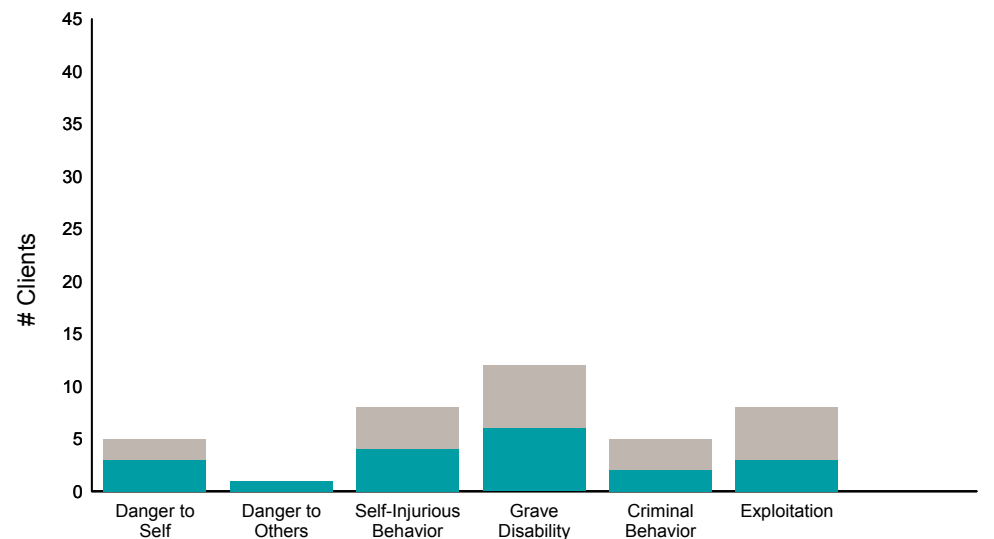


Item	% improvement	Count
Psychosis	39%	9/23
Depression	35%	7/20
Anxiety	42%	10/24
Adjustment to Trauma	28%	8/29
Impulse Control	39%	9/23
Interpersonal Problems	57%	13/23
Substance Use	3%	1/29
Optimism	16%	4/25
Community Connection	38%	10/26
Spiritual /Religious	31%	4/13
Recovery Involvement	29%	7/24

Life Domain Functioning



Risk Behaviors



Item	% improvement	Count
Physical /Medical	18%	4/22
Family Functioning	38%	9/24
Living Skills	33%	8/24
Social Functioning	32%	9/28
Residential Stability	48%	10/21
Employ'm't	15%	2/13
Medication Adherence	33%	6/18
Cultural Stress	70%	7/10
Danger to Self	60%	3/5
Danger to Others	100%	1/1
Self-Injurious Behavior	50%	4/8
Grave Disability	50%	6/12
Criminal Behavior	40%	2/5
Exploitation	38%	3/8

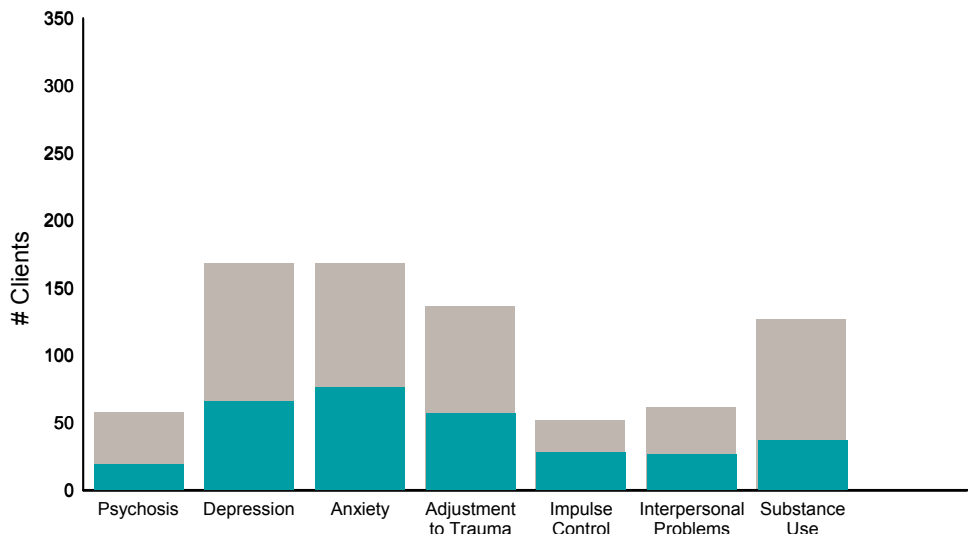
This report reflects data from 7/1/2019 - 6/30/2020

FY19-20 Q4 Objective A.2 ANSA Outcomes Item-Level Report
Hyde St Community Services Inc. (38BR3)

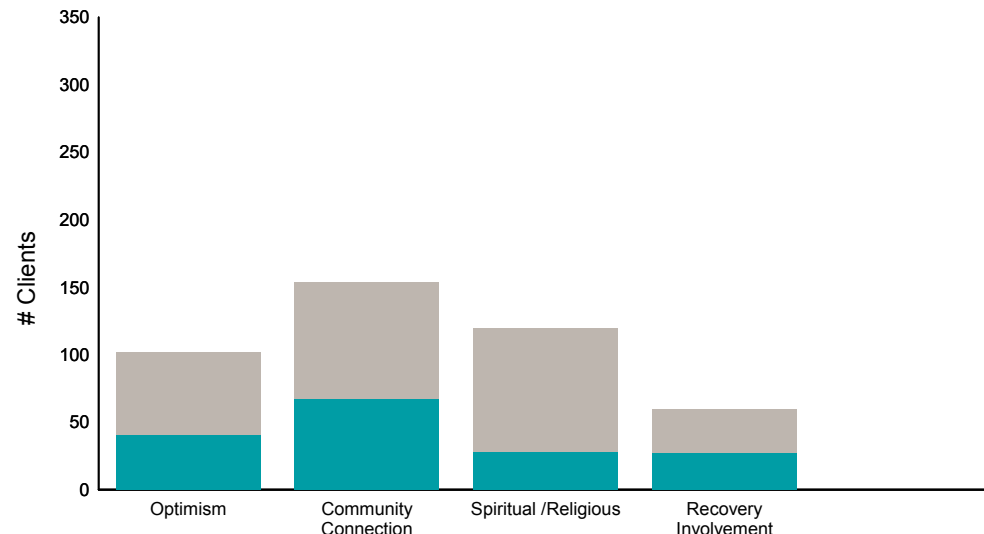
Didn't Improve
 Improved
 This report looks at current ANSAs to see how many clients improved on items rated 2 or 3 from the prior ANSA.

Num of episodes w/ min. 2 ANSAs: 338 Average days between ANSAs: 388.1 % clients improved on min. 30% of actionable items: **56% (= 160/287)**

Behavioral Health Domain

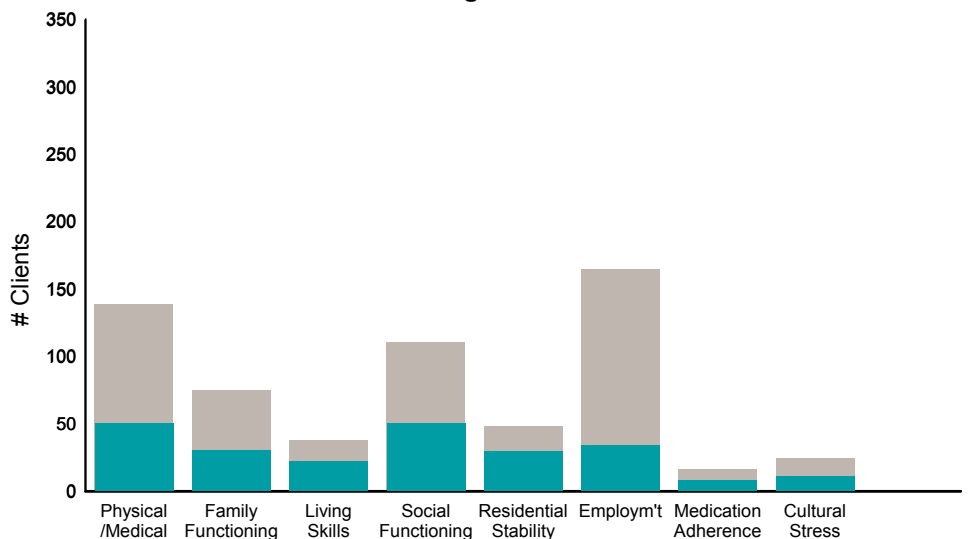


Strengths

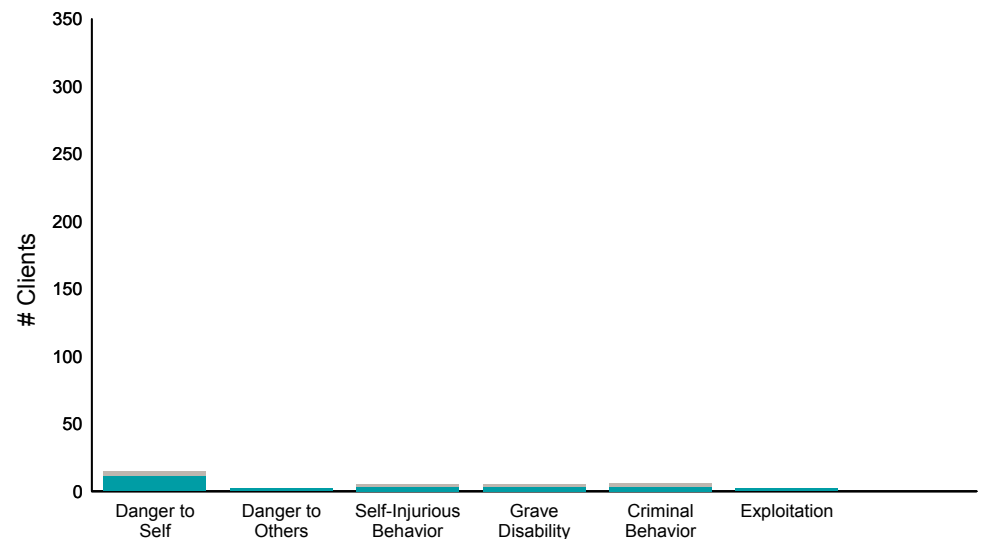


Item	% improvement	Item	% improvement
Psychosis	33% (19/58)	Optimism	39% (40/102)
Depression	39% (66/169)	Community Connection	44% (67/154)
Anxiety	45% (76/169)	Spiritual /Religious	23% (28/120)
Adjustment to Trauma	42% (57/137)	Recovery Involvement	45% (27/60)
Impulse Control	54% (28/52)		
Interpersonal Problems	42% (26/62)		
Substance Use	29% (37/127)		

Life Domain Functioning



Risk Behaviors



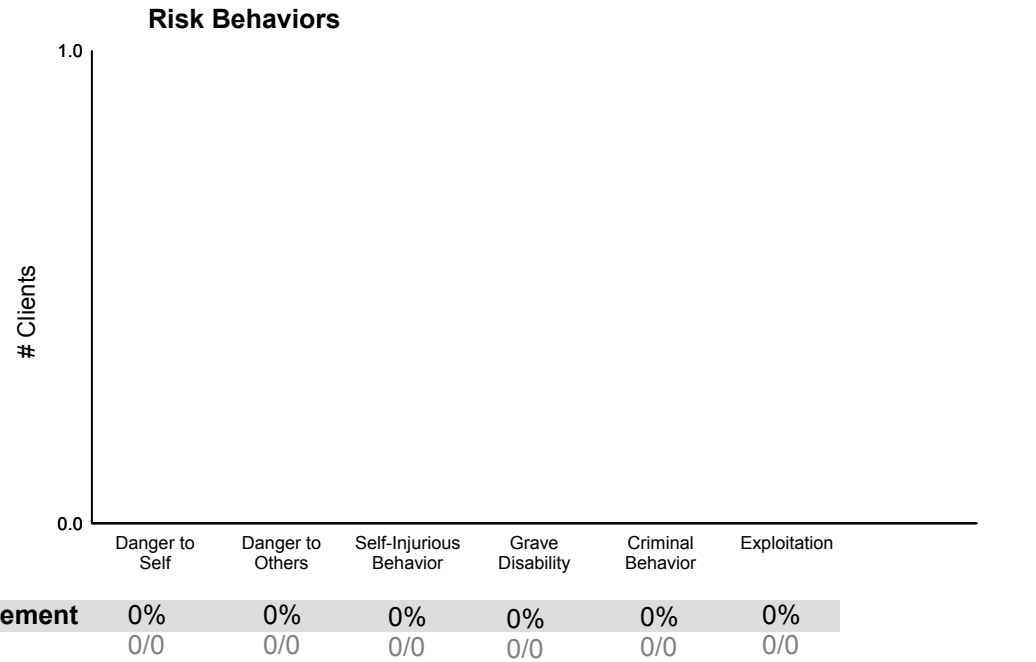
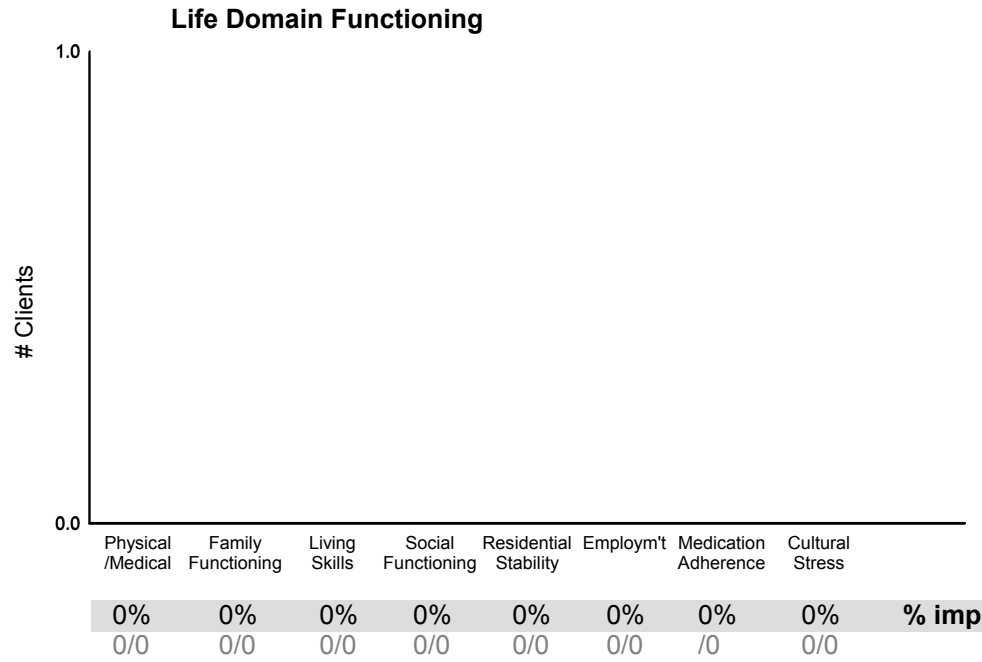
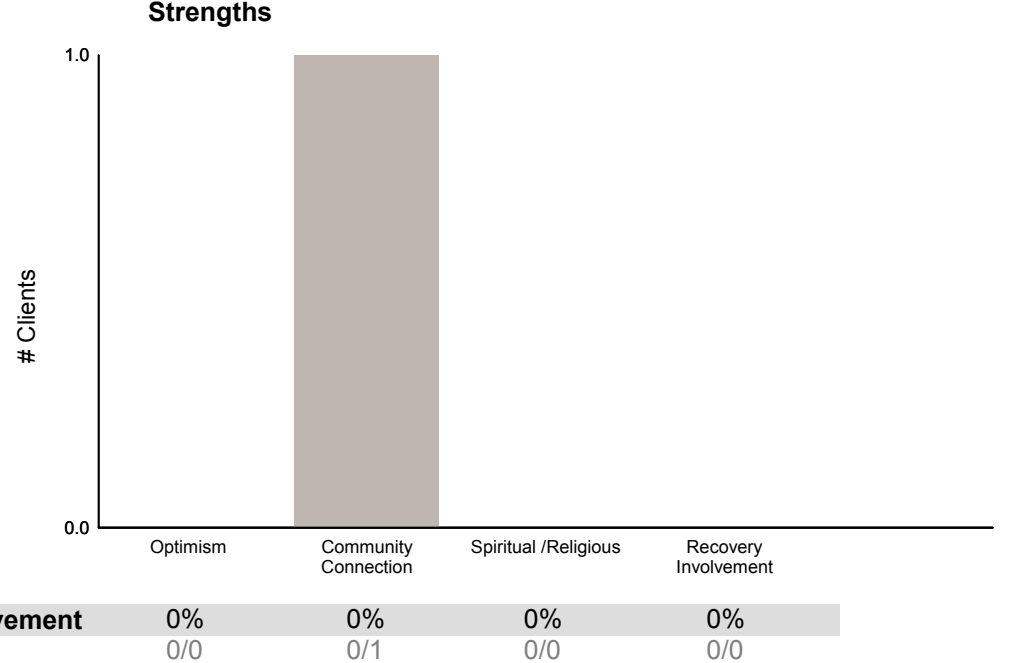
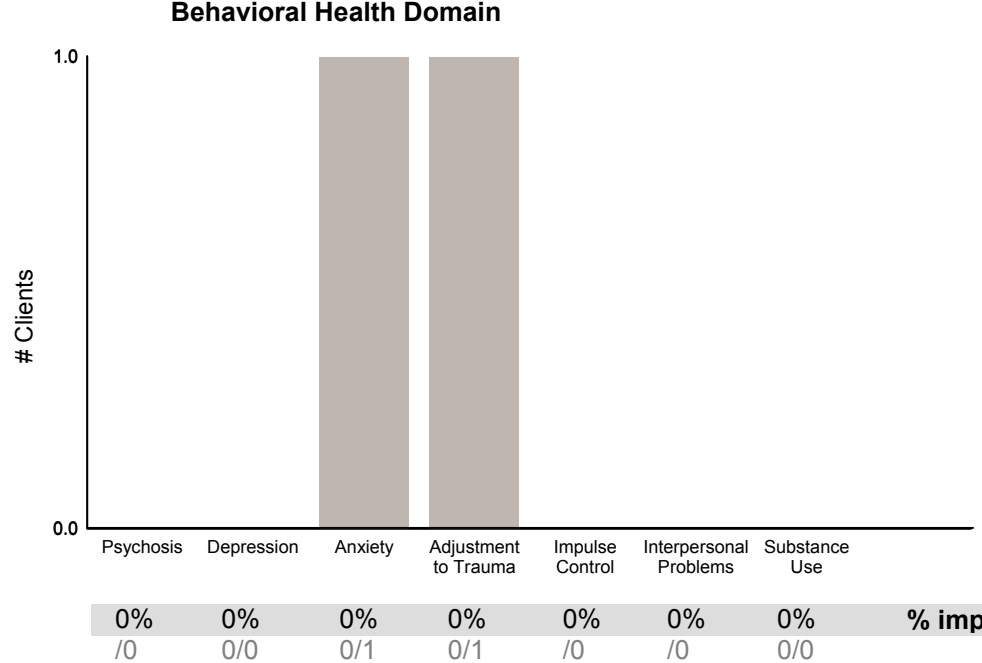
Item	% improvement	Item	% improvement
Physical /Medical	36% (50/139)	Danger to Self	73% (11/15)
Family Functioning	40% (30/75)	Danger to Others	100% (2/2)
Living Skills	58% (22/38)	Self-Injurious Behavior	60% (3/5)
Social Functioning	45% (50/111)	Grave Disability	60% (3/5)
Residential Stability	59% (29/49)	Criminal Behavior	50% (3/6)
Employ'm't	21% (34/165)	Exploitation	100% (2/2)
Medication Adherence	47% (8/17)		
Cultural Stress	44% (11/25)		

This report reflects data from 7/1/2019 - 6/30/2020

FY19-20 Q4 Objective A.2 ANSA Outcomes Item-Level Report
IFR Semillas De Paz (38LASP)

Didn't Improve
 Improved
 This report looks at current ANSAs to see how many clients improved on items rated 2 or 3 from the prior ANSA.

Num of episodes w/ min. 2 ANSAs: **1** Average days between ANSAs: **61.0** % clients improved on min. 30% of actionable items: **0%**



This report reflects data from 7/1/2019 - 6/30/2020

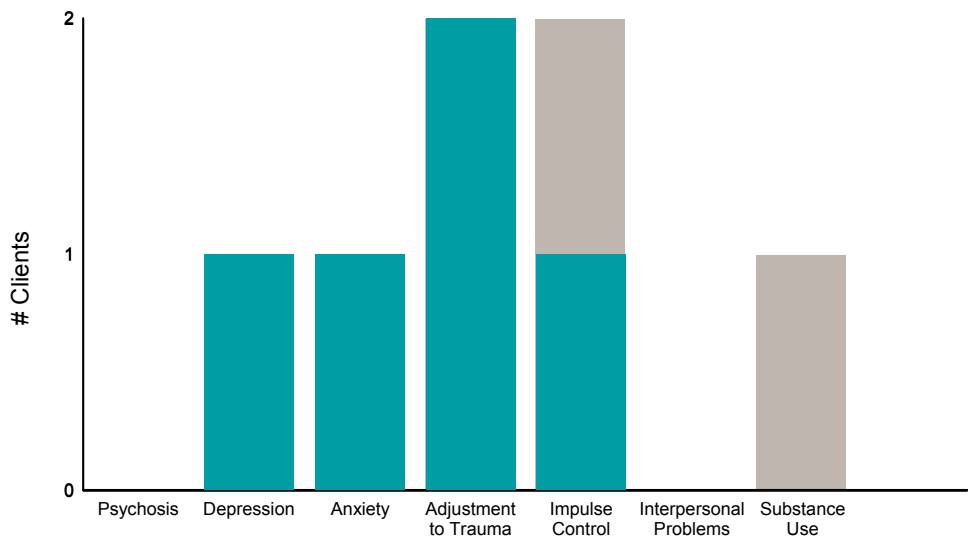


FY19-20 Q4 Objective A.2 ANSA Outcomes Item-Level Report
IFR TAY Engagement & TR Latino 38LA3

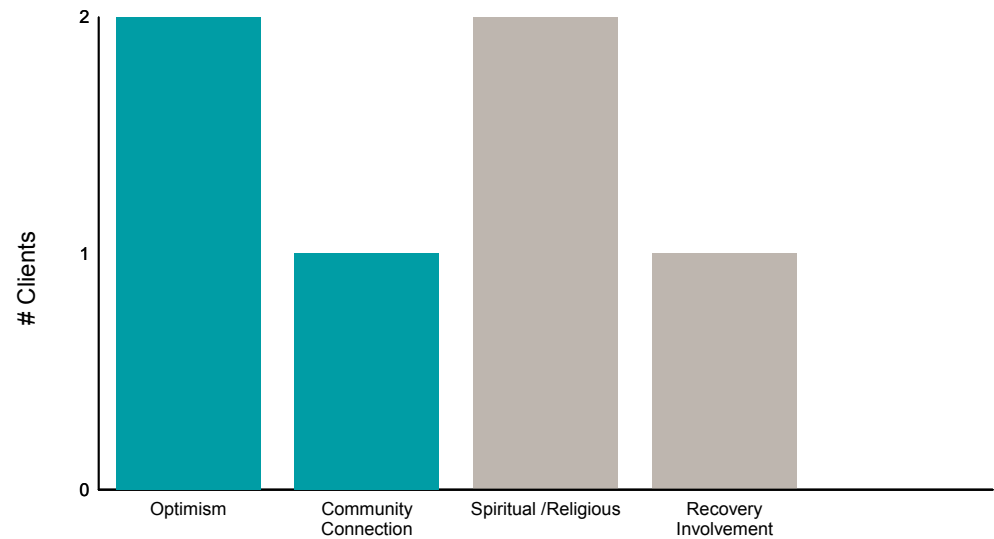
Didn't Improve
 Improved
 This report looks at current ANSAs to see how many clients improved on items rated 2 or 3 from the prior ANSA.

Num of episodes w/ min. 2 ANSAs: **2** Average days between ANSAs: **140.5** % clients improved on min. 30% of actionable items: **100% (= 2/2)**

Behavioral Health Domain

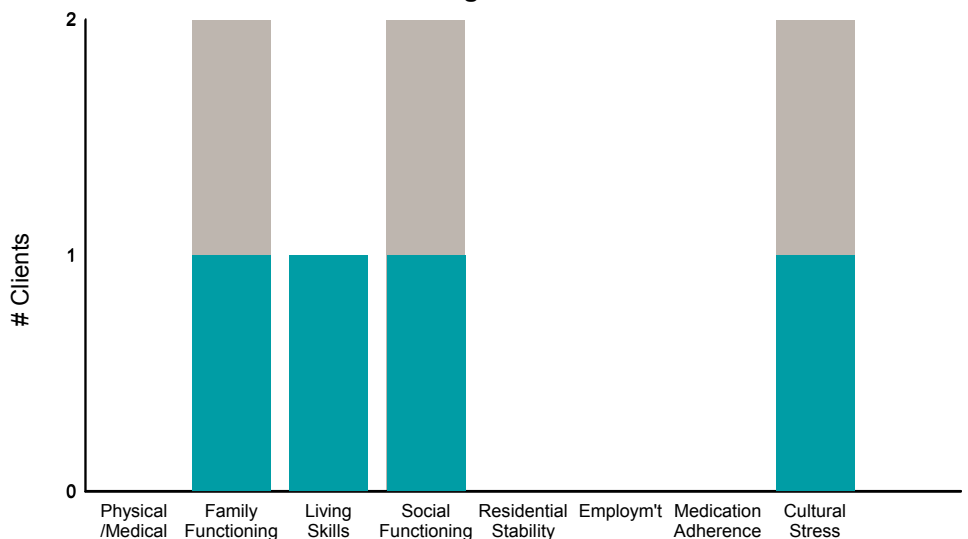


Strengths



Item	% improvement
Psychosis	0% (0/0)
Depression	100% (1/1)
Anxiety	100% (1/1)
Adjustment to Trauma	100% (2/2)
Impulse Control	50% (1/2)
Interpersonal Problems	0% (0/0)
Substance Use	0% (0/1)
Optimism	100% (2/2)
Community Connection	100% (1/1)
Spiritual /Religious	0% (0/2)
Recovery Involvement	0% (0/1)

Life Domain Functioning



Risk Behaviors



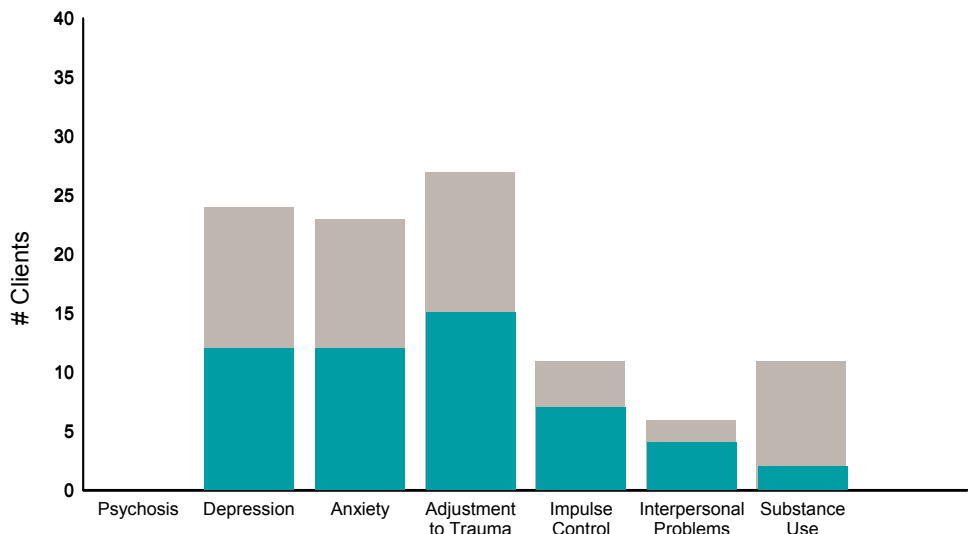
Item	% improvement
Physical /Medical	0% (0/0)
Family Functioning	50% (1/2)
Living Skills	100% (1/1)
Social Functioning	50% (1/2)
Residential Stability	0% (0/0)
Employm't	0% (0/0)
Medication Adherence	0% (0/0)
Cultural Stress	50% (1/2)
Danger to Self	100% (1/1)
Danger to Others	0% (0/0)
Self-Injurious Behavior	0% (0/0)
Grave Disability	0% (0/0)
Criminal Behavior	0% (0/0)
Exploitation	0% (0/0)

FY19-20 Q4 Objective A.2 ANSA Outcomes Item-Level Report
Infant Parent Prg (38C84)

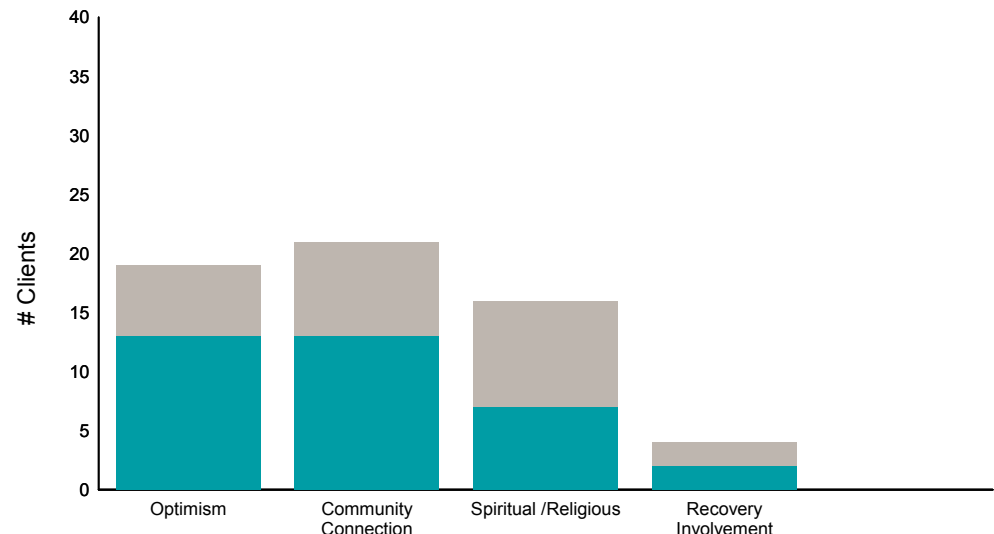
Didn't Improve
 Improved
 This report looks at current ANSAs to see how many clients improved on items rated 2 or 3 from the prior ANSA.

Num of episodes w/ min. 2 ANSAs: 38 Average days between ANSAs: 203.8 % clients improved on min. 30% of actionable items: **82% (= 31/38)**

Behavioral Health Domain

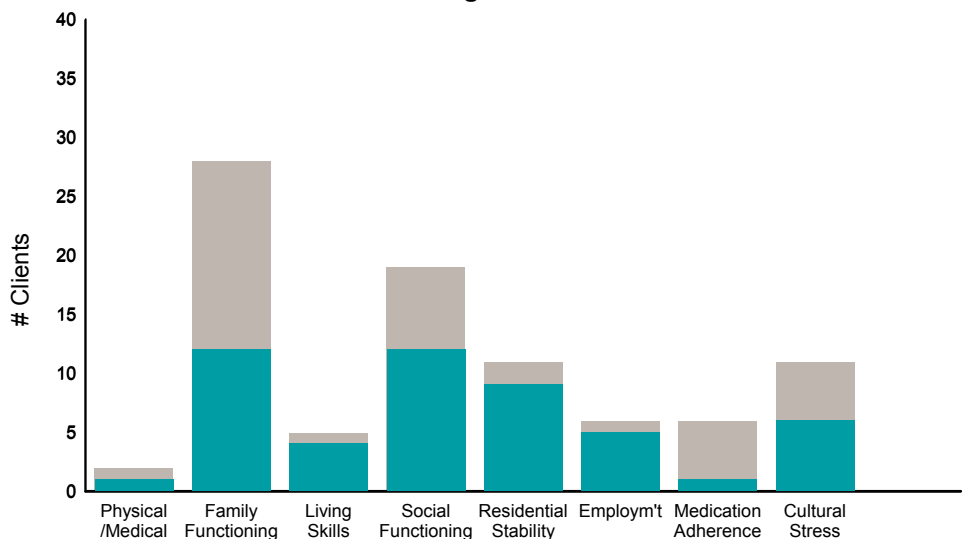


Strengths

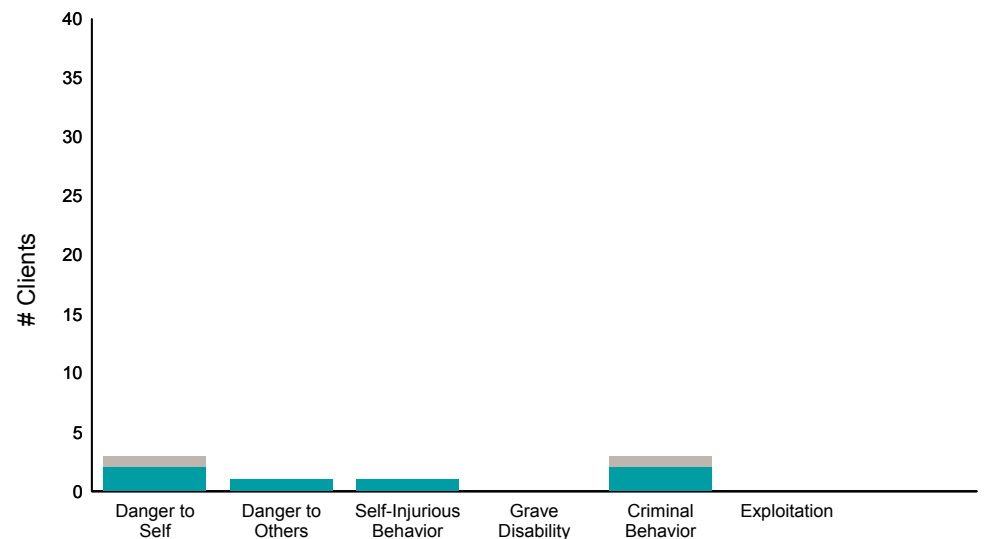


Item	% improvement
Psychosis	0% (0/0)
Depression	50% (12/24)
Anxiety	52% (12/23)
Adjustment to Trauma	56% (15/27)
Impulse Control	64% (7/11)
Interpersonal Problems	67% (4/6)
Substance Use	18% (2/11)
Optimism	68% (13/19)
Community Connection	62% (13/21)
Spiritual /Religious	44% (7/16)
Recovery Involvement	50% (2/4)

Life Domain Functioning



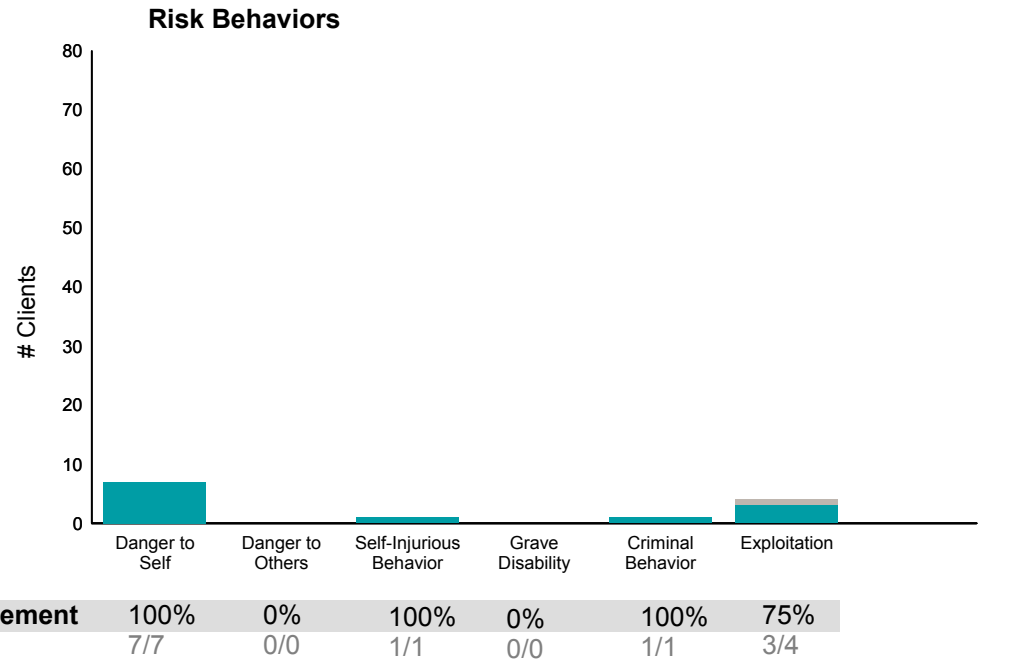
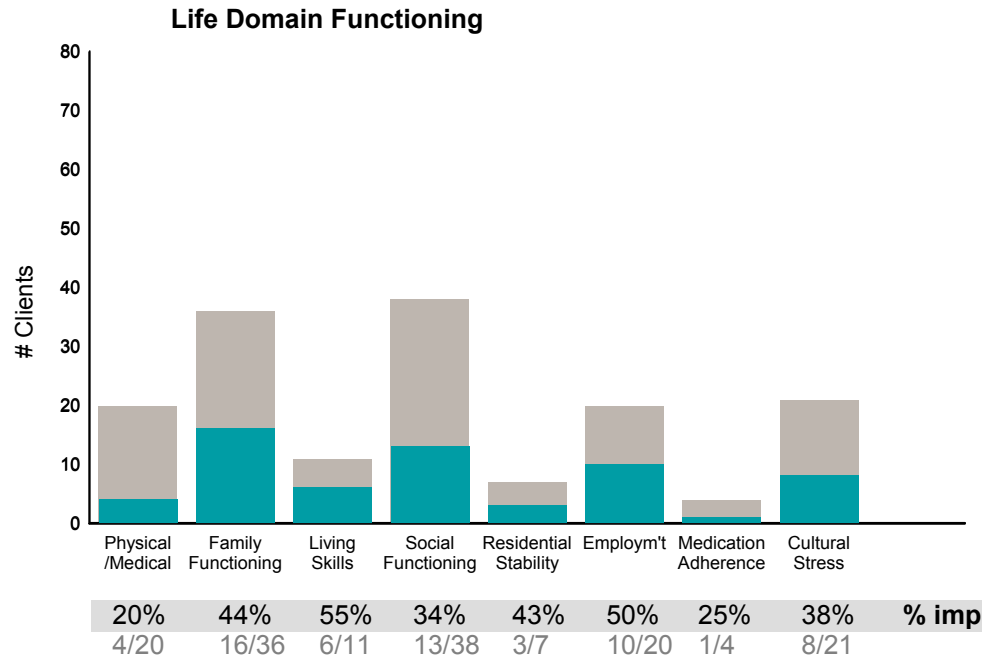
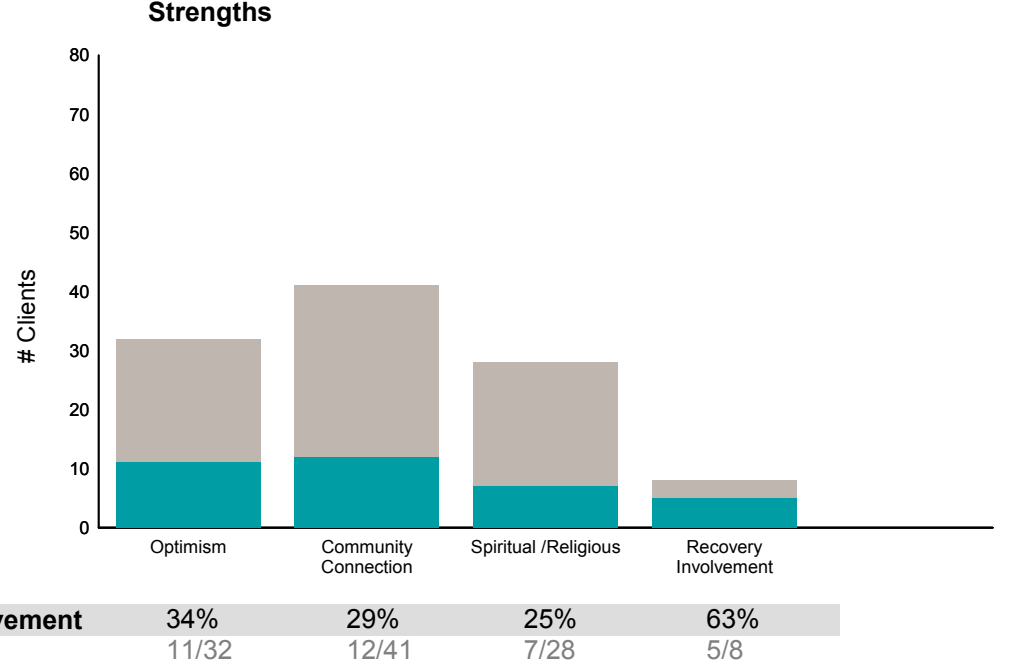
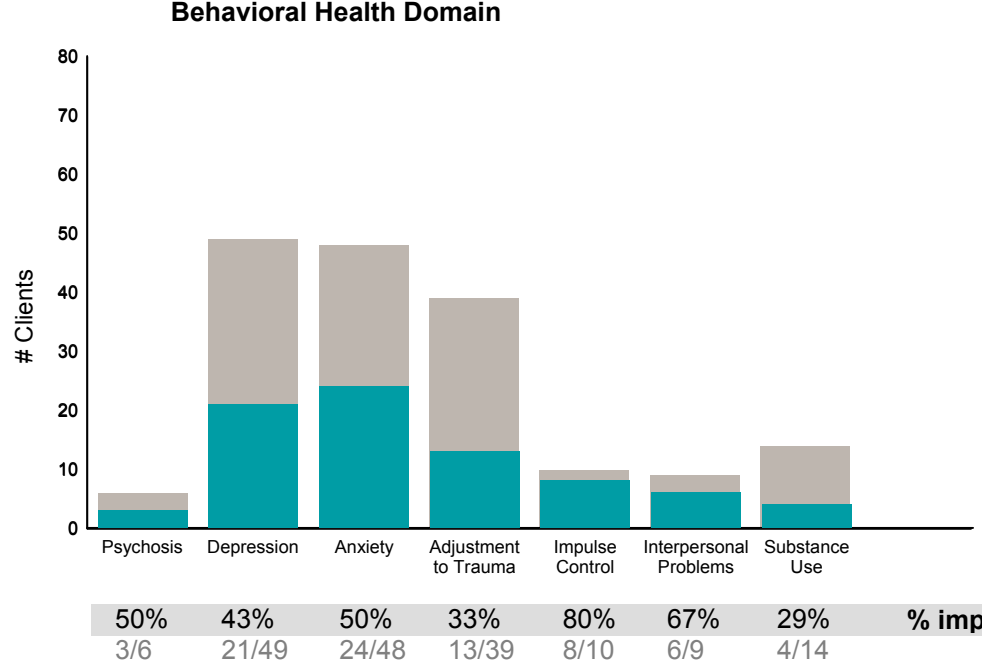
Risk Behaviors



Item	% improvement
Physical /Medical	50% (1/2)
Family Functioning	43% (12/28)
Living Skills	80% (4/5)
Social Functioning	63% (12/19)
Residential Stability	82% (9/11)
Employm't	83% (5/6)
Medication Adherence	17% (1/6)
Cultural Stress	55% (6/11)
Danger to Self	67% (2/3)
Danger to Others	100% (1/1)
Self-Injurious Behavior	100% (1/1)
Grave Disability	0% (0/0)
Criminal Behavior	67% (2/3)
Exploitation	0% (0/0)

Didn't Improve
 Improved
 This report looks at current ANSAs to see how many clients improved on items rated 2 or 3 from the prior ANSA.

Num of episodes w/ min. 2 ANSAs: 76 Average days between ANSAs: 281.0 % clients improved on min. 30% of actionable items: **65% (= 41/63)**

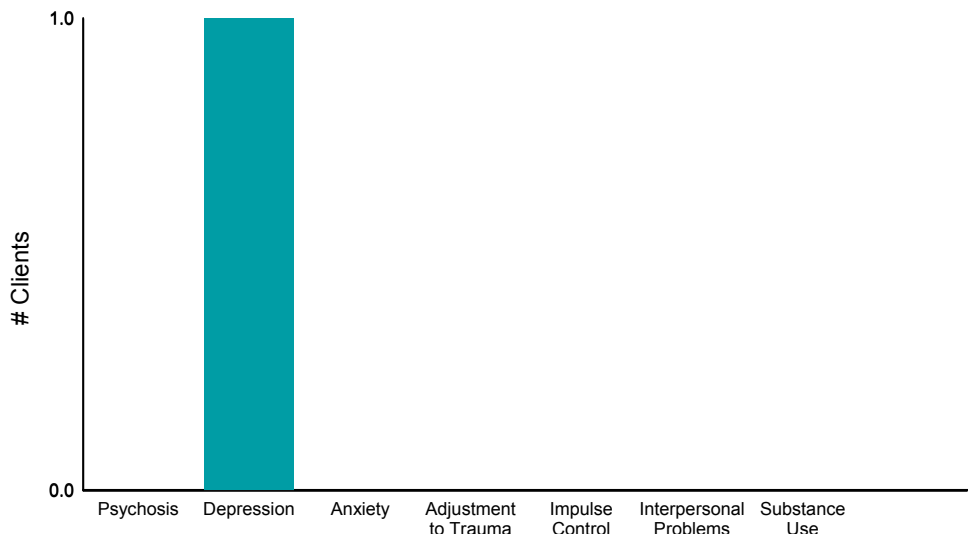


FY19-20 Q4 Objective A.2 ANSA Outcomes Item-Level Report
 Jewish Family Child Scott Adult (38AEM1)

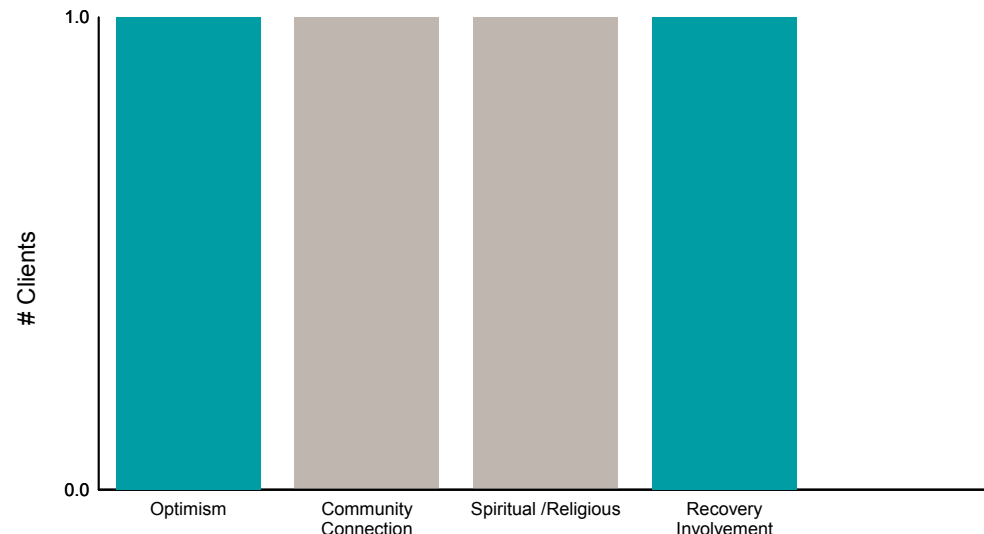
Didn't Improve
 Improved
 This report looks at current ANSAs to see how many clients improved on items rated 2 or 3 from the prior ANSA.

Num of episodes w/ min. 2 ANSAs: 1 Average days between ANSAs: 302.0 % clients improved on min. 30% of actionable items: **100% (= 1/1)**

Behavioral Health Domain




Strengths




							% improvement				
0%	100%	0%	0%	0%	0%	0%	100%	0%	0%	100%	
/0	1/1	0/0	0/0	0/0	0/0	0/0	1/1	0/1	0/1	1/1	

Life Domain Functioning



Risk Behaviors



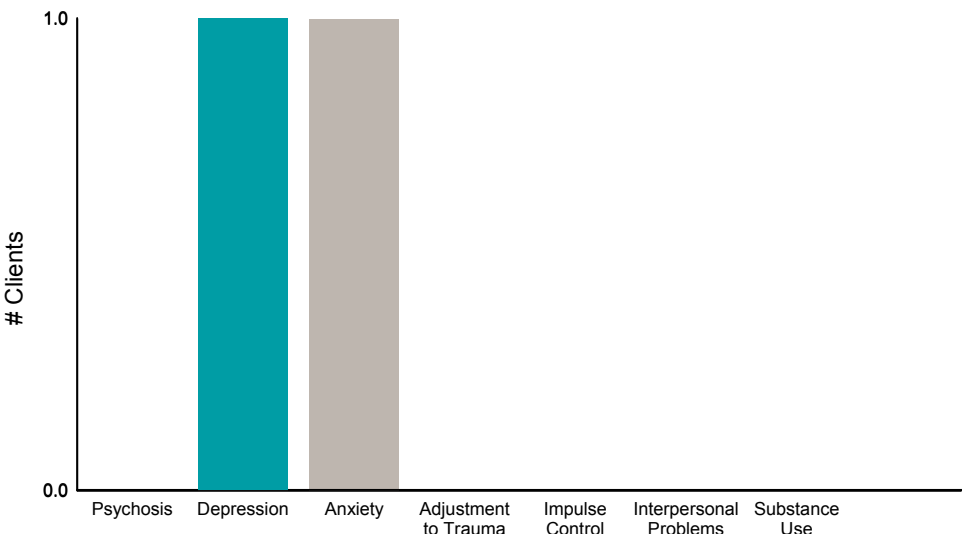
								% improvement						
0%	0%	0%	0%	0%	0%	0%	0%	0%	0%	0%	0%	0%		
/0	0/0	0/0	0/0	0/0	0/0	0/0	0/0	0/0	0/0	0/0	0/0	0/0		

FY19-20 Q4 Objective A.2 ANSA Outcomes Item-Level Report
 Jewish Family Child Serv AdultMH(38ADM1)

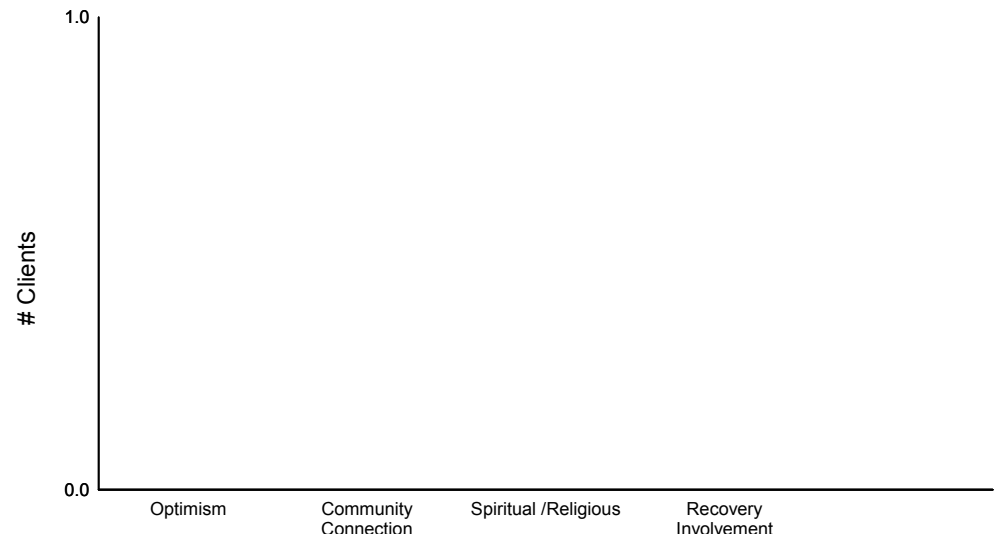
Didn't Improve
 Improved
 This report looks at current ANSAs to see how many clients improved on items rated 2 or 3 from the prior ANSA.

Num of episodes w/ min. 2 ANSAs: 1 Average days between ANSAs: 482.0 % clients improved on min. 30% of actionable items: **100% (= 1/1)**

Behavioral Health Domain




Strengths



Item	% improvement	Count
Psychosis	0%	0/0
Depression	100%	1/1
Anxiety	0%	0/1
Adjustment to Trauma	0%	0/0
Impulse Control	0%	0/0
Interpersonal Problems	0%	0/0
Substance Use	0%	0/0
% improvement		
Optimism	0%	0/0
Community Connection	0%	0/0
Spiritual /Religious	0%	0/0
Recovery Involvement	0%	0/0

Life Domain Functioning



Risk Behaviors

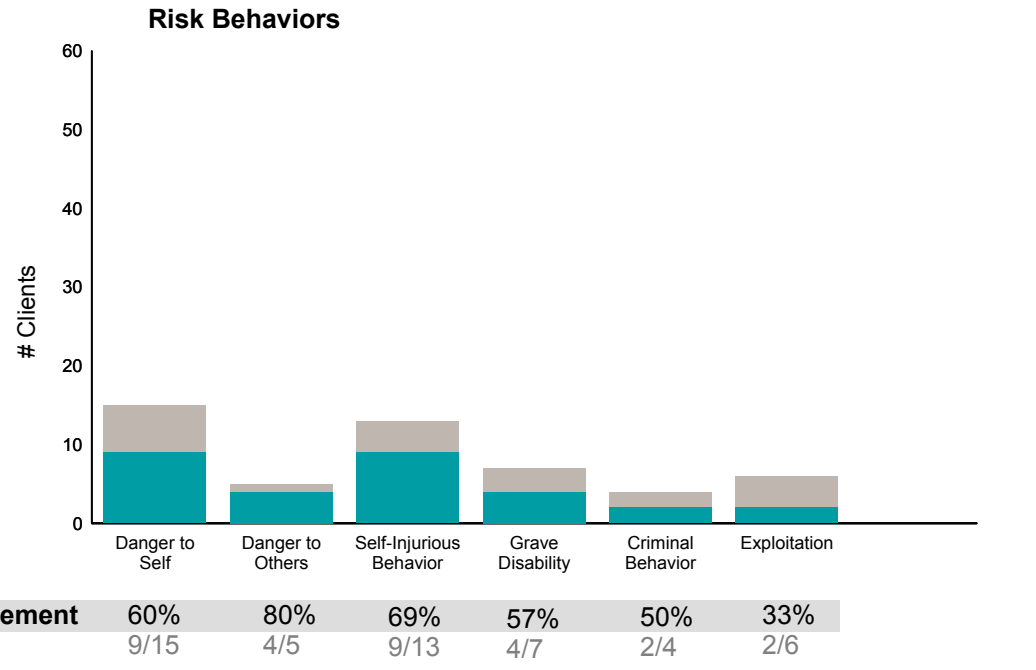
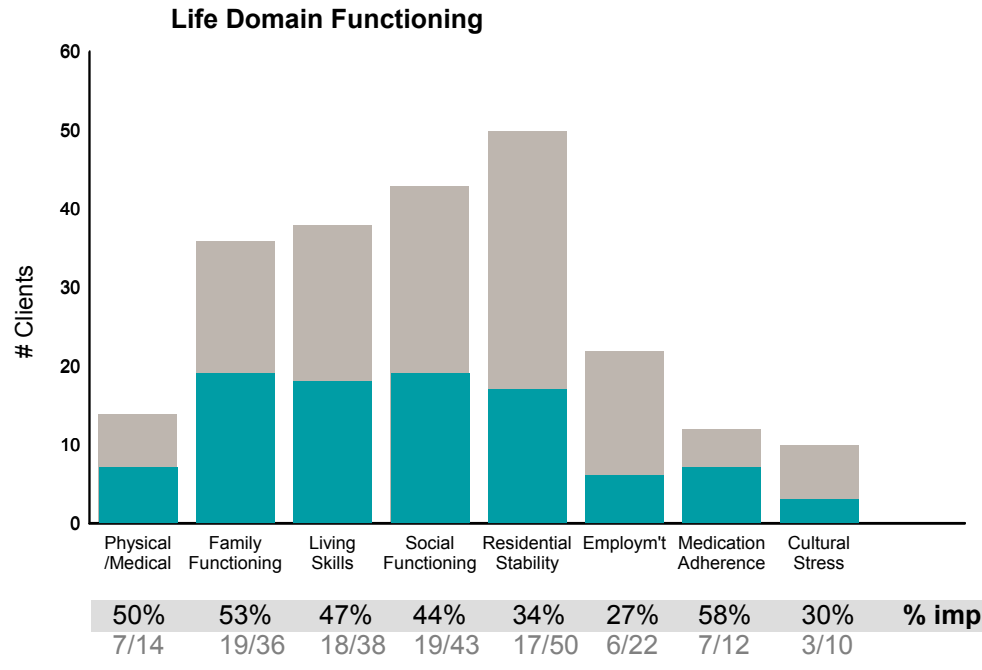
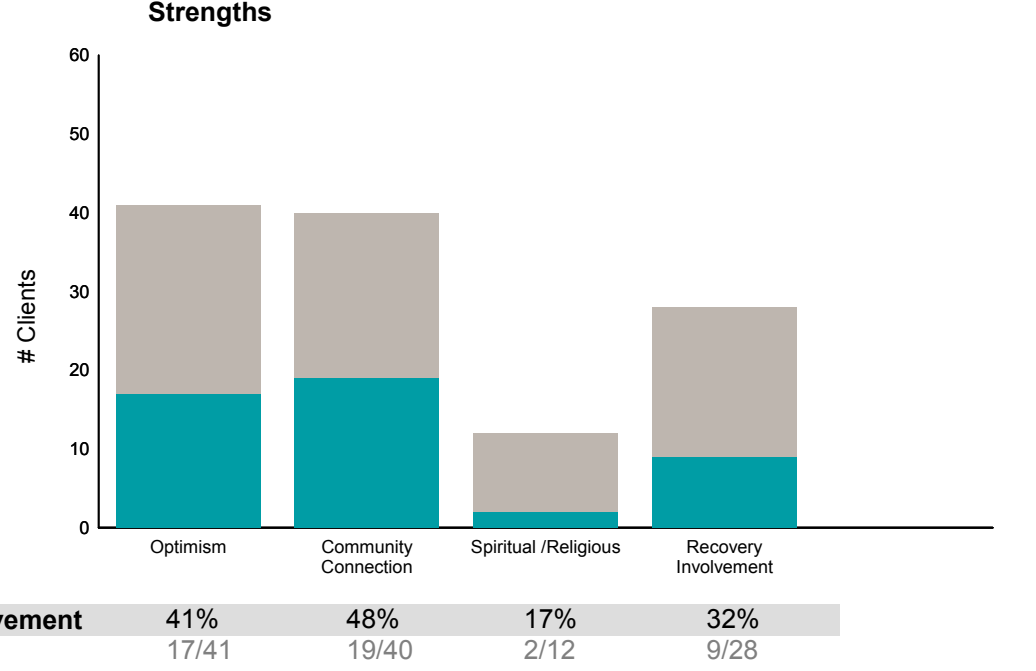
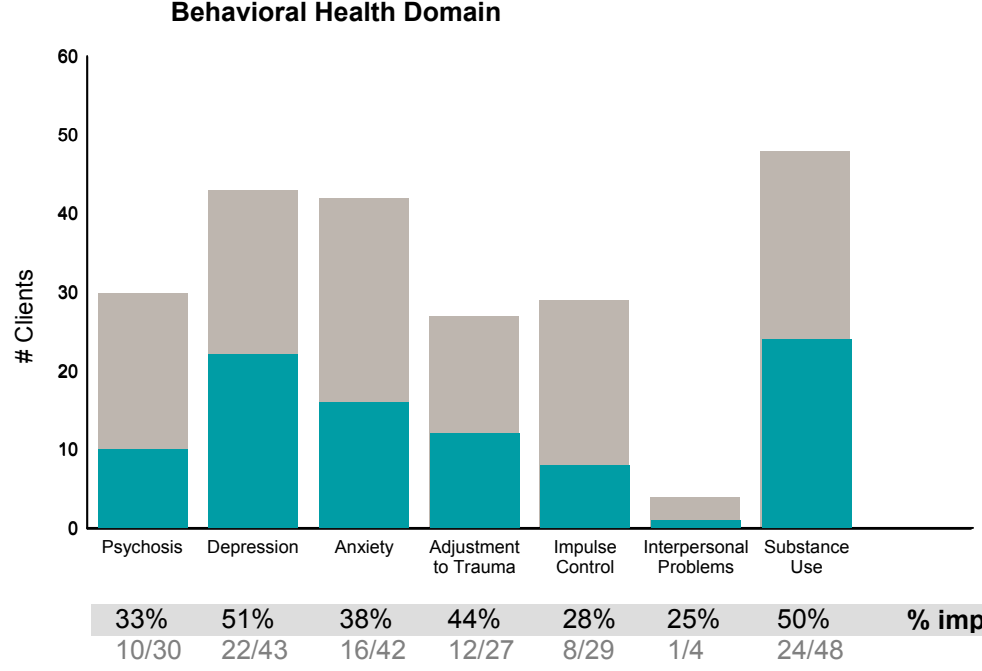


Item	% improvement	Count
Physical /Medical	0%	0/0
Family Functioning	0%	0/0
Living Skills	0%	0/0
Social Functioning	0%	0/0
Residential Stability	0%	0/0
Employment	0%	0/0
Medication Adherence	0%	0/0
Cultural Stress	0%	0/0
% improvement		
Danger to Self	0%	0/0
Danger to Others	0%	0/0
Self-Injurious Behavior	0%	0/0
Grave Disability	0%	0/0
Criminal Behavior	0%	0/0
Exploitation	0%	0/0

FY19-20 Q4 Objective A.2 ANSA Outcomes Item-Level Report
La Amistad Residential Adult & Day Treatment (38091, 38092)

Didn't Improve
 Improved
 This report looks at current ANSAs to see how many clients improved on items rated 2 or 3 from the prior ANSA.

Num of episodes w/ min. 2 ANSAs: 56 Average days between ANSAs: 71.6 % clients improved on min. 30% of actionable items: **71% (= 40/56)**



This report reflects data from 7/1/2019 - 6/30/2020

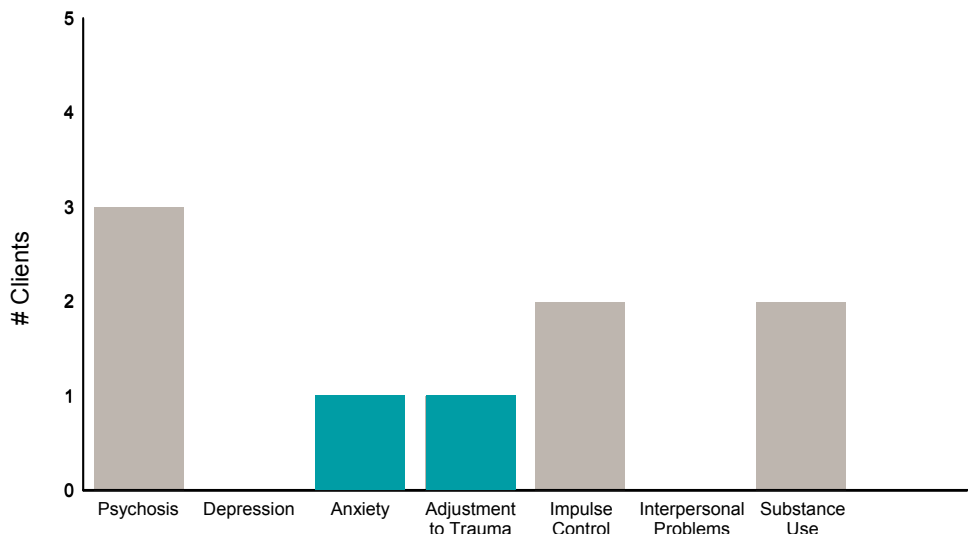


FY19-20 Q4 Objective A.2 ANSA Outcomes Item-Level Report
LHH Dept of Psychiatry (38KJOP)

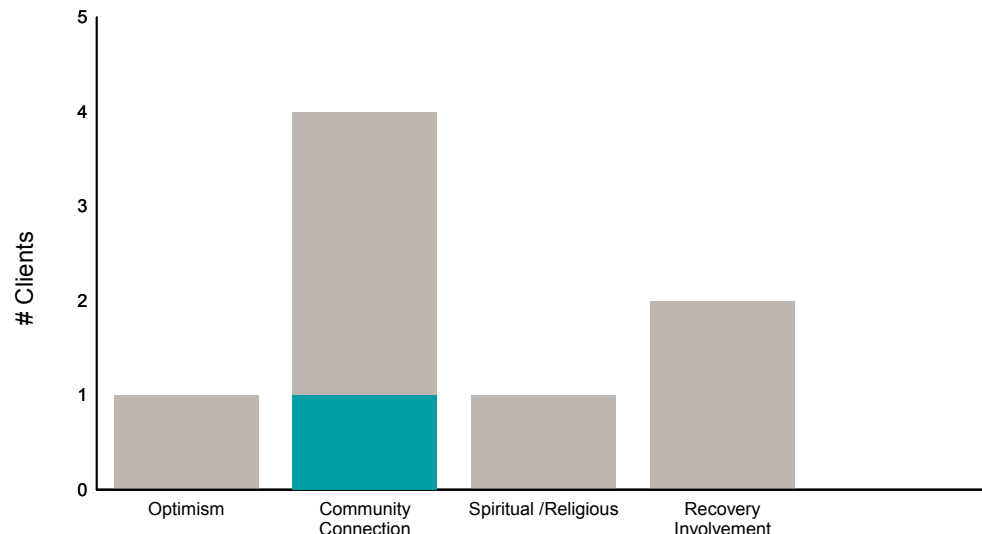
Didn't Improve
 Improved
 This report looks at current ANSAs to see how many clients improved on items rated 2 or 3 from the prior ANSA.

Num of episodes w/ min. 2 ANSAs: 5 Average days between ANSAs: 251.4 % clients improved on min. 30% of actionable items: **60% (= 3/5)**

Behavioral Health Domain

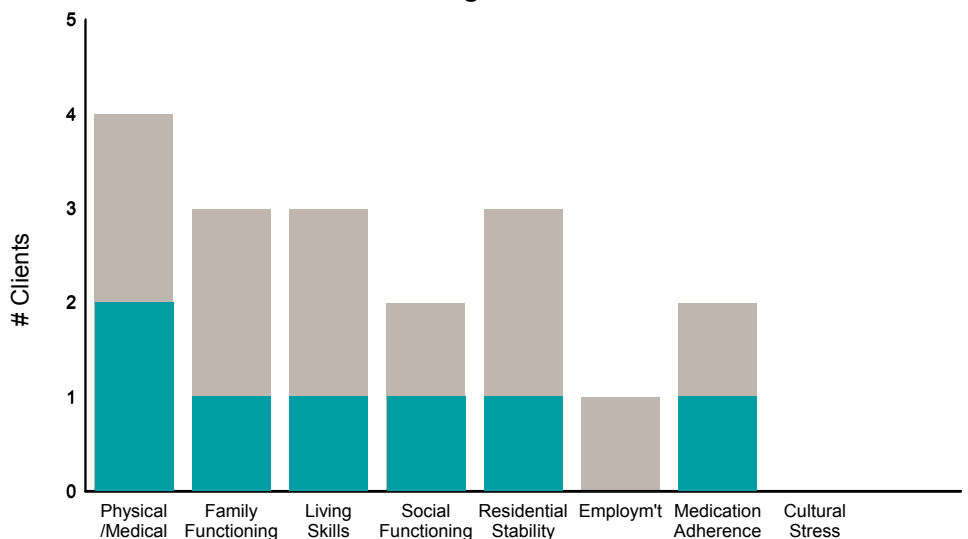


Strengths

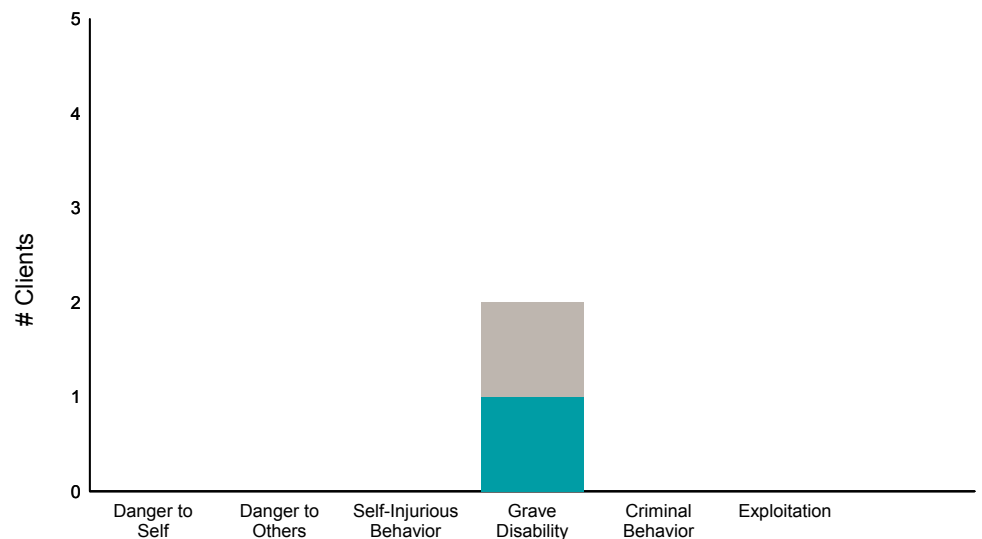


Item	Improved	Didn't Improve	% improvement
Psychosis	0/3	3/0	0%
Depression	0/0	0/0	0%
Anxiety	1/1	0/0	100%
Adjustment to Trauma	1/1	0/0	100%
Impulse Control	0/2	2/0	0%
Interpersonal Problems	0/0	0/0	0%
Substance Use	0/2	2/0	0%
Optimism	0/1	1/0	0%
Community Connection	1/4	3/0	25%
Spiritual /Religious	0/1	1/0	0%
Recovery Involvement	0/2	2/0	0%

Life Domain Functioning



Risk Behaviors



Item	Improved	Didn't Improve	% improvement
Physical /Medical	2/4	2/0	50%
Family Functioning	1/3	2/0	33%
Living Skills	1/3	2/0	33%
Social Functioning	1/2	1/0	50%
Residential Stability	1/3	2/0	33%
Employ'm't	0/1	1/0	0%
Medication Adherence	1/2	1/0	50%
Cultural Stress	0/0	0/0	0%
Danger to Self	0/0	0/0	0%
Danger to Others	0/0	0/0	0%
Self-Injurious Behavior	0/0	0/0	0%
Grave Disability	1/2	1/0	50%
Criminal Behavior	0/0	0/0	0%
Exploitation	0/0	0/0	0%

This report reflects data from 7/1/2019 - 6/30/2020

FY19-20 Q4 Objective A.2 ANSA Outcomes Item-Level Report
Mission IMD Alternatives (38047)

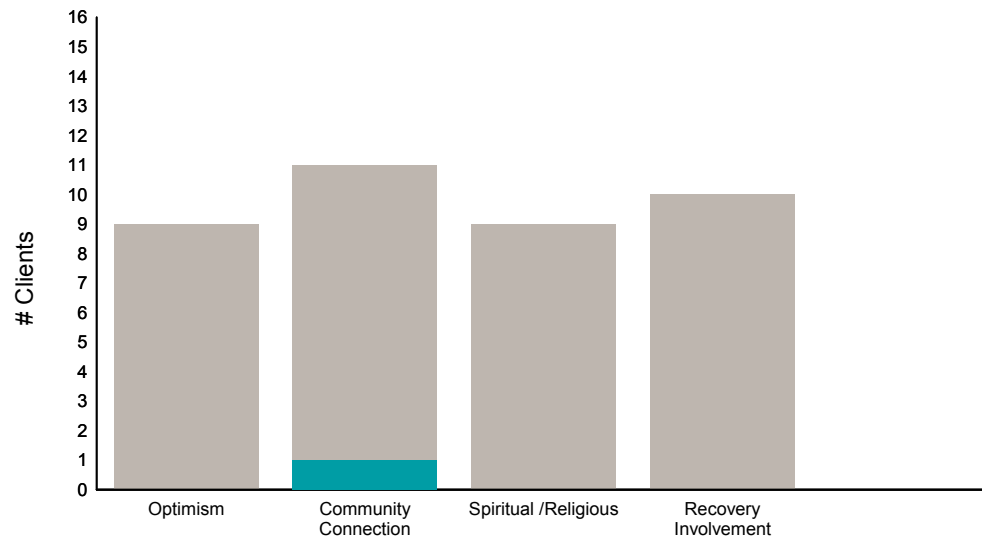
Didn't Improve
 Improved
 This report looks at current ANSAs to see how many clients improved on items rated 2 or 3 from the prior ANSA.

Num of episodes w/ min. 2 ANSAs: 16 Average days between ANSAs: 335.9 % clients improved on min. 30% of actionable items: **21% (= 3/14)**

Behavioral Health Domain

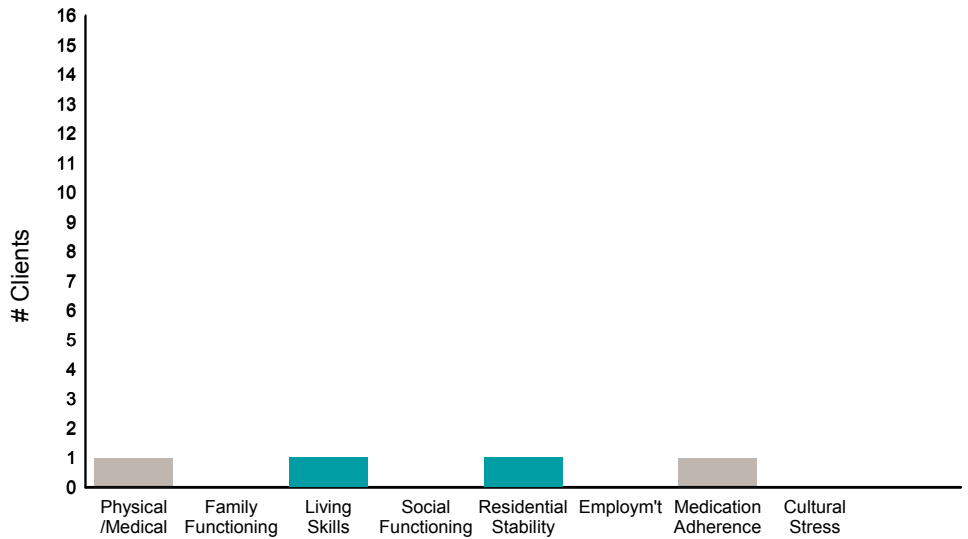


Strengths

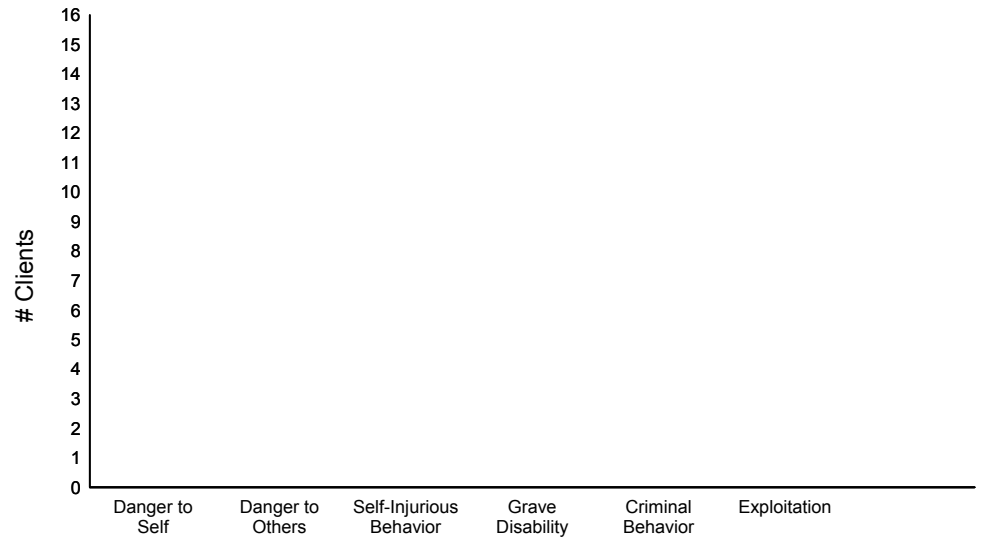


Item	% improvement
Psychosis	25% (1/4)
Depression	0% (0/1)
Anxiety	0% (0/0)
Adjustment to Trauma	0% (0/0)
Impulse Control	0% (0/0)
Interpersonal Problems	0% (0/0)
Substance Use	13% (1/8)
Optimism	0% (0/9)
Community Connection	9% (1/11)
Spiritual /Religious	0% (0/9)
Recovery Involvement	0% (0/10)

Life Domain Functioning



Risk Behaviors

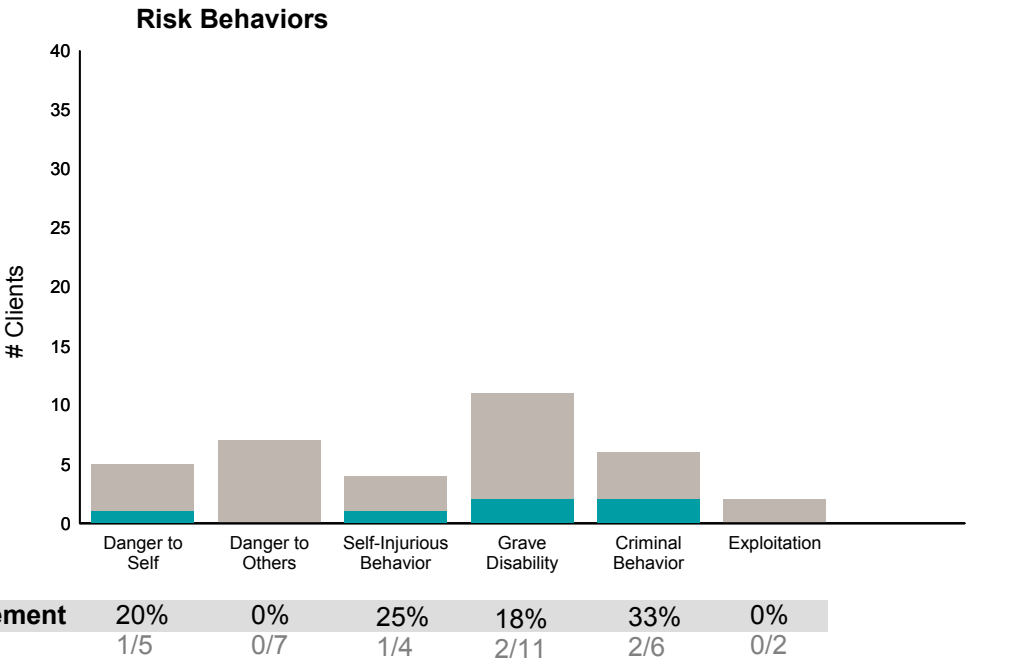
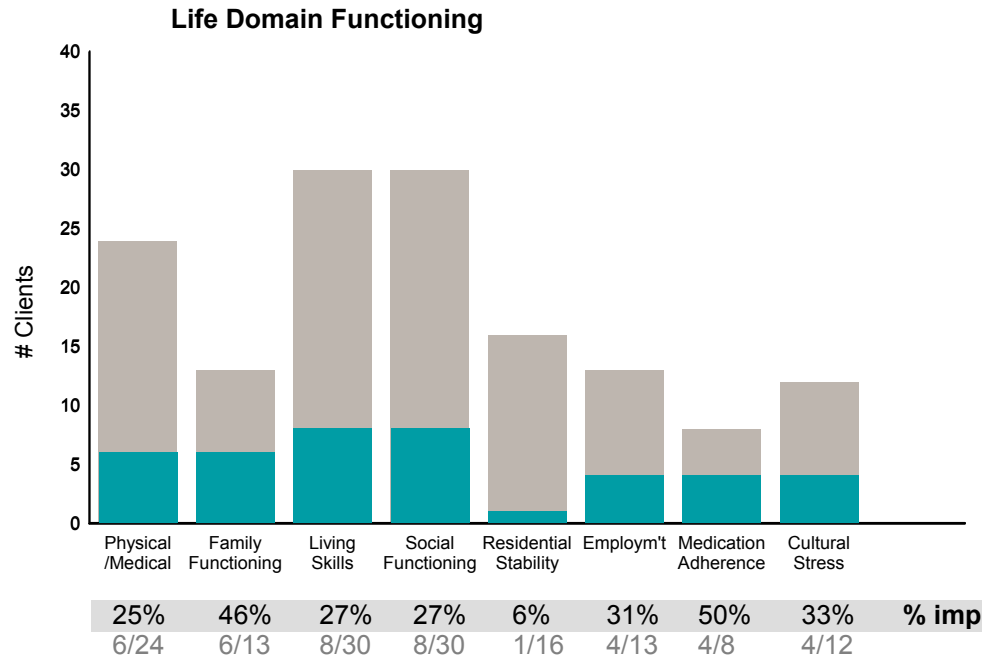
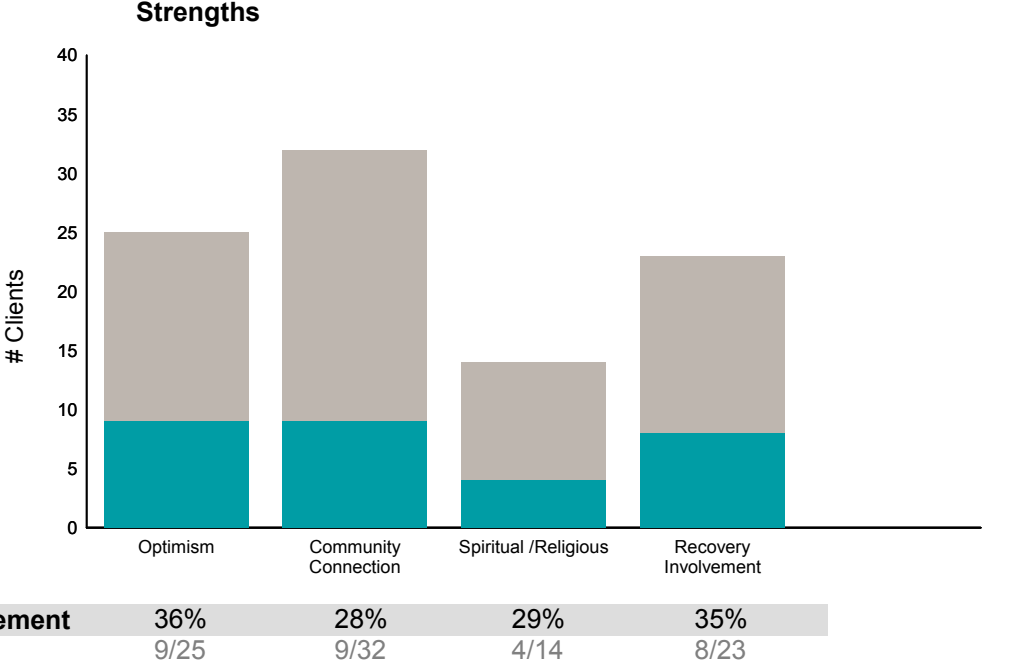
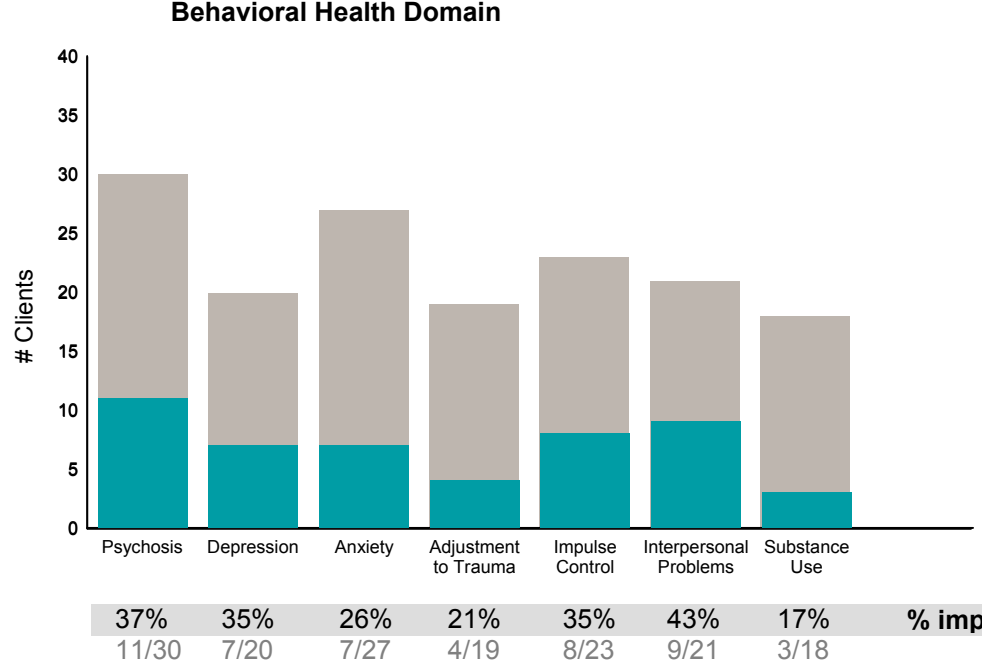


Item	% improvement
Physical /Medical	0% (0/1)
Family Functioning	0% (0/0)
Living Skills	100% (1/1)
Social Functioning	0% (0/0)
Residential Stability	100% (1/1)
Employm't	0% (0/0)
Medication Adherence	0% (0/1)
Cultural Stress	0% (0/0)
Danger to Self	0% (0/0)
Danger to Others	0% (0/0)
Self-Injurious Behavior	0% (0/0)
Grave Disability	0% (0/0)
Criminal Behavior	0% (0/0)
Exploitation	0% (0/0)

FY19-20 Q4 Objective A.2 ANSA Outcomes Item-Level Report
MISSION MH MISSION ACT (3804SP)

Didn't Improve
 Improved
 This report looks at current ANSAs to see how many clients improved on items rated 2 or 3 from the prior ANSA.

Num of episodes w/ min. 2 ANSAs: **40**
 Average days between ANSAs: **560.3**
 % clients improved on min. 30% of actionable items: **51% (= 20/39)**



This report reflects data from 7/1/2019 - 6/30/2020

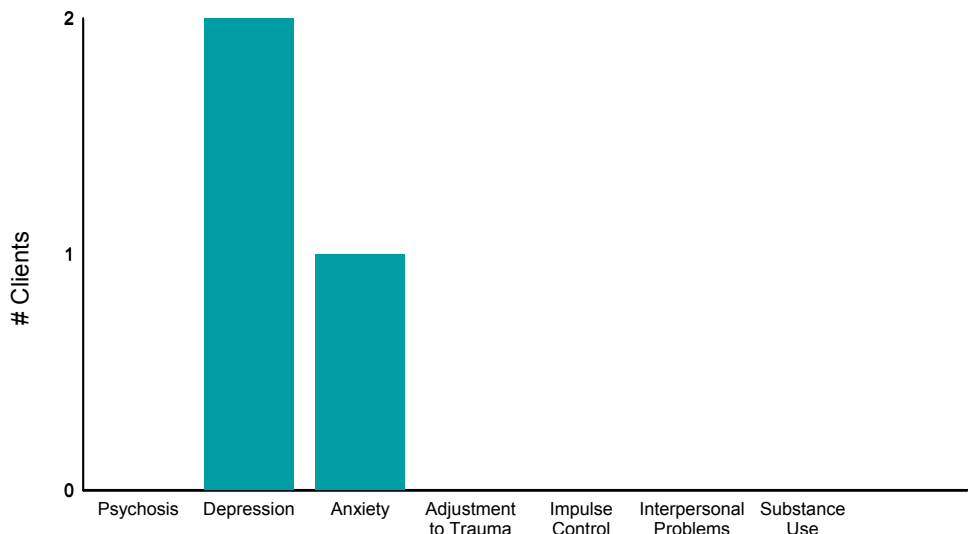


FY19-20 Q4 Objective A.2 ANSA Outcomes Item-Level Report
Mission MH PSTAC (3804PS)

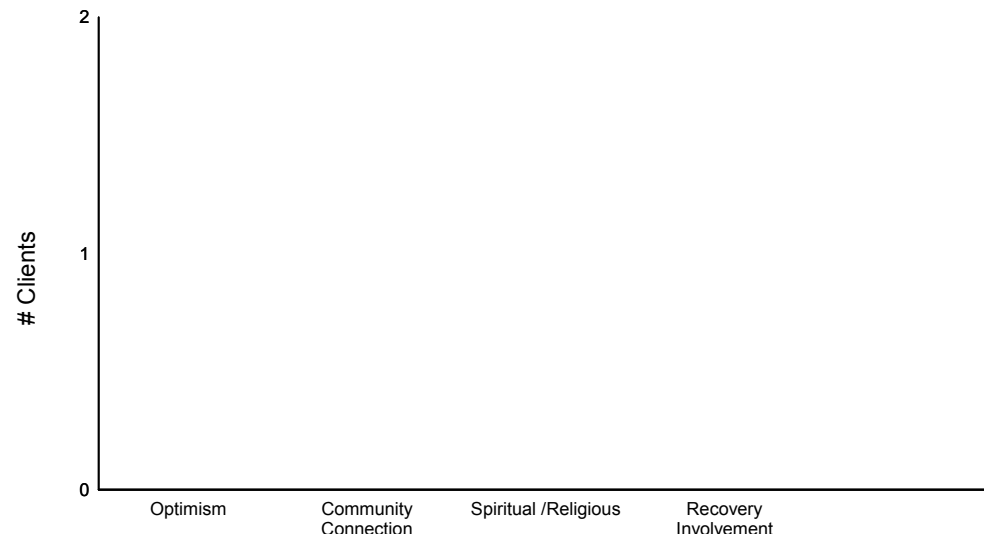
Didn't Improve
 Improved
 This report looks at current ANSAs to see how many clients improved on items rated 2 or 3 from the prior ANSA.

Num of episodes w/ min. 2 ANSAs: **2**
 Average days between ANSAs: **405.5**
 % clients improved on min. 30% of actionable items: **100% (= 2/2)**

Behavioral Health Domain




Strengths




0%	100%	100%	0%	0%	0%	0%	% improvement	0%	0%	0%	0%
0/0	2/2	1/1	0/0	0/0	0/0	0/0		0/0	0/0	0/0	0/0

Life Domain Functioning



Risk Behaviors



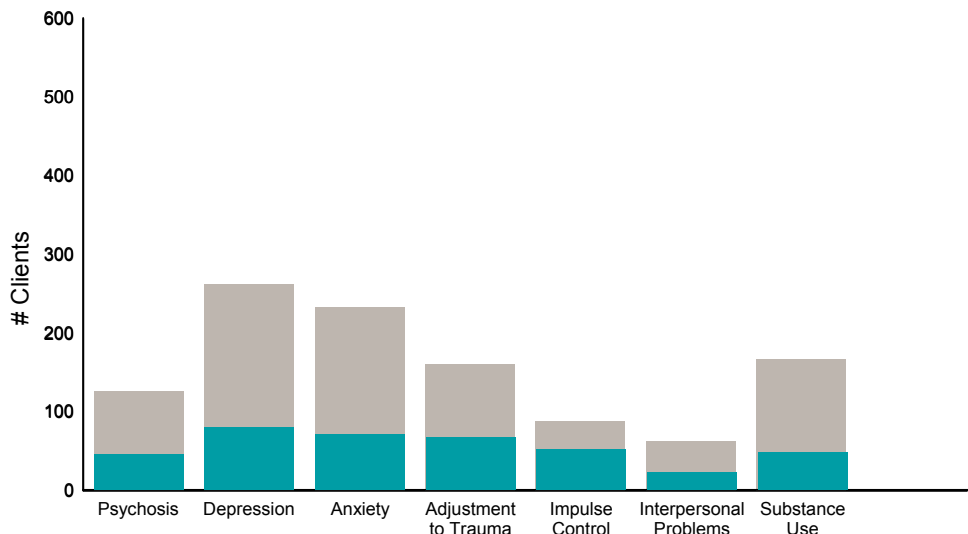
100%	0%	0%	0%	0%	0%	0%	0%	% improvement	0%	0%	0%	0%	0%	0%
1/1	0/0	0/0	0/0	0/0	0/0	0/0	0/0		0/0	0/0	0/0	0/0	0/0	0/0

FY19-20 Q4 Objective A.2 ANSA Outcomes Item-Level Report
Mission MH Team 1 (38043)

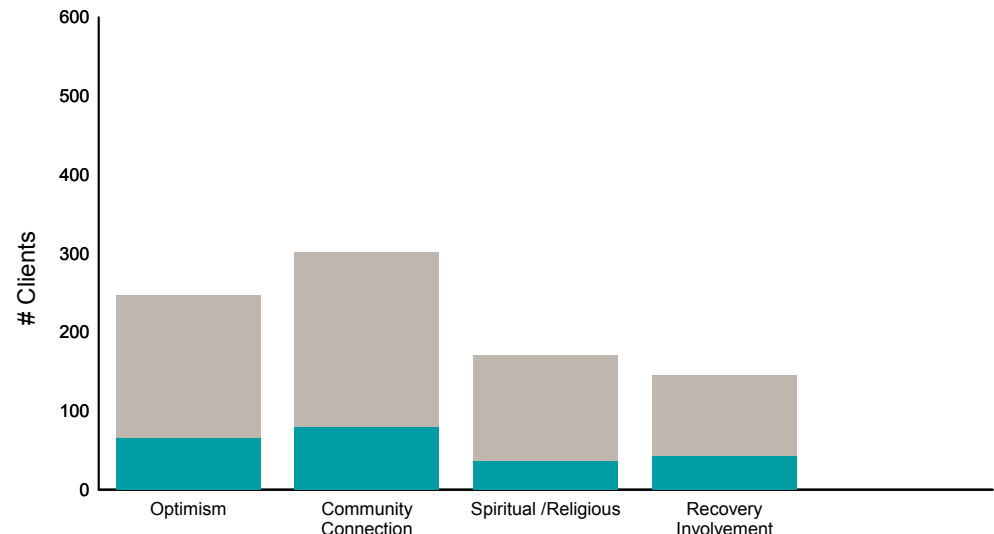
Didn't Improve
 Improved
 This report looks at current ANSAs to see how many clients improved on items rated 2 or 3 from the prior ANSA.

Num of episodes w/ min. 2 ANSAs: 519 Average days between ANSAs: 387.4 % clients improved on min. 30% of actionable items: **56% (= 241/433)**

Behavioral Health Domain



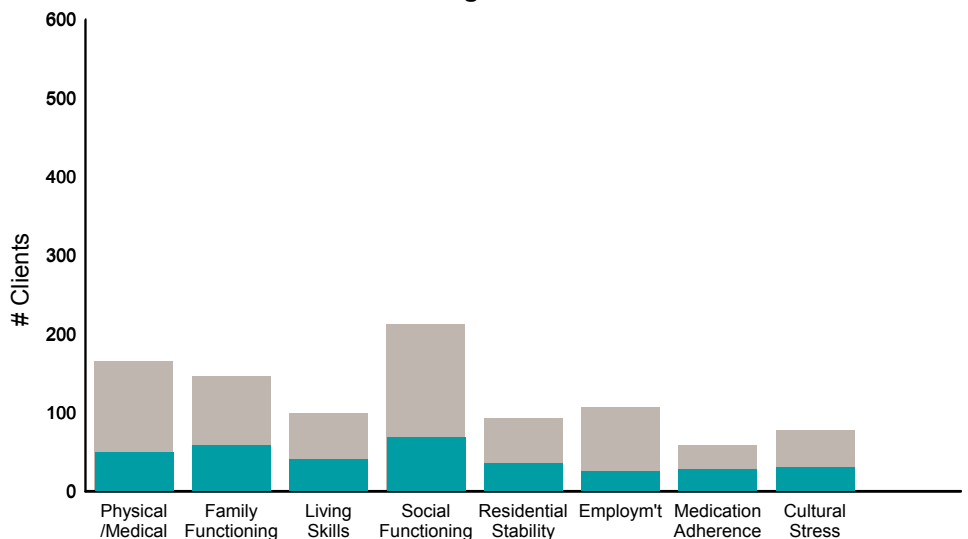
Strengths



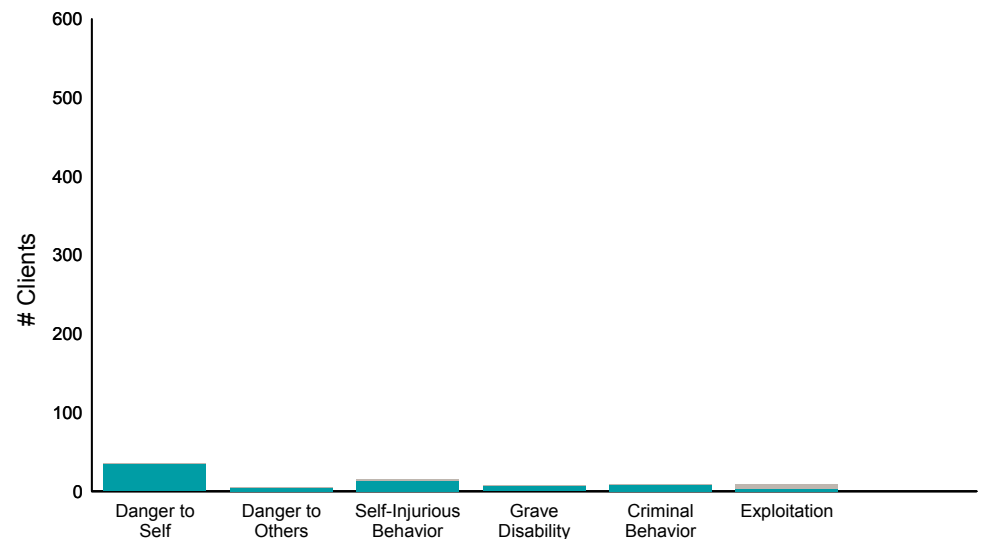
Item	% improvement
Psychosis	36%
Depression	31%
Anxiety	30%
Adjustment to Trauma	42%
Impulse Control	58%
Interpersonal Problems	35%
Substance Use	29%
Optimism	27%
Community Connection	26%
Spiritual /Religious	21%
Recovery Involvement	29%

45/126 80/262 71/233 67/161 51/88 22/63 48/167

Life Domain Functioning



Risk Behaviors



Item	% improvement
Physical /Medical	30%
Family Functioning	39%
Living Skills	40%
Social Functioning	32%
Residential Stability	38%
Employ'm't	23%
Medication Adherence	47%
Cultural Stress	38%
Danger to Self	94%
Danger to Others	80%
Self-Injurious Behavior	87%
Grave Disability	75%
Criminal Behavior	89%
Exploitation	33%

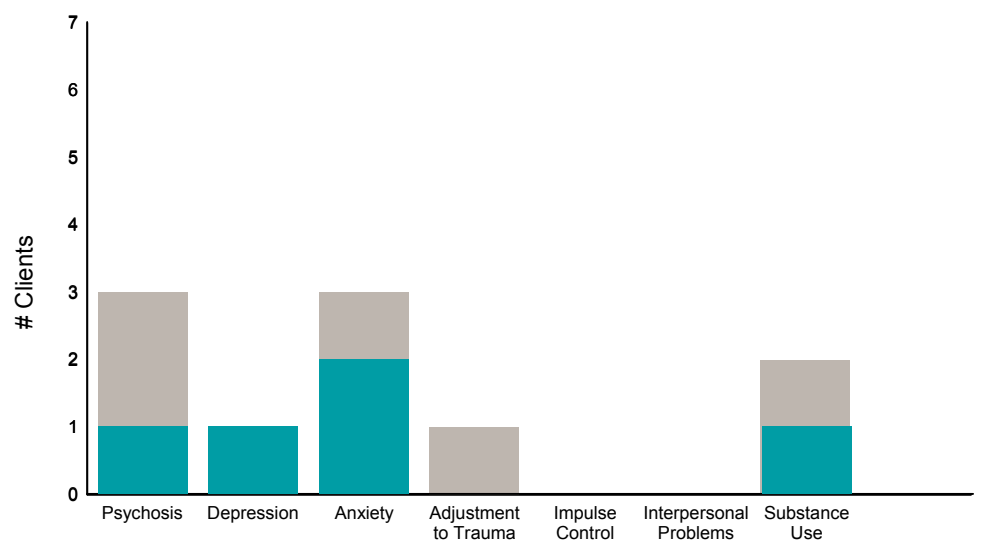
49/166 58/147 40/100 68/213 35/93 25/107 28/59 30/78

FY19-20 Q4 Objective A.2 ANSA Outcomes Item-Level Report
Odyssey House Outpatient (3840OP)

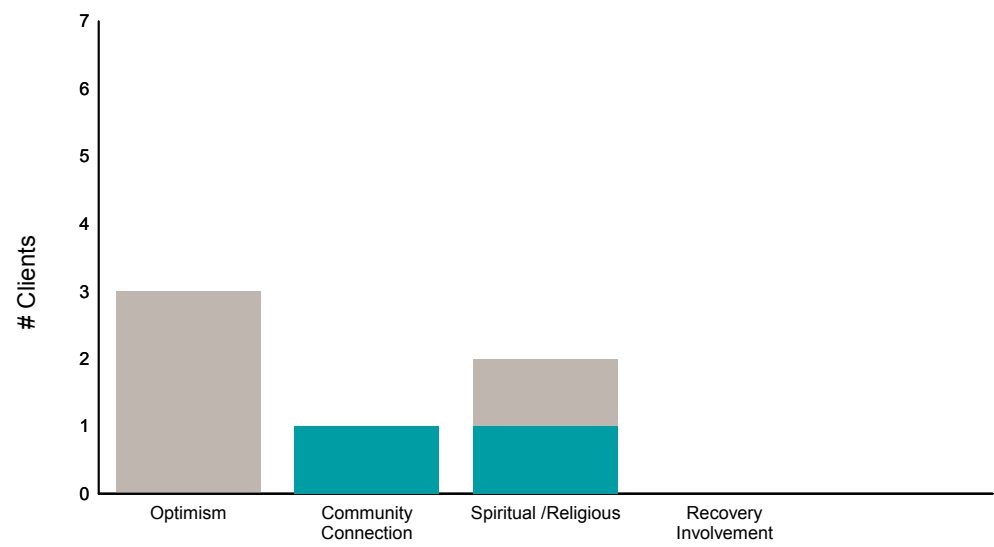
Didn't Improve
 Improved
 This report looks at current ANSAs to see how many clients improved on items rated 2 or 3 from the prior ANSA.

Num of episodes w/ min. 2 ANSAs: **7** Average days between ANSAs: **614.0** % clients improved on min. 30% of actionable items: **33% (= 2/6)**

Behavioral Health Domain

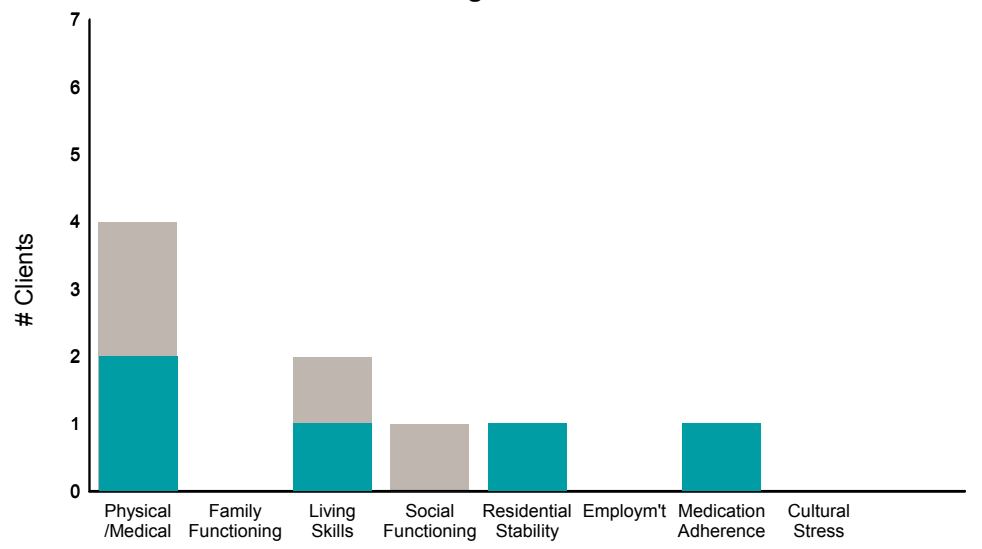


Strengths

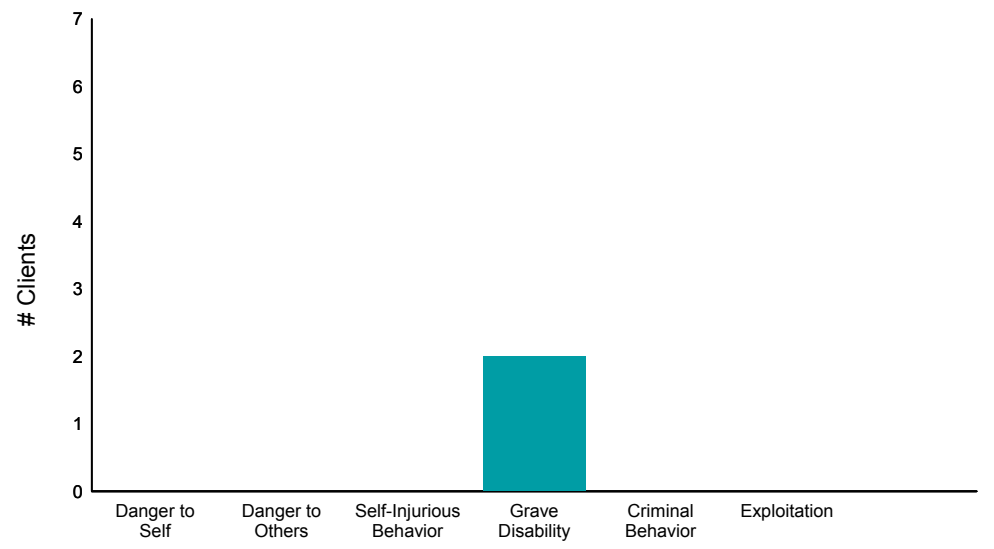


Item	Improved	Didn't Improve	% improvement
Psychosis	1/3	2/3	33%
Depression	1/1	0/0	100%
Anxiety	2/3	1/3	67%
Adjustment to Trauma	0/1	1/1	0%
Impulse Control	0/0	0/0	0%
Interpersonal Problems	0/0	0/0	0%
Substance Use	1/2	1/2	50%
Optimism	0/3	3/3	0%
Community Connection	1/1	0/0	100%
Spiritual /Religious	1/2	1/2	50%
Recovery Involvement	0/0	0/0	0%

Life Domain Functioning



Risk Behaviors



Item	Improved	Didn't Improve	% improvement
Physical /Medical	2/4	2/4	50%
Family Functioning	0/0	0/0	0%
Living Skills	1/2	1/2	50%
Social Functioning	0/1	1/1	0%
Residential Stability	1/1	0/0	100%
Employ'm't	0/0	0/0	0%
Medication Adherence	1/1	0/0	100%
Cultural Stress	0/0	0/0	0%
Danger to Self	0/0	0/0	0%
Danger to Others	0/0	0/0	0%
Self-Injurious Behavior	0/0	0/0	0%
Grave Disability	2/2	0/0	100%
Criminal Behavior	0/0	0/0	0%
Exploitation	0/0	0/0	0%

This report reflects data from 7/1/2019 - 6/30/2020

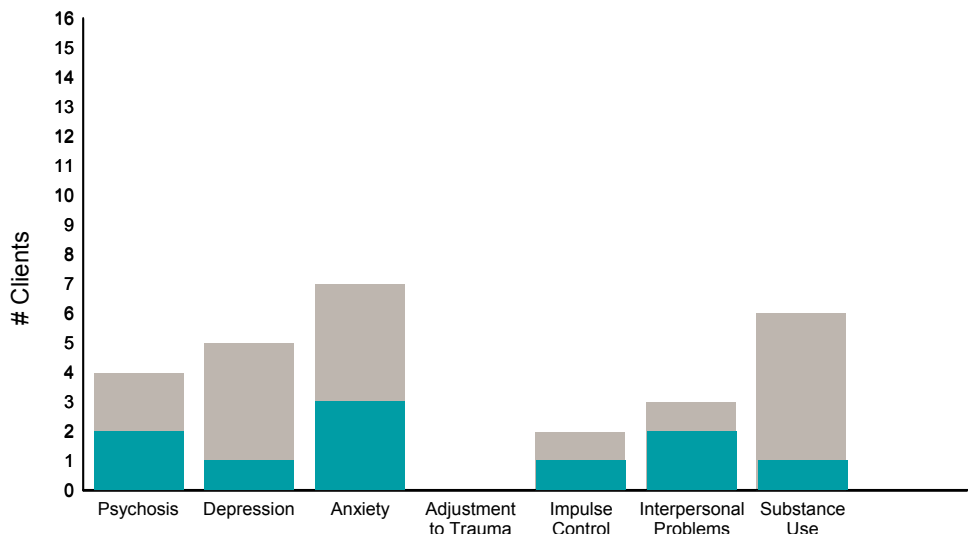


FY19-20 Q4 Objective A.2 ANSA Outcomes Item-Level Report
Older Adult Day Support (89903MH)

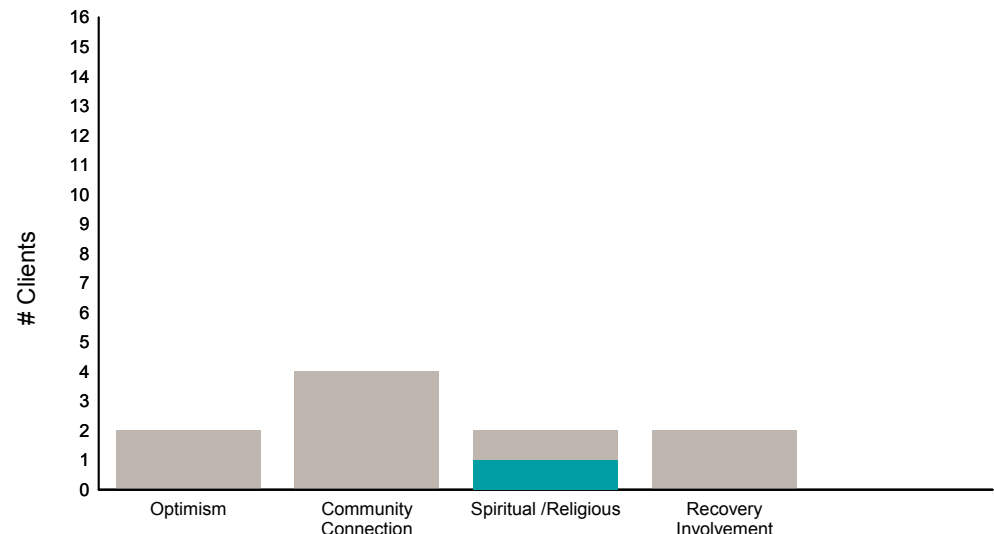
Didn't Improve
 Improved
 This report looks at current ANSAs to see how many clients improved on items rated 2 or 3 from the prior ANSA.

Num of episodes w/ min. 2 ANSAs: 16 Average days between ANSAs: 340.8 % clients improved on min. 30% of actionable items: **42% (= 5/12)**

Behavioral Health Domain

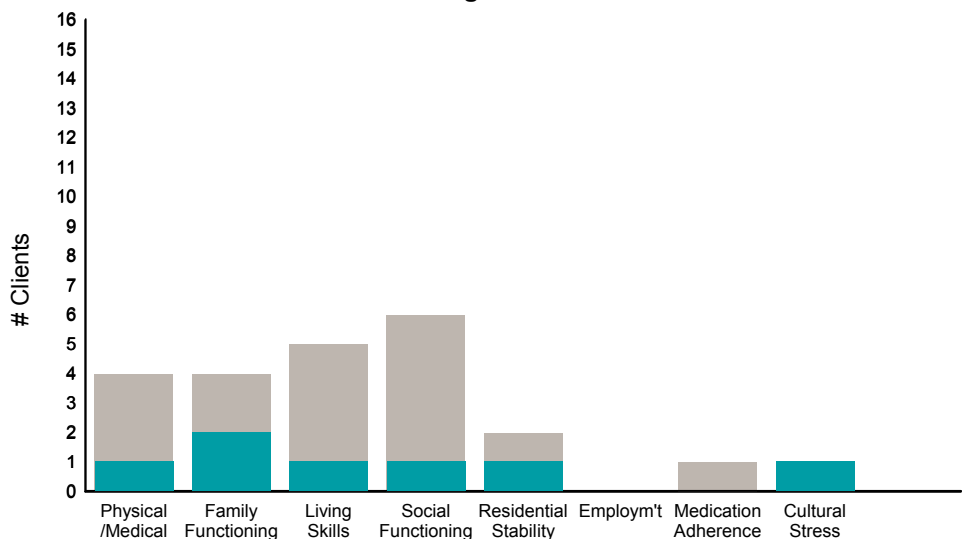


Strengths




Item	Improved	Didn't Improve	% improvement
Psychosis	2/4	2/4	50%
Depression	1/5	4/5	20%
Anxiety	3/7	4/7	43%
Adjustment to Trauma	0/0	0/0	0%
Impulse Control	1/2	1/2	50%
Interpersonal Problems	2/3	1/3	67%
Substance Use	1/6	5/6	17%

Life Domain Functioning



Risk Behaviors



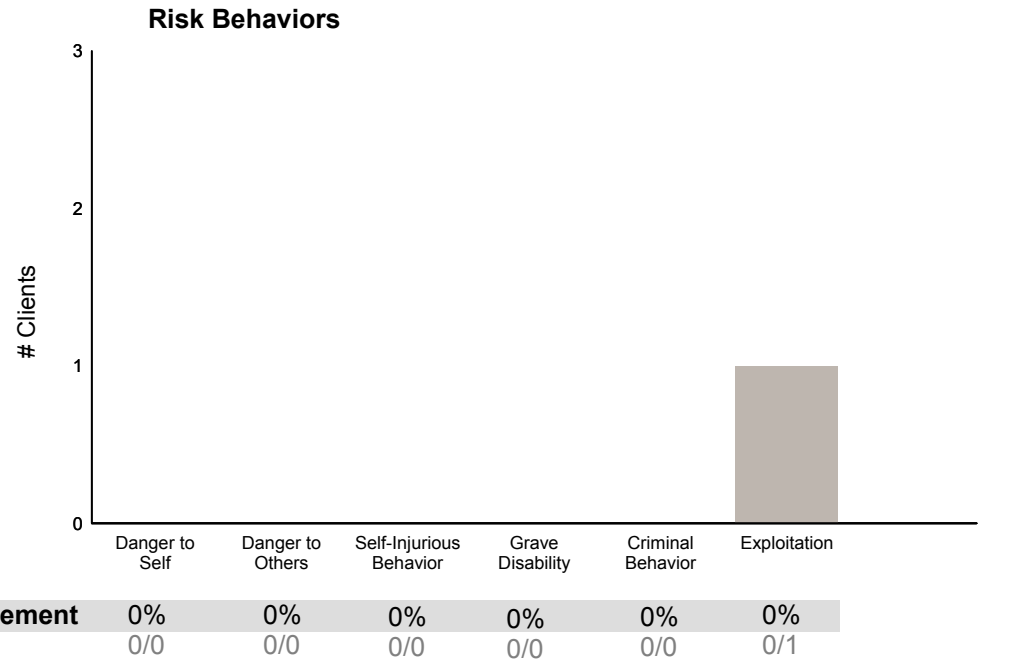
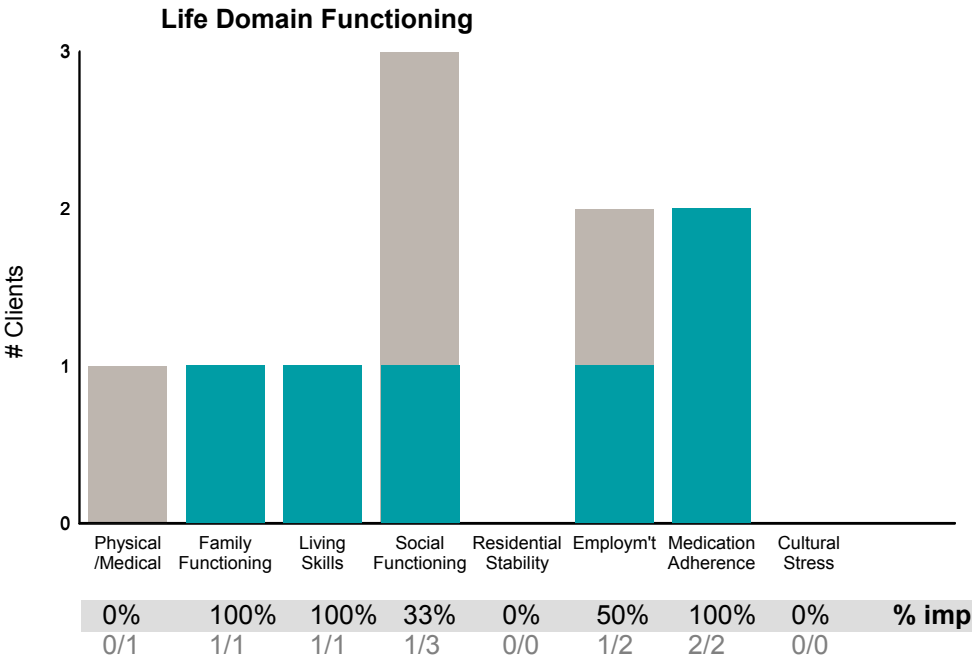
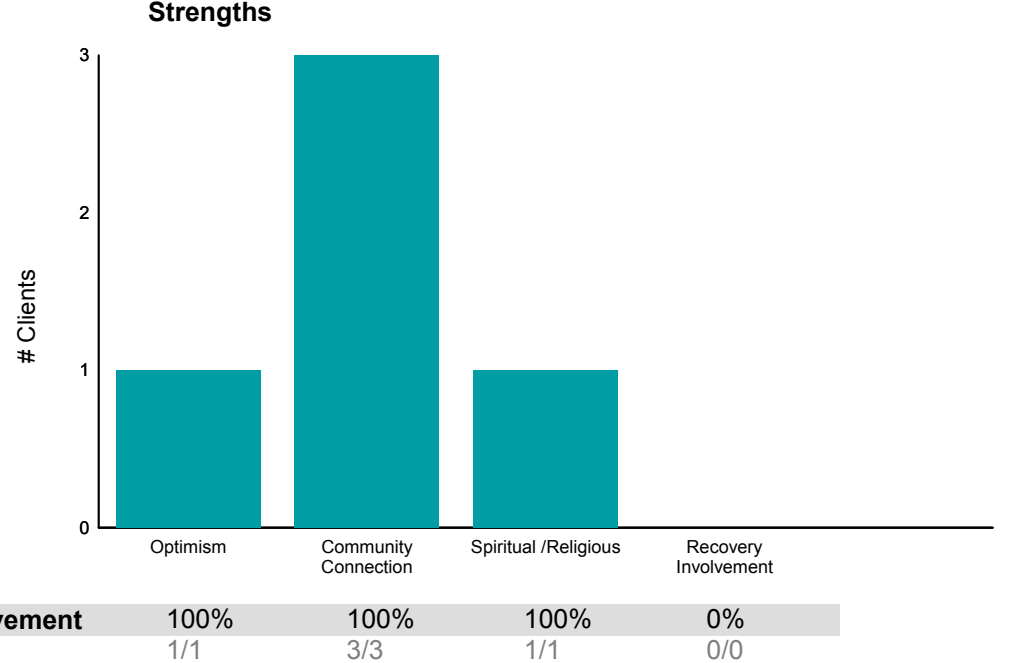
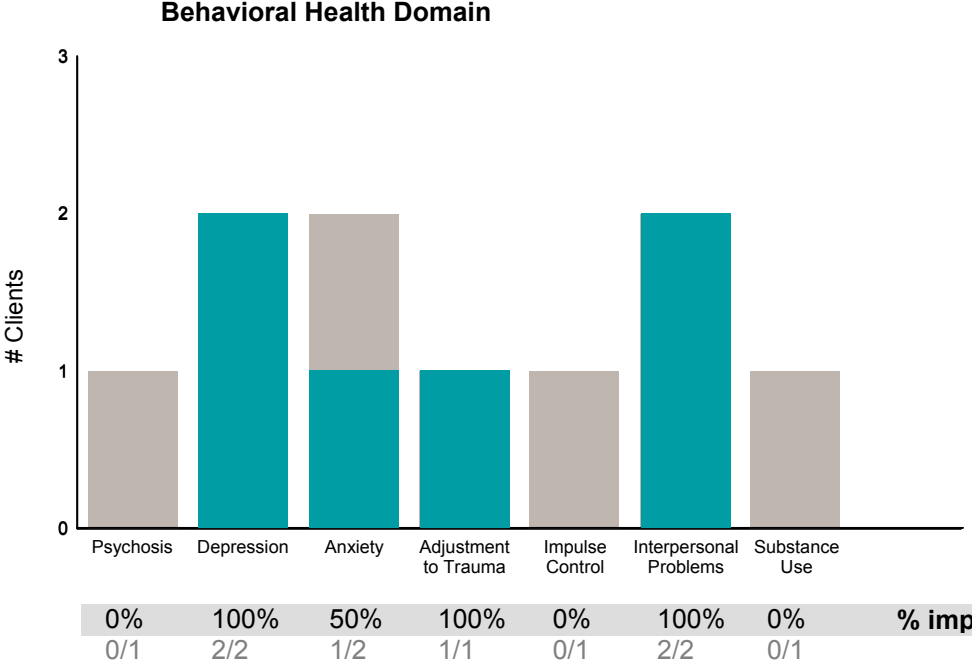
Item	Improved	Didn't Improve	% improvement
Physical /Medical	1/4	3/4	25%
Family Functioning	2/4	2/4	50%
Living Skills	1/5	4/5	20%
Social Functioning	1/6	5/6	17%
Residential Stability	1/2	1/2	50%
Employ'm't	0/0	0/0	0%
Medication Adherence	0/1	1/1	0%
Cultural Stress	1/1	0/1	100%

This report reflects data from 7/1/2019 - 6/30/2020

FY19-20 Q4 Objective A.2 ANSA Outcomes Item-Level Report
OMI Anchor Program (3880AC)

Didn't Improve
 Improved
 This report looks at current ANSAs to see how many clients improved on items rated 2 or 3 from the prior ANSA.

Num of episodes w/ min. 2 ANSAs: **3** Average days between ANSAs: **334.3** % clients improved on min. 30% of actionable items: **100% (= 3/3)**



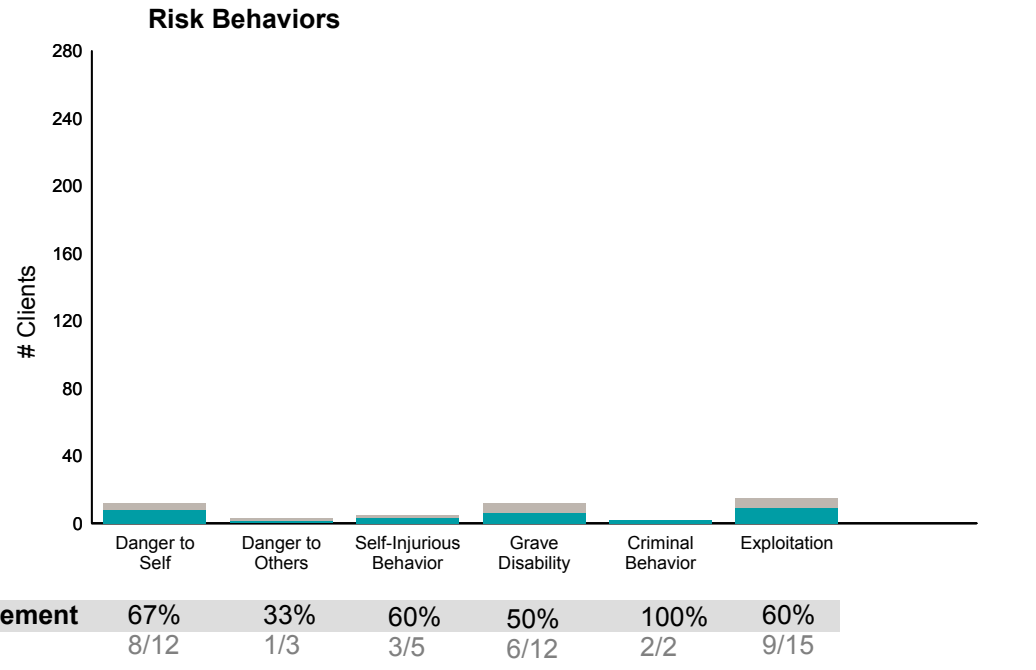
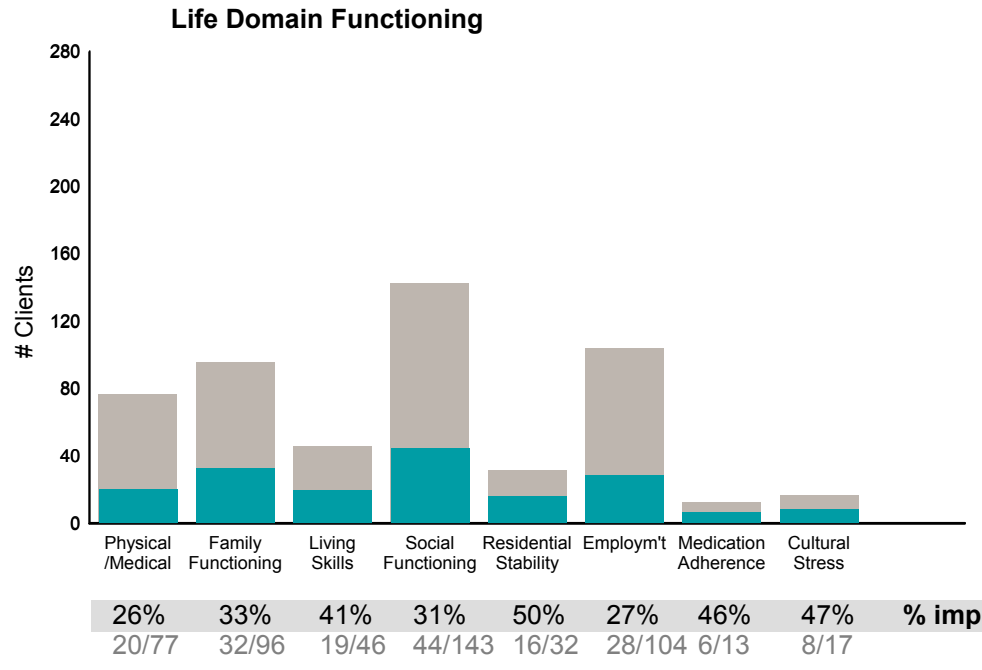
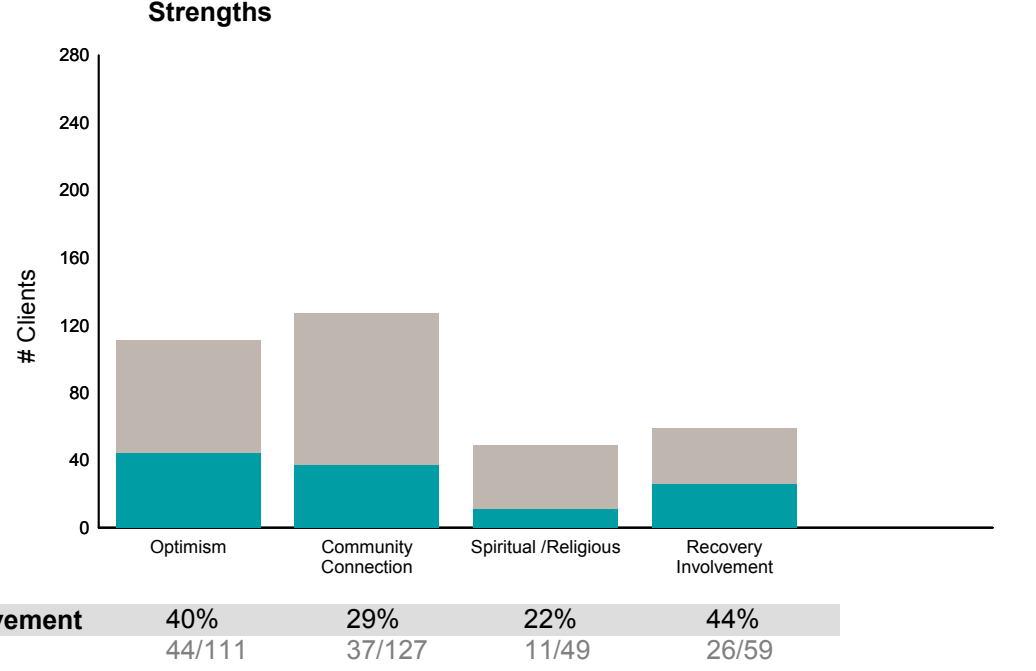
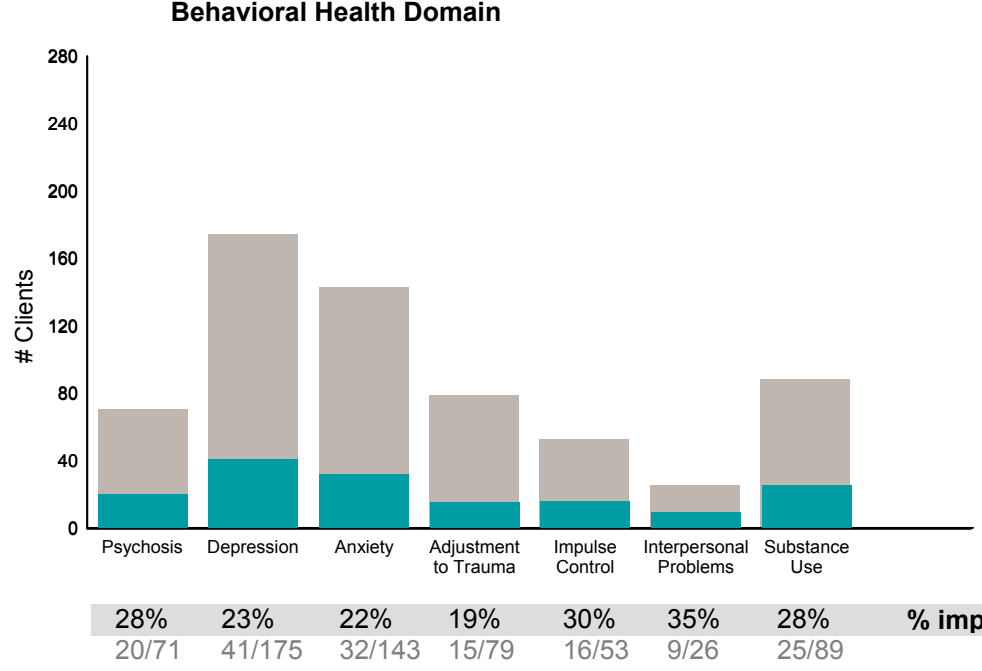
This report reflects data from 7/1/2019 - 6/30/2020



FY19-20 Q4 Objective A.2 ANSA Outcomes Item-Level Report
OMI Family Center OP (38803)

Didn't Improve
 Improved
 This report looks at current ANSAs to see how many clients improved on items rated 2 or 3 from the prior ANSA.

Num of episodes w/ min. 2 ANSAs: 280 Average days between ANSAs: 338.4 % clients improved on min. 30% of actionable items: **52% (= 137/264)**



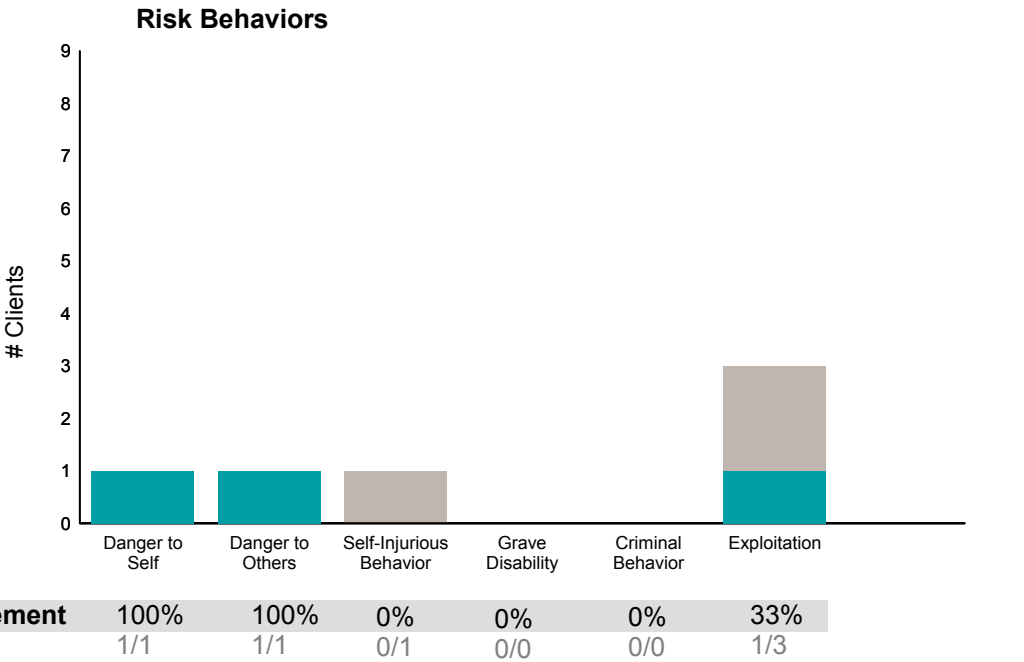
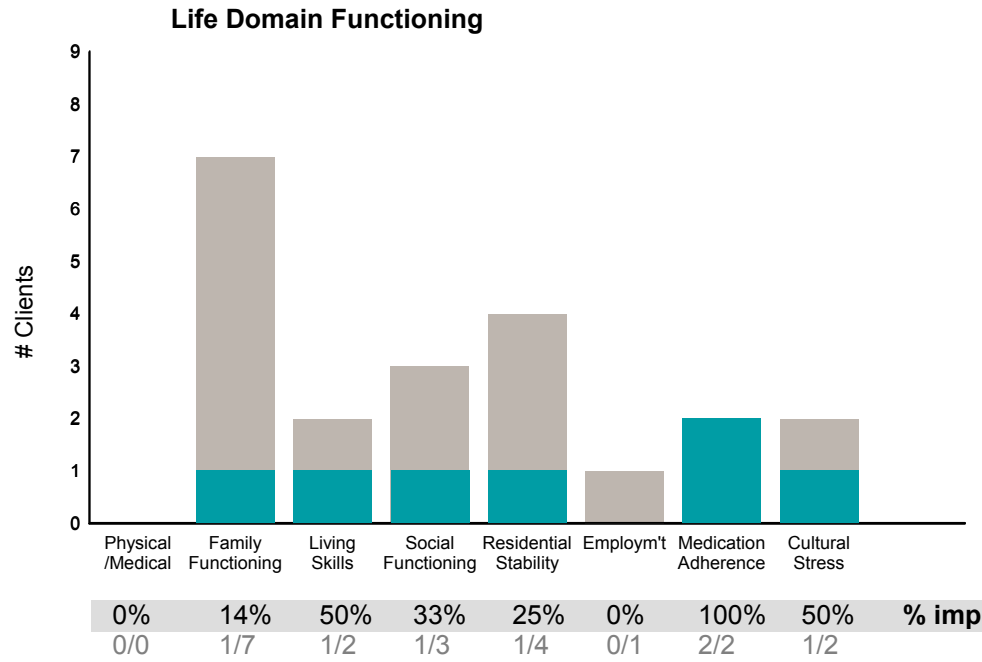
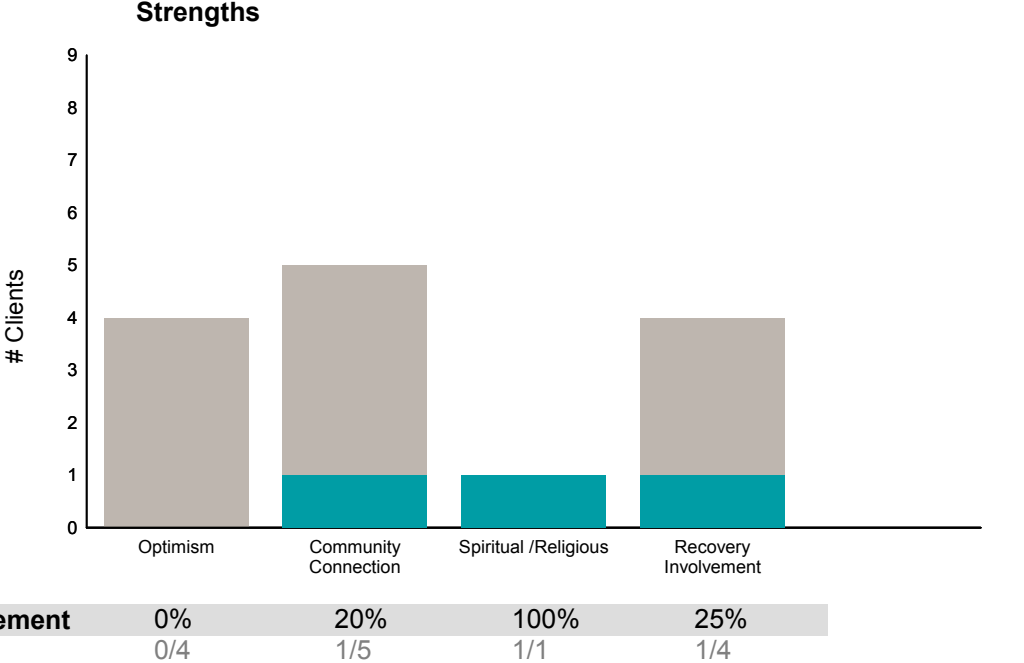
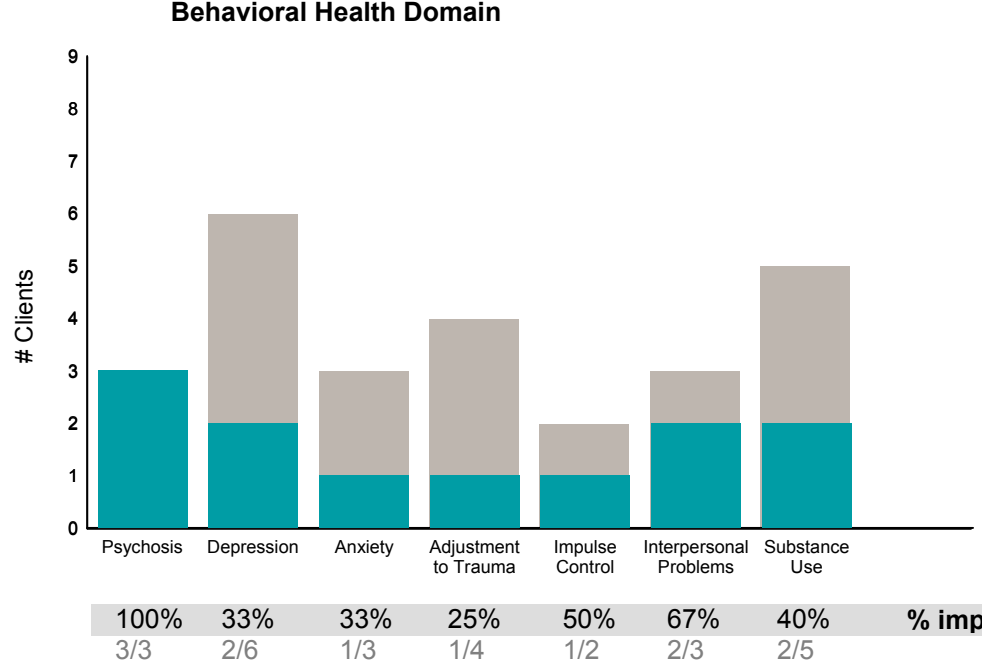
This report reflects data from 7/1/2019 - 6/30/2020



FY19-20 Q4 Objective A.2 ANSA Outcomes Item-Level Report
Progress Ashbury House & Day Treatment (89841)

Didn't Improve
 Improved
 This report looks at current ANSAs to see how many clients improved on items rated 2 or 3 from the prior ANSA.

Num of episodes w/ min. 2 ANSAs: **9** Average days between ANSAs: **179.7** % clients improved on min. 30% of actionable items: **56% (= 5/9)**



This report reflects data from 7/1/2019 - 6/30/2020

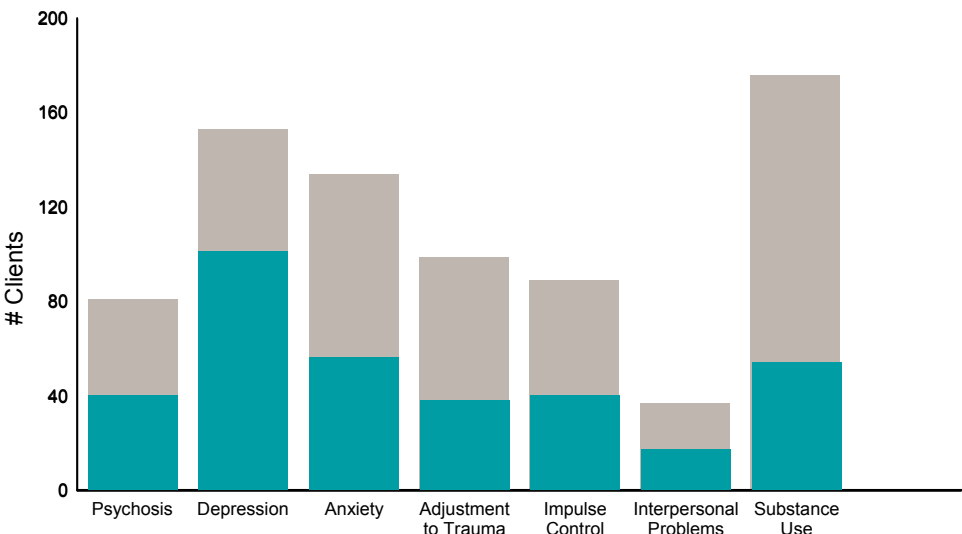


FY19-20 Q4 Objective A.2 ANSA Outcomes Item-Level Report
Progress Avenues Crisis RES(38A41)

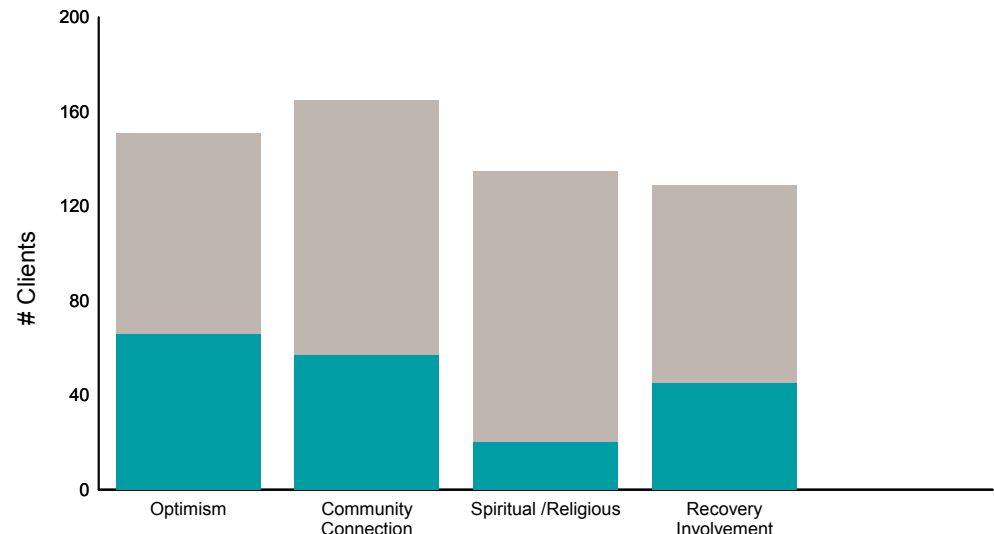
Didn't Improve
 Improved
 This report looks at current ANSAs to see how many clients improved on items rated 2 or 3 from the prior ANSA.

Num of episodes w/ min. 2 ANSAs: 193 Average days between ANSAs: 15.4 % clients improved on min. 30% of actionable items: **67% (= 130/193)**

Behavioral Health Domain

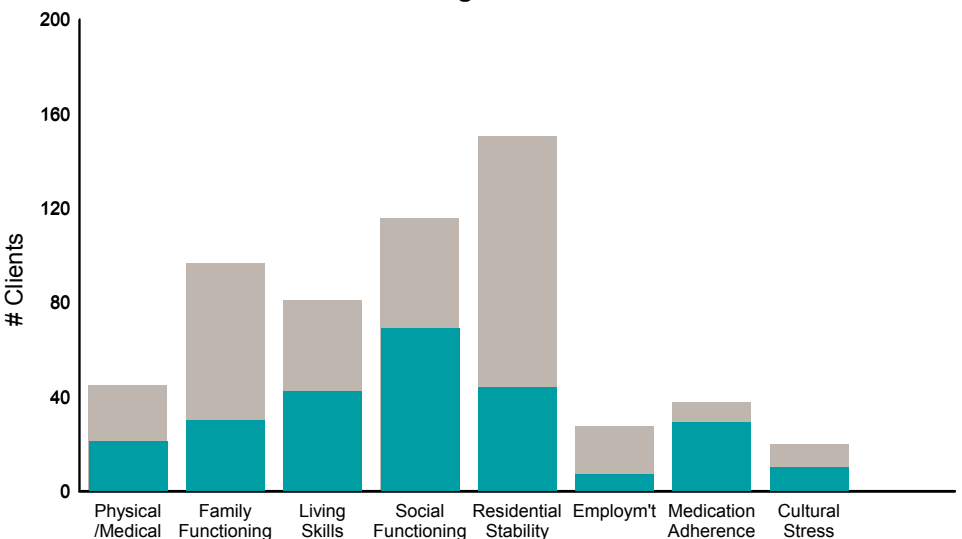


Strengths

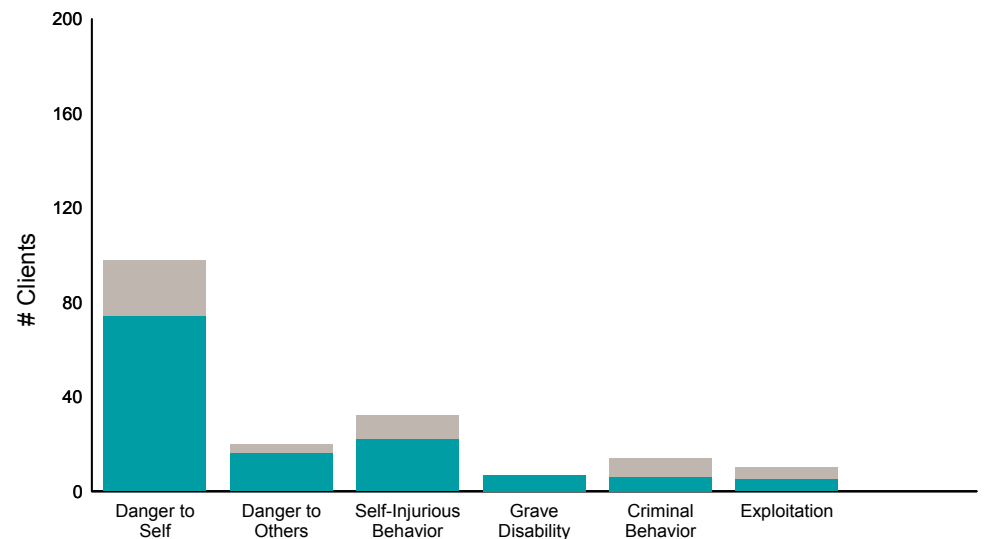


Item	% improvement	Item	% improvement
Psychosis	49%	Optimism	44%
Depression	66%	Community Connection	35%
Anxiety	42%	Spiritual /Religious	15%
Adjustment to Trauma	38%	Recovery Involvement	35%
Impulse Control	45%		
Interpersonal Problems	46%		
Substance Use	31%		

Life Domain Functioning



Risk Behaviors



Item	% improvement	Item	% improvement
Physical /Medical	47%	Danger to Self	76%
Family Functioning	31%	Danger to Others	80%
Living Skills	52%	Self-Injurious Behavior	69%
Social Functioning	59%	Grave Disability	100%
Residential Stability	29%	Criminal Behavior	43%
Employ'm't	25%	Exploitation	50%
Medication Adherence	76%		
Cultural Stress	50%		

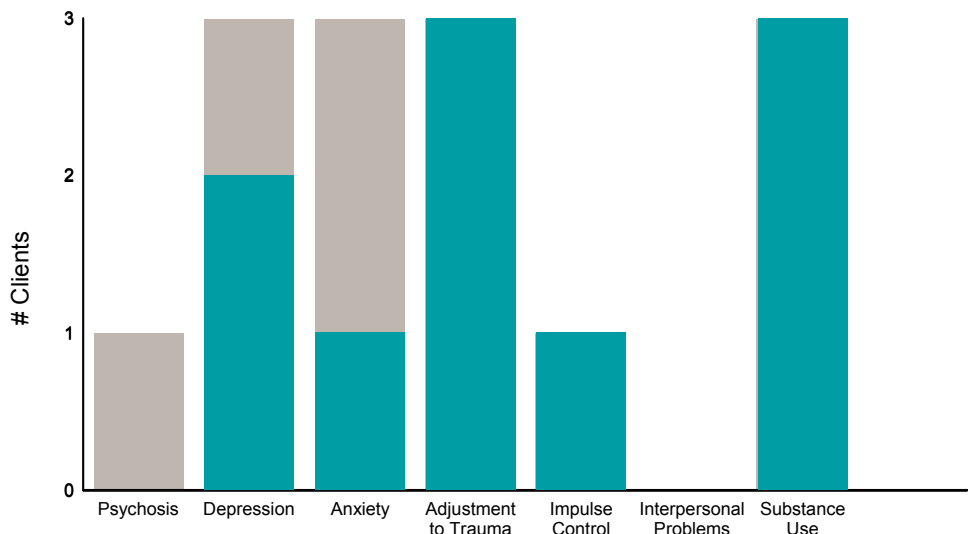
This report reflects data from 7/1/2019 - 6/30/2020

FY19-20 Q4 Objective A.2 ANSA Outcomes Item-Level Report
 Progress Foundation TAY SL (3838TAY)

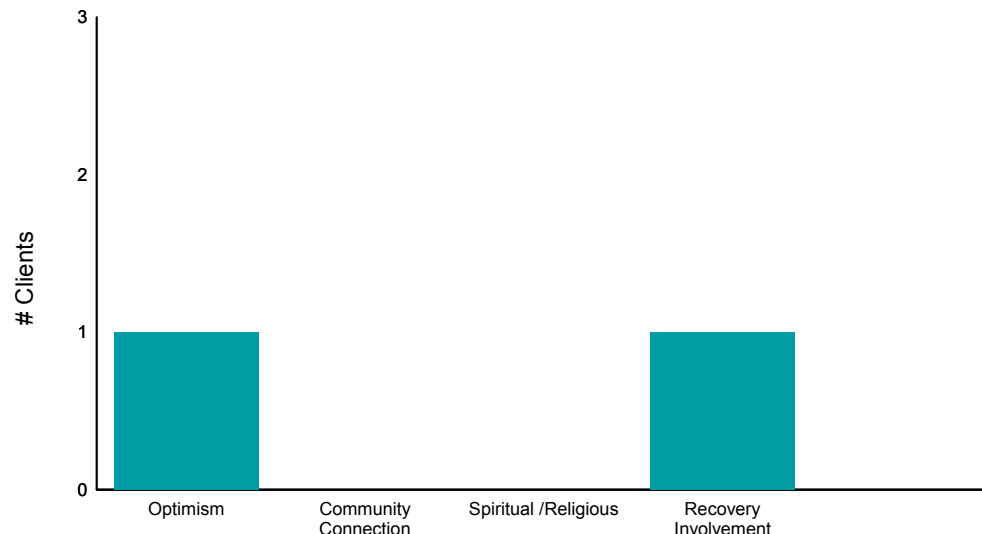
Didn't Improve
 Improved
 This report looks at current ANSAs to see how many clients improved on items rated 2 or 3 from the prior ANSA.

Num of episodes w/ min. 2 ANSAs: **3** Average days between ANSAs: **355.7** % clients improved on min. 30% of actionable items: **100% (= 3/3)**

Behavioral Health Domain

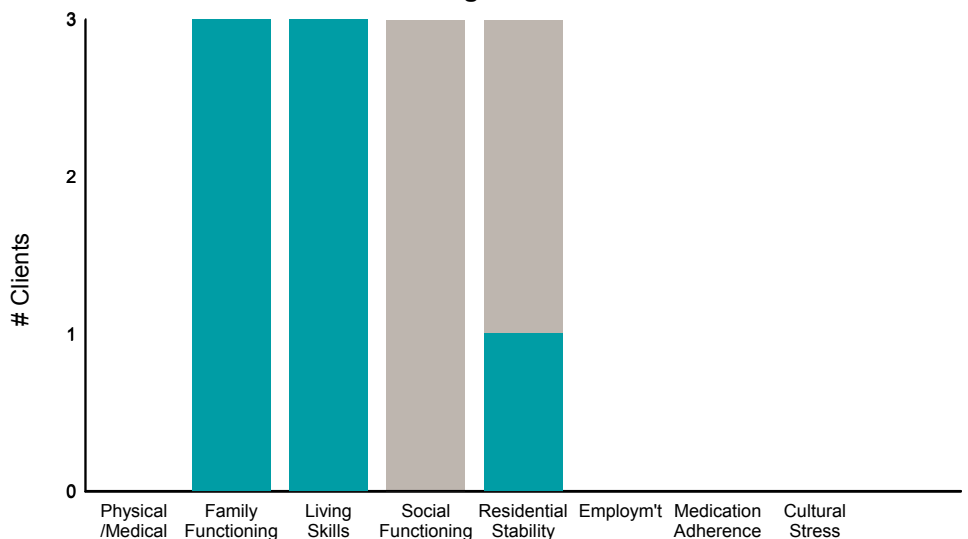


Strengths

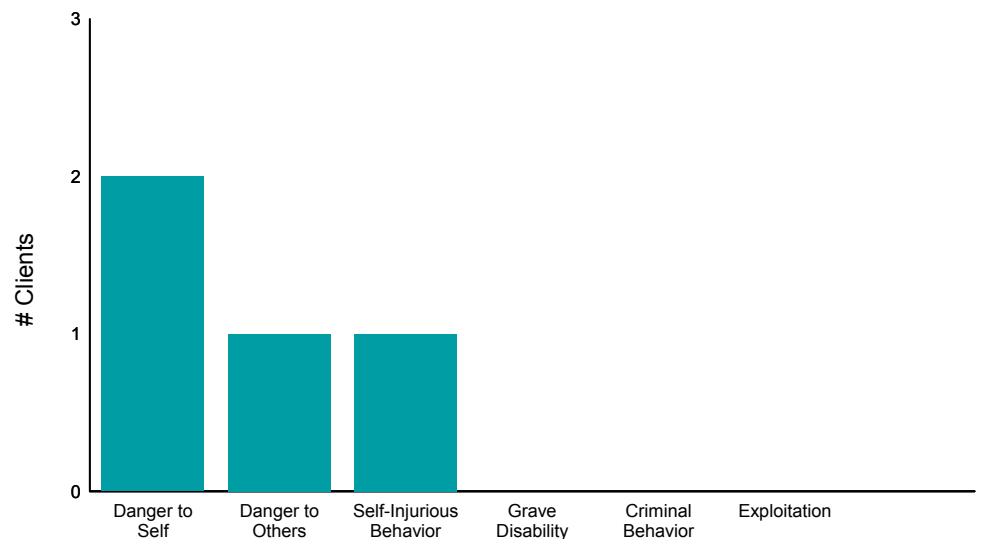


Item	% improvement
Psychosis	0% (0/1)
Depression	67% (2/3)
Anxiety	33% (1/3)
Adjustment to Trauma	100% (3/3)
Impulse Control	100% (1/1)
Interpersonal Problems	0% (0/0)
Substance Use	100% (3/3)
Optimism	100% (1/1)
Community Connection	0% (0/0)
Spiritual /Religious	0% (0/0)
Recovery Involvement	100% (1/1)

Life Domain Functioning



Risk Behaviors



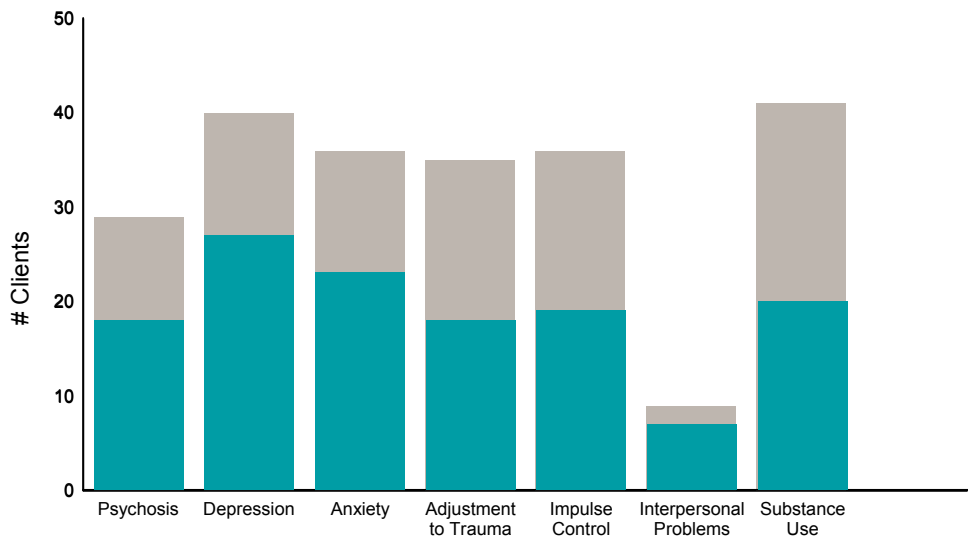
Item	% improvement
Physical /Medical	0% (0/0)
Family Functioning	100% (3/3)
Living Skills	100% (3/3)
Social Functioning	0% (0/3)
Residential Stability	33% (1/3)
Employ'm't	0% (0/0)
Medication Adherence	0% (0/0)
Cultural Stress	0% (0/0)
Danger to Self	100% (2/2)
Danger to Others	100% (1/1)
Self-Injurious Behavior	100% (1/1)
Grave Disability	0% (0/0)
Criminal Behavior	0% (0/0)
Exploitation	0% (0/0)

FY19-20 Q4 Objective A.2 ANSA Outcomes Item-Level Report
Progress House Resident Adult (38371)

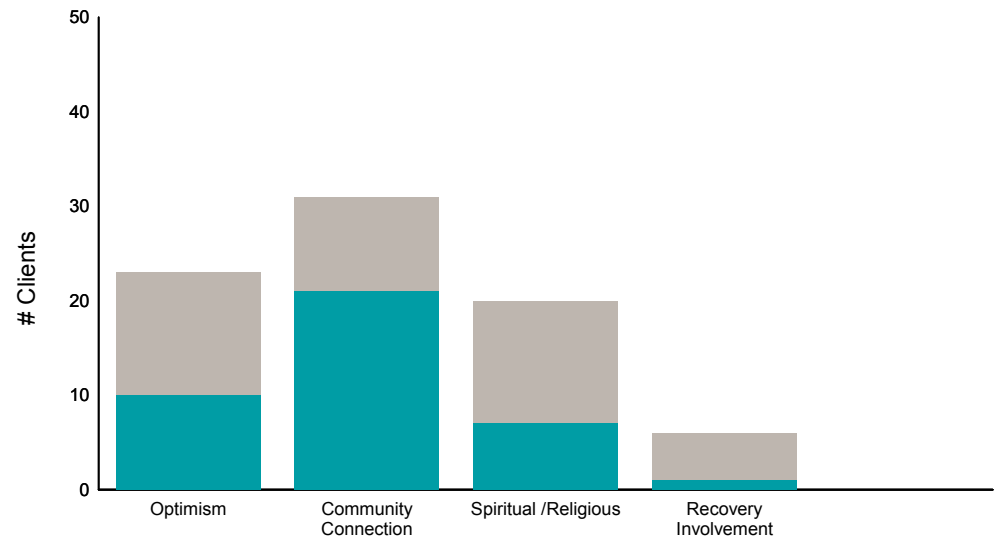
Didn't Improve
 Improved
 This report looks at current ANSAs to see how many clients improved on items rated 2 or 3 from the prior ANSA.

Num of episodes w/ min. 2 ANSAs: 46 Average days between ANSAs: 199.2 % clients improved on min. 30% of actionable items: **76% (= 35/46)**

Behavioral Health Domain

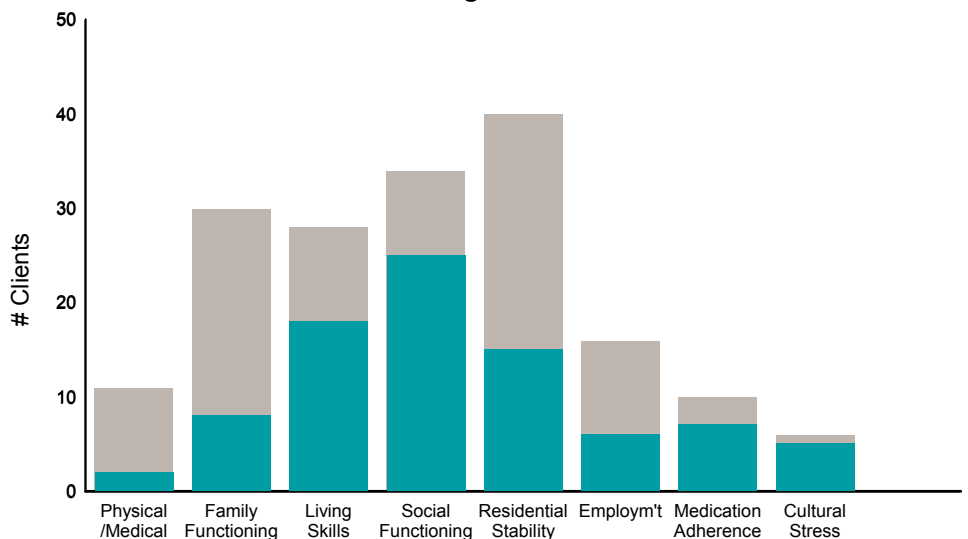


Strengths

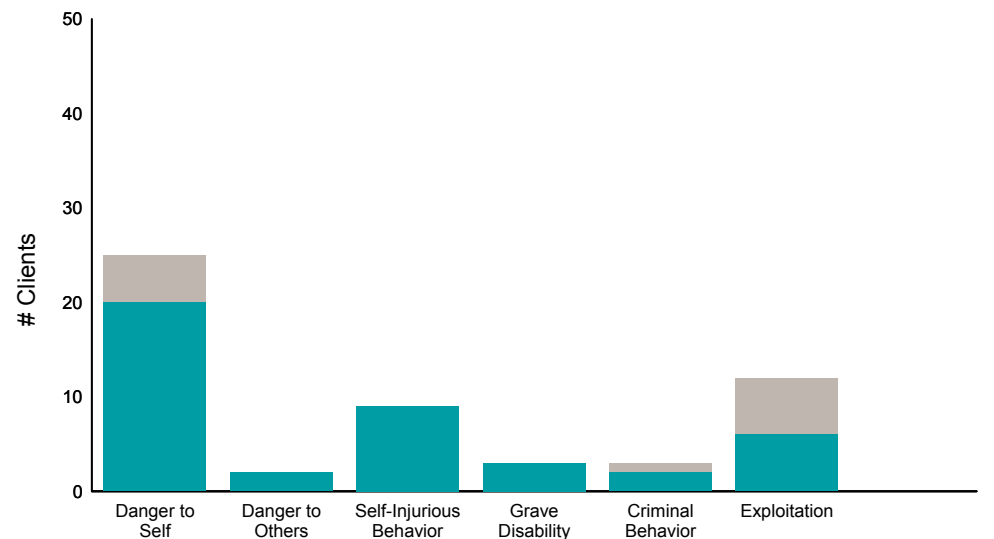


Item	% improvement
Psychosis	62% (18/29)
Depression	68% (27/40)
Anxiety	64% (23/36)
Adjustment to Trauma	51% (18/35)
Impulse Control	53% (19/36)
Interpersonal Problems	78% (7/9)
Substance Use	49% (20/41)
Optimism	43% (10/23)
Community Connection	68% (21/31)
Spiritual /Religious	35% (7/20)
Recovery Involvement	17% (1/6)

Life Domain Functioning



Risk Behaviors



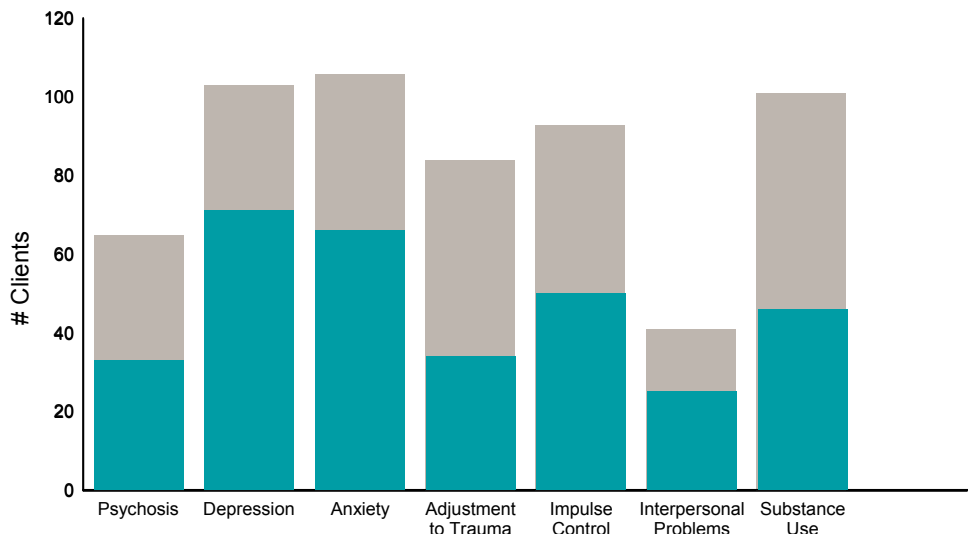
Item	% improvement
Physical /Medical	18% (2/11)
Family Functioning	27% (8/30)
Living Skills	64% (18/28)
Social Functioning	74% (25/34)
Residential Stability	38% (15/40)
Employ'm't	38% (6/16)
Medication Adherence	70% (7/10)
Cultural Stress	83% (5/6)
Danger to Self	80% (20/25)
Danger to Others	100% (2/2)
Self-Injurious Behavior	100% (9/9)
Grave Disability	100% (3/3)
Criminal Behavior	67% (2/3)
Exploitation	50% (6/12)

FY19-20 Q4 Objective A.2 ANSA Outcomes Item-Level Report
Progress La Posada Crisis RES(38081)

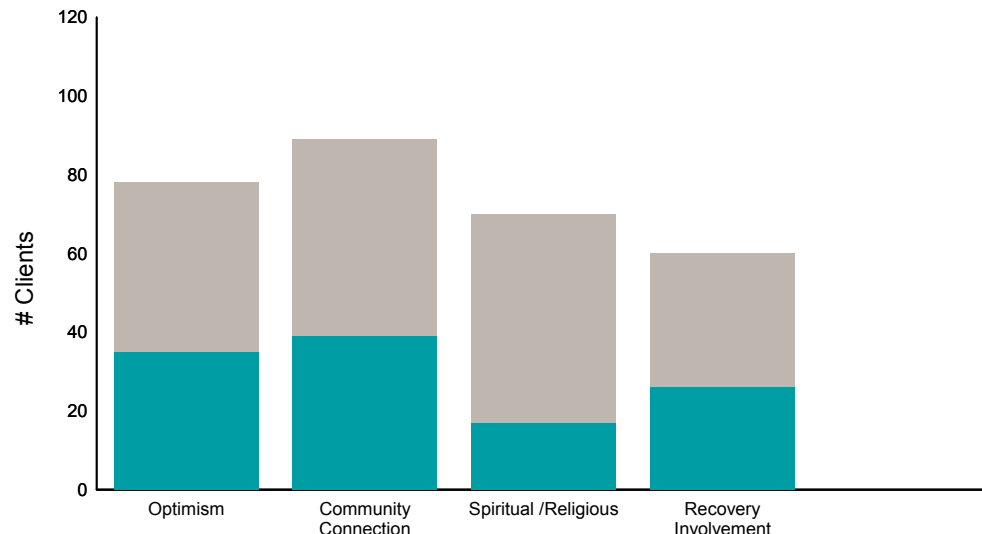
Didn't Improve
 Improved
 This report looks at current ANSAs to see how many clients improved on items rated 2 or 3 from the prior ANSA.

Num of episodes w/ min. 2 ANSAs: 118 Average days between ANSAs: 26.0 % clients improved on min. 30% of actionable items: **72% (= 85/118)**

Behavioral Health Domain

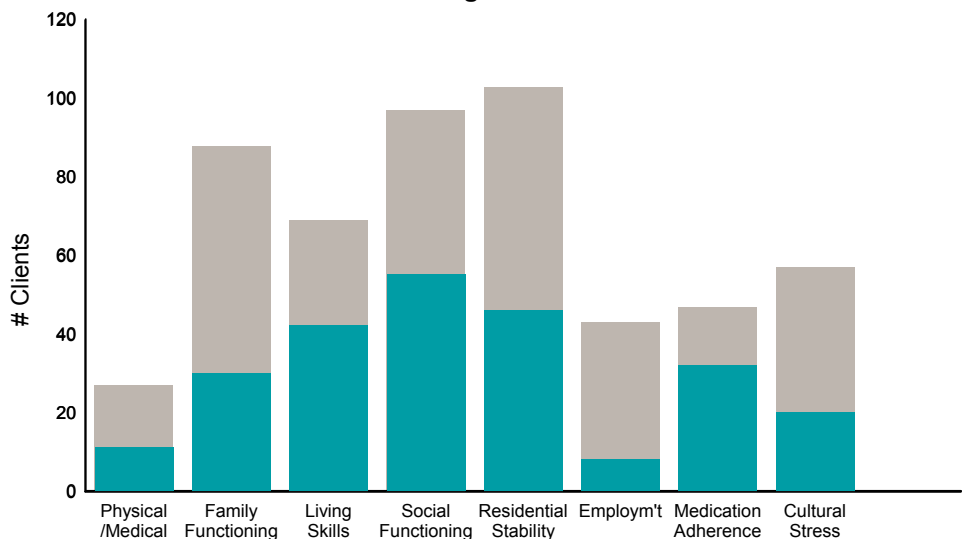


Strengths

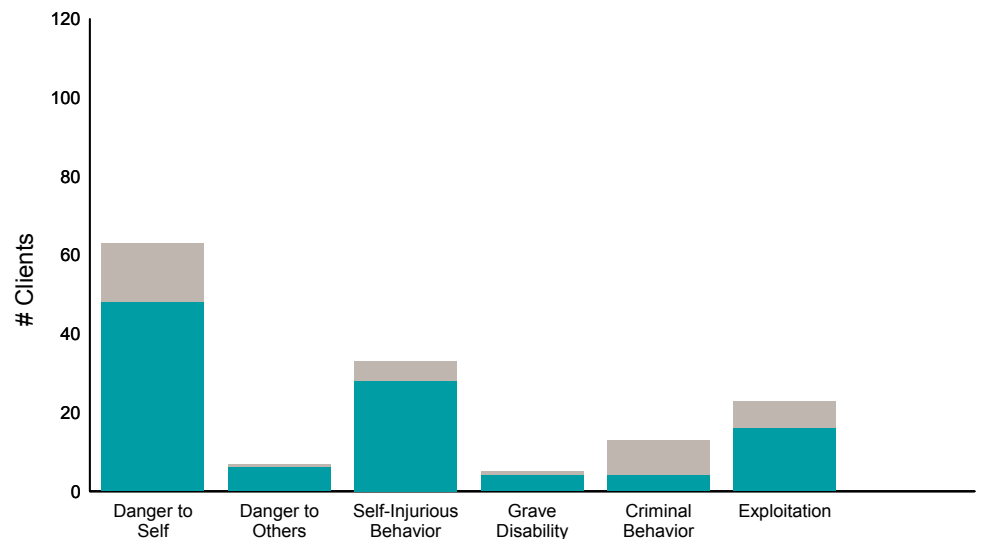


Item	% improvement
Psychosis	51% (33/65)
Depression	69% (71/103)
Anxiety	62% (66/106)
Adjustment to Trauma	40% (34/84)
Impulse Control	54% (50/93)
Interpersonal Problems	61% (25/41)
Substance Use	46% (46/101)
Optimism	45% (35/78)
Community Connection	44% (39/89)
Spiritual /Religious	24% (17/70)
Recovery Involvement	43% (26/60)

Life Domain Functioning



Risk Behaviors



Item	% improvement
Physical /Medical	41% (11/27)
Family Functioning	34% (30/88)
Living Skills	61% (42/69)
Social Functioning	57% (55/97)
Residential Stability	45% (46/103)
Employ'm't	19% (8/43)
Medication Adherence	68% (32/47)
Cultural Stress	35% (20/57)
Danger to Self	76% (48/63)
Danger to Others	86% (6/7)
Self-Injurious Behavior	85% (28/33)
Grave Disability	80% (4/5)
Criminal Behavior	31% (4/13)
Exploitation	70% (16/23)

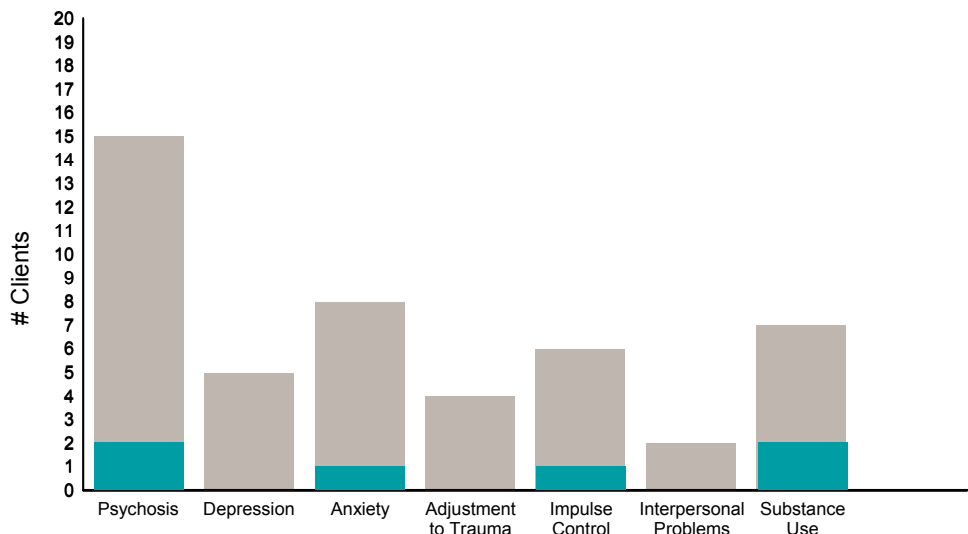
This report reflects data from 7/1/2019 - 6/30/2020

FY19-20 Q4 Objective A.2 ANSA Outcomes Item-Level Report
RAMS Broderick Street (38948)

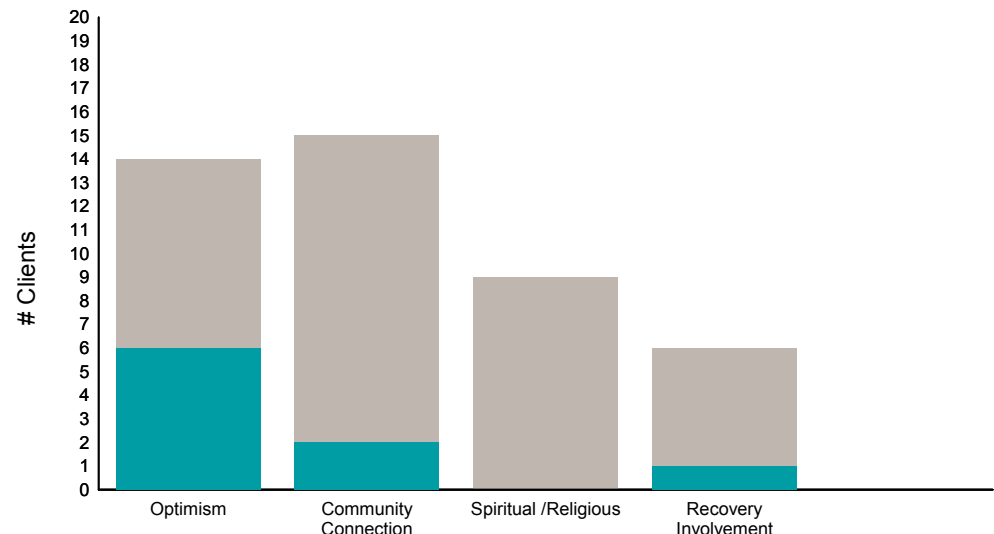
Didn't Improve
 Improved
 This report looks at current ANSAs to see how many clients improved on items rated 2 or 3 from the prior ANSA.

Num of episodes w/ min. 2 ANSAs: 20 Average days between ANSAs: 348.6 % clients improved on min. 30% of actionable items: **37% (= 7/19)**

Behavioral Health Domain

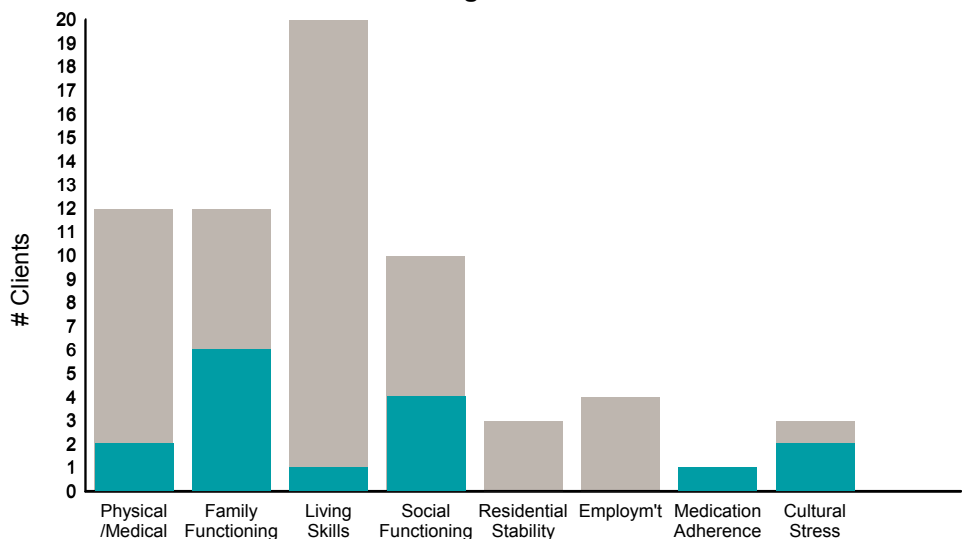


Strengths

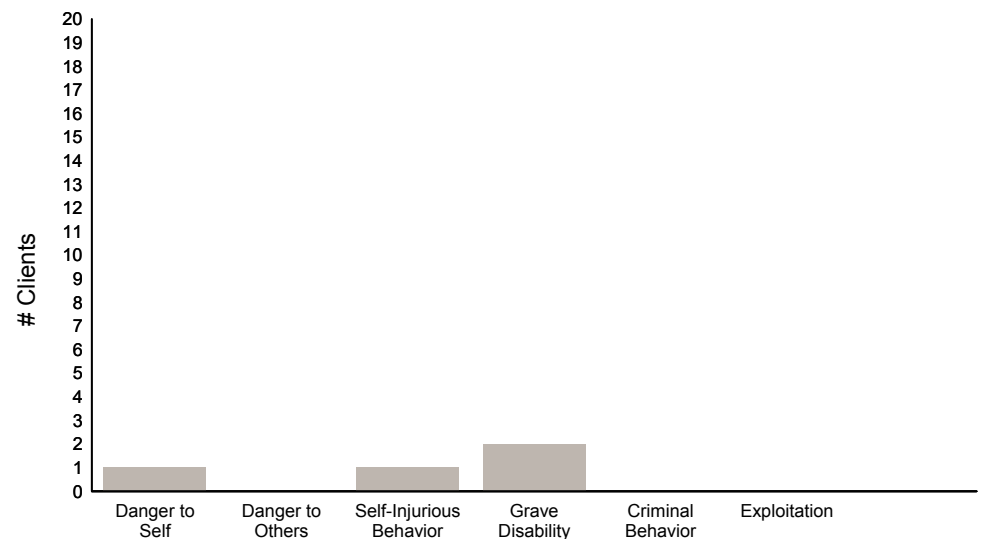


Item	% improvement
Psychosis	13% (2/15)
Depression	0% (0/5)
Anxiety	13% (1/8)
Adjustment to Trauma	0% (0/4)
Impulse Control	17% (1/6)
Interpersonal Problems	0% (0/2)
Substance Use	29% (2/7)
Optimism	43% (6/14)
Community Connection	13% (2/15)
Spiritual /Religious	0% (0/9)
Recovery Involvement	17% (1/6)

Life Domain Functioning



Risk Behaviors



Item	% improvement
Physical /Medical	17% (2/12)
Family Functioning	50% (6/12)
Living Skills	5% (1/20)
Social Functioning	40% (4/10)
Residential Stability	0% (0/3)
Employ'm't	0% (0/4)
Medication Adherence	100% (1/1)
Cultural Stress	67% (2/3)
Danger to Self	0% (0/1)
Danger to Others	0% (0/0)
Self-Injurious Behavior	0% (0/1)
Grave Disability	0% (0/2)
Criminal Behavior	0% (0/0)
Exploitation	0% (0/0)

This report reflects data from 7/1/2019 - 6/30/2020

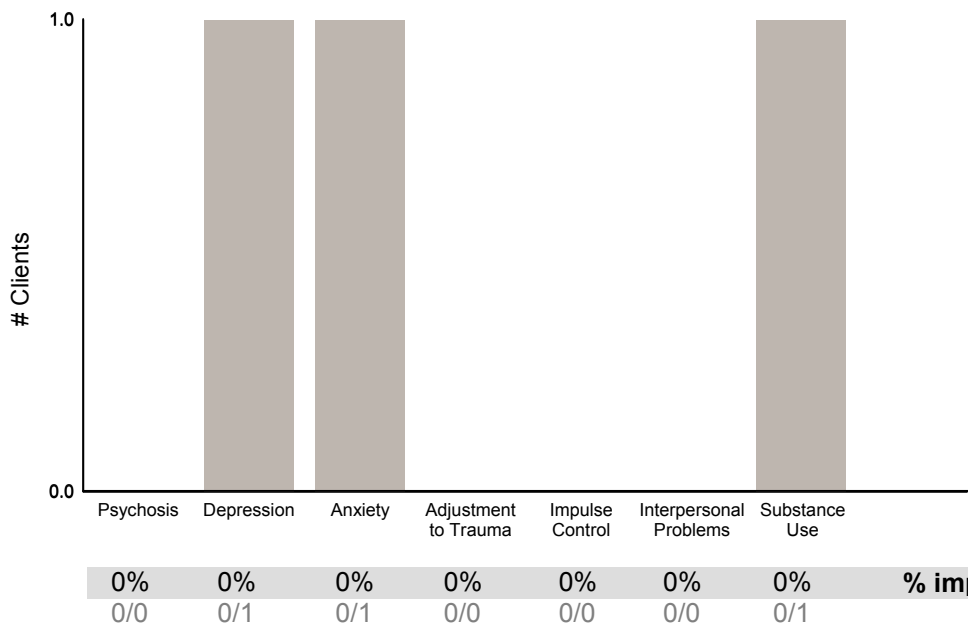


FY19-20 Q4 Objective A.2 ANSA Outcomes Item-Level Report
 RAMS CAAP Counseling Pre-Vocational(38C63)

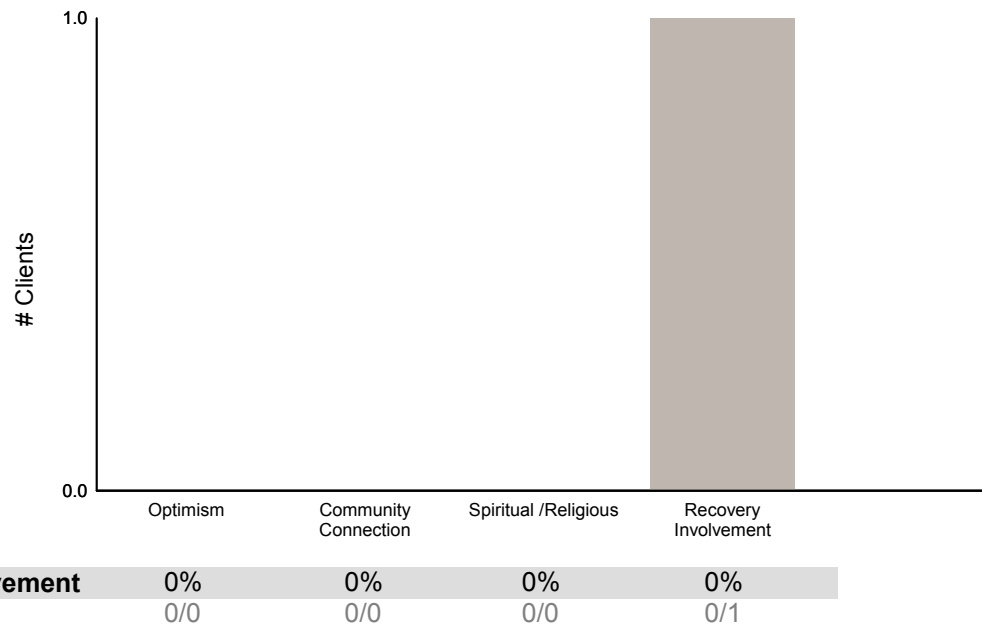
Didn't Improve
 Improved
 This report looks at current ANSAs to see how many clients improved on items rated 2 or 3 from the prior ANSA.

Num of episodes w/ min. 2 ANSAs: 1 Average days between ANSAs: 77.0 % clients improved on min. 30% of actionable items: **0%**

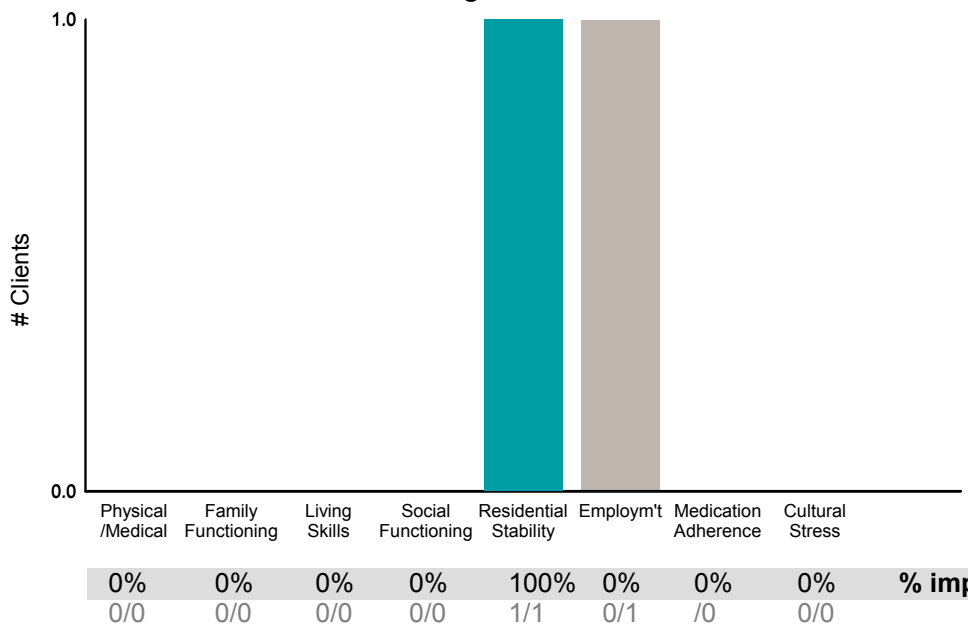
Behavioral Health Domain



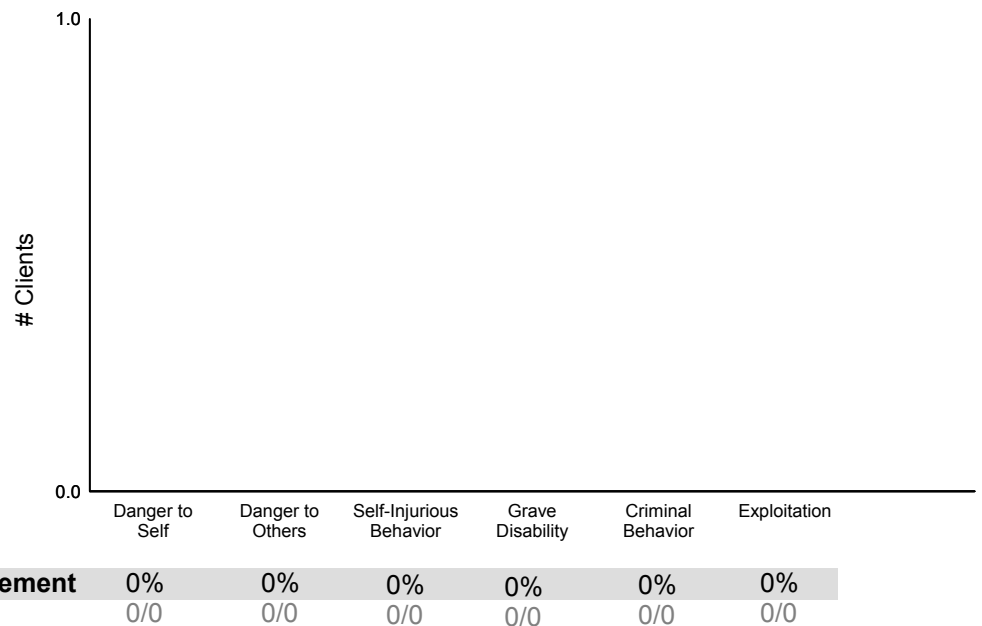
Strengths



Life Domain Functioning



Risk Behaviors

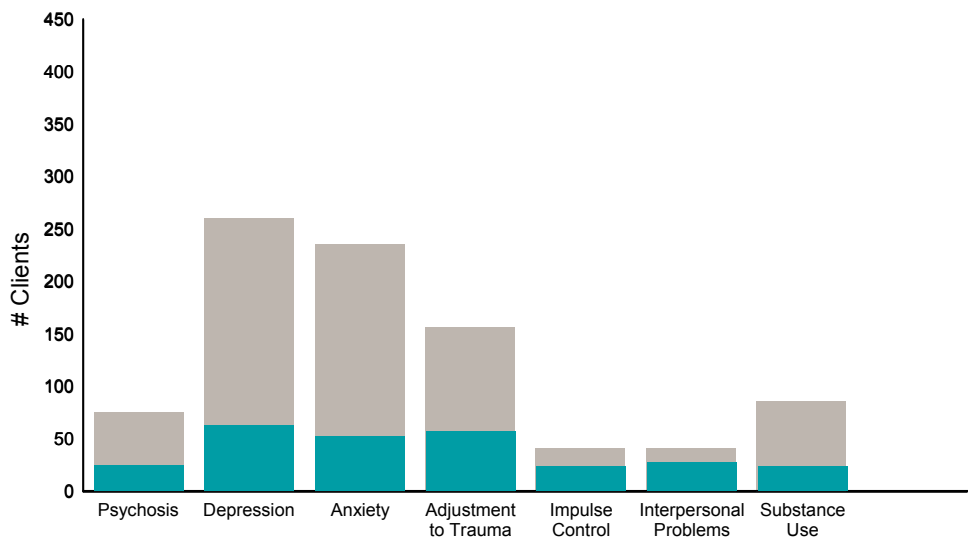


FY19-20 Q4 Objective A.2 ANSA Outcomes Item-Level Report
RAMS Outpatient Services (38943)

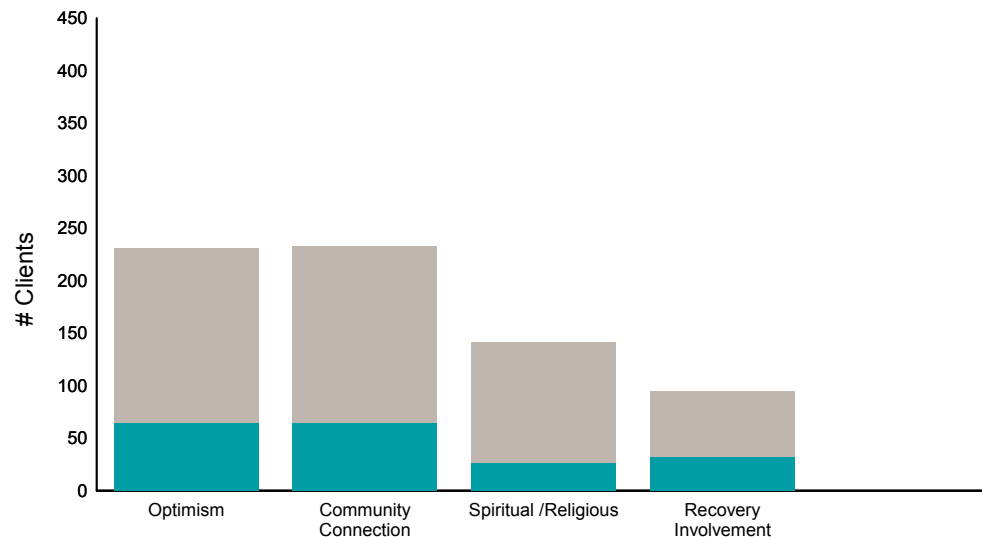
Didn't Improve
 Improved
 This report looks at current ANSAs to see how many clients improved on items rated 2 or 3 from the prior ANSA.

Num of episodes w/ min. 2 ANSAs: 427 Average days between ANSAs: 358.1 % clients improved on min. 30% of actionable items: **43% (= 175/408)**

Behavioral Health Domain

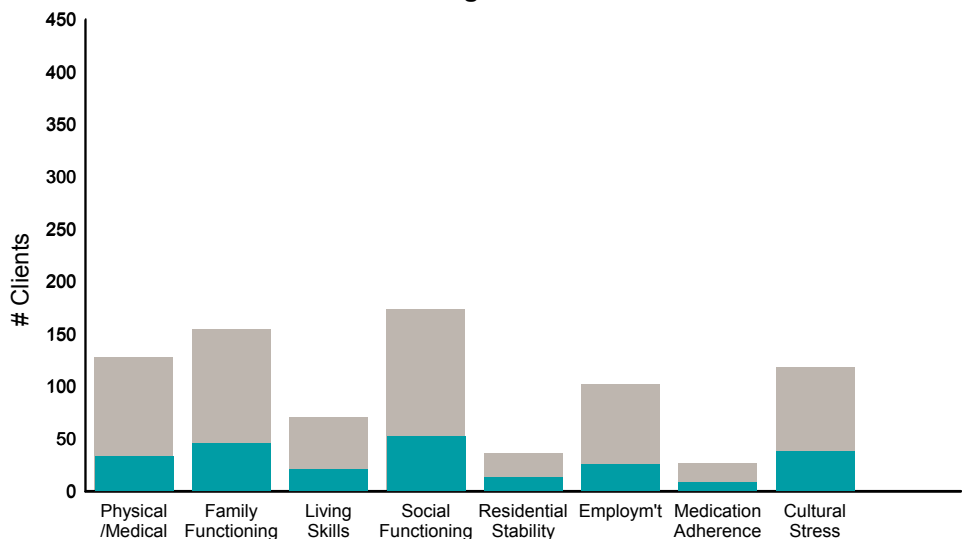


Strengths

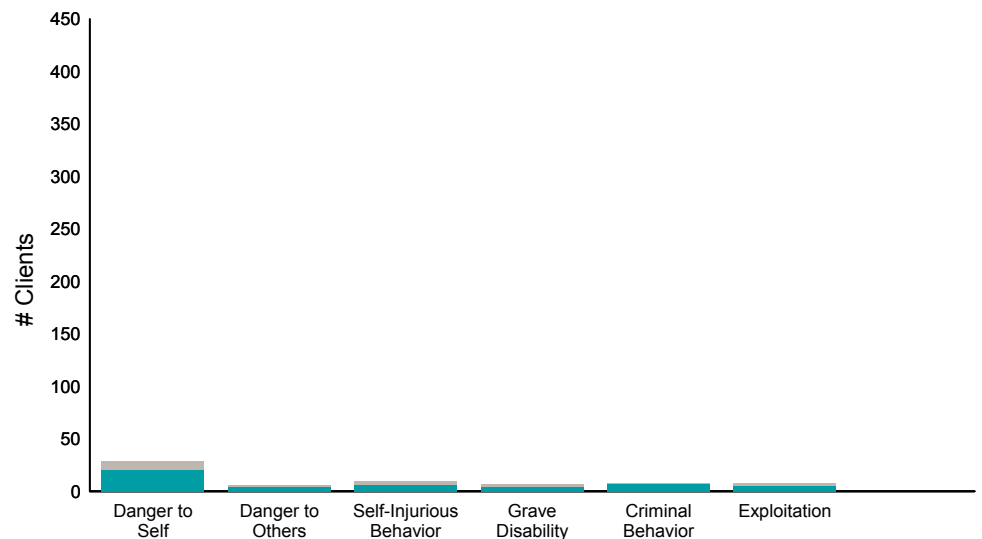


Item	% improvement	Item	% improvement
Psychosis	32%	Optimism	28%
Depression	24%	Community Connection	27%
Anxiety	22%	Spiritual /Religious	18%
Adjustment to Trauma	36%	Recovery Involvement	34%
Impulse Control	56%		
Interpersonal Problems	64%		
Substance Use	27%		

Life Domain Functioning



Risk Behaviors

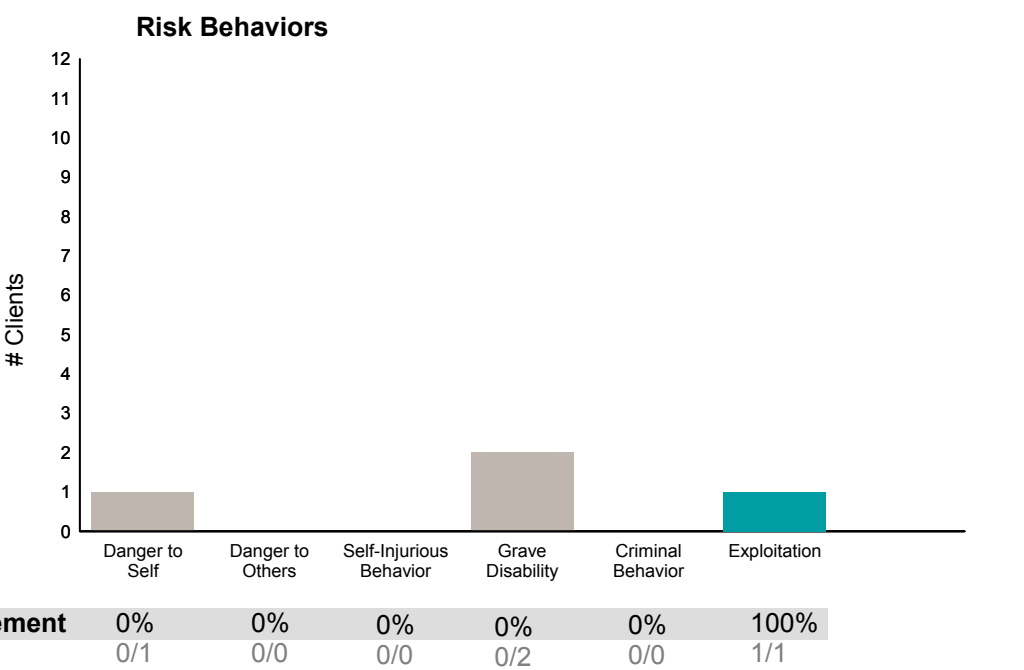
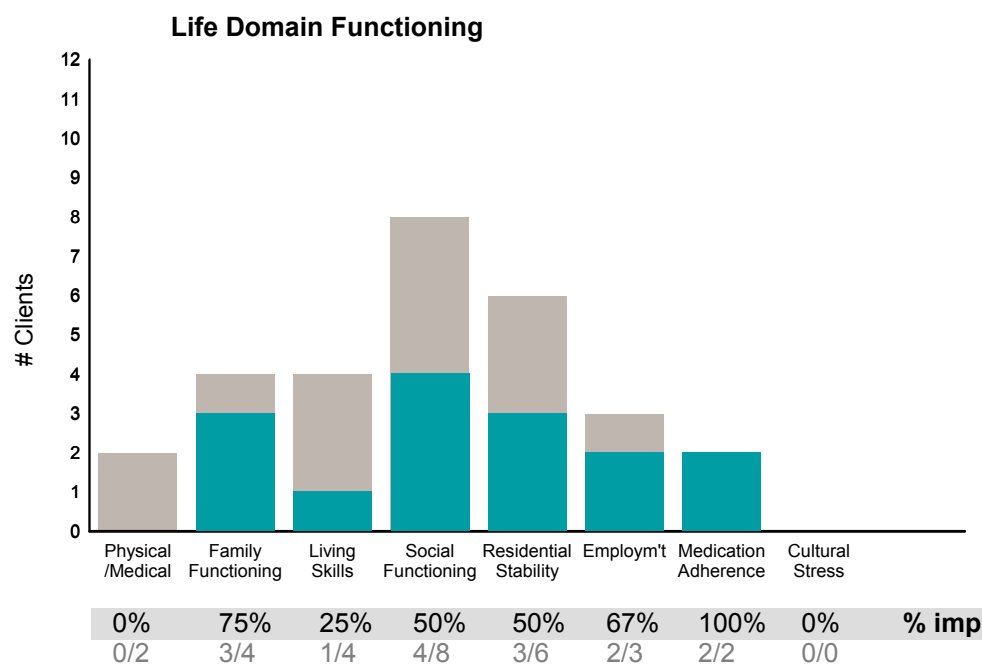
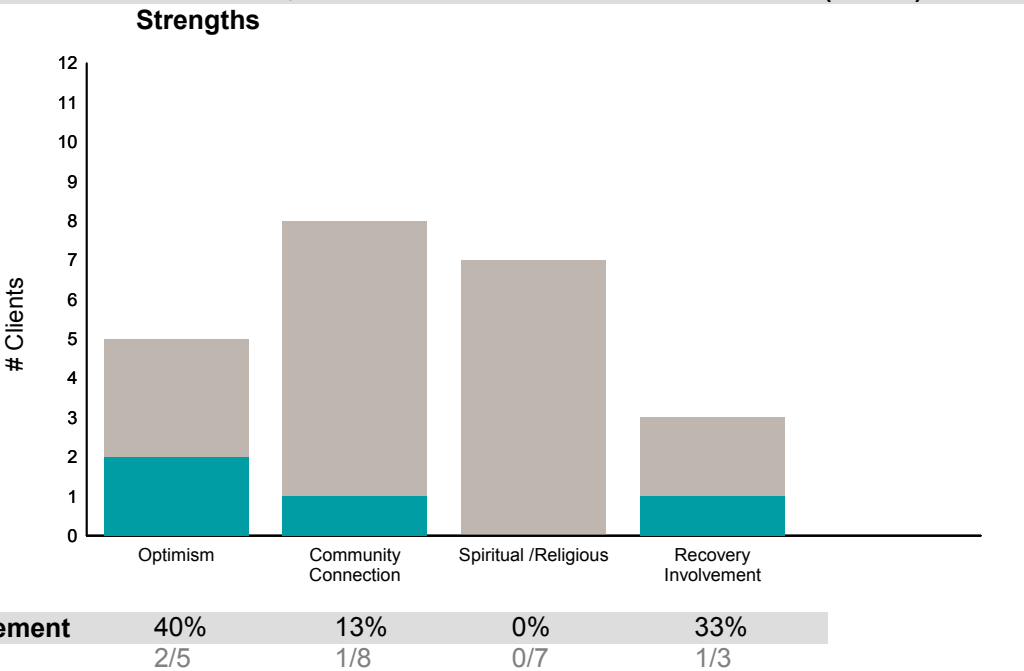
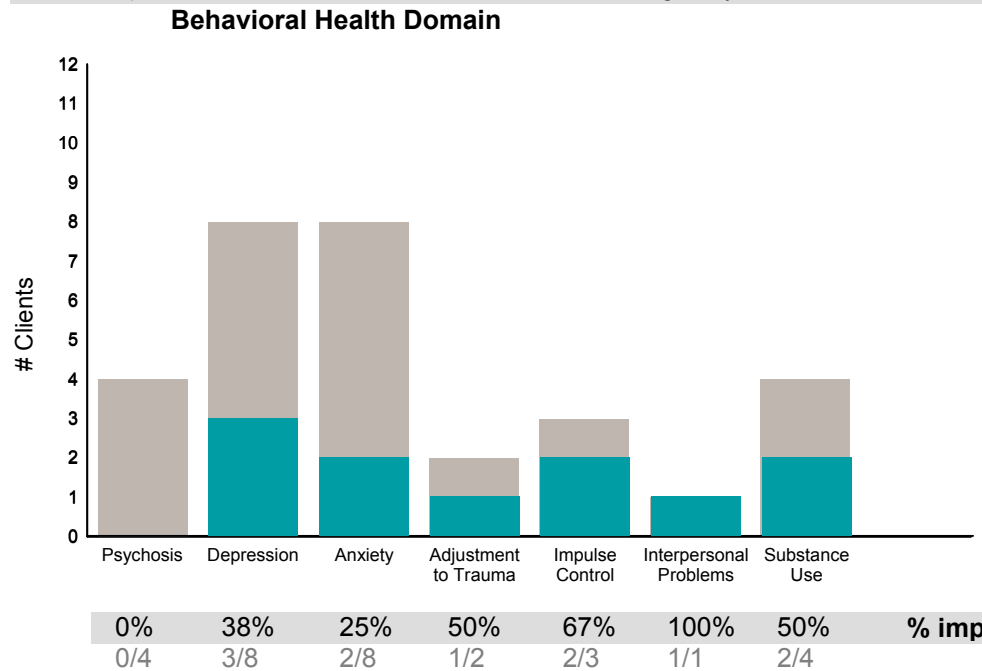


Item	% improvement	Item	% improvement
Physical /Medical	26%	Danger to Self	69%
Family Functioning	29%	Danger to Others	67%
Living Skills	30%	Self-Injurious Behavior	60%
Social Functioning	30%	Grave Disability	57%
Residential Stability	35%	Criminal Behavior	88%
Employ'm't	24%	Exploitation	63%
Medication Adherence	30%		
Cultural Stress	32%		

FY19-20 Q4 Objective A.2 ANSA Outcomes Item-Level Report
Rypins House PD & Residential Ger (38531 & 38532)

Didn't Improve
 Improved
 This report looks at current ANSAs to see how many clients improved on items rated 2 or 3 from the prior ANSA.

Num of episodes w/ min. 2 ANSAs: 12 Average days between ANSAs: 182.0 % clients improved on min. 30% of actionable items: **50% (= 6/12)**



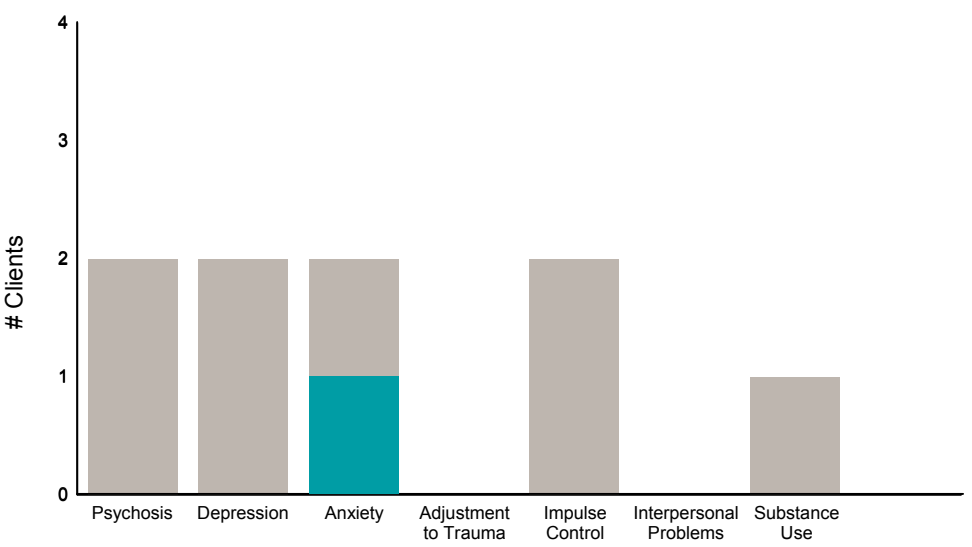
This report reflects data from 7/1/2019 - 6/30/2020

FY19-20 Q4 Objective A.2 ANSA Outcomes Item-Level Report
Seneca TAY Full Service P. (38CQFSP)

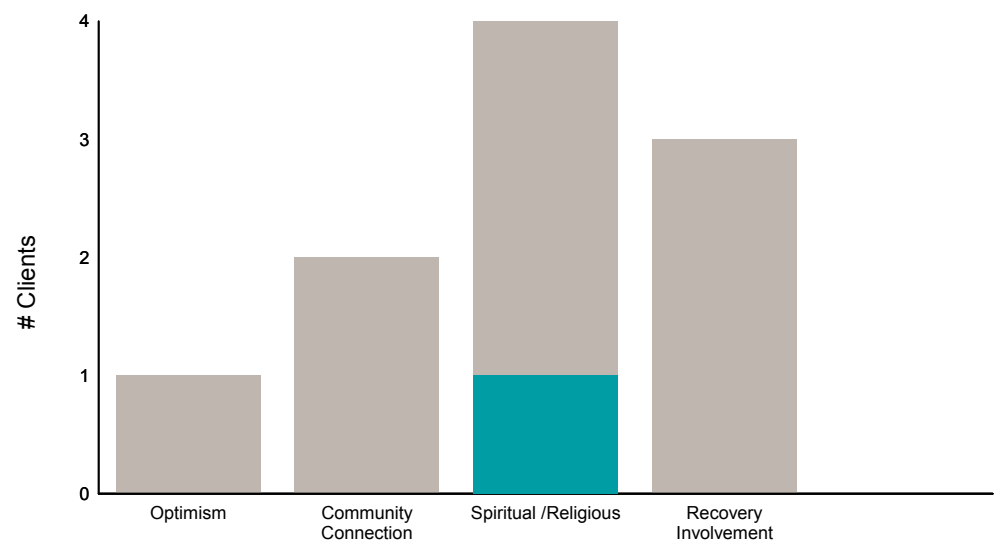
Didn't Improve
 Improved
 This report looks at current ANSAs to see how many clients improved on items rated 2 or 3 from the prior ANSA.

Num of episodes w/ min. 2 ANSAs: **4**
 Average days between ANSAs: **307.8**
 % clients improved on min. 30% of actionable items: **25% (= 1/4)**

Behavioral Health Domain

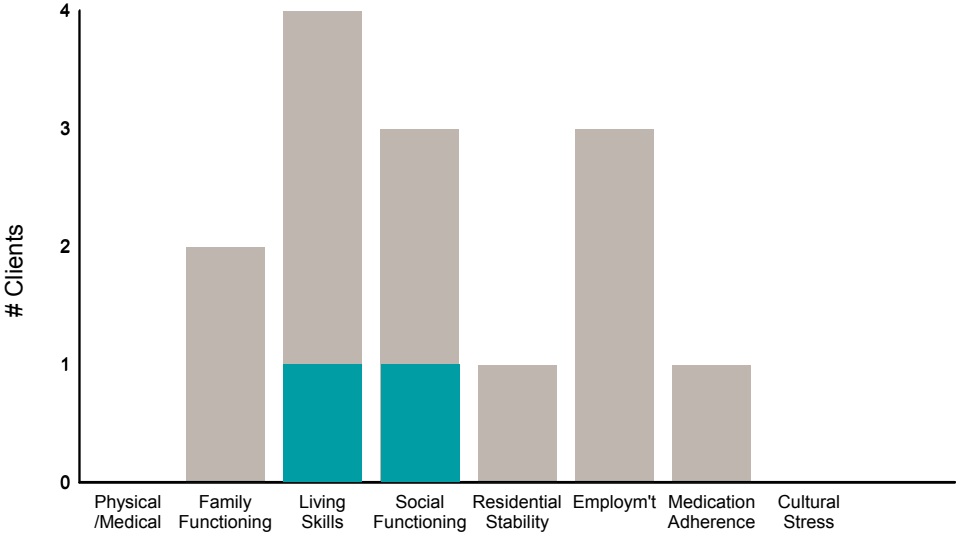


Strengths

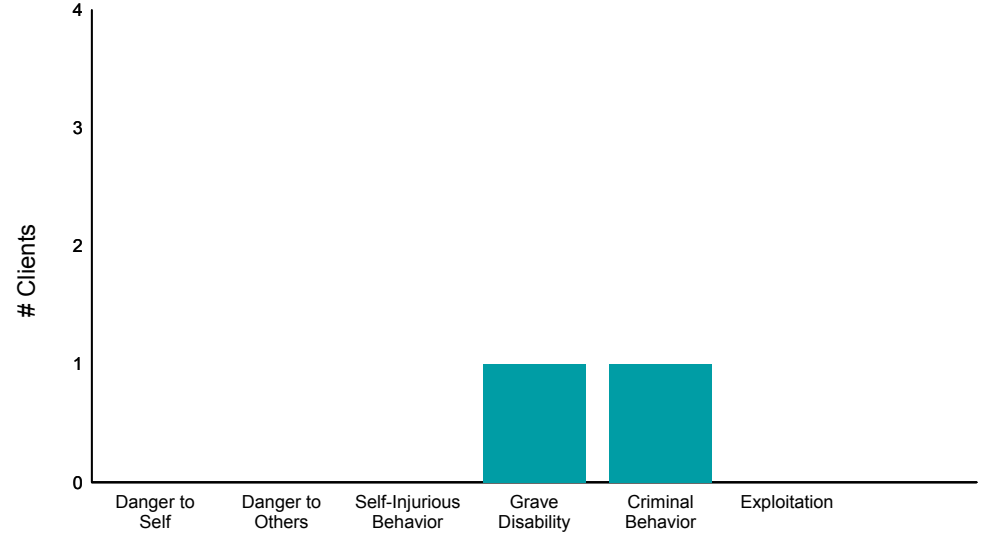


Item	% improvement
Psychosis	0% (0/2)
Depression	0% (0/2)
Anxiety	50% (1/2)
Adjustment to Trauma	0% (0/0)
Impulse Control	0% (0/2)
Interpersonal Problems	0% (0/0)
Substance Use	0% (0/1)
Optimism	0% (0/1)
Community Connection	0% (0/2)
Spiritual /Religious	25% (1/4)
Recovery Involvement	0% (0/3)

Life Domain Functioning



Risk Behaviors



Item	% improvement
Physical /Medical	0% (0/0)
Family Functioning	0% (0/2)
Living Skills	25% (1/4)
Social Functioning	33% (1/3)
Residential Stability	0% (0/1)
Employm't	0% (0/3)
Medication Adherence	0% (0/1)
Cultural Stress	0% (0/0)
Danger to Self	0% (0/0)
Danger to Others	0% (0/0)
Self-Injurious Behavior	0% (0/0)
Grave Disability	100% (1/1)
Criminal Behavior	100% (1/1)
Exploitation	0% (0/0)

This report reflects data from 7/1/2019 - 6/30/2020

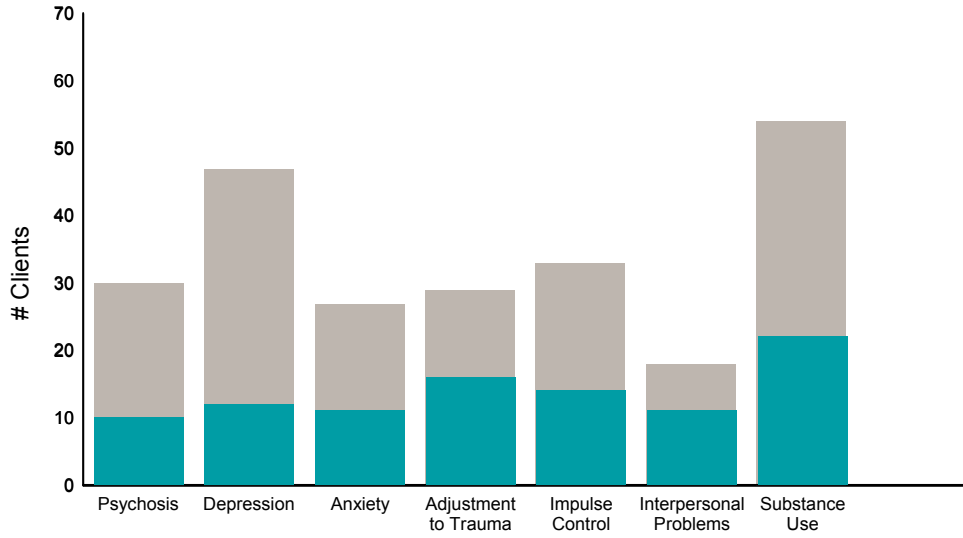


FY19-20 Q4 Objective A.2 ANSA Outcomes Item-Level Report
SF FIRST SOM McMillan ICM (38719A)

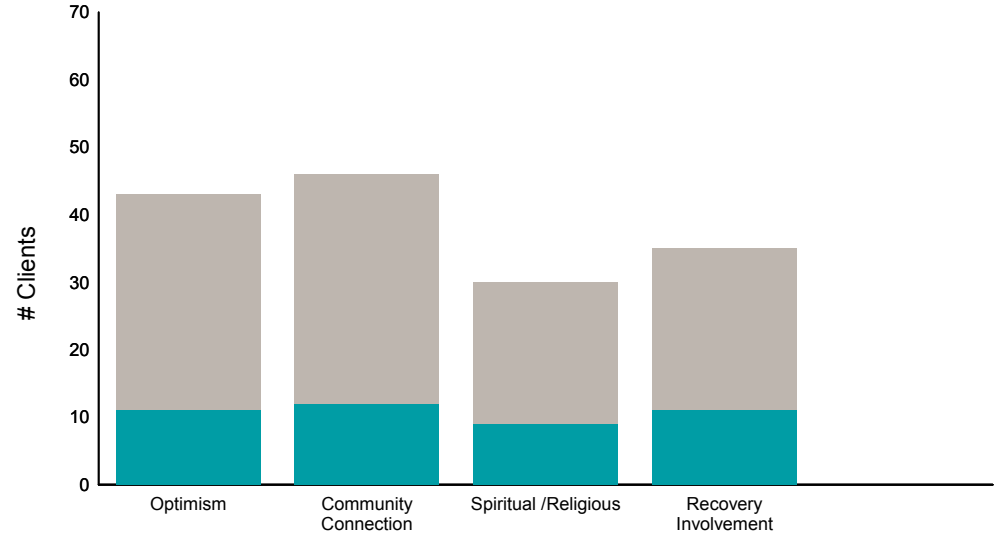
Didn't Improve
 Improved
 This report looks at current ANSAs to see how many clients improved on items rated 2 or 3 from the prior ANSA.

Num of episodes w/ min. 2 ANSAs: **61** Average days between ANSAs: **442.7** % clients improved on min. 30% of actionable items: **56% (= 34/61)**

Behavioral Health Domain

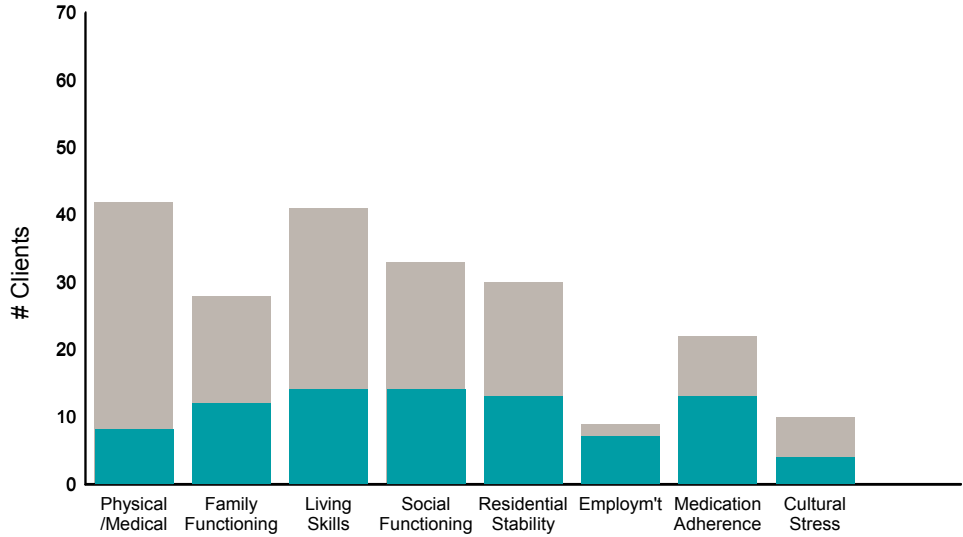


Strengths

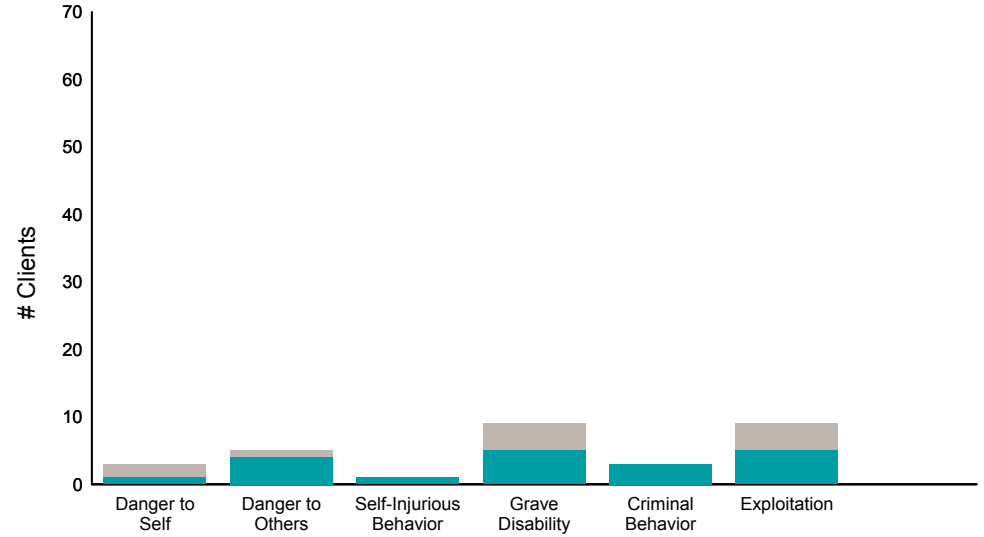


Item	% improvement	Item	% improvement
Psychosis	33% (10/30)	Optimism	26% (11/43)
Depression	26% (12/47)	Community Connection	26% (12/46)
Anxiety	41% (11/27)	Spiritual /Religious	30% (9/30)
Adjustment to Trauma	55% (16/29)	Recovery Involvement	31% (11/35)
Impulse Control	42% (14/33)		
Interpersonal Problems	61% (11/18)		
Substance Use	41% (22/54)		

Life Domain Functioning



Risk Behaviors



Item	% improvement	Item	% improvement
Physical /Medical	19% (8/42)	Danger to Self	33% (1/3)
Family Functioning	43% (12/28)	Danger to Others	80% (4/5)
Living Skills	34% (14/41)	Self-Injurious Behavior	100% (1/1)
Social Functioning	42% (14/33)	Grave Disability	56% (5/9)
Residential Stability	43% (13/30)	Criminal Behavior	100% (3/3)
Employ'm't	78% (7/9)	Exploitation	56% (5/9)
Medication Adherence	59% (13/22)		
Cultural Stress	40% (4/10)		

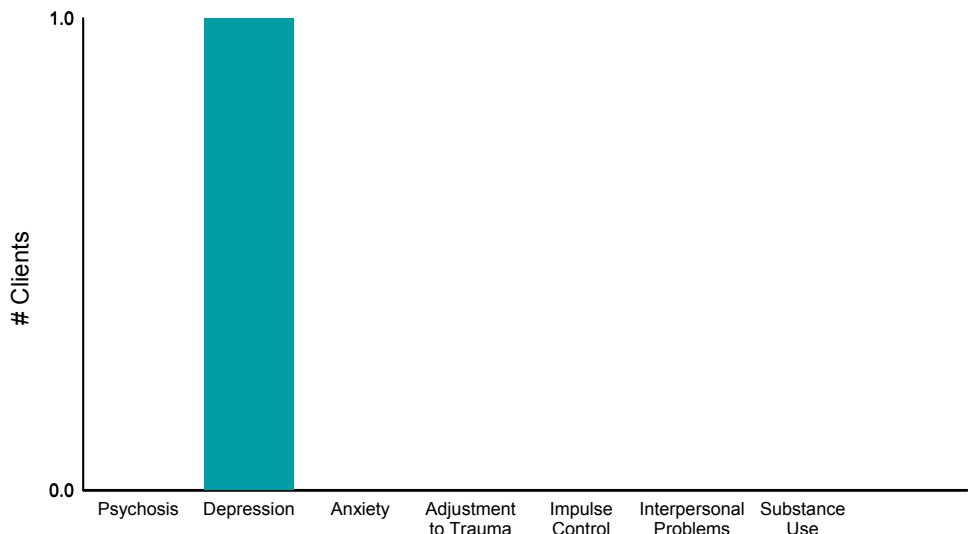
This report reflects data from 7/1/2019 - 6/30/2020

FY19-20 Q4 Objective A.2 ANSA Outcomes Item-Level Report
SF MH CHILD Transition-Age Youth (38BH4)

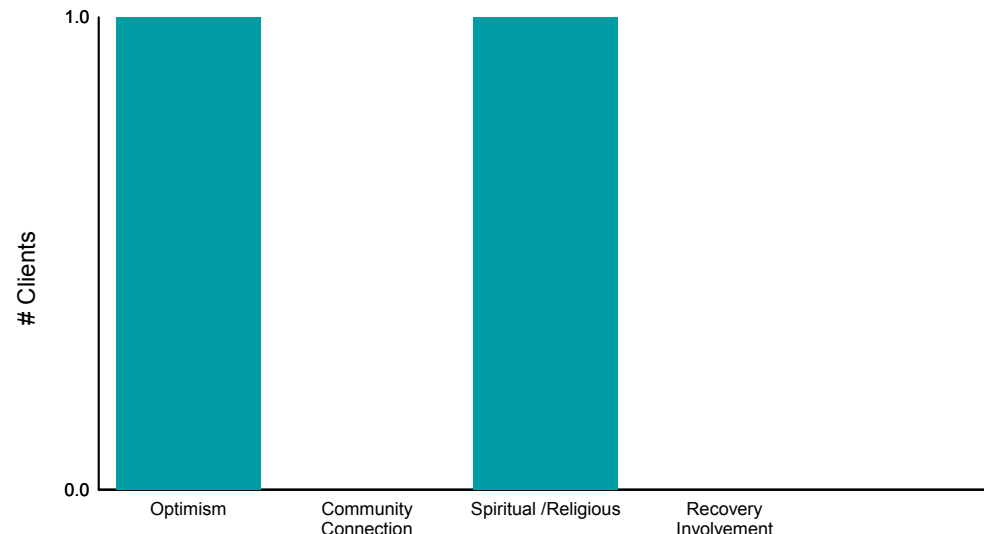
Didn't Improve
 Improved
 This report looks at current ANSAs to see how many clients improved on items rated 2 or 3 from the prior ANSA.

Num of episodes w/ min. 2 ANSAs: **1**
 Average days between ANSAs: **101.0**
 % clients improved on min. 30% of actionable items: **100% (= 1/1)**

Behavioral Health Domain




Strengths




0%	100%	0%	0%	0%	0%	0%	% improvement	100%	0%	100%	0%
0/0	1/1	0/0	0/0	0/0	0/0	0/0		1/1	0/0	1/1	0/0

Life Domain Functioning



Risk Behaviors



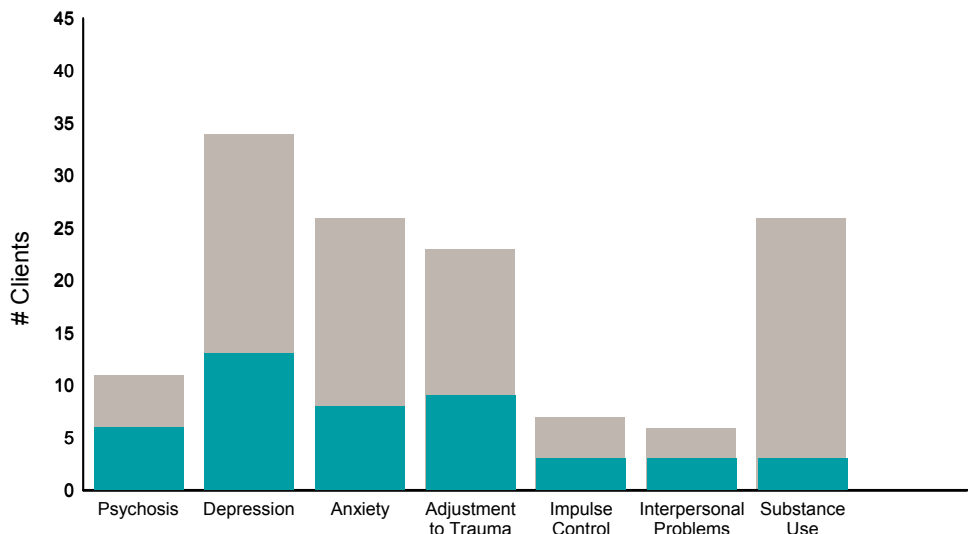
0%	0%	0%	0%	0%	0%	0%	0%	% improvement	0%	0%	0%	0%	0%	0%
0/0	0/0	0/0	0/0	0/0	0/0	0/0	0/0		0/0	0/0	0/0	0/0	0/0	0/0

FY19-20 Q4 Objective A.2 ANSA Outcomes Item-Level Report
SF START (8961OP)

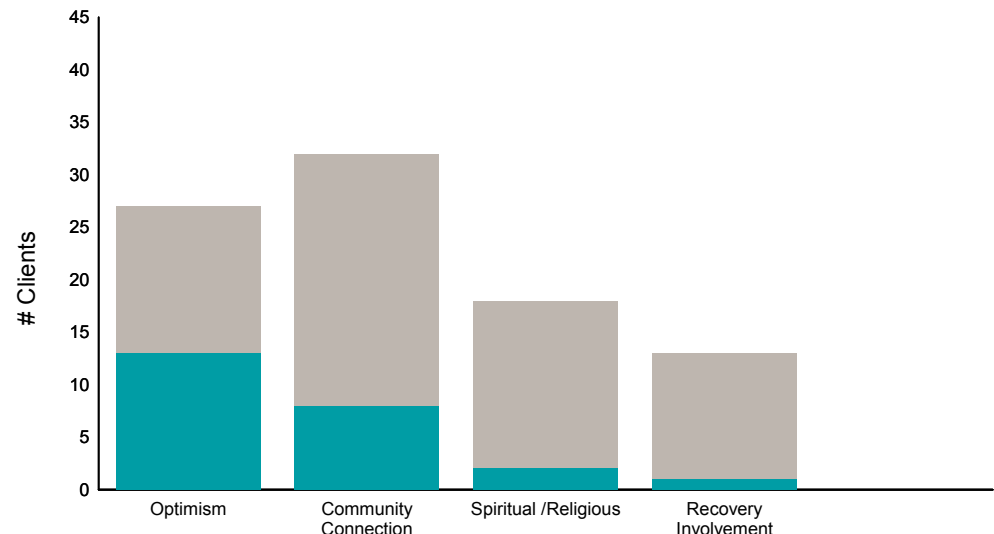
Didn't Improve
 Improved
 This report looks at current ANSAs to see how many clients improved on items rated 2 or 3 from the prior ANSA.

Num of episodes w/ min. 2 ANSAs: 42 Average days between ANSAs: 144.8 % clients improved on min. 30% of actionable items: **43% (= 18/42)**

Behavioral Health Domain

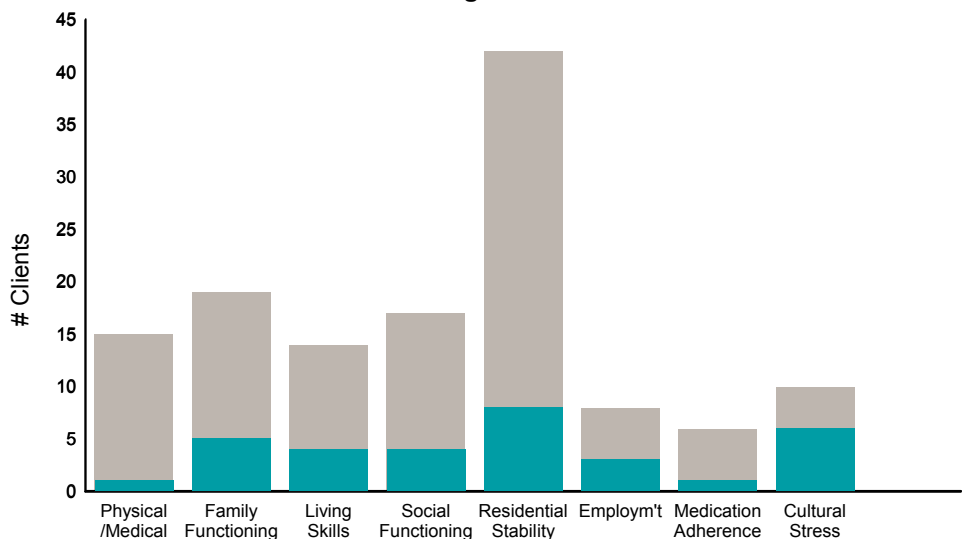


Strengths

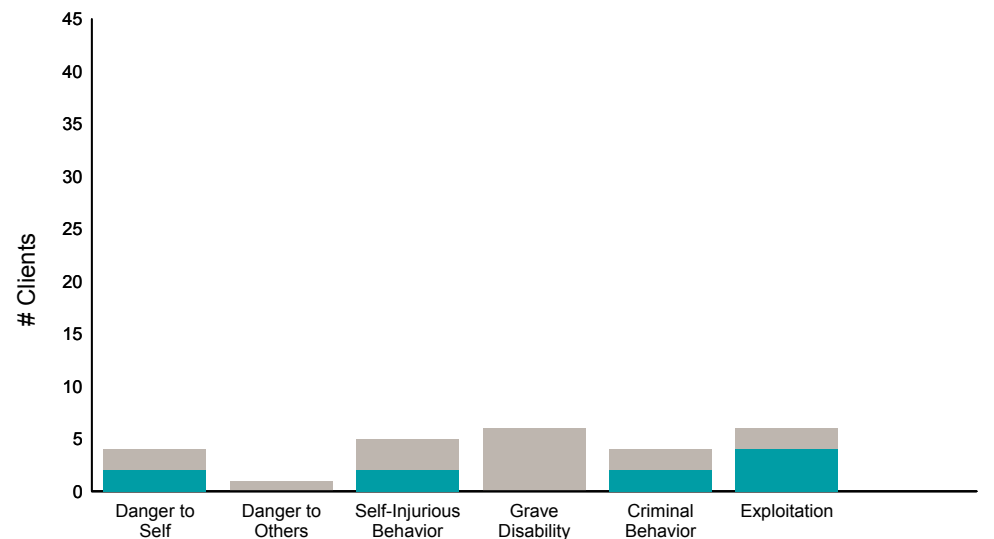


Item	% improvement
Psychosis	55% (6/11)
Depression	38% (13/34)
Anxiety	31% (8/26)
Adjustment to Trauma	39% (9/23)
Impulse Control	43% (3/7)
Interpersonal Problems	50% (3/6)
Substance Use	12% (3/26)
Optimism	48% (13/27)
Community Connection	25% (8/32)
Spiritual /Religious	11% (2/18)
Recovery Involvement	8% (1/13)

Life Domain Functioning



Risk Behaviors



Item	% improvement
Physical /Medical	7% (1/15)
Family Functioning	26% (5/19)
Living Skills	29% (4/14)
Social Functioning	24% (4/17)
Residential Stability	19% (8/42)
Employ'm't	38% (3/8)
Medication Adherence	17% (1/6)
Cultural Stress	60% (6/10)
Danger to Self	50% (2/4)
Danger to Others	0% (0/1)
Self-Injurious Behavior	40% (2/5)
Grave Disability	0% (0/6)
Criminal Behavior	50% (2/4)
Exploitation	67% (4/6)

This report reflects data from 7/1/2019 - 6/30/2020

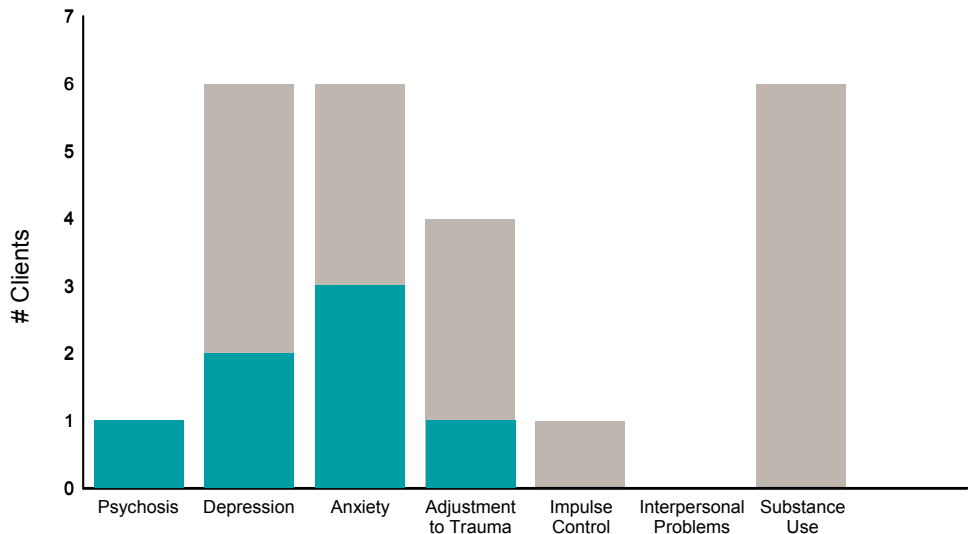


FY19-20 Q4 Objective A.2 ANSA Outcomes Item-Level Report
SFAF Stonewall MH OP (38HSOP)

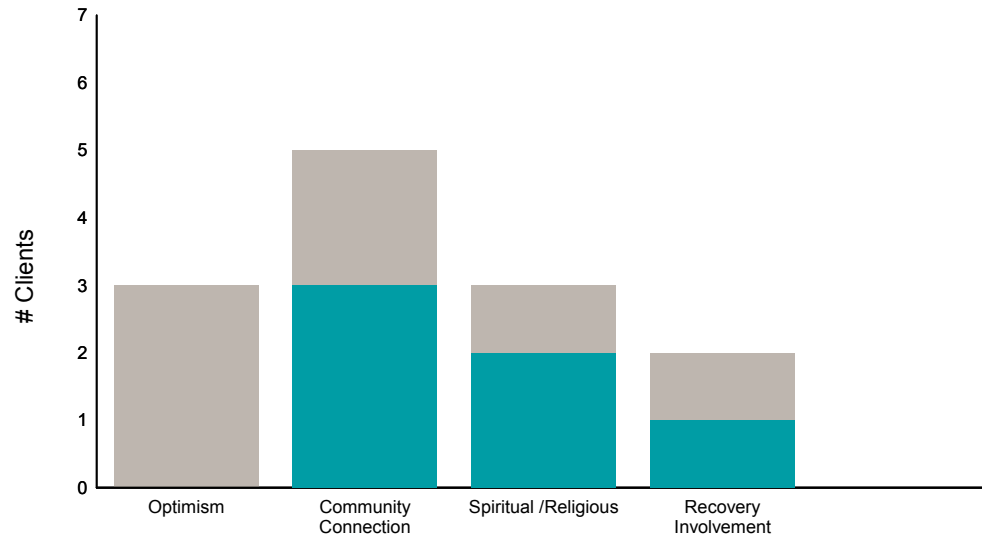
Didn't Improve
 Improved
 This report looks at current ANSAs to see how many clients improved on items rated 2 or 3 from the prior ANSA.

Num of episodes w/ min. 2 ANSAs: **7** Average days between ANSAs: **394.4** % clients improved on min. 30% of actionable items: **83% (= 5/6)**

Behavioral Health Domain

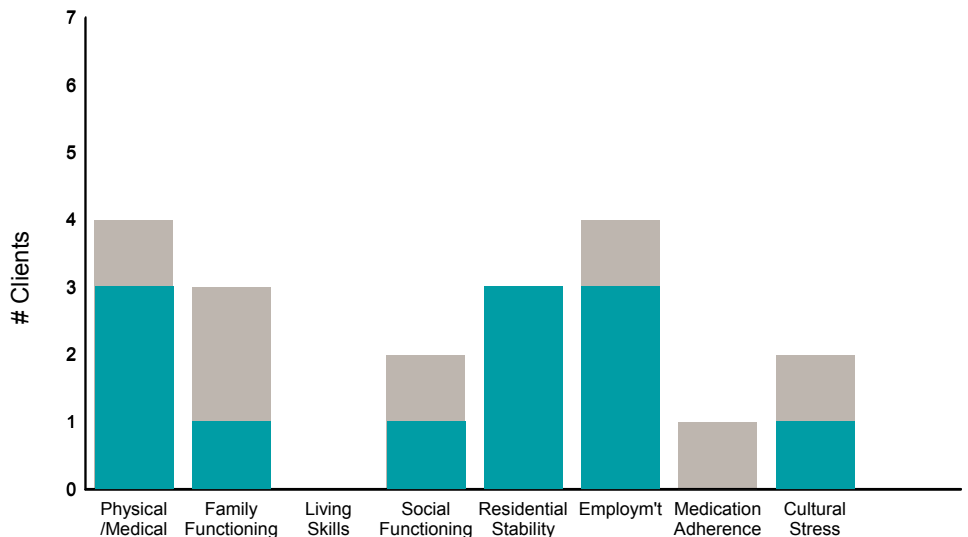


Strengths

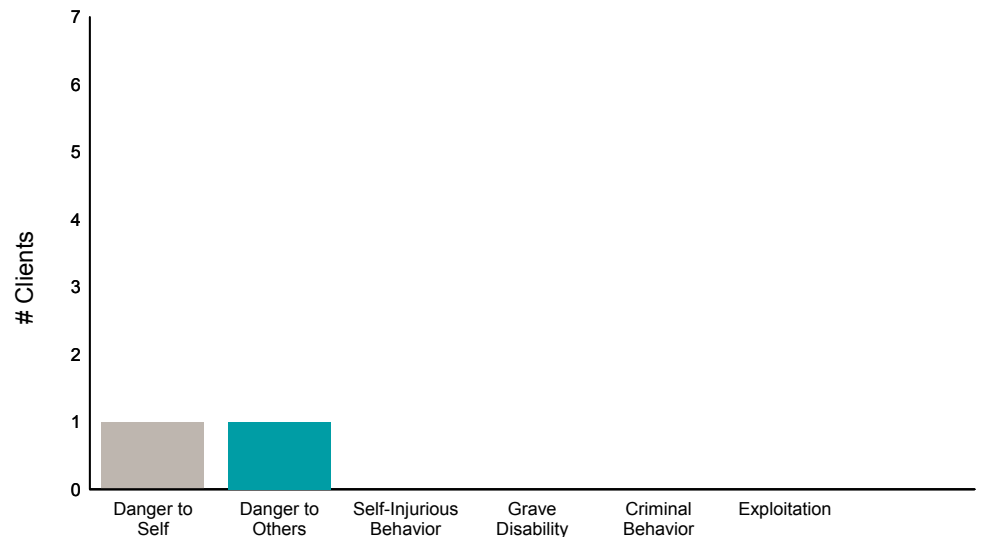


Item	Improvement %	Count
Psychosis	100%	1/1
Depression	33%	2/6
Anxiety	50%	3/6
Adjustment to Trauma	25%	1/4
Impulse Control	0%	0/1
Interpersonal Problems	0%	0/0
Substance Use	0%	0/6
% improvement		
Optimism	0%	0/3
Community Connection	60%	3/5
Spiritual /Religious	67%	2/3
Recovery Involvement	50%	1/2

Life Domain Functioning



Risk Behaviors

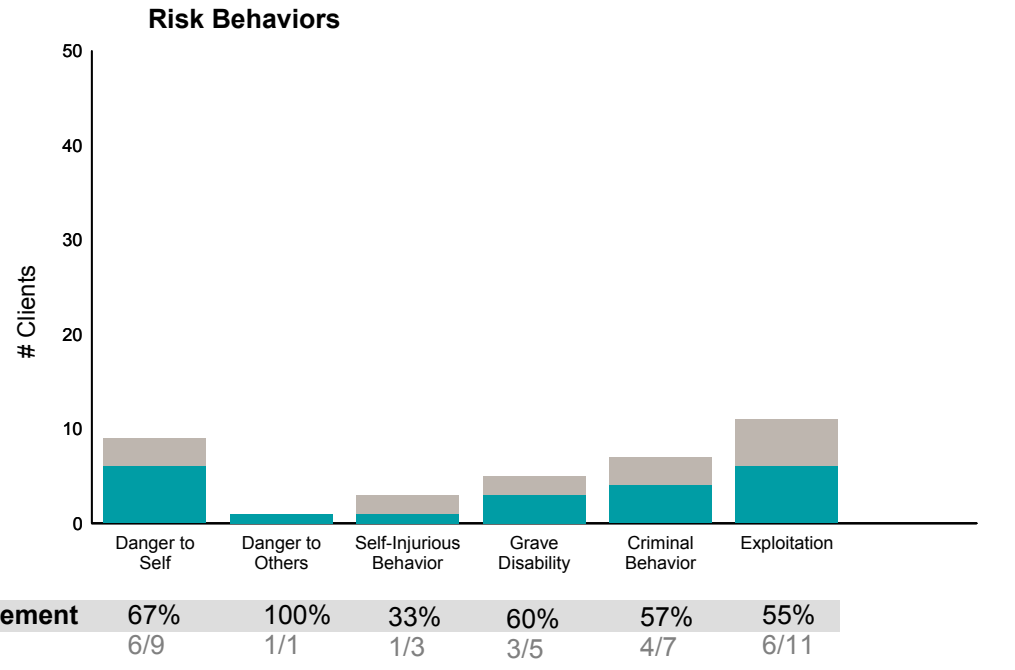
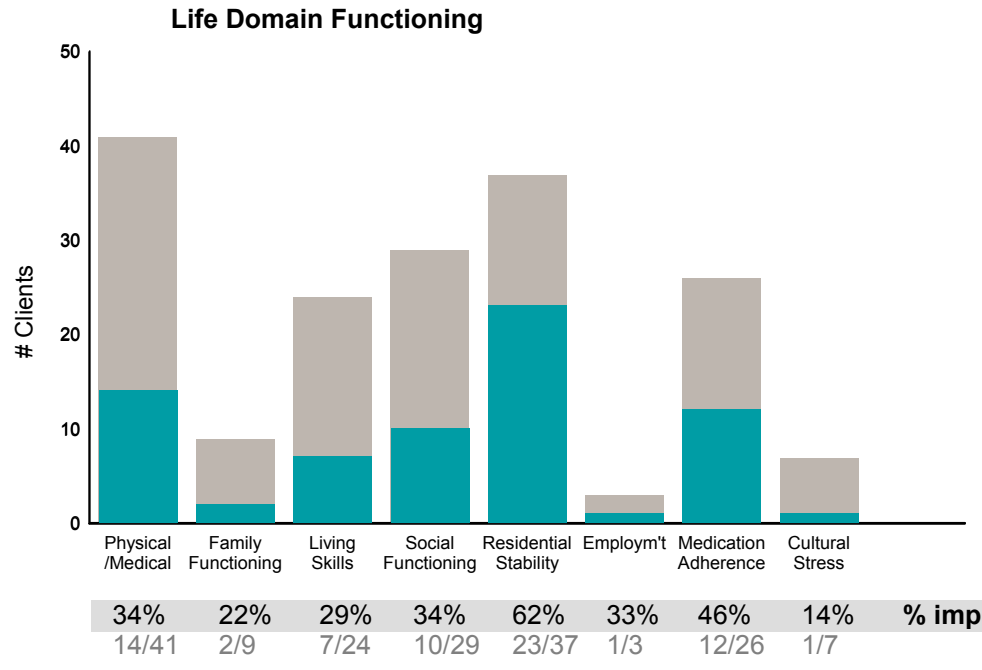
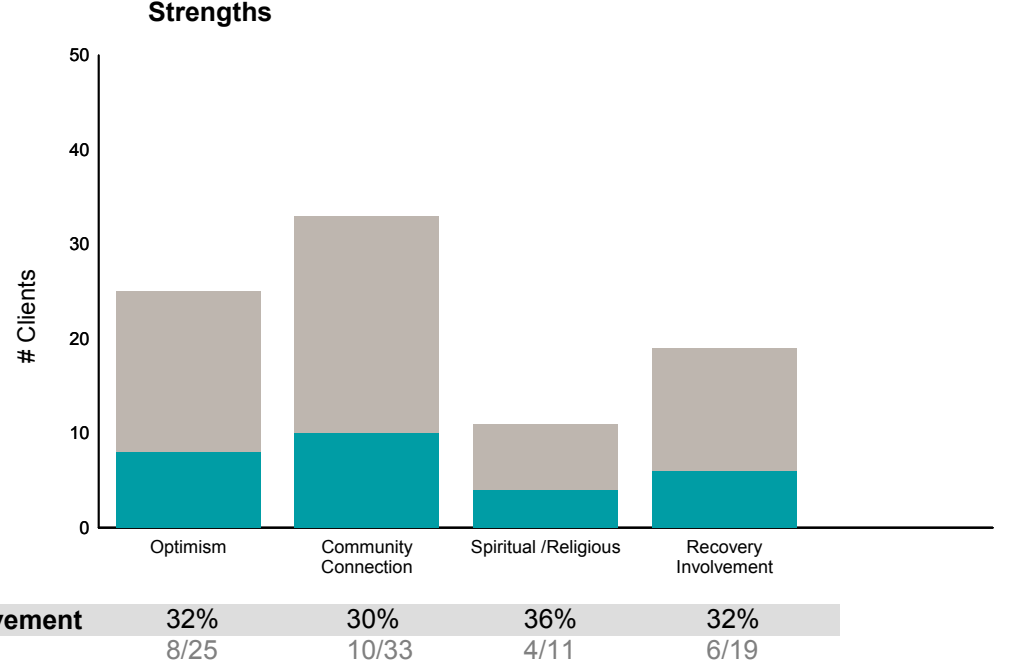
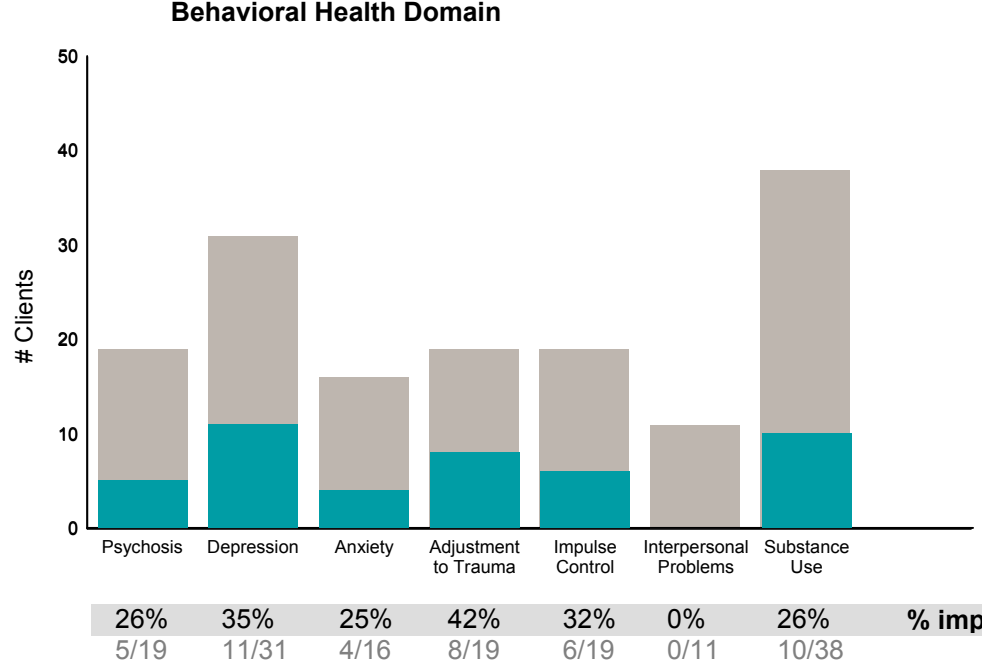


Item	Improvement %	Count
Physical /Medical	75%	3/4
Family Functioning	33%	1/3
Living Skills	0%	0/0
Social Functioning	50%	1/2
Residential Stability	100%	3/3
Employ'm't	75%	3/4
Medication Adherence	0%	0/1
Cultural Stress	50%	1/2
% improvement		
Danger to Self	0%	0/1
Danger to Others	100%	1/1
Self-Injurious Behavior	0%	0/0
Grave Disability	0%	0/0
Criminal Behavior	0%	0/0
Exploitation	0%	0/0

FY19-20 Q4 Objective A.2 ANSA Outcomes Item-Level Report
SFGH Emergency Dept CM (38JVOP)

Didn't Improve
 Improved
 This report looks at current ANSAs to see how many clients improved on items rated 2 or 3 from the prior ANSA.

Num of episodes w/ min. 2 ANSAs: 46 Average days between ANSAs: 283.5 % clients improved on min. 30% of actionable items: **52% (= 24/46)**



This report reflects data from 7/1/2019 - 6/30/2020

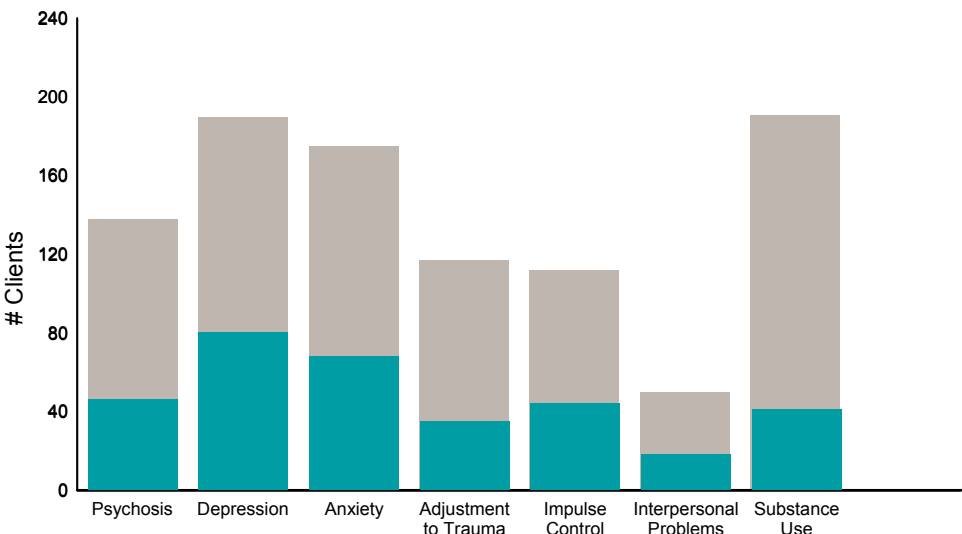


FY19-20 Q4 Objective A.2 ANSA Outcomes Item-Level Report
Shrader House Crisis RES PROG (89661)

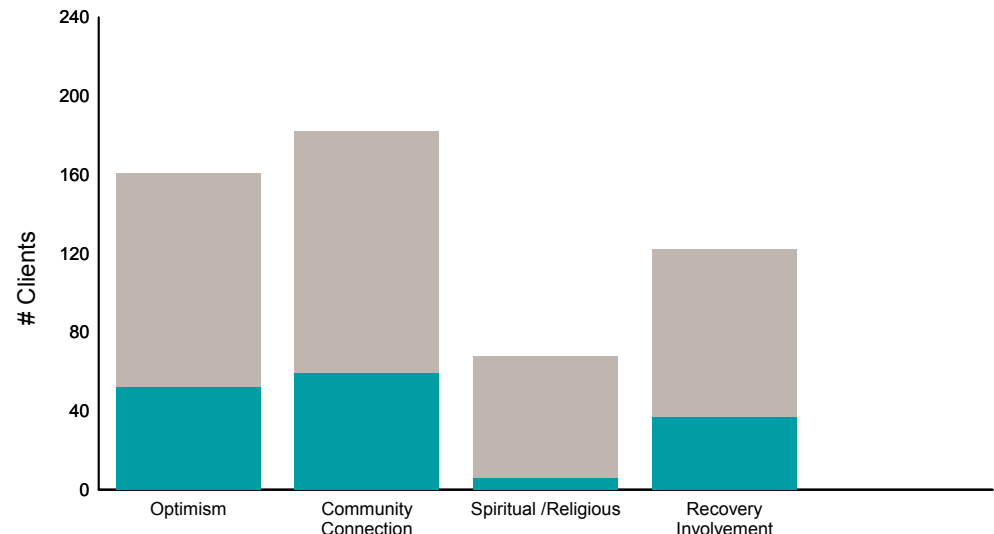
Didn't Improve
 Improved
 This report looks at current ANSAs to see how many clients improved on items rated 2 or 3 from the prior ANSA.

Num of episodes w/ min. 2 ANSAs: 216 Average days between ANSAs: 12.4 % clients improved on min. 30% of actionable items: **47% (= 101/216)**

Behavioral Health Domain

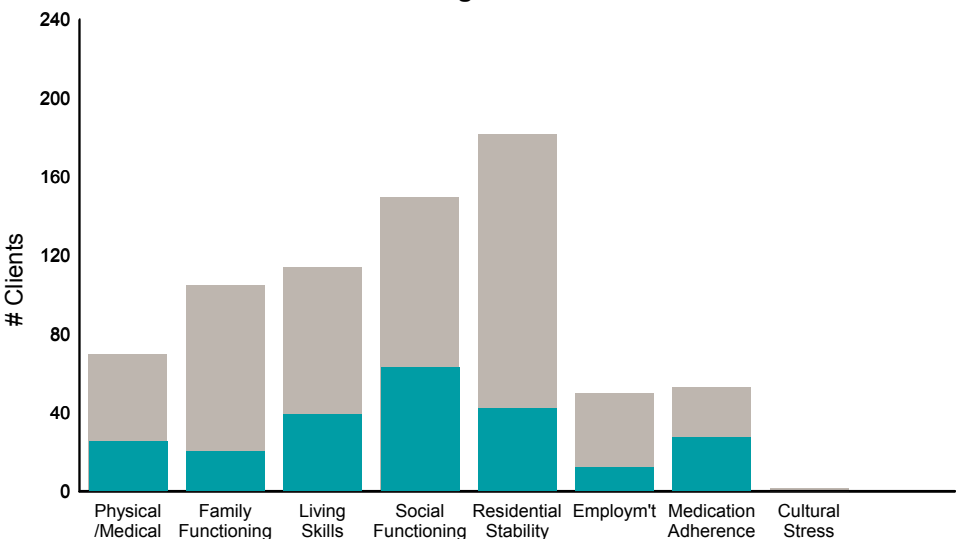


Strengths

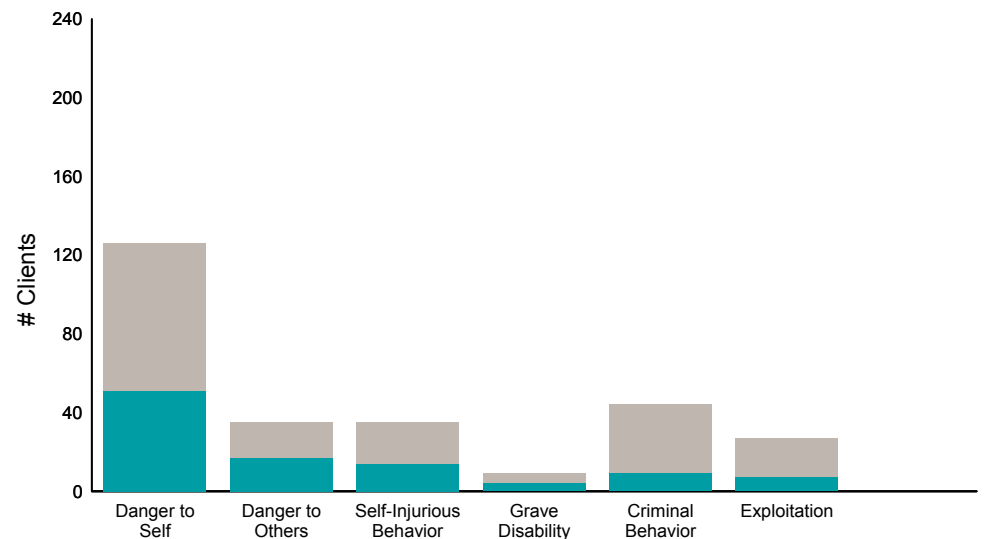


Item	% improvement
Psychosis	33%
Depression	42%
Anxiety	39%
Adjustment to Trauma	30%
Impulse Control	39%
Interpersonal Problems	36%
Substance Use	21%
Optimism	32%
Community Connection	32%
Spiritual /Religious	9%
Recovery Involvement	30%

Life Domain Functioning



Risk Behaviors



Item	% improvement
Physical /Medical	36%
Family Functioning	19%
Living Skills	34%
Social Functioning	42%
Residential Stability	23%
Employ'm't	24%
Medication Adherence	51%
Cultural Stress	0%
Danger to Self	40%
Danger to Others	49%
Self-Injurious Behavior	40%
Grave Disability	44%
Criminal Behavior	20%
Exploitation	26%

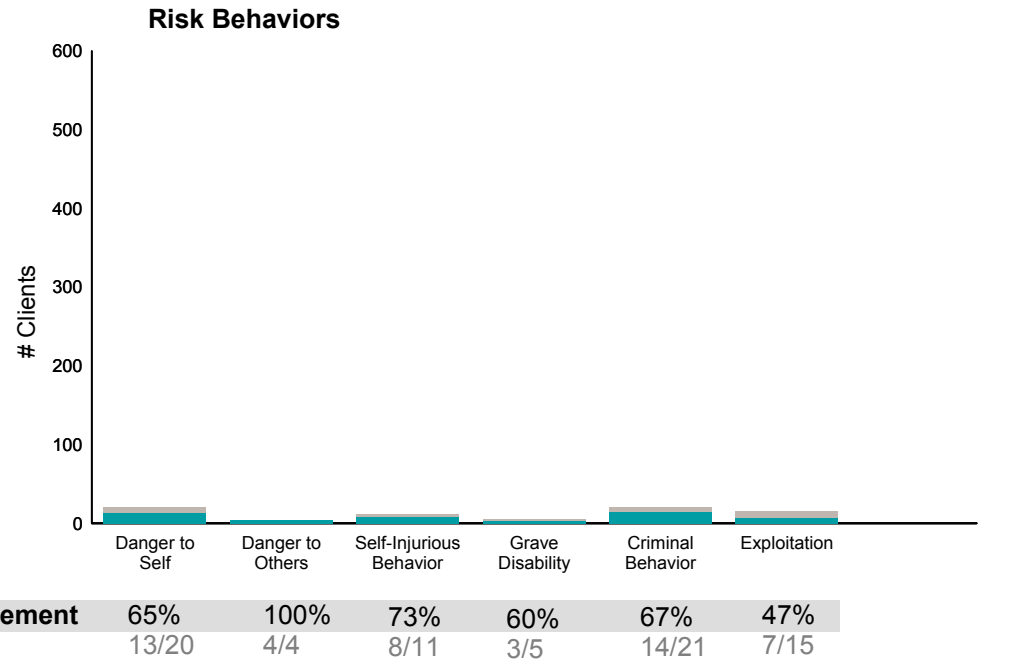
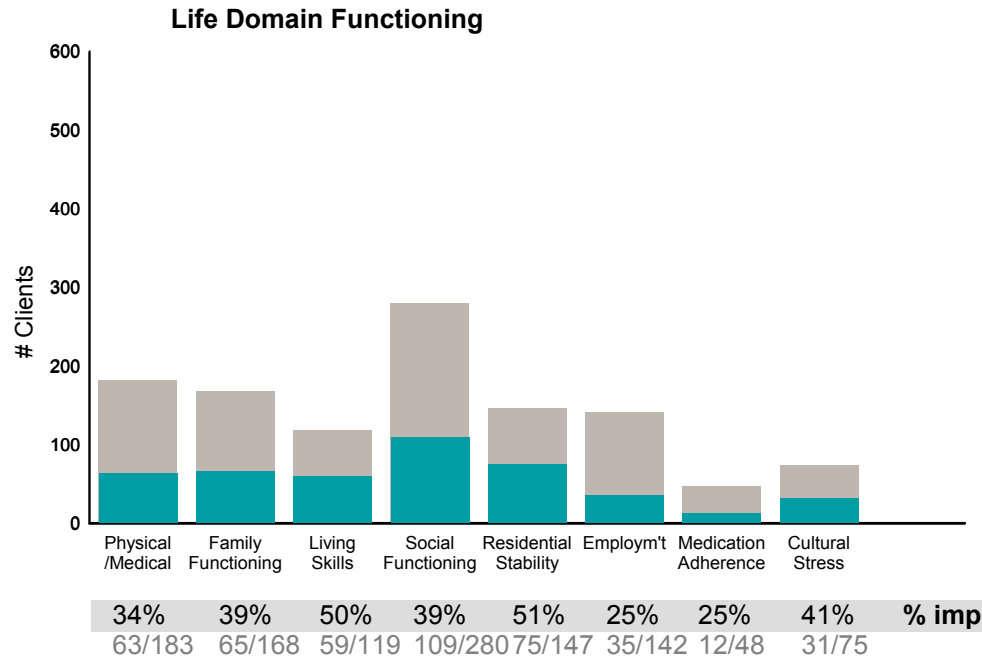
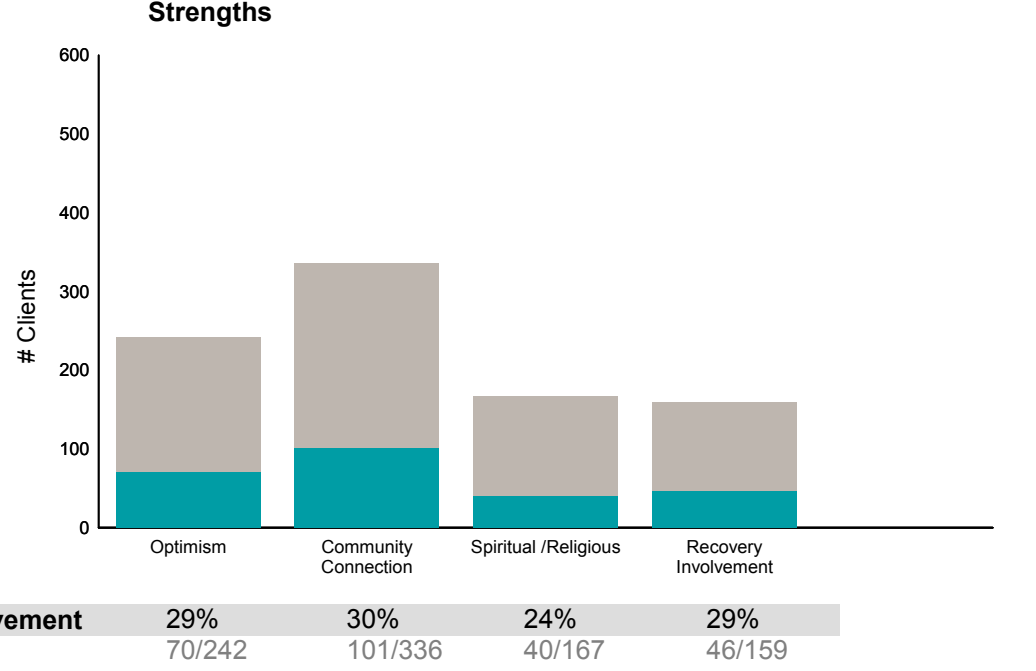
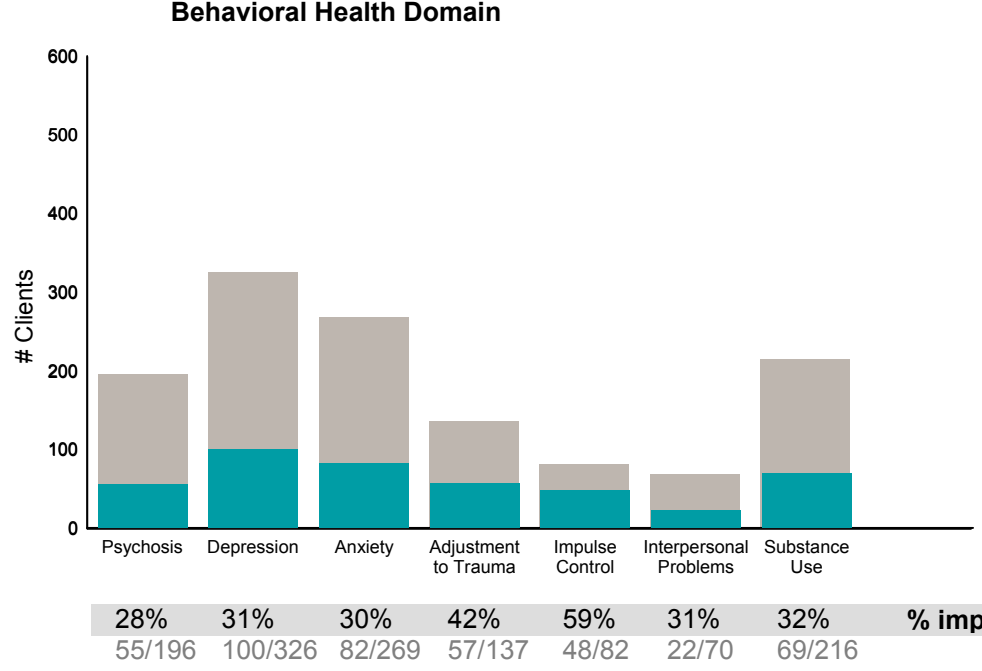
This report reflects data from 7/1/2019 - 6/30/2020



FY19-20 Q4 Objective A.2 ANSA Outcomes Item-Level Report
South of Market Outpatient (38719)

Didn't Improve
 Improved
 This report looks at current ANSAs to see how many clients improved on items rated 2 or 3 from the prior ANSA.

Num of episodes w/ min. 2 ANSAs: 501 Average days between ANSAs: 403.8 % clients improved on min. 30% of actionable items: **54% (= 245/452)**



This report reflects data from 7/1/2019 - 6/30/2020

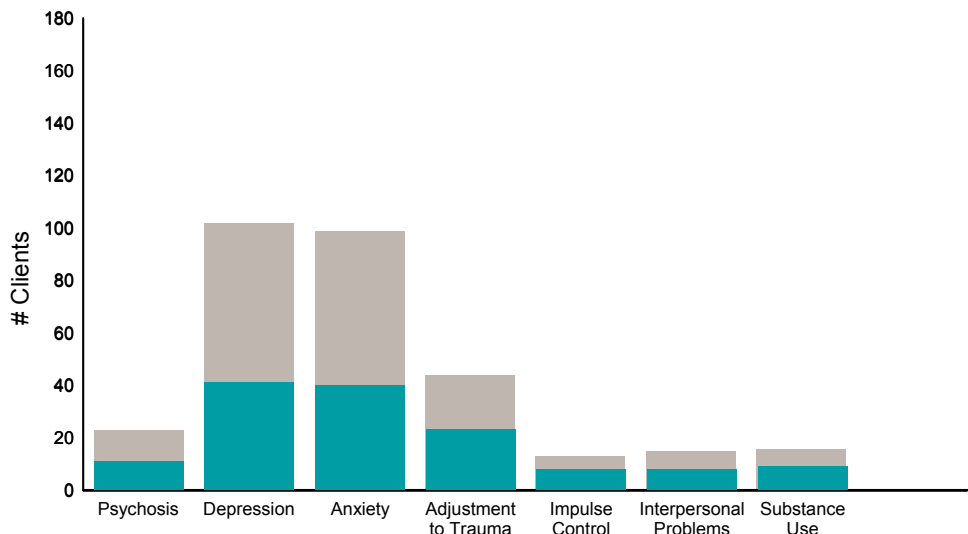


FY19-20 Q4 Objective A.2 ANSA Outcomes Item-Level Report
Southeast Mission Geriatric-OP (38483)

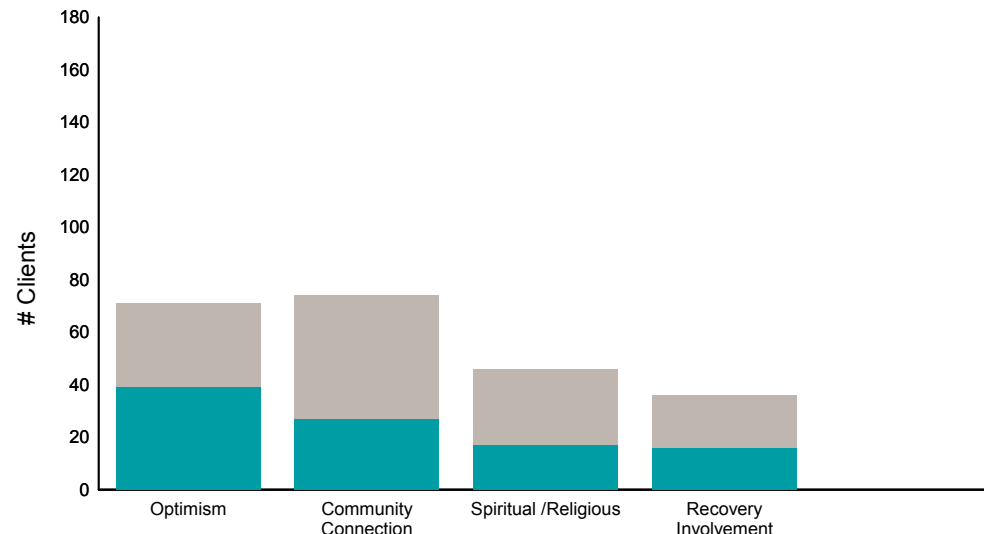
Didn't Improve
 Improved
 This report looks at current ANSAs to see how many clients improved on items rated 2 or 3 from the prior ANSA.

Num of episodes w/ min. 2 ANSAs: 179 Average days between ANSAs: 338.9 % clients improved on min. 30% of actionable items: **67% (= 115/171)**

Behavioral Health Domain

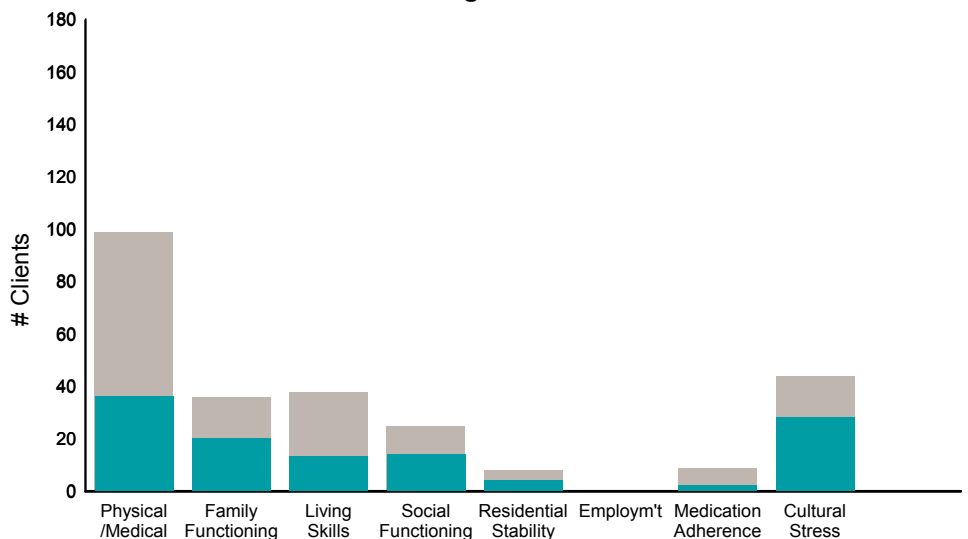


Strengths

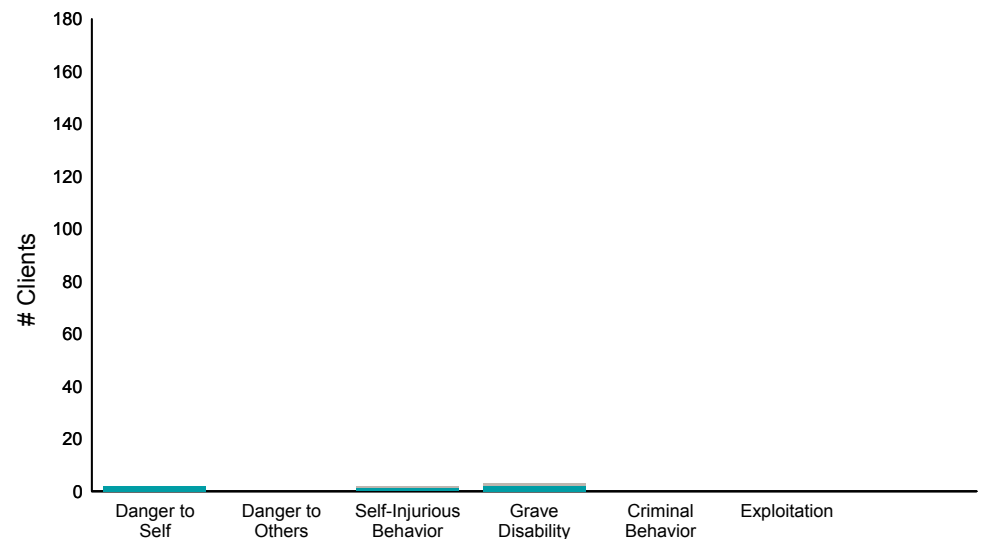


Item	% improvement
Psychosis	48% (11/23)
Depression	40% (41/102)
Anxiety	40% (40/99)
Adjustment to Trauma	52% (23/44)
Impulse Control	62% (8/13)
Interpersonal Problems	53% (8/15)
Substance Use	56% (9/16)
Optimism	55% (39/71)
Community Connection	36% (27/74)
Spiritual /Religious	37% (17/46)
Recovery Involvement	44% (16/36)

Life Domain Functioning



Risk Behaviors



Item	% improvement
Physical /Medical	36% (36/99)
Family Functioning	56% (20/36)
Living Skills	34% (13/38)
Social Functioning	56% (14/25)
Residential Stability	50% (4/8)
Employ'm't	0% (0/0)
Medication Adherence	22% (2/9)
Cultural Stress	64% (28/44)
Danger to Self	100% (2/2)
Danger to Others	0% (0/0)
Self-Injurious Behavior	50% (1/2)
Grave Disability	67% (2/3)
Criminal Behavior	0% (0/0)
Exploitation	0% (0/0)

This report reflects data from 7/1/2019 - 6/30/2020

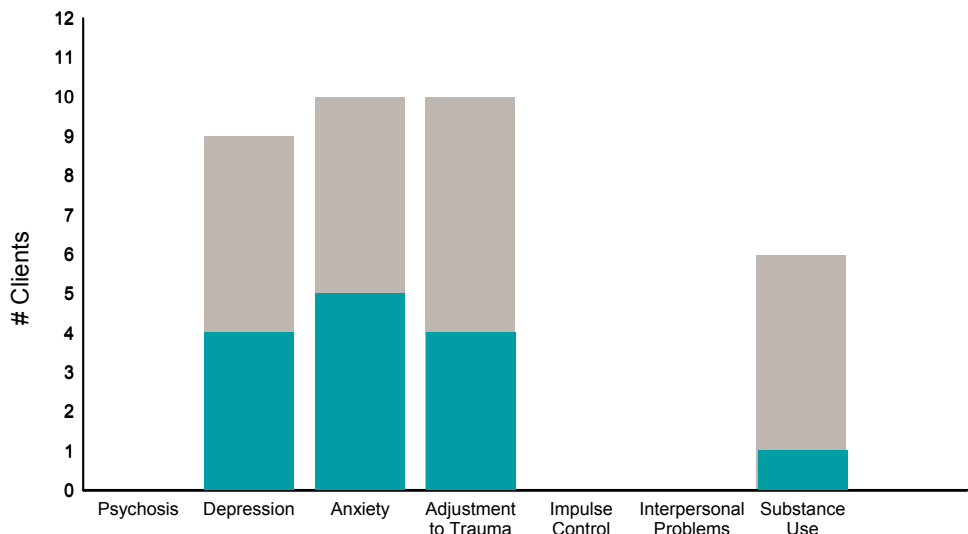


FY19-20 Q4 Objective A.2 ANSA Outcomes Item-Level Report
St James Infirmary MHS (38KFOP)

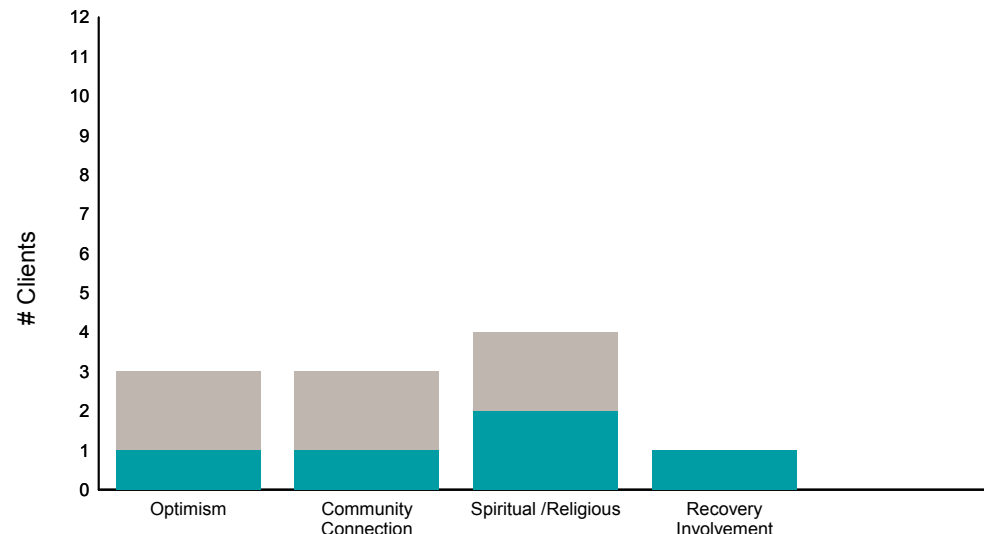
Didn't Improve
 Improved
 This report looks at current ANSAs to see how many clients improved on items rated 2 or 3 from the prior ANSA.

Num of episodes w/ min. 2 ANSAs: **12** Average days between ANSAs: **308.4** % clients improved on min. 30% of actionable items: **67% (= 8/12)**

Behavioral Health Domain

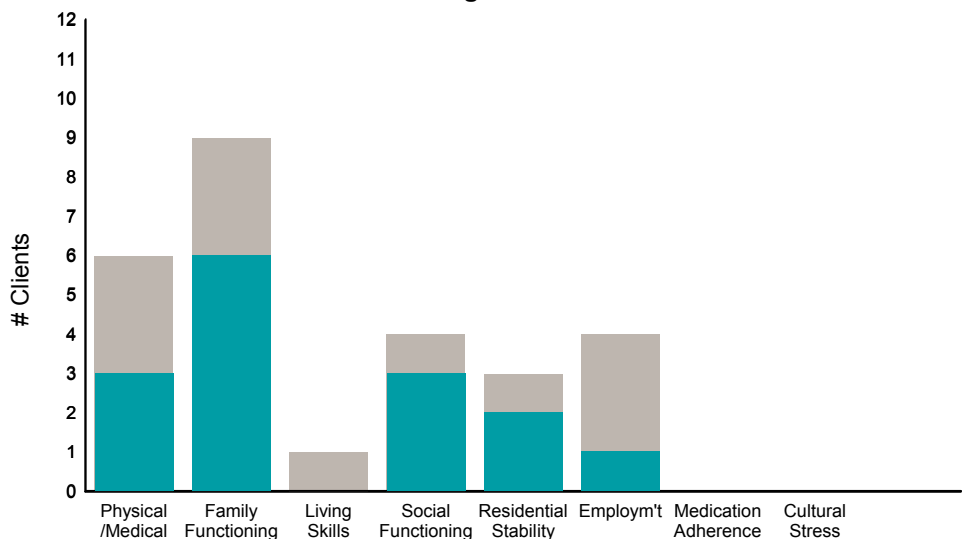


Strengths




Item	% improvement
Psychosis	0% (0/0)
Depression	44% (4/9)
Anxiety	50% (5/10)
Adjustment to Trauma	40% (4/10)
Impulse Control	0% (0/0)
Interpersonal Problems	0% (0/0)
Substance Use	17% (1/6)
Optimism	33% (1/3)
Community Connection	33% (1/3)
Spiritual /Religious	50% (2/4)
Recovery Involvement	100% (1/1)

Life Domain Functioning



Risk Behaviors



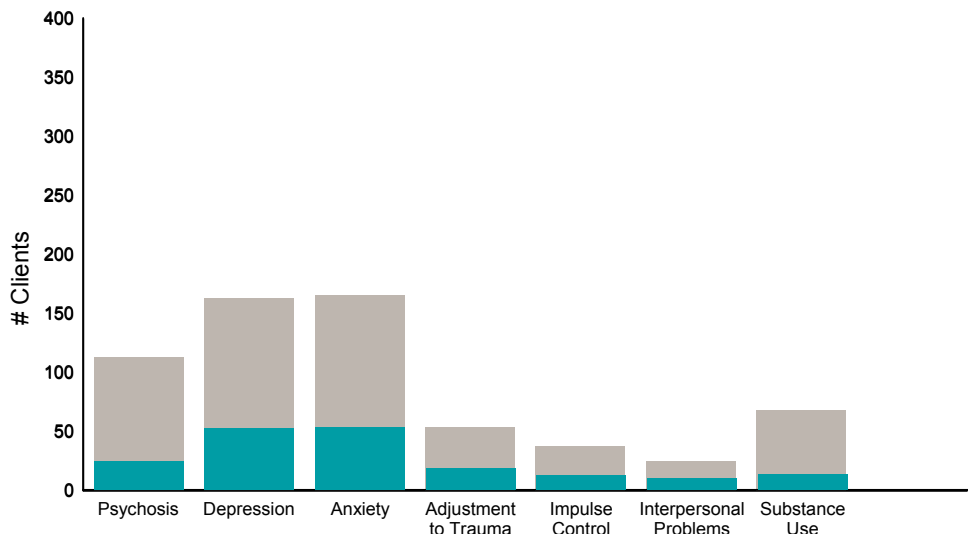
Item	% improvement
Physical /Medical	50% (3/6)
Family Functioning	67% (6/9)
Living Skills	0% (0/1)
Social Functioning	75% (3/4)
Residential Stability	67% (2/3)
Employ'm't	25% (1/4)
Medication Adherence	0% (0/0)
Cultural Stress	0% (0/0)
Danger to Self	0% (0/0)
Danger to Others	0% (0/0)
Self-Injurious Behavior	0% (0/0)
Grave Disability	0% (0/0)
Criminal Behavior	0% (0/0)
Exploitation	0% (0/0)

FY19-20 Q4 Objective A.2 ANSA Outcomes Item-Level Report
Sunset Mental Health OP (38823)

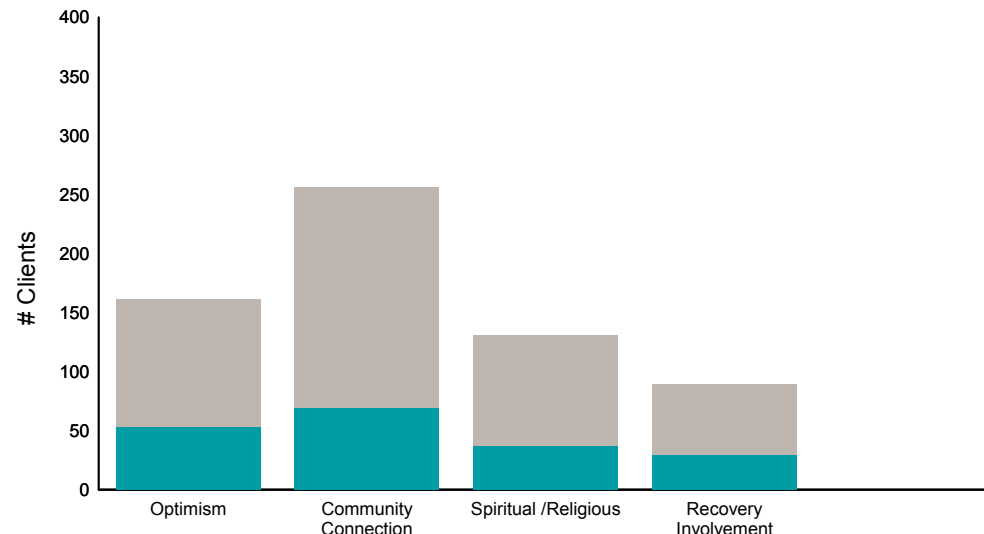
Didn't Improve
 Improved
 This report looks at current ANSAs to see how many clients improved on items rated 2 or 3 from the prior ANSA.

Num of episodes w/ min. 2 ANSAs: 371 Average days between ANSAs: 346.0 % clients improved on min. 30% of actionable items: **49% (= 168/345)**

Behavioral Health Domain

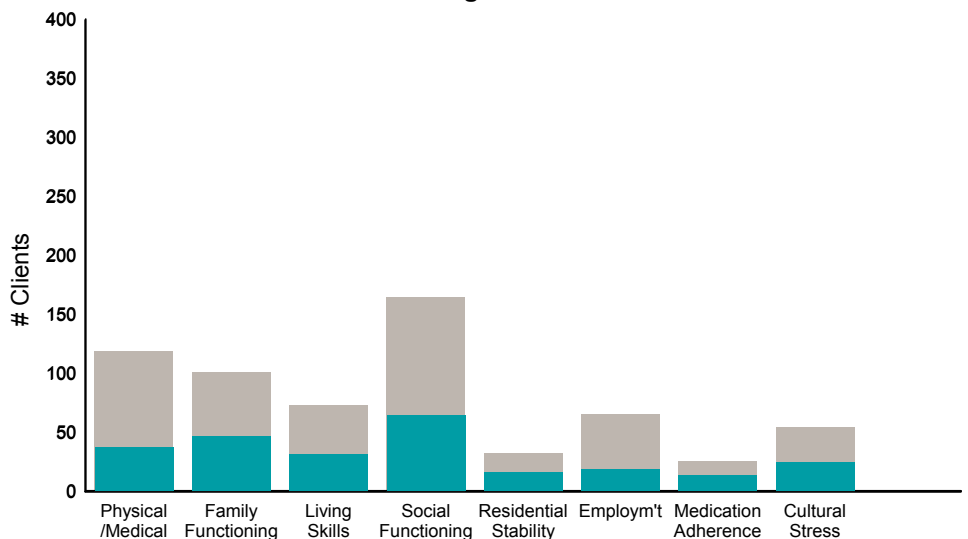


Strengths

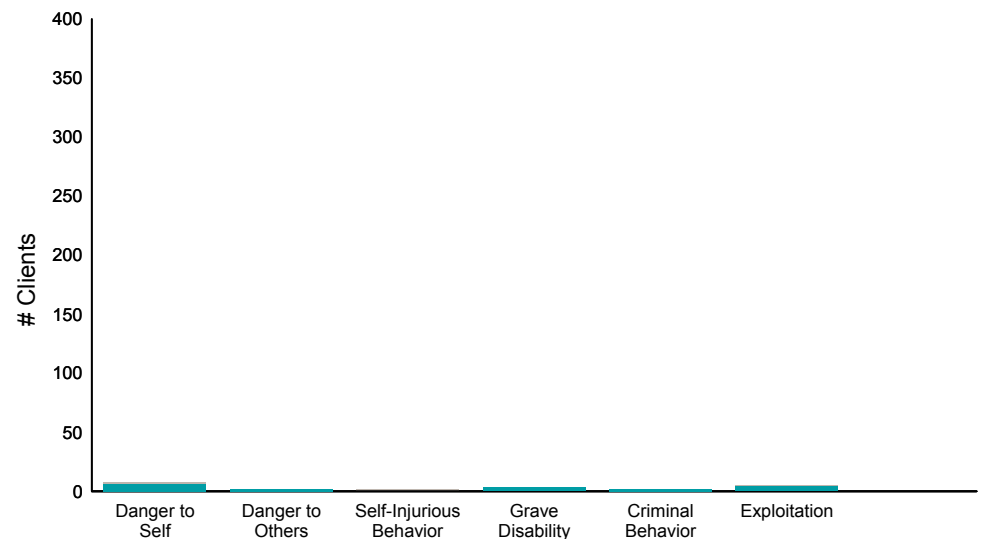


Item	% improvement
Psychosis	21%
Depression	32%
Anxiety	32%
Adjustment to Trauma	33%
Impulse Control	32%
Interpersonal Problems	40%
Substance Use	19%
Optimism	33%
Community Connection	27%
Spiritual /Religious	28%
Recovery Involvement	33%

Life Domain Functioning



Risk Behaviors



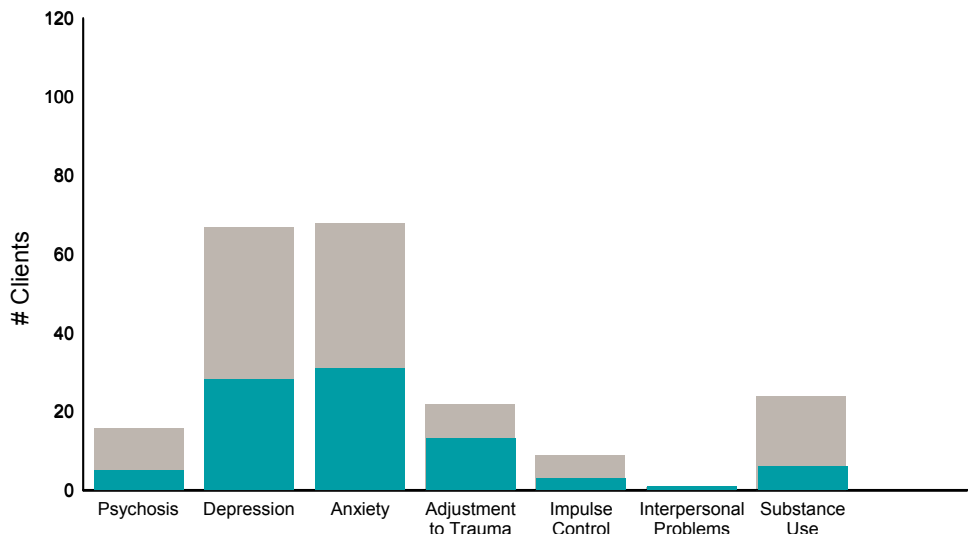
Item	% improvement
Physical /Medical	31%
Family Functioning	46%
Living Skills	42%
Social Functioning	39%
Residential Stability	48%
Employ'm't	27%
Medication Adherence	50%
Cultural Stress	44%
Danger to Self	75%
Danger to Others	100%
Self-Injurious Behavior	0%
Grave Disability	100%
Criminal Behavior	100%
Exploitation	80%

FY19-20 Q4 Objective A.2 ANSA Outcomes Item-Level Report
Sunset Mental Health Team II (3819OP)

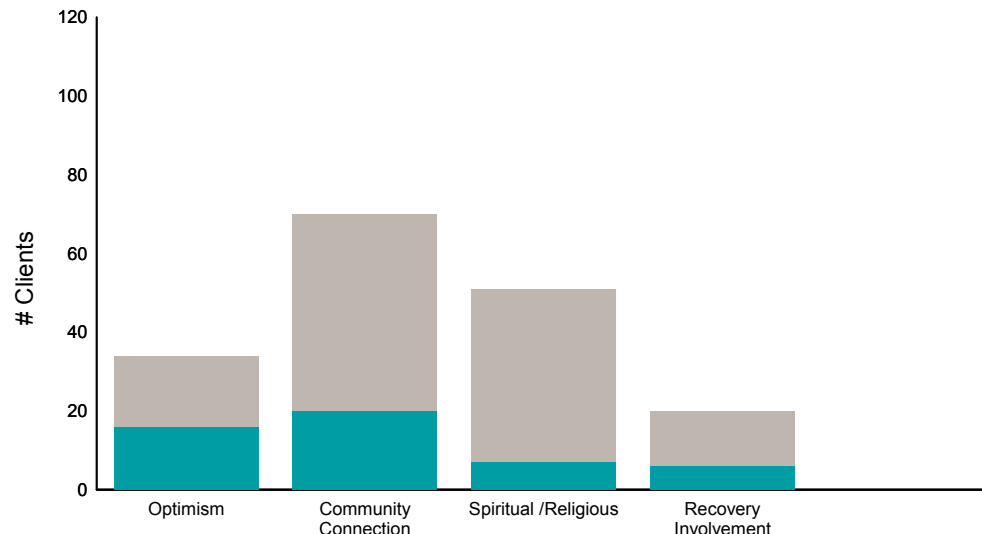
Didn't Improve
 Improved
 This report looks at current ANSAs to see how many clients improved on items rated 2 or 3 from the prior ANSA.

Num of episodes w/ min. 2 ANSAs: 116 Average days between ANSAs: 309.1 % clients improved on min. 30% of actionable items: **58% (= 65/113)**

Behavioral Health Domain

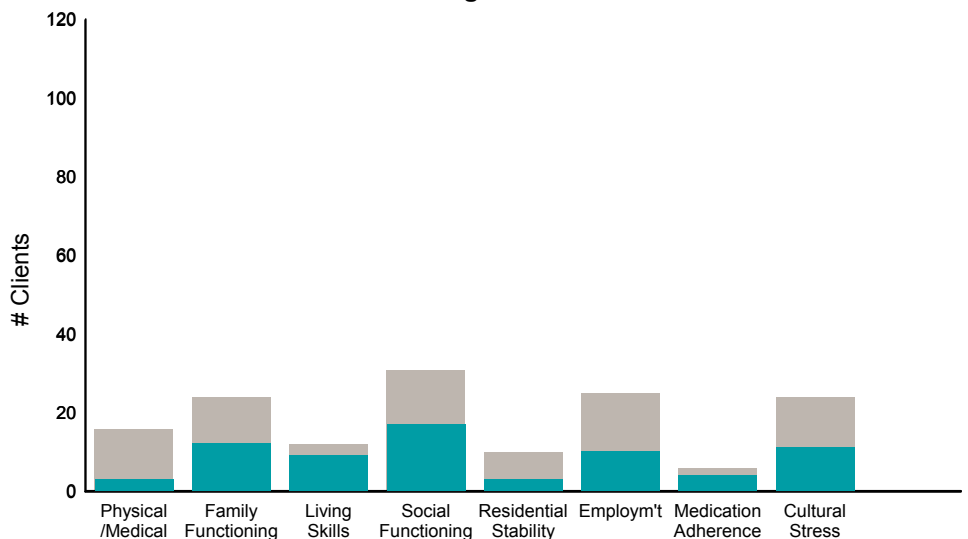


Strengths

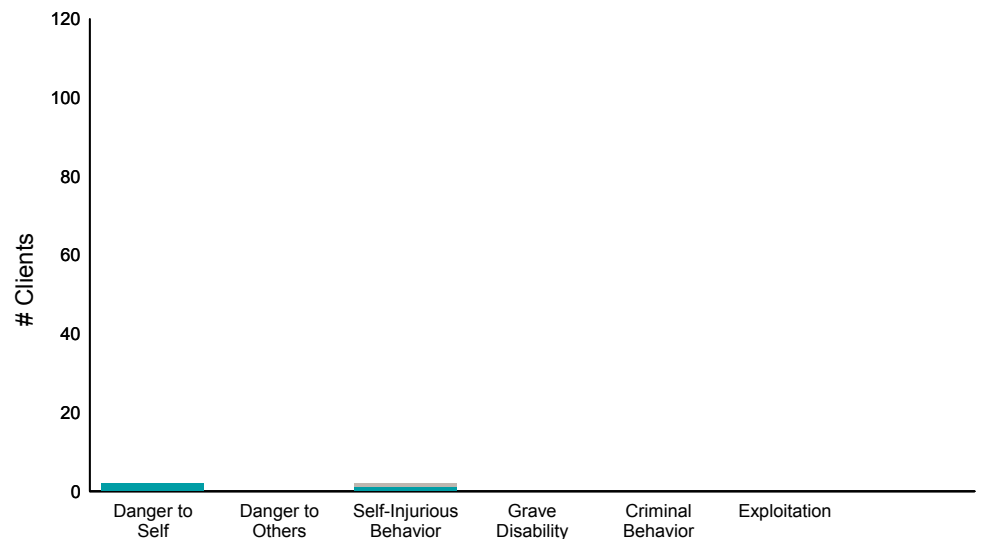


Item	% improvement
Psychosis	31% (5/16)
Depression	42% (28/67)
Anxiety	46% (31/68)
Adjustment to Trauma	59% (13/22)
Impulse Control	33% (3/9)
Interpersonal Problems	100% (1/1)
Substance Use	25% (6/24)
Optimism	47% (16/34)
Community Connection	29% (20/70)
Spiritual /Religious	14% (7/51)
Recovery Involvement	30% (6/20)

Life Domain Functioning



Risk Behaviors



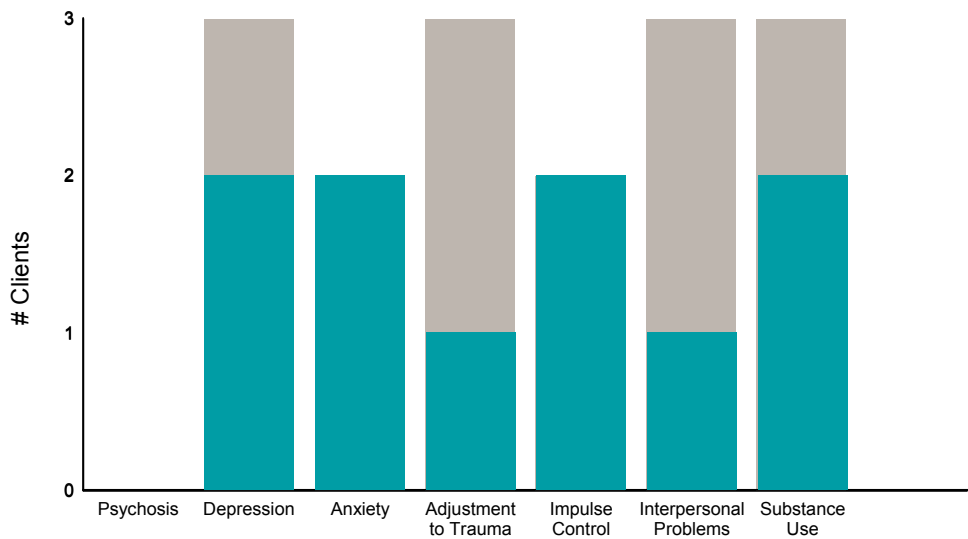
Item	% improvement
Physical /Medical	19% (3/16)
Family Functioning	50% (12/24)
Living Skills	75% (9/12)
Social Functioning	55% (17/31)
Residential Stability	30% (3/10)
Employ'm't	40% (10/25)
Medication Adherence	67% (4/6)
Cultural Stress	46% (11/24)
Danger to Self	100% (2/2)
Danger to Others	0% (0/0)
Self-Injurious Behavior	50% (1/2)
Grave Disability	0% (0/0)
Criminal Behavior	0% (0/0)
Exploitation	0% (0/0)

FY19-20 Q4 Objective A.2 ANSA Outcomes Item-Level Report
Swords to Plowshares Outpatient (8925OP)

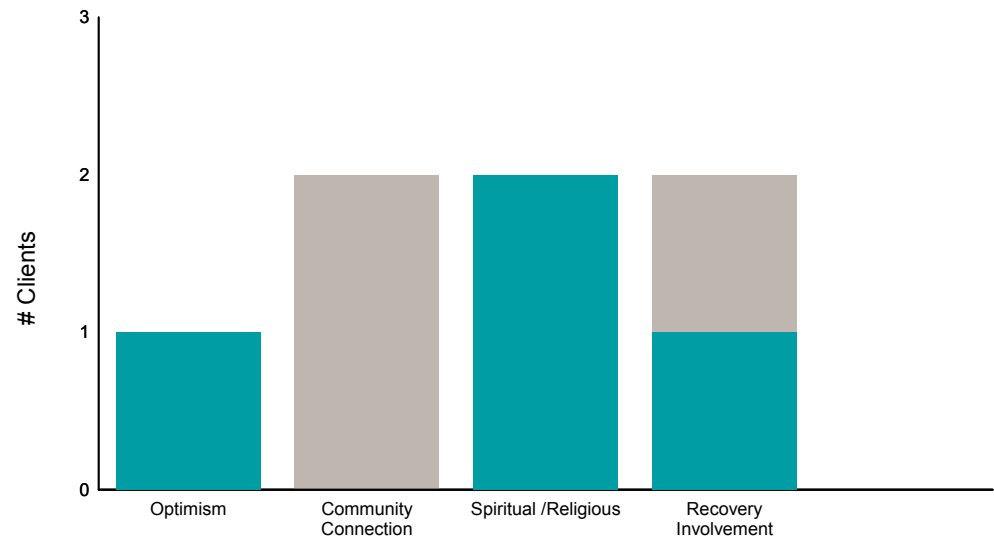
Didn't Improve
 Improved
 This report looks at current ANSAs to see how many clients improved on items rated 2 or 3 from the prior ANSA.

Num of episodes w/ min. 2 ANSAs: **3** Average days between ANSAs: **360.3** % clients improved on min. 30% of actionable items: **100% (= 3/3)**

Behavioral Health Domain

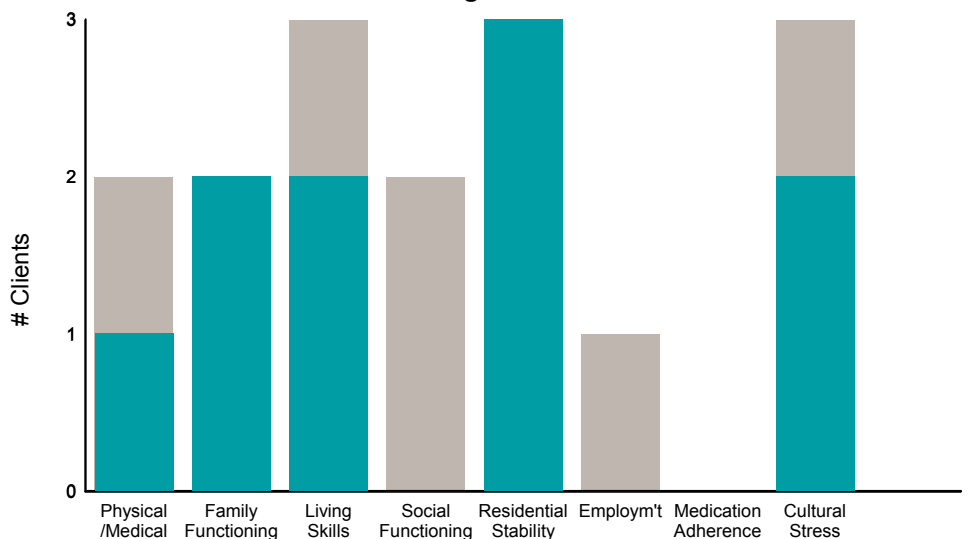


Strengths

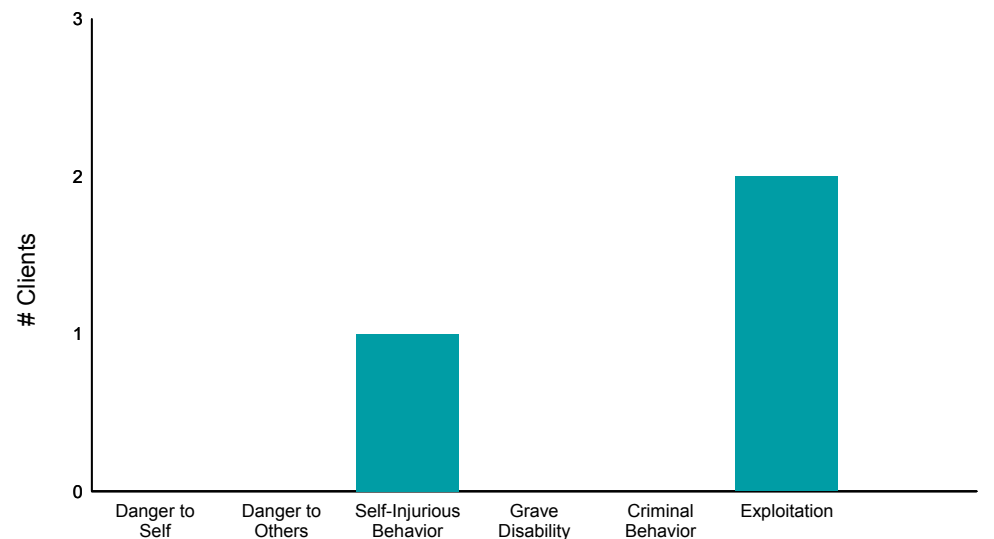


Item	Improved	Didn't Improve	% improvement
Psychosis	0/0	0/0	0%
Depression	2/3	1/3	67%
Anxiety	2/2	0/2	100%
Adjustment to Trauma	1/3	2/3	33%
Impulse Control	2/2	0/2	100%
Interpersonal Problems	1/3	2/3	33%
Substance Use	2/3	1/3	67%

Life Domain Functioning



Risk Behaviors



Item	Improved	Didn't Improve	% improvement
Physical /Medical	1/2	1/2	50%
Family Functioning	2/2	0/2	100%
Living Skills	2/3	1/3	67%
Social Functioning	0/2	2/2	0%
Residential Stability	3/3	0/3	100%
Employ'm't	0/1	1/1	0%
Medication Adherence	0/0	0/0	0%
Cultural Stress	2/3	1/3	67%

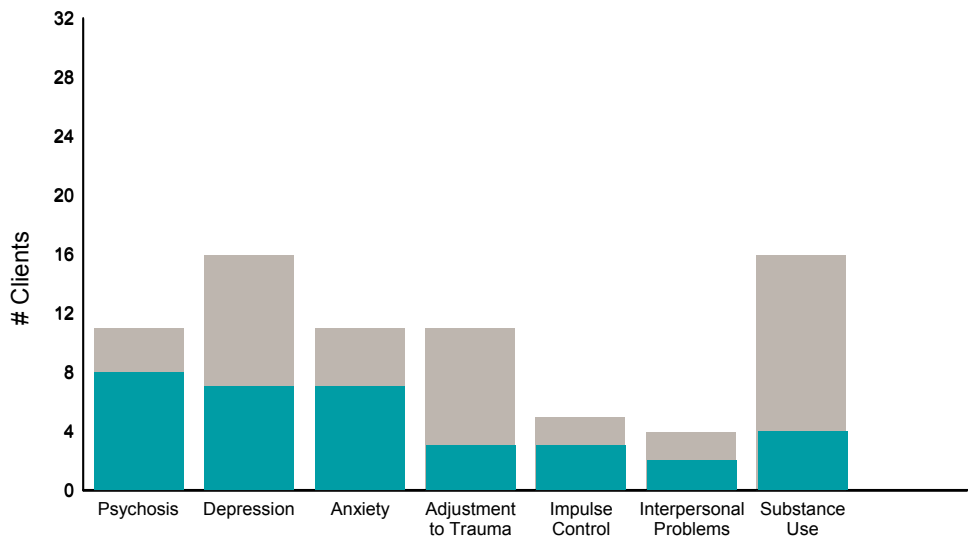
This report reflects data from 7/1/2019 - 6/30/2020

FY19-20 Q4 Objective A.2 ANSA Outcomes Item-Level Report
TAY MHSA Outpatient Services (38BHT3)

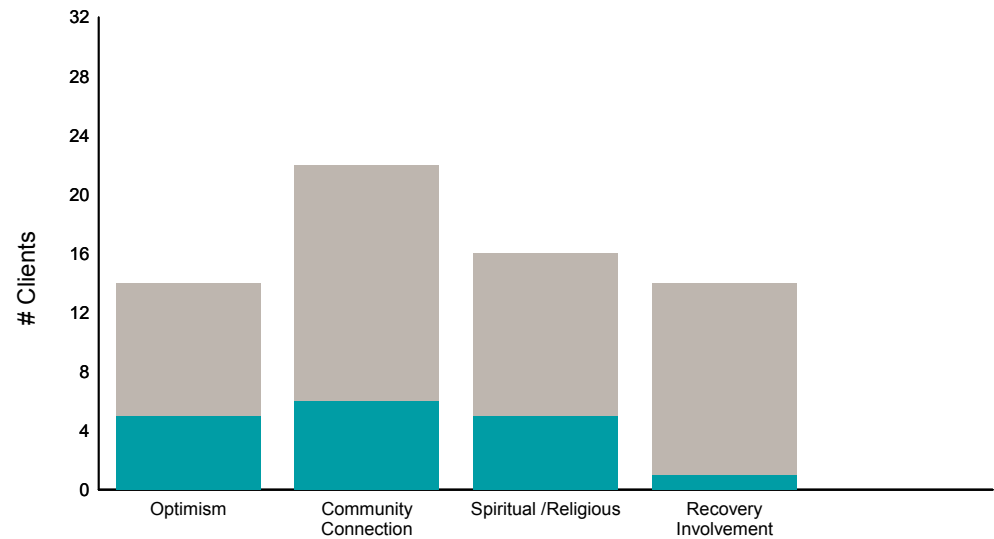
Didn't Improve
 Improved
 This report looks at current ANSAs to see how many clients improved on items rated 2 or 3 from the prior ANSA.

Num of episodes w/ min. 2 ANSAs: 29 Average days between ANSAs: 300.0 % clients improved on min. 30% of actionable items: **76% (= 22/29)**

Behavioral Health Domain

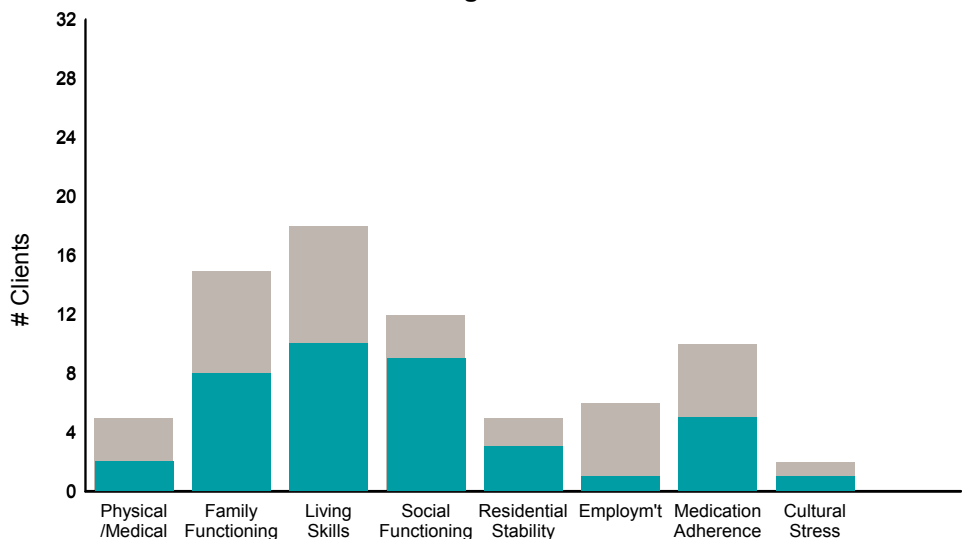


Strengths

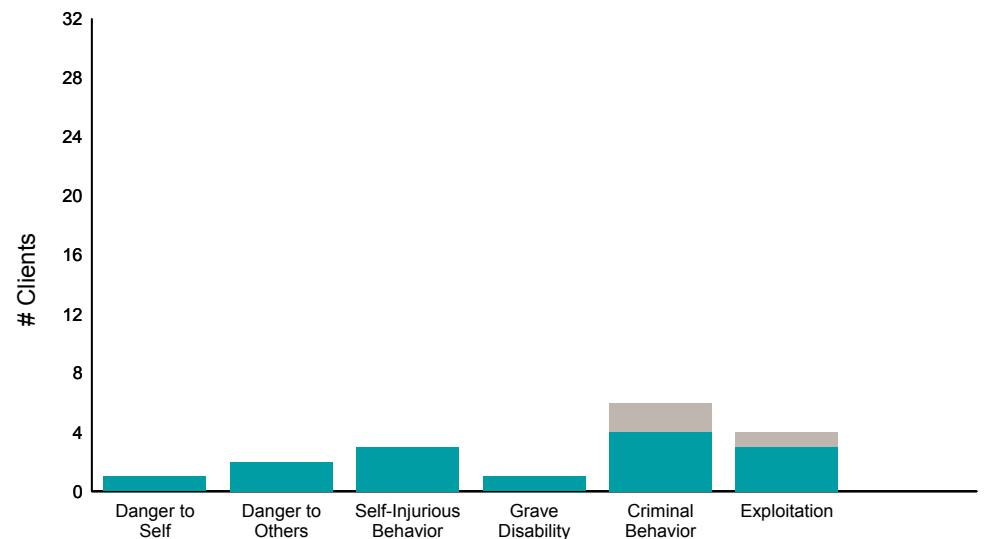


Item	% improvement
Psychosis	73% (8/11)
Depression	44% (7/16)
Anxiety	64% (7/11)
Adjustment to Trauma	27% (3/11)
Impulse Control	60% (3/5)
Interpersonal Problems	50% (2/4)
Substance Use	25% (4/16)
Optimism	36% (5/14)
Community Connection	27% (6/22)
Spiritual /Religious	31% (5/16)
Recovery Involvement	7% (1/14)

Life Domain Functioning



Risk Behaviors



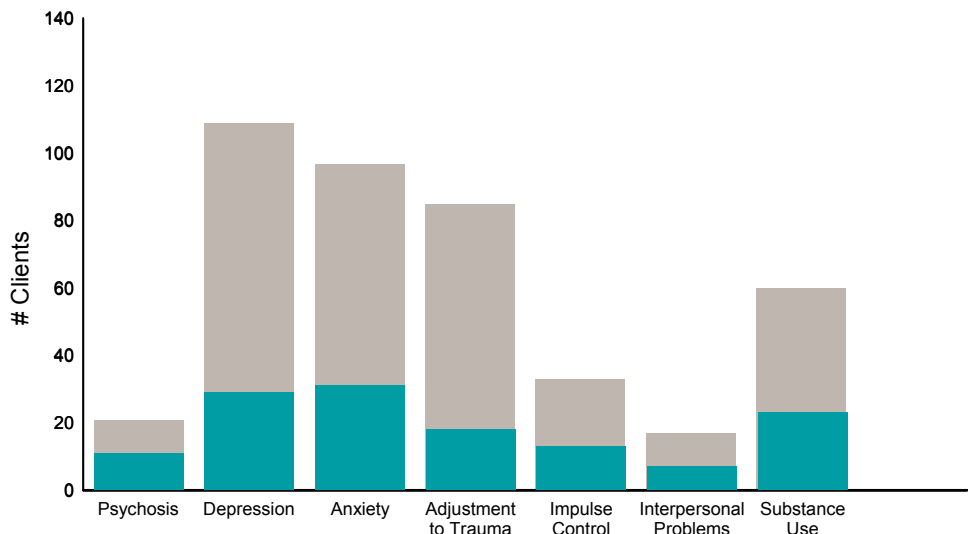
Item	% improvement
Physical /Medical	40% (2/5)
Family Functioning	53% (8/15)
Living Skills	56% (10/18)
Social Functioning	75% (9/12)
Residential Stability	60% (3/5)
Employm't	17% (1/6)
Medication Adherence	50% (5/10)
Cultural Stress	50% (1/2)
Danger to Self	100% (1/1)
Danger to Others	100% (2/2)
Self-Injurious Behavior	100% (3/3)
Grave Disability	100% (1/1)
Criminal Behavior	67% (4/6)
Exploitation	75% (3/4)

FY19-20 Q4 Objective A.2 ANSA Outcomes Item-Level Report
UCSF Alliance Health Project (38A33)

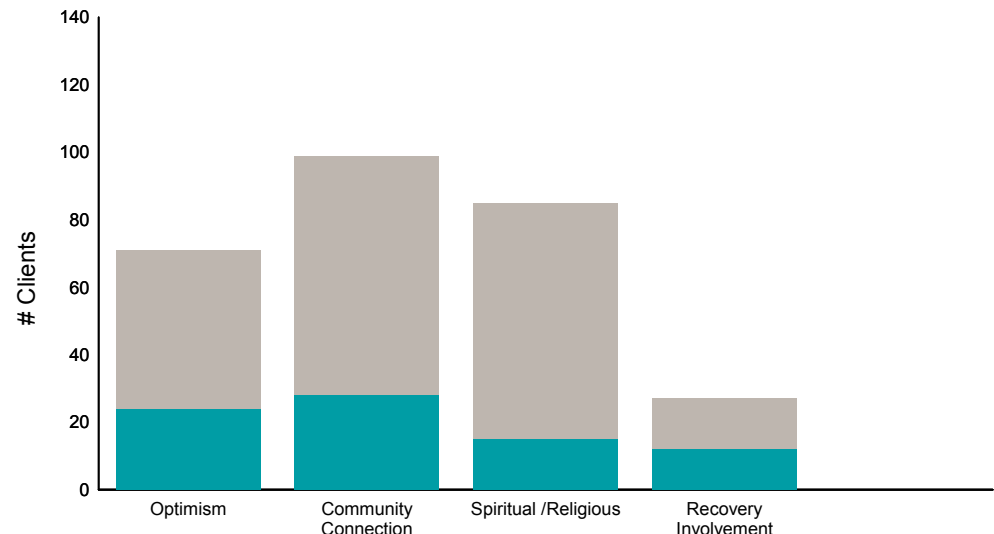
Didn't Improve
 Improved
 This report looks at current ANSAs to see how many clients improved on items rated 2 or 3 from the prior ANSA.

Num of episodes w/ min. 2 ANSAs: 134 Average days between ANSAs: 322.4 % clients improved on min. 30% of actionable items: **49% (= 66/134)**

Behavioral Health Domain

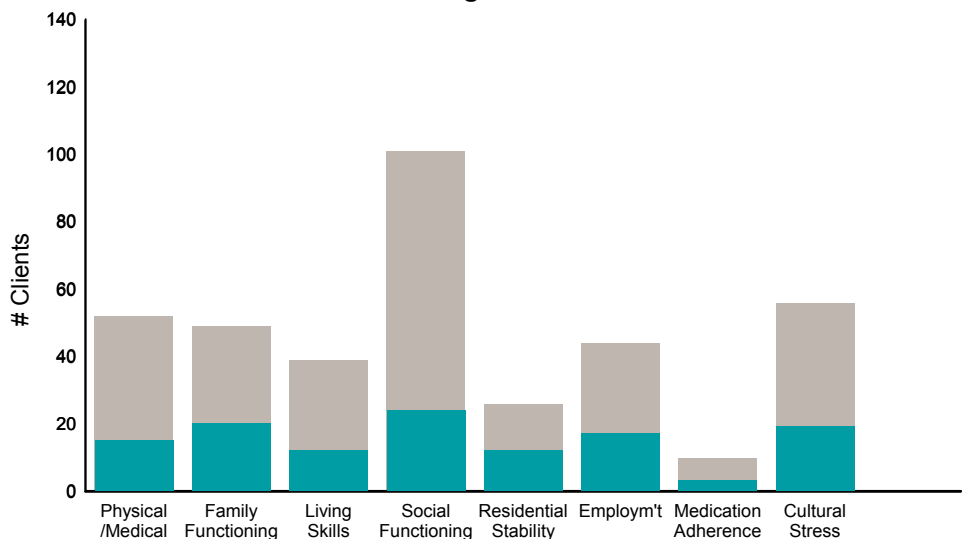


Strengths

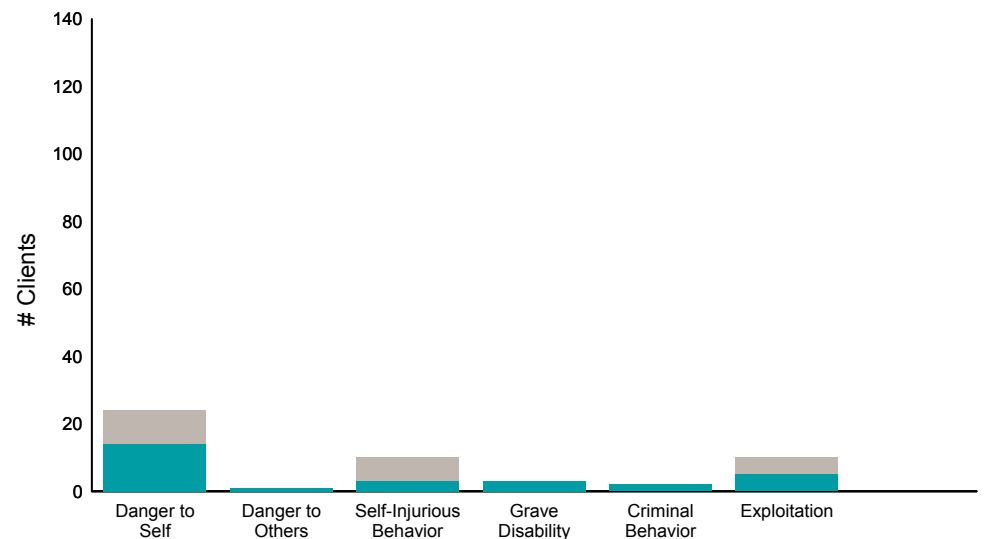


Item	% improvement
Psychosis	52% (11/21)
Depression	27% (29/109)
Anxiety	32% (31/97)
Adjustment to Trauma	21% (18/85)
Impulse Control	39% (13/33)
Interpersonal Problems	41% (7/17)
Substance Use	38% (23/60)
Optimism	34% (24/71)
Community Connection	28% (28/99)
Spiritual /Religious	18% (15/85)
Recovery Involvement	44% (12/27)

Life Domain Functioning



Risk Behaviors



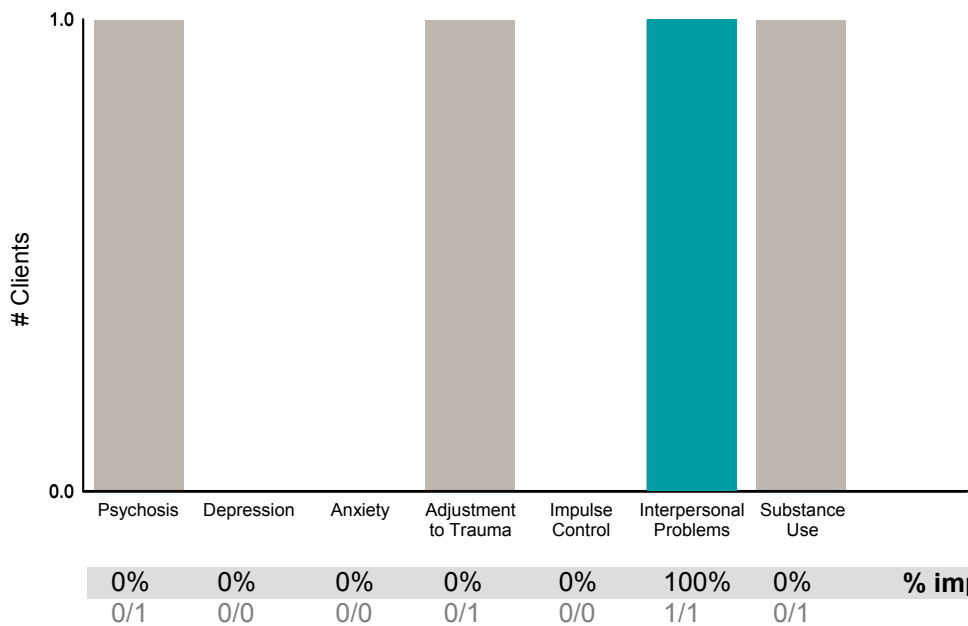
Item	% improvement
Physical /Medical	29% (15/52)
Family Functioning	41% (20/49)
Living Skills	31% (12/39)
Social Functioning	24% (24/101)
Residential Stability	46% (12/26)
Employ'm't	39% (17/44)
Medication Adherence	30% (3/10)
Cultural Stress	34% (19/56)
Danger to Self	58% (14/24)
Danger to Others	100% (1/1)
Self-Injurious Behavior	30% (3/10)
Grave Disability	100% (3/3)
Criminal Behavior	100% (2/2)
Exploitation	50% (5/10)

FY19-20 Q4 Objective A.2 ANSA Outcomes Item-Level Report
VIP CJC Domestic Violence (88103)

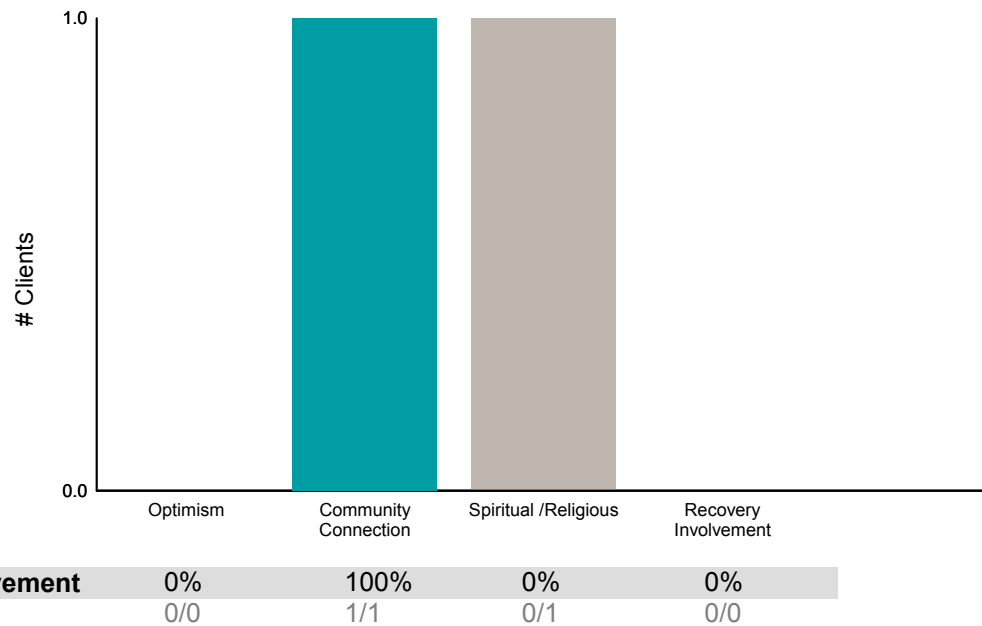
Didn't Improve
 Improved
 This report looks at current ANSAs to see how many clients improved on items rated 2 or 3 from the prior ANSA.

Num of episodes w/ min. 2 ANSAs: **1** Average days between ANSAs: **261.0** % clients improved on min. 30% of actionable items: **100% (= 1/1)**

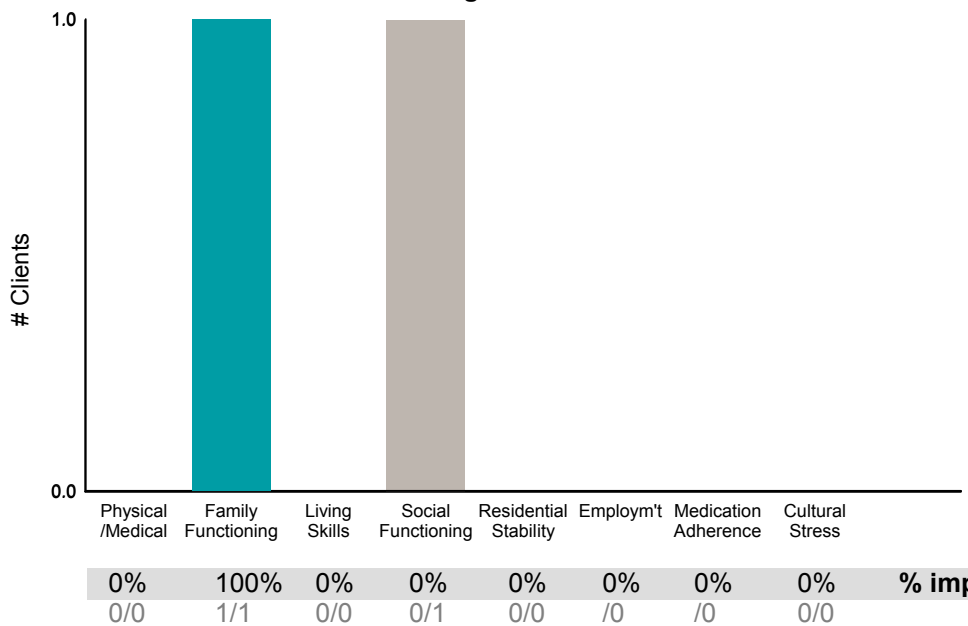
Behavioral Health Domain



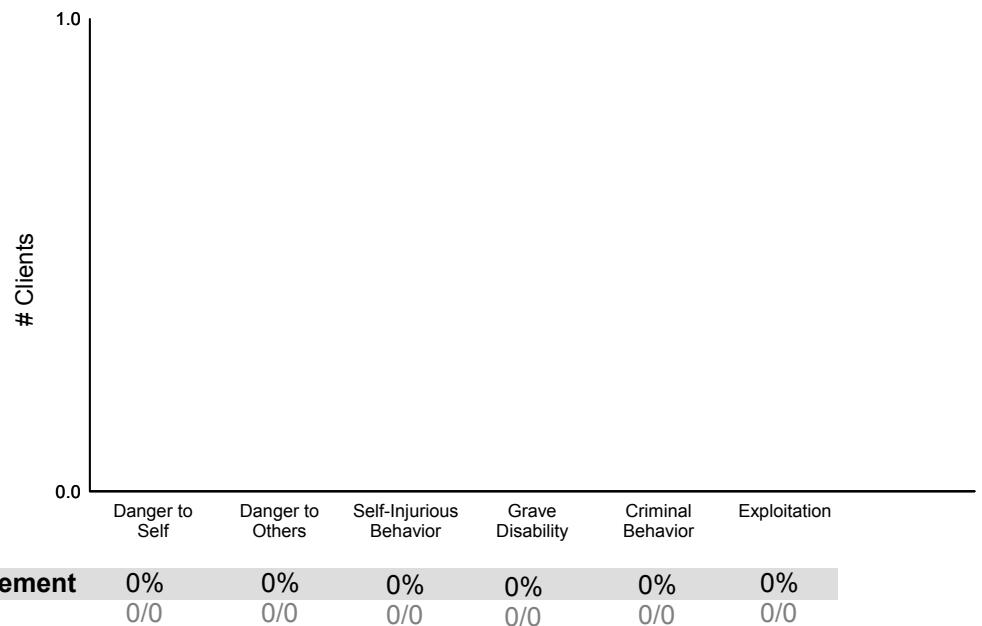
Strengths



Life Domain Functioning



Risk Behaviors



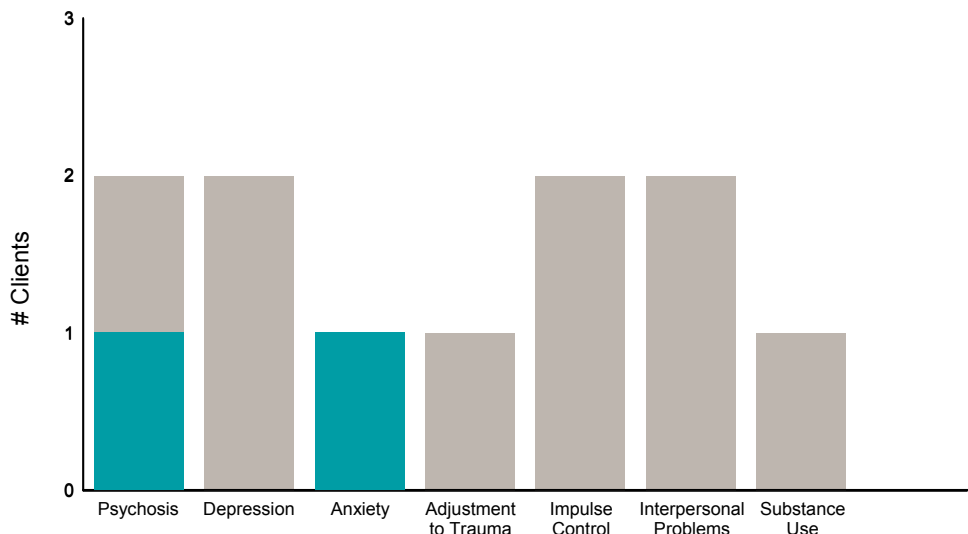
This report reflects data from 7/1/2019 - 6/30/2020

FY19-20 Q4 Objective A.2 ANSA Outcomes Item-Level Report
VIP CJC Interpersonal Violence (88107)

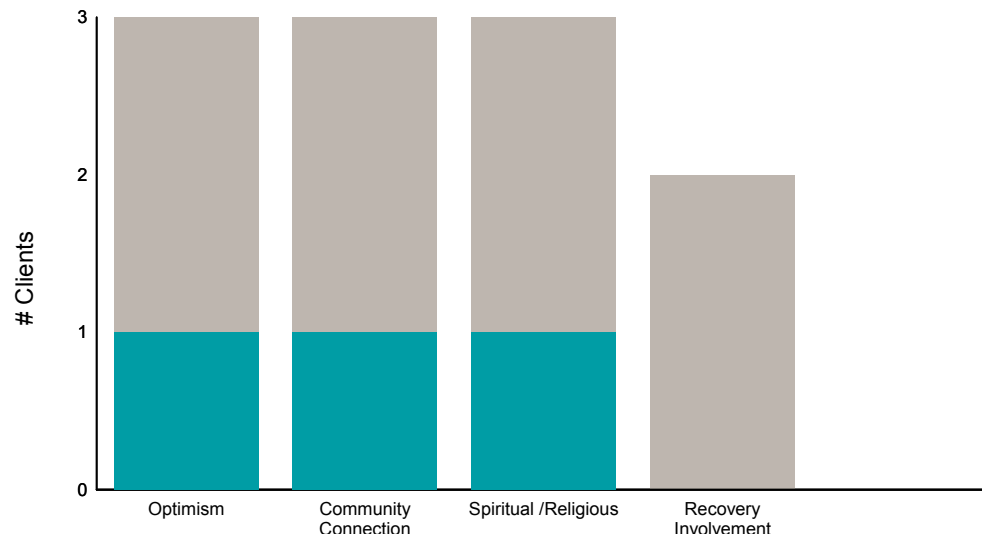
Didn't Improve
 Improved
 This report looks at current ANSAs to see how many clients improved on items rated 2 or 3 from the prior ANSA.

Num of episodes w/ min. 2 ANSAs: **3** Average days between ANSAs: **383.0** % clients improved on min. 30% of actionable items: **33% (= 1/3)**

Behavioral Health Domain

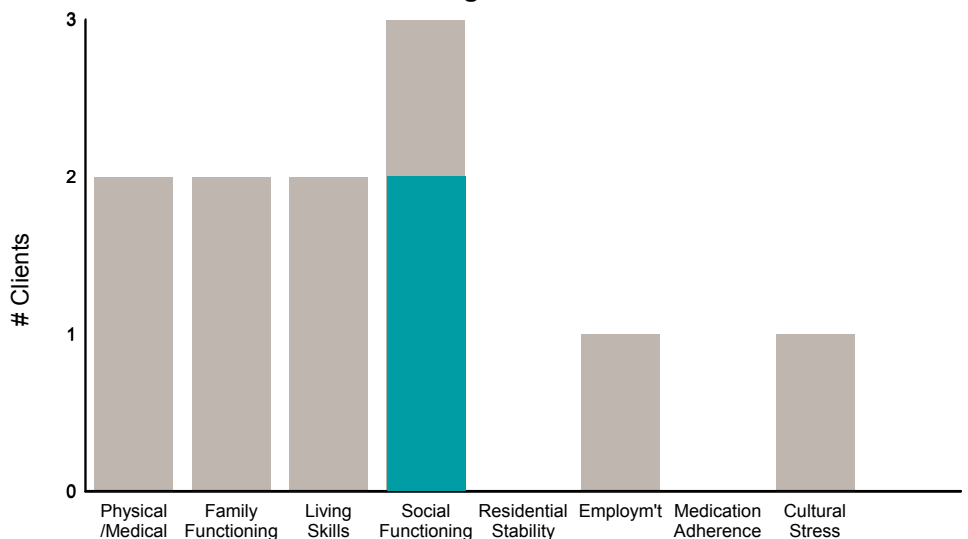


Strengths

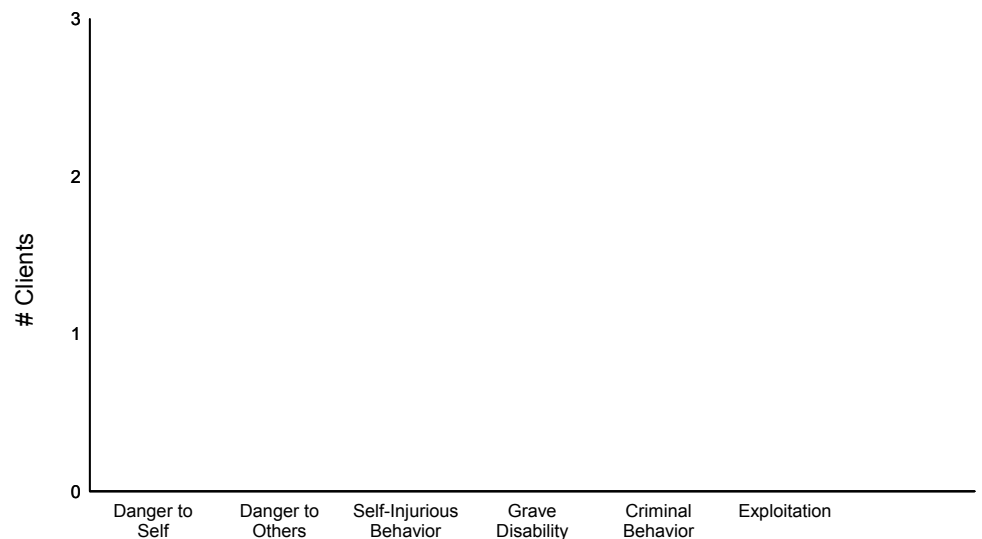


Behavioral Health Domain	Strengths	% improvement
50% 1/2	33% 1/3	33%
0% 0/2	33% 1/3	33%
100% 1/1	33% 1/3	33%
0% 0/1	0% 0/2	0%
0% 0/2		
0% 0/2		
0% 0/1		

Life Domain Functioning



Risk Behaviors



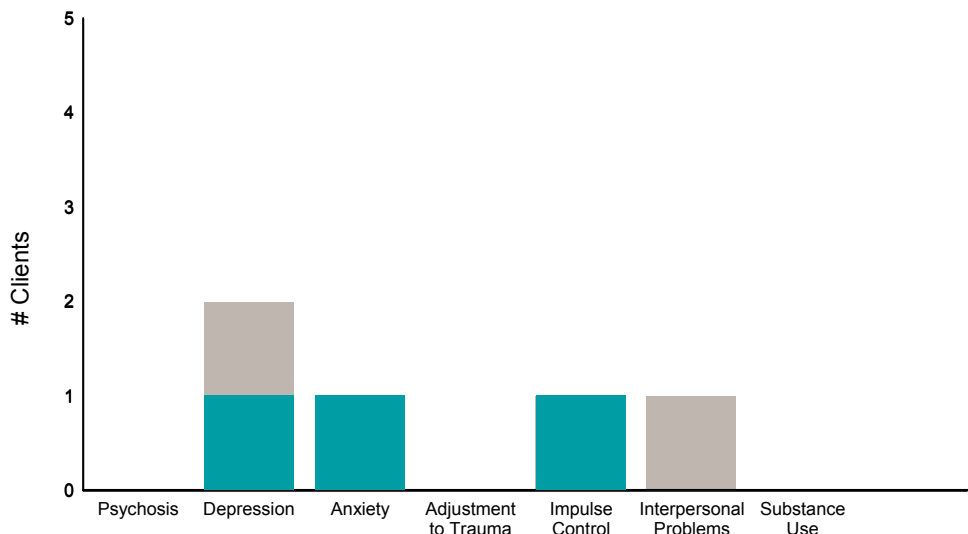
Life Domain Functioning	Risk Behaviors	% improvement
0% 0/2	0% 0/0	0%
0% 0/2	0% 0/0	0%
0% 0/2	0% 0/0	0%
67% 2/3	0% 0/0	0%
0% 0/0	0% 0/0	0%
0% 0/1	0% 0/0	0%
0% 0/0	0% 0/0	0%
0% 0/1	0% 0/0	0%

FY19-20 Q4 Objective A.2 ANSA Outcomes Item-Level Report
VIP CJC Sexual Offense (88109)

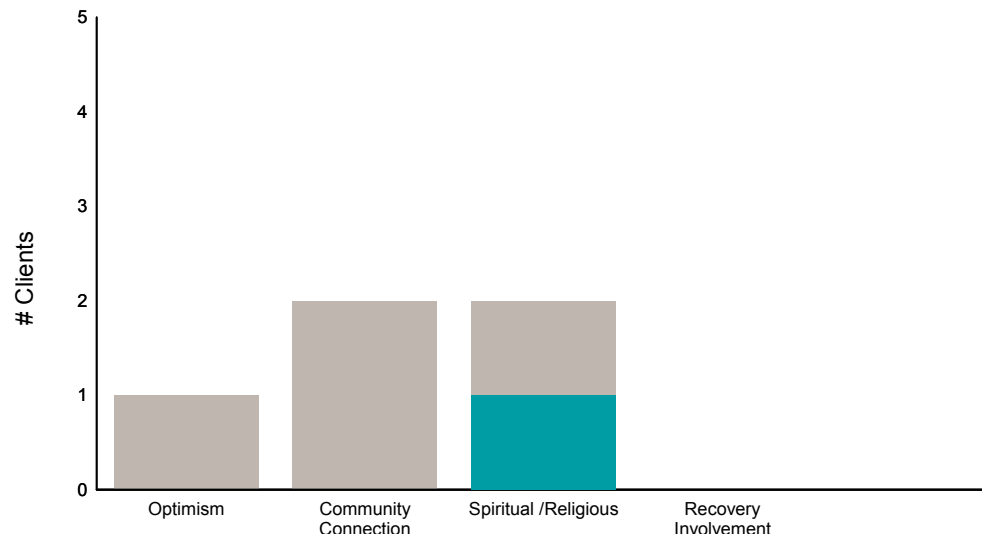
Didn't Improve
 Improved
 This report looks at current ANSAs to see how many clients improved on items rated 2 or 3 from the prior ANSA.

Num of episodes w/ min. 2 ANSAs: **5** Average days between ANSAs: **304.0** % clients improved on min. 30% of actionable items: **60% (= 3/5)**

Behavioral Health Domain

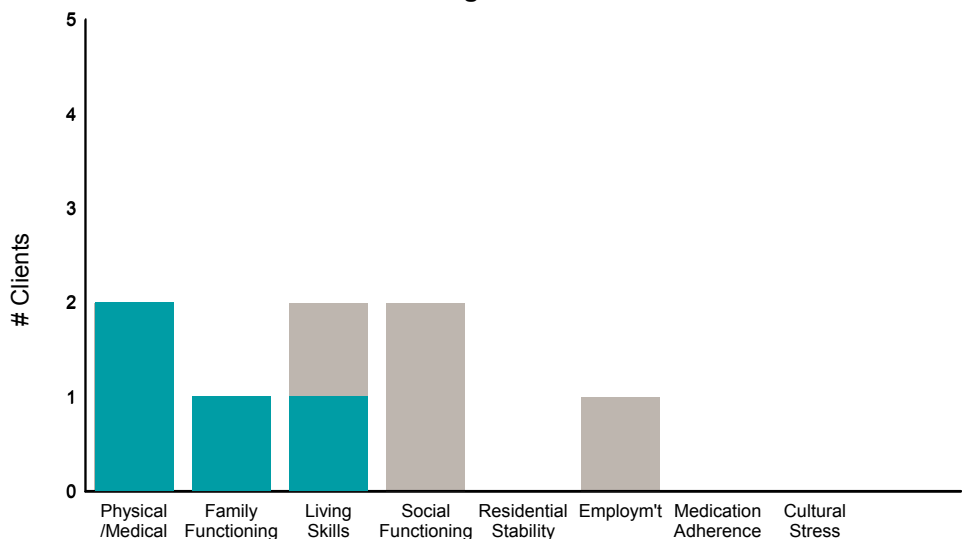


Strengths

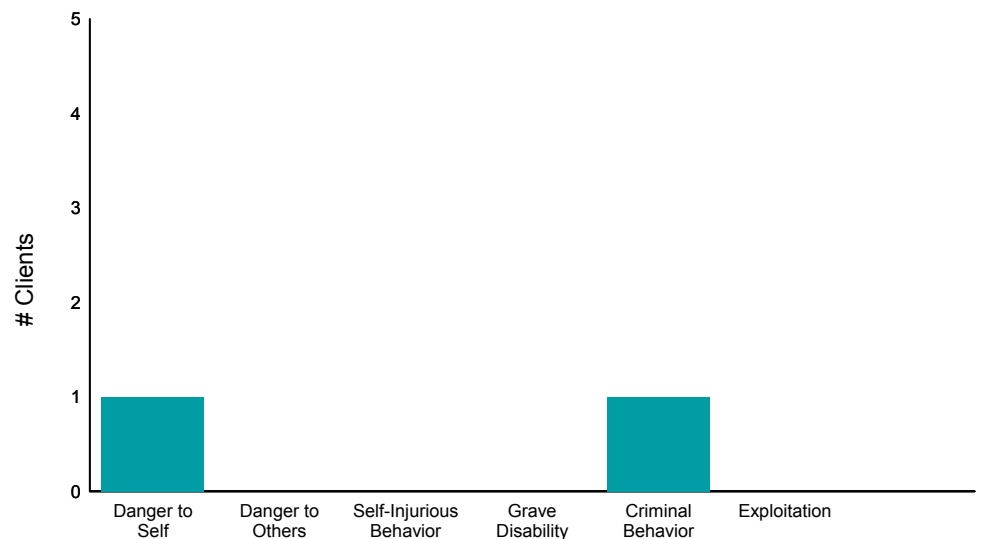


Item	% improvement
Psychosis	0% (0/0)
Depression	50% (1/2)
Anxiety	100% (1/1)
Adjustment to Trauma	0% (0/0)
Impulse Control	100% (1/1)
Interpersonal Problems	0% (0/1)
Substance Use	0% (0/0)
Optimism	0% (0/1)
Community Connection	0% (0/2)
Spiritual /Religious	50% (1/2)
Recovery Involvement	0% (0/0)

Life Domain Functioning



Risk Behaviors



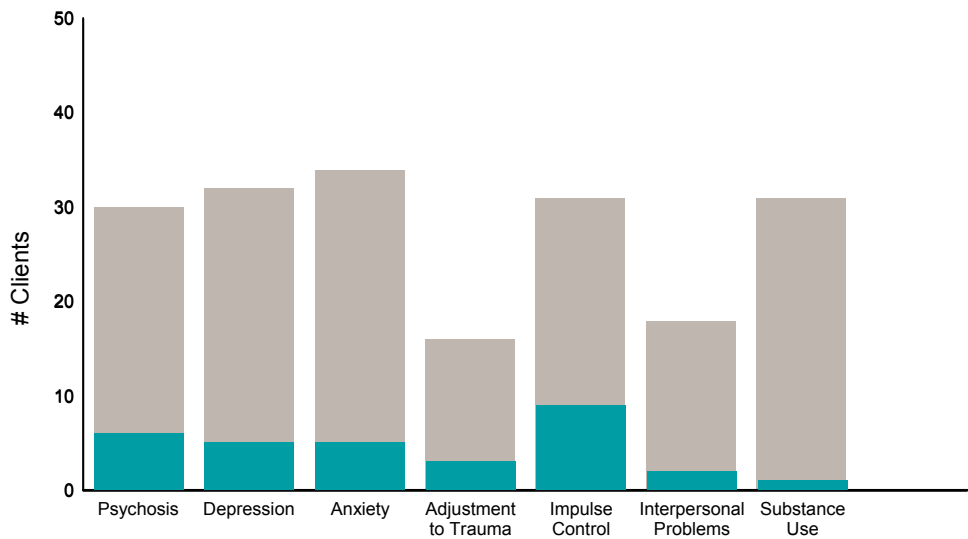
Item	% improvement
Physical /Medical	100% (2/2)
Family Functioning	100% (1/1)
Living Skills	50% (1/2)
Social Functioning	0% (0/2)
Residential Stability	0% (0/0)
Employ'm't	0% (0/1)
Medication Adherence	0% (0/0)
Cultural Stress	0% (0/0)
Danger to Self	100% (1/1)
Danger to Others	0% (0/0)
Self-Injurious Behavior	0% (0/0)
Grave Disability	0% (0/0)
Criminal Behavior	100% (1/1)
Exploitation	0% (0/0)

FY19-20 Q4 Objective A.2 ANSA Outcomes Item-Level Report
Westside Community MH SPR (8976SP)

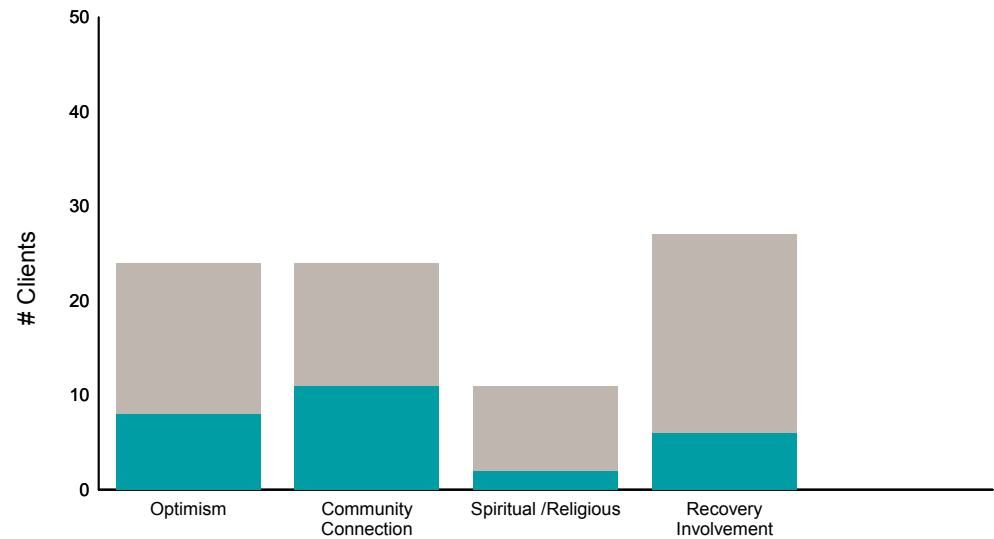
Didn't Improve
 Improved
 This report looks at current ANSAs to see how many clients improved on items rated 2 or 3 from the prior ANSA.

Num of episodes w/ min. 2 ANSAs: 47 Average days between ANSAs: 456.1 % clients improved on min. 30% of actionable items: **44% (= 14/32)**

Behavioral Health Domain

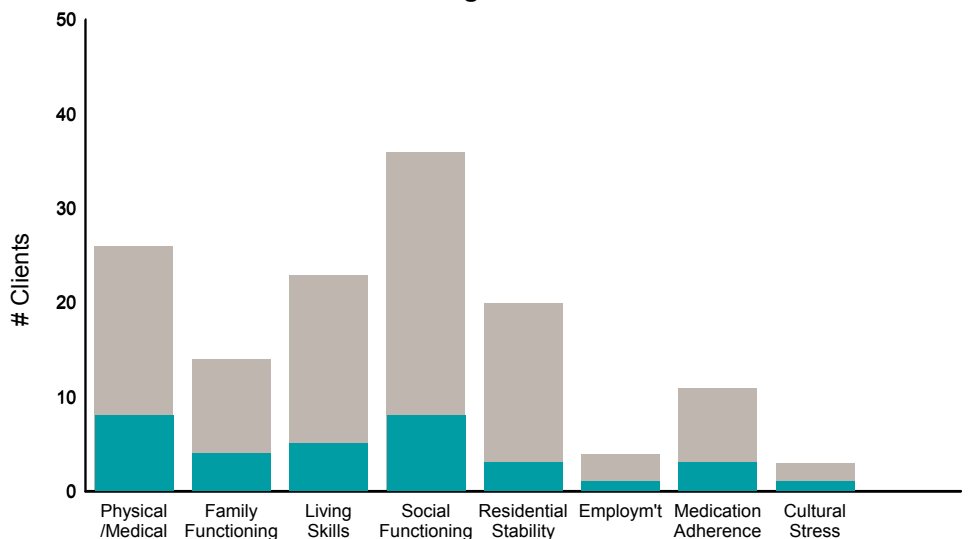


Strengths

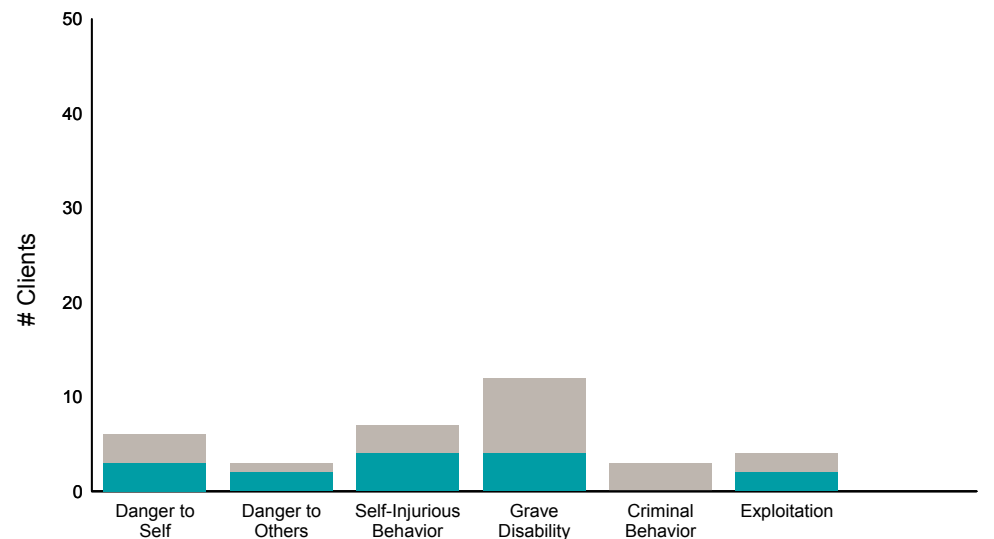


Item	% improvement	Count
Psychosis	20%	6/30
Depression	16%	5/32
Anxiety	15%	5/34
Adjustment to Trauma	19%	3/16
Impulse Control	29%	9/31
Interpersonal Problems	11%	2/18
Substance Use	3%	1/31
Optimism	33%	8/24
Community Connection	46%	11/24
Spiritual /Religious	18%	2/11
Recovery Involvement	22%	6/27

Life Domain Functioning



Risk Behaviors



Item	% improvement	Count
Physical /Medical	31%	8/26
Family Functioning	29%	4/14
Living Skills	22%	5/23
Social Functioning	22%	8/36
Residential Stability	15%	3/20
Employ'm't	25%	1/4
Medication Adherence	27%	3/11
Cultural Stress	33%	1/3
Danger to Self	50%	3/6
Danger to Others	67%	2/3
Self-Injurious Behavior	57%	4/7
Grave Disability	33%	4/12
Criminal Behavior	0%	0/3
Exploitation	50%	2/4

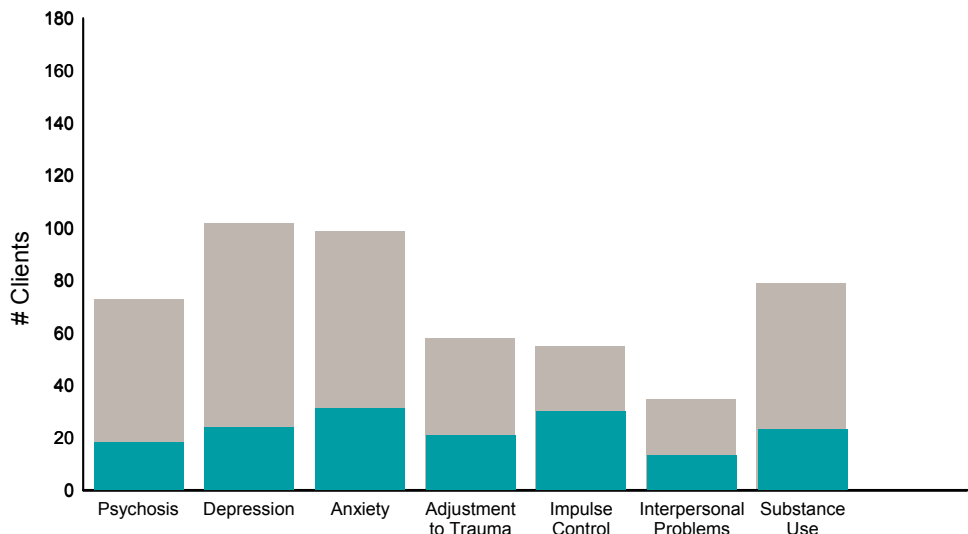
This report reflects data from 7/1/2019 - 6/30/2020

FY19-20 Q4 Objective A.2 ANSA Outcomes Item-Level Report
Westside Community Outpat Clinic (89763)

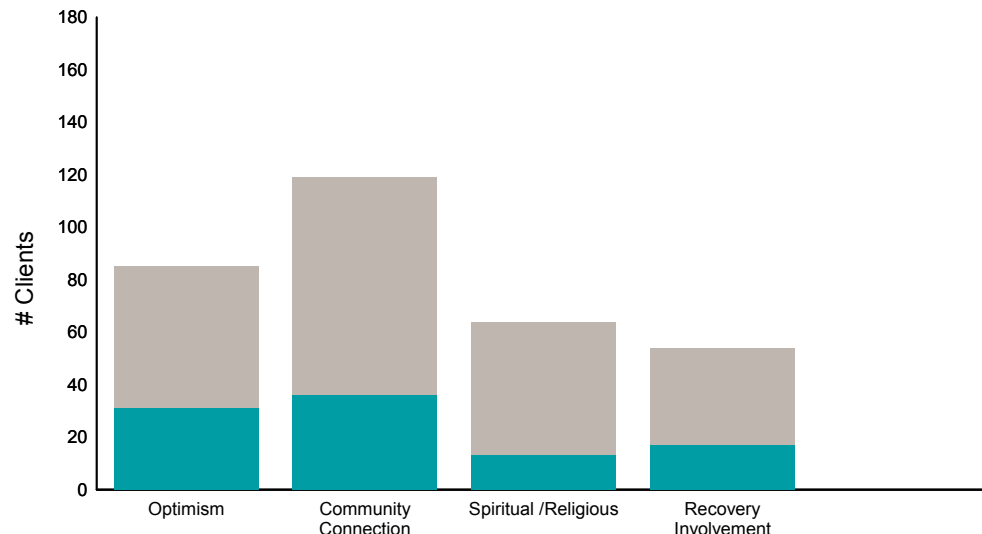
Didn't Improve
 Improved
 This report looks at current ANSAs to see how many clients improved on items rated 2 or 3 from the prior ANSA.

Num of episodes w/ min. 2 ANSAs: 171 Average days between ANSAs: 307.4 % clients improved on min. 30% of actionable items: **68% (= 94/139)**

Behavioral Health Domain

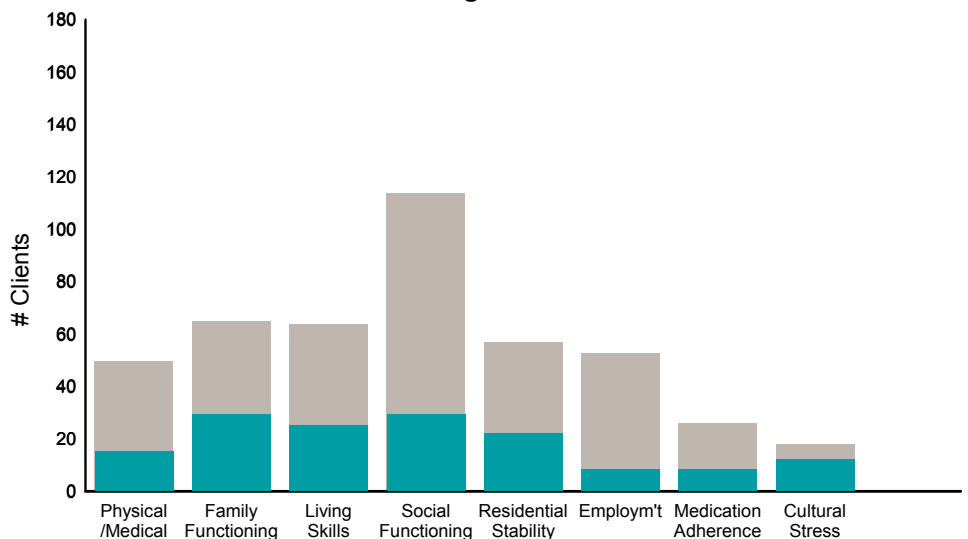


Strengths

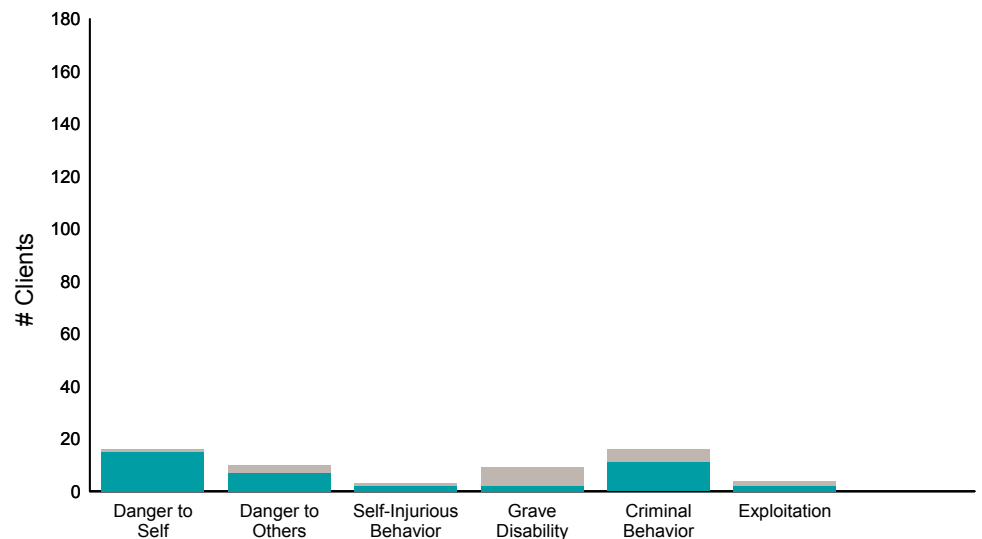


Item	% improvement
Psychosis	25% (18/73)
Depression	24% (24/102)
Anxiety	31% (31/99)
Adjustment to Trauma	36% (21/58)
Impulse Control	55% (30/55)
Interpersonal Problems	37% (13/35)
Substance Use	29% (23/79)
Optimism	36% (31/85)
Community Connection	30% (36/119)
Spiritual /Religious	20% (13/64)
Recovery Involvement	31% (17/54)

Life Domain Functioning



Risk Behaviors



Item	% improvement
Physical /Medical	30% (15/50)
Family Functioning	45% (29/65)
Living Skills	39% (25/64)
Social Functioning	25% (29/114)
Residential Stability	39% (22/57)
Employ'm't	15% (8/53)
Medication Adherence	31% (8/26)
Cultural Stress	67% (12/18)
Danger to Self	94% (15/16)
Danger to Others	70% (7/10)
Self-Injurious Behavior	67% (2/3)
Grave Disability	22% (2/9)
Criminal Behavior	69% (11/16)
Exploitation	50% (2/4)

This report reflects data from 7/1/2019 - 6/30/2020