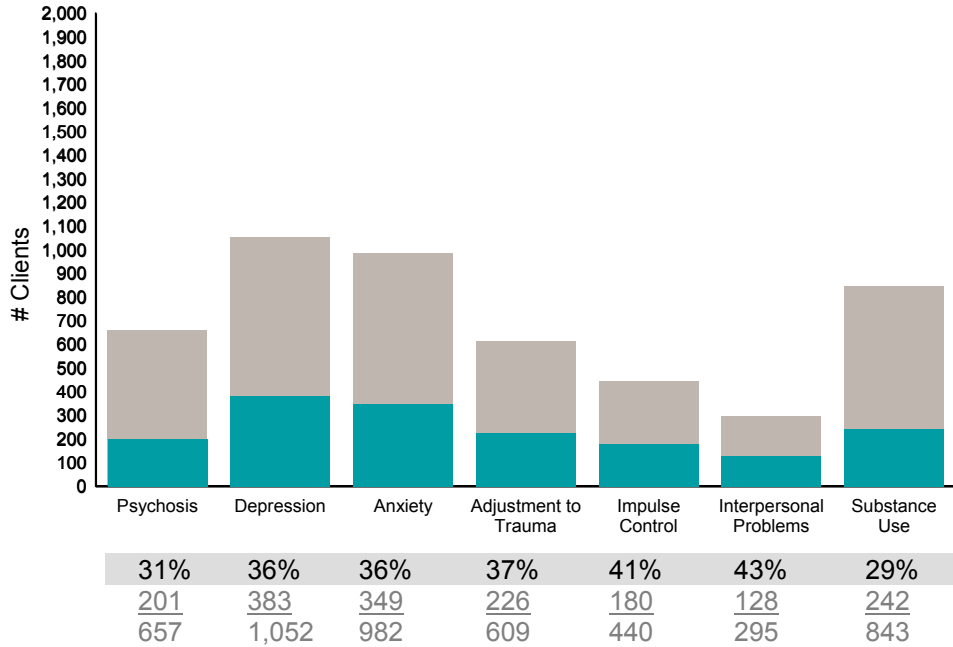


FY20-21 Q1 Objective A.2 ANSA Outcomes Item-Level Report  
**System Summary: 7/1/2020 - 9/30/2020**

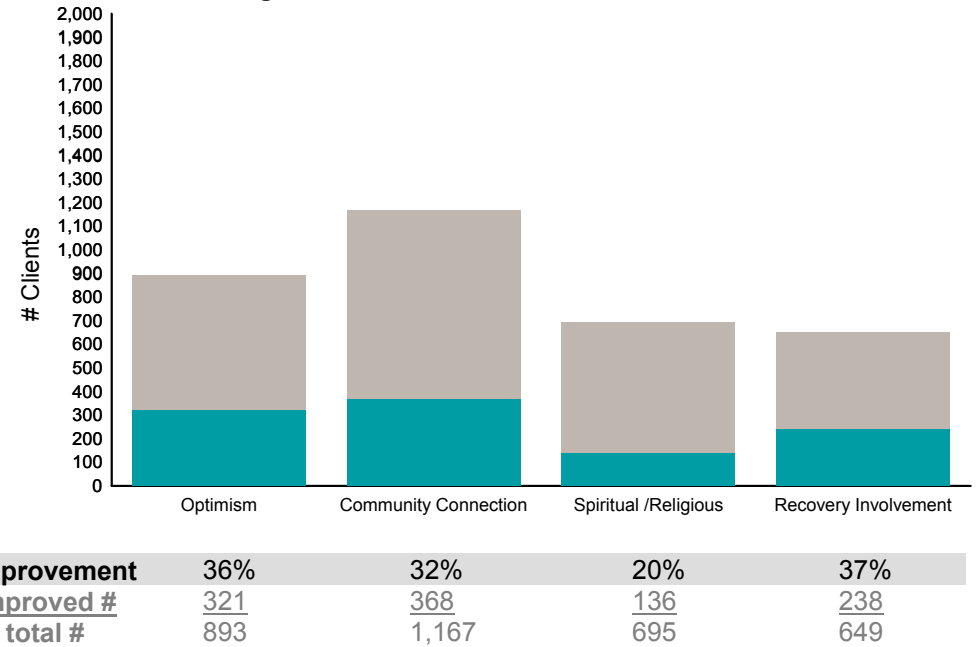
Didn't Improve
  Improved
 This report looks at current ANSAs to see how many clients improved on items rated 2 or 3 from the prior ANSA.

Num of episodes w/ min. 2 ANSAs: 1,966      Average days between ANSAs: 322.2      % clients improved on min. 30% of actionable items: **54% (= 978 / 1,811)**

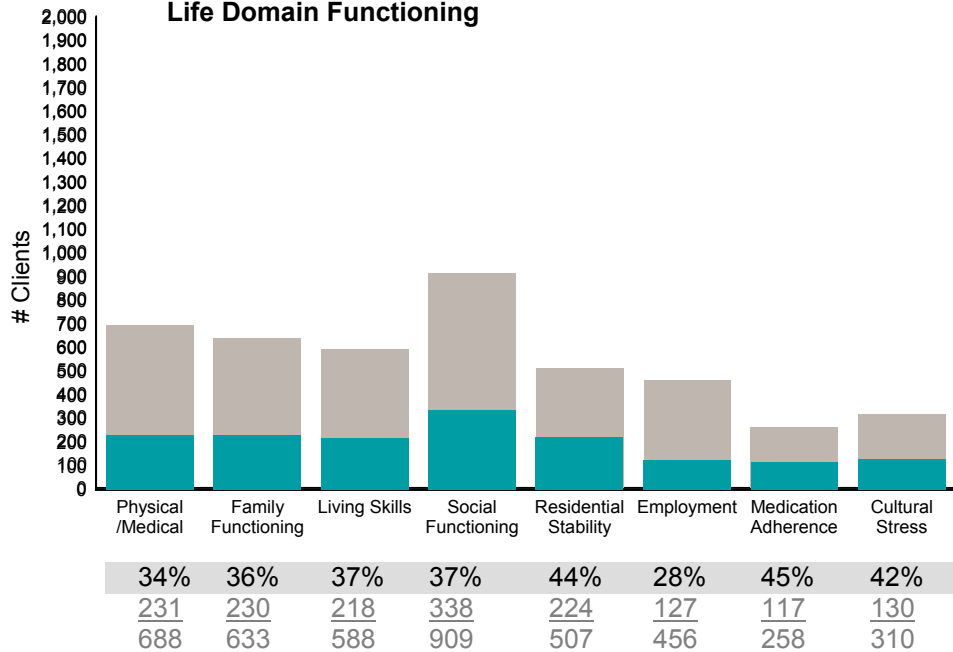
**Behavioral Health Domain**



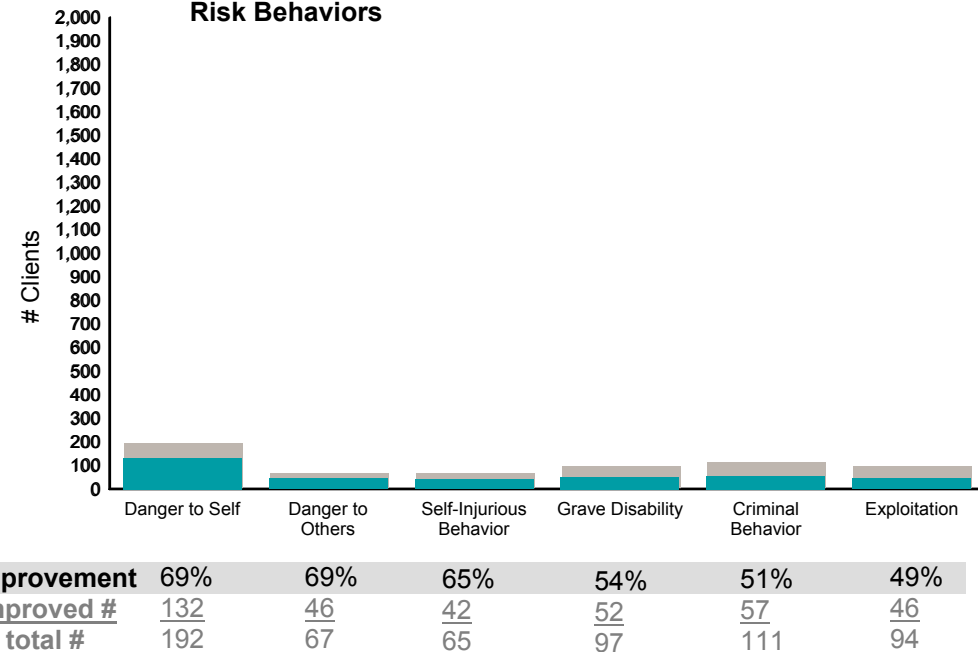
**Strengths**



**Life Domain Functioning**



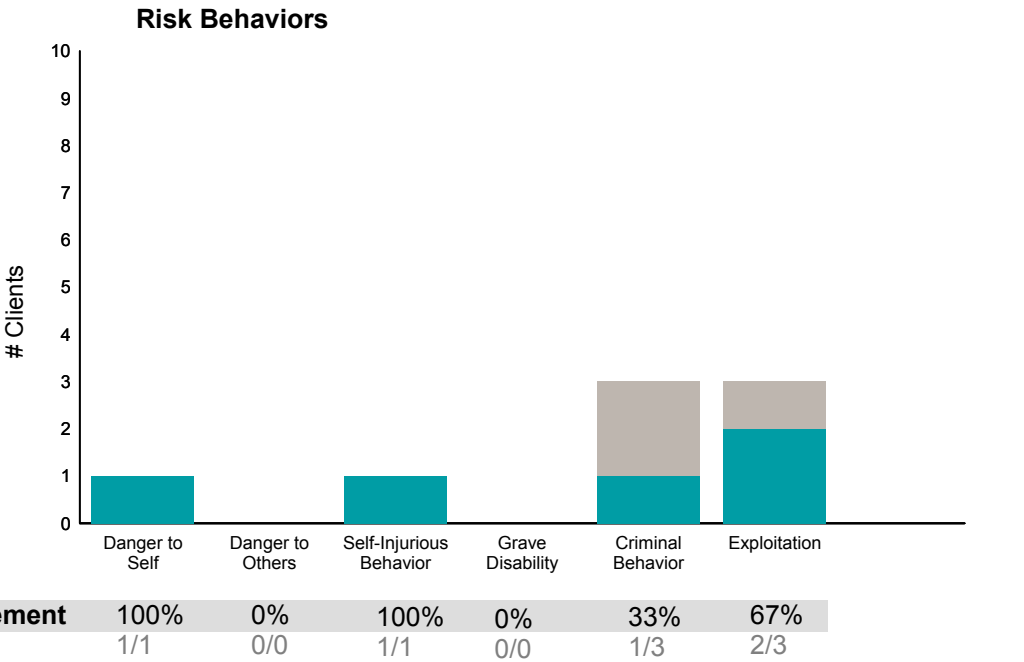
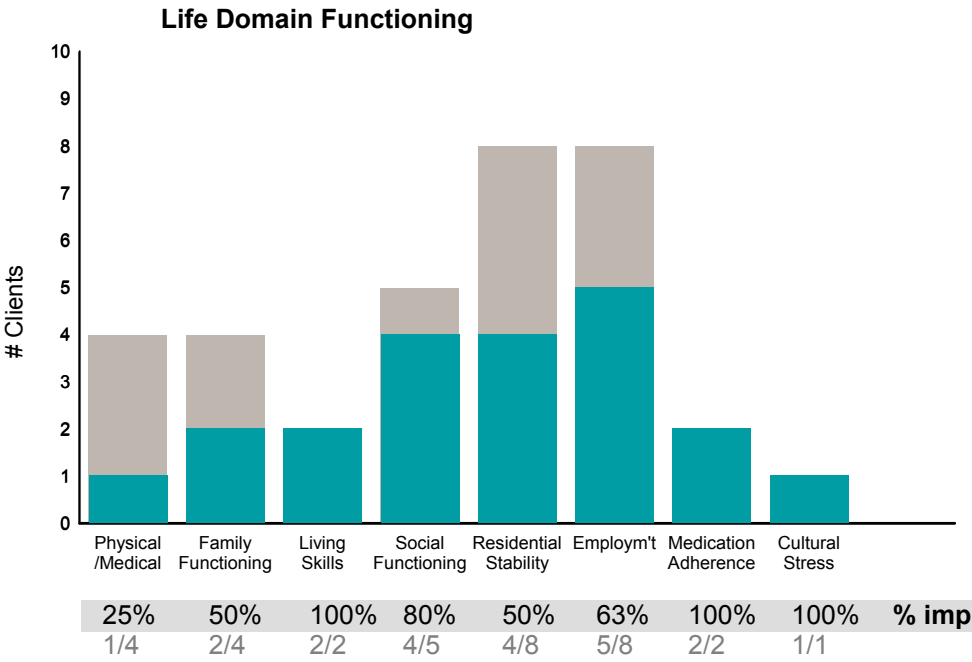
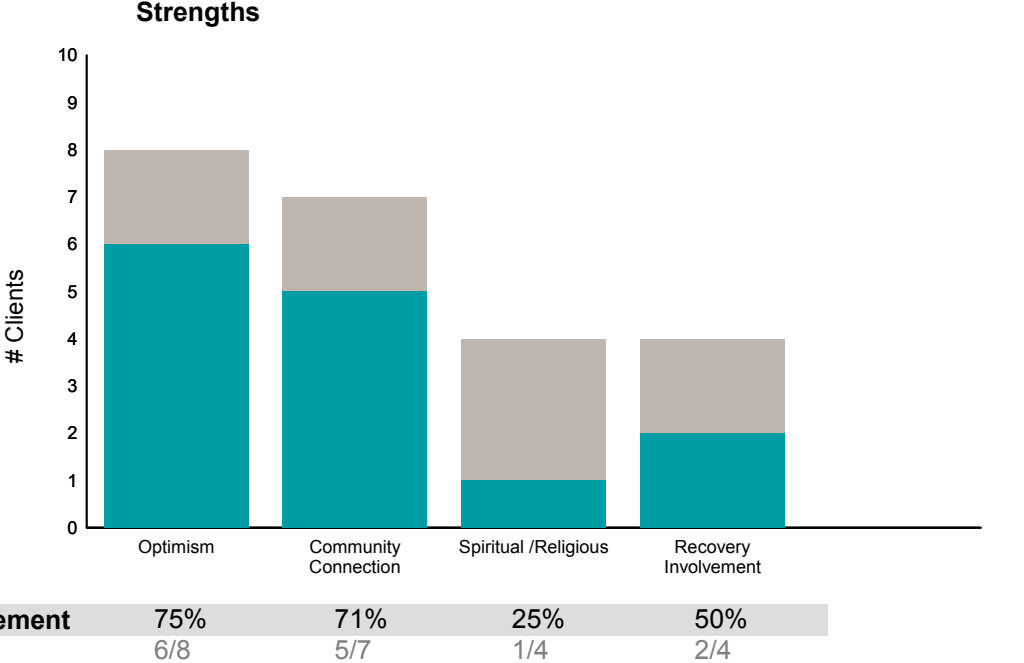
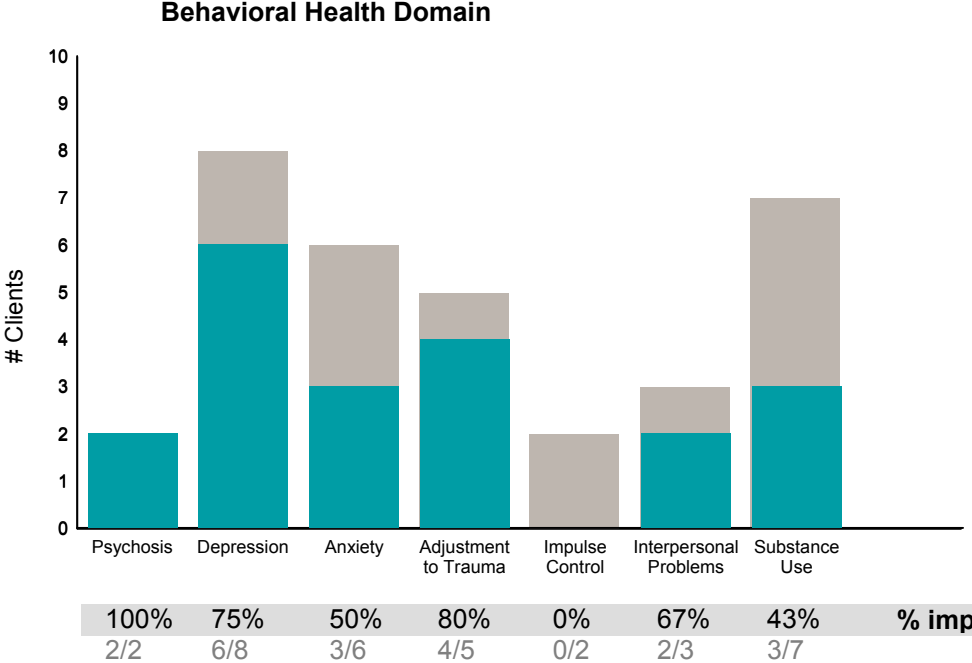
**Risk Behaviors**



**FY20-21 Q1 Objective A.2 ANSA Outcomes Item-Level Report**  
**A Woman's Place (38BKOP)**

Didn't Improve
  Improved
 This report looks at current ANSAs to see how many clients improved on items rated 2 or 3 from the prior ANSA.

Num of episodes w/ min. 2 ANSAs: 10      Average days between ANSAs: 344.1      % clients improved on min. 30% of actionable items: **90% (= 9/10)**



This report reflects data from 7/1/2020 - 9/30/2020

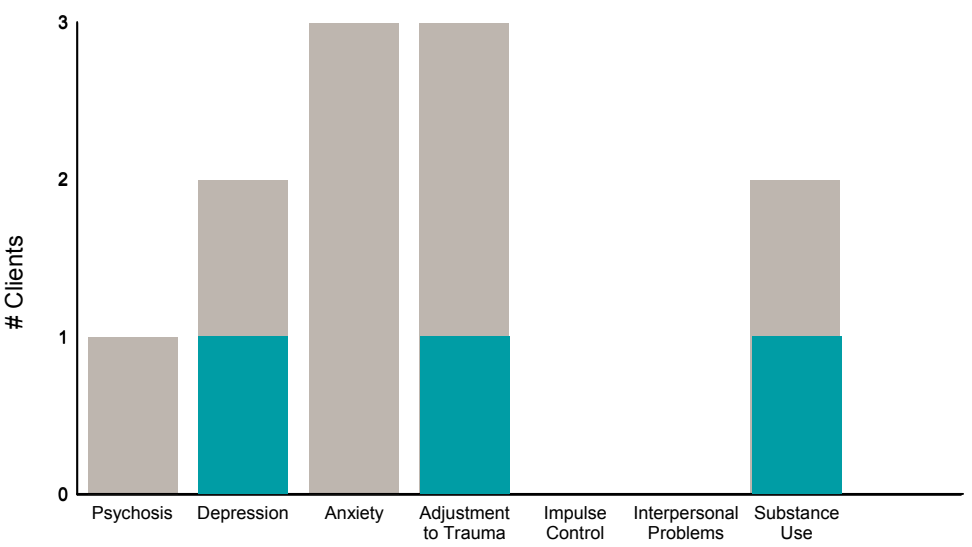


**FY20-21 Q1 Objective A.2 ANSA Outcomes Item-Level Report**  
**AARS Project Adapt (38JBOP)**

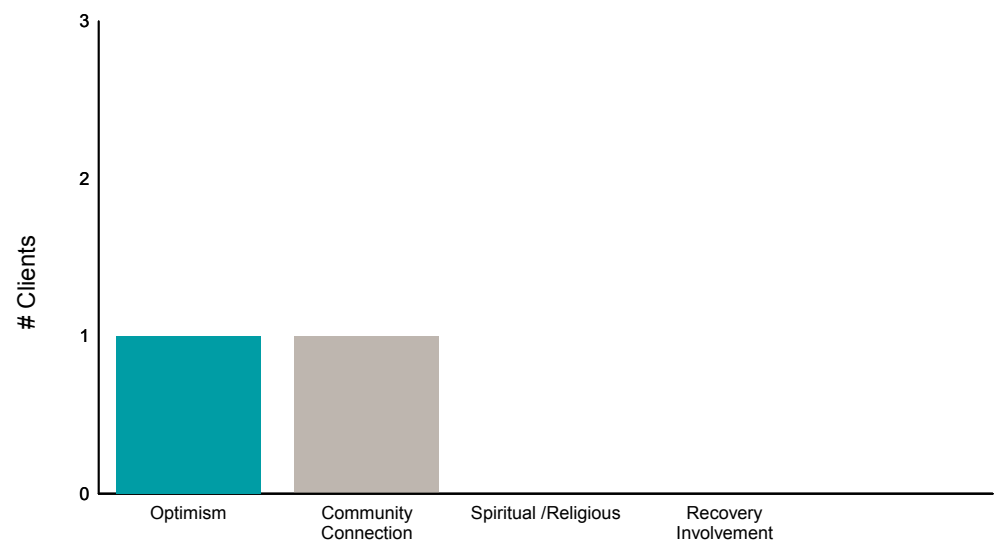
Didn't Improve
  Improved
 This report looks at current ANSAs to see how many clients improved on items rated 2 or 3 from the prior ANSA.

Num of episodes w/ min. 2 ANSAs: **3**      Average days between ANSAs: **327.0**      % clients improved on min. 30% of actionable items: **67% (= 2/3)**

**Behavioral Health Domain**

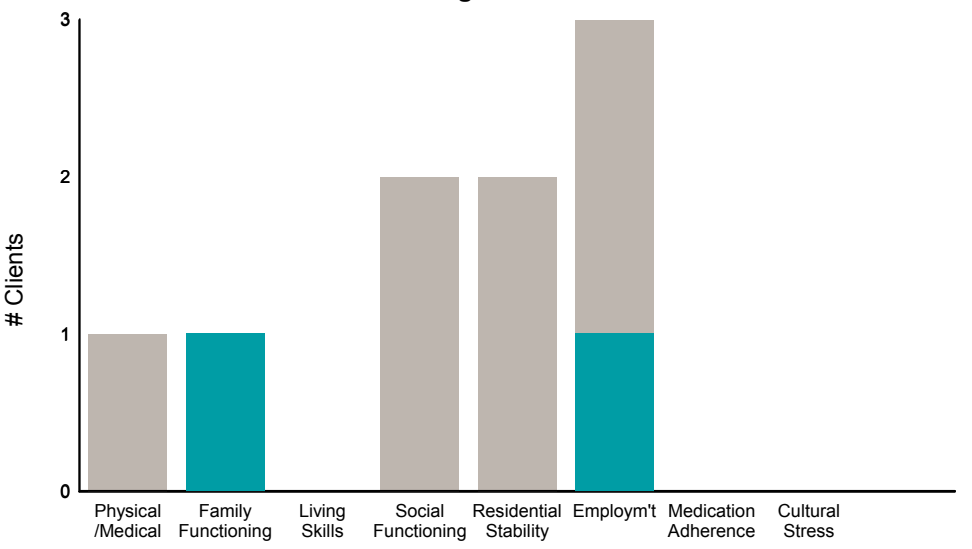


**Strengths**

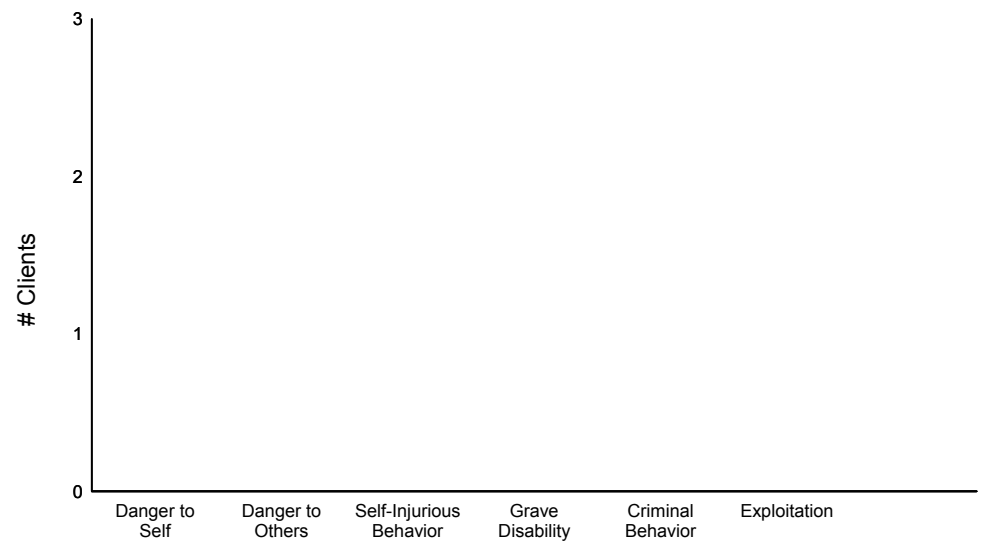


Item	Improved	Didn't Improve	% improvement
Psychosis	0/1	1/0	0%
Depression	1/2	1/0	50%
Anxiety	0/3	3/0	0%
Adjustment to Trauma	1/3	2/0	33%
Impulse Control	0/0	0/0	0%
Interpersonal Problems	0/0	0/0	0%
Substance Use	1/2	1/0	50%
<b>Optimism</b>	<b>1/1</b>	<b>0/0</b>	<b>100%</b>
<b>Community Connection</b>	<b>0/1</b>	<b>1/0</b>	<b>0%</b>
<b>Spiritual /Religious</b>	<b>0/0</b>	<b>0/0</b>	<b>0%</b>
<b>Recovery Involvement</b>	<b>0/0</b>	<b>0/0</b>	<b>0%</b>

**Life Domain Functioning**



**Risk Behaviors**



Item	Improved	Didn't Improve	% improvement
Physical /Medical	0/1	1/0	0%
Family Functioning	1/1	0/0	100%
Living Skills	0/0	0/0	0%
Social Functioning	0/2	2/0	0%
Residential Stability	0/2	2/0	0%
Employ'm't	1/3	2/0	33%
Medication Adherence	0/0	0/0	0%
Cultural Stress	0/0	0/0	0%
<b>Danger to Self</b>	<b>0/0</b>	<b>0/0</b>	<b>0%</b>
<b>Danger to Others</b>	<b>0/0</b>	<b>0/0</b>	<b>0%</b>
<b>Self-Injurious Behavior</b>	<b>0/0</b>	<b>0/0</b>	<b>0%</b>
<b>Grave Disability</b>	<b>0/0</b>	<b>0/0</b>	<b>0%</b>
<b>Criminal Behavior</b>	<b>0/0</b>	<b>0/0</b>	<b>0%</b>
<b>Exploitation</b>	<b>0/0</b>	<b>0/0</b>	<b>0%</b>

This report reflects data from 7/1/2020 - 9/30/2020

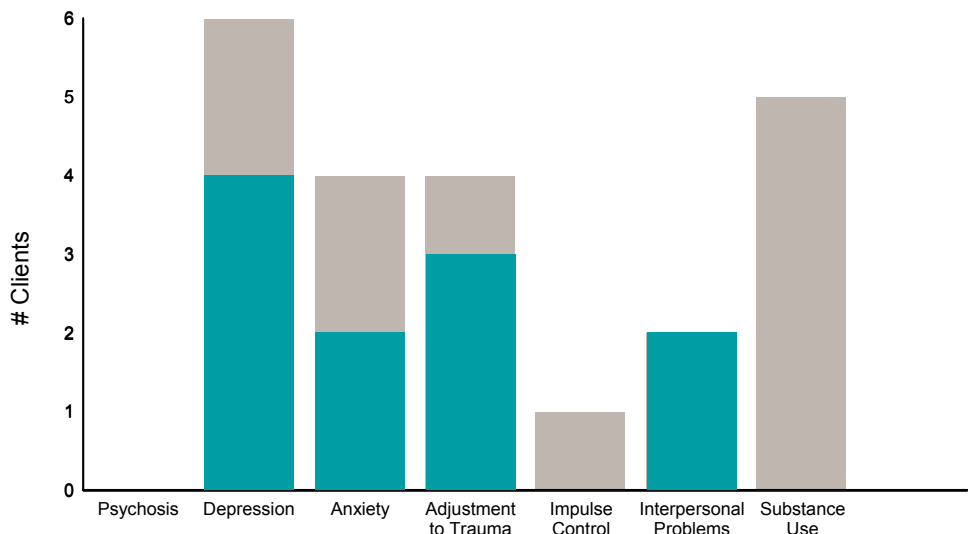


**FY20-21 Q1 Objective A.2 ANSA Outcomes Item-Level Report**  
**BAART Community Healthcare Sup (38J8OP)**

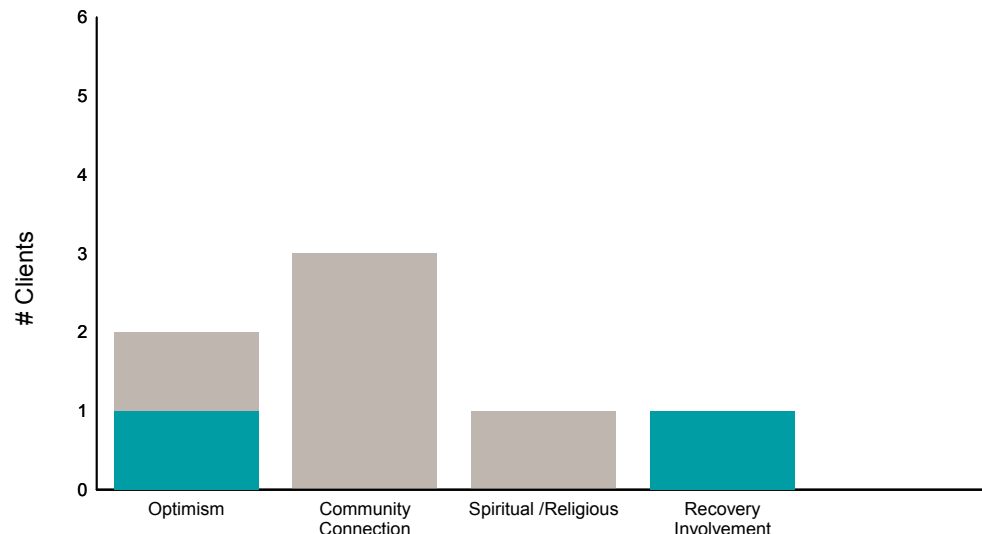
Didn't Improve
  Improved
 This report looks at current ANSAs to see how many clients improved on items rated 2 or 3 from the prior ANSA.

Num of episodes w/ min. 2 ANSAs: **6**      Average days between ANSAs: **344.2**      % clients improved on min. 30% of actionable items: **67% (= 4/6)**

**Behavioral Health Domain**

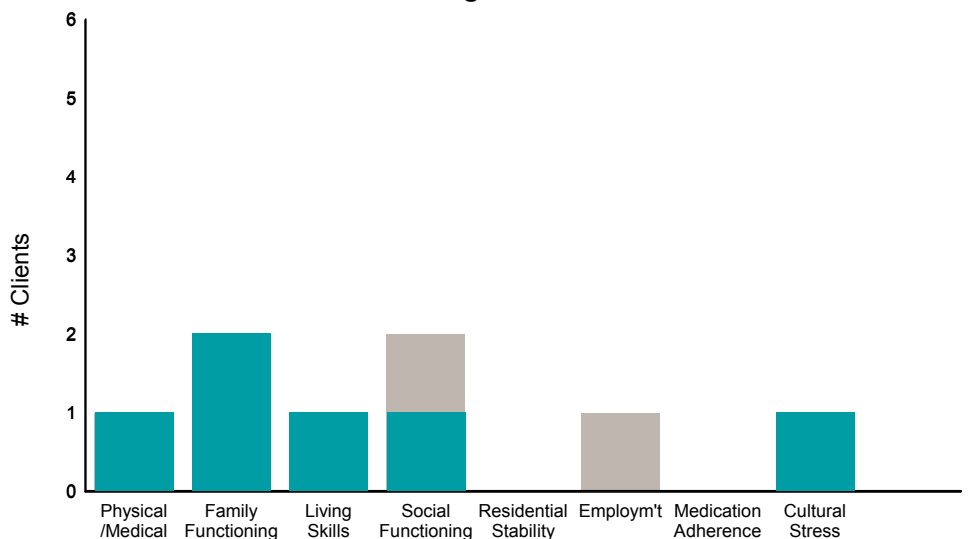


**Strengths**

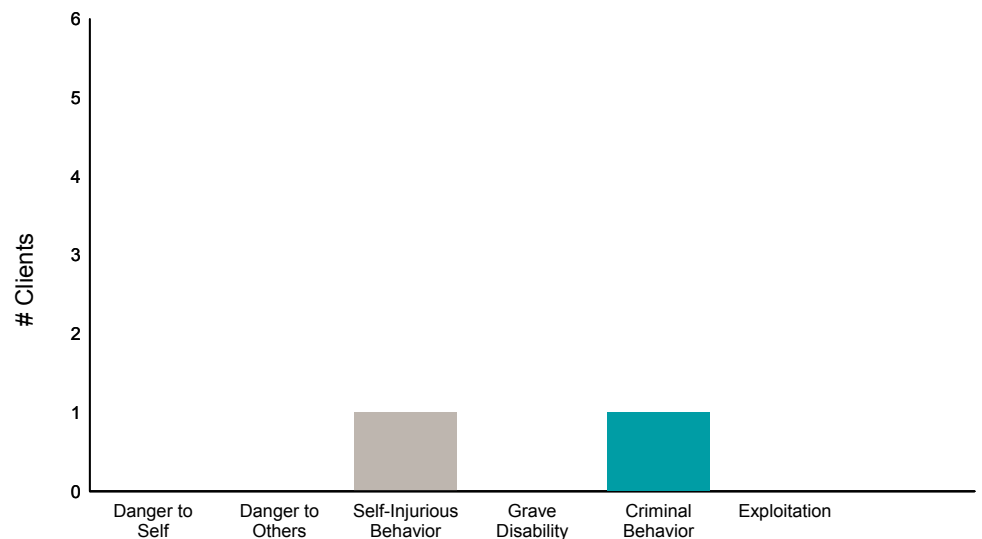


Behavioral Health Domain							Strengths			
0%	67%	50%	75%	0%	100%	0%	50%	0%	0%	100%
0/0	4/6	2/4	3/4	0/1	2/2	0/5	1/2	0/3	0/1	1/1

**Life Domain Functioning**



**Risk Behaviors**



Life Domain Functioning								Risk Behaviors					
100%	100%	100%	50%	0%	0%	0%	100%	0%	0%	0%	0%	100%	0%
1/1	2/2	1/1	1/2	0/0	0/1	0/0	1/1	0/0	0/0	0/1	0/0	1/1	0/0

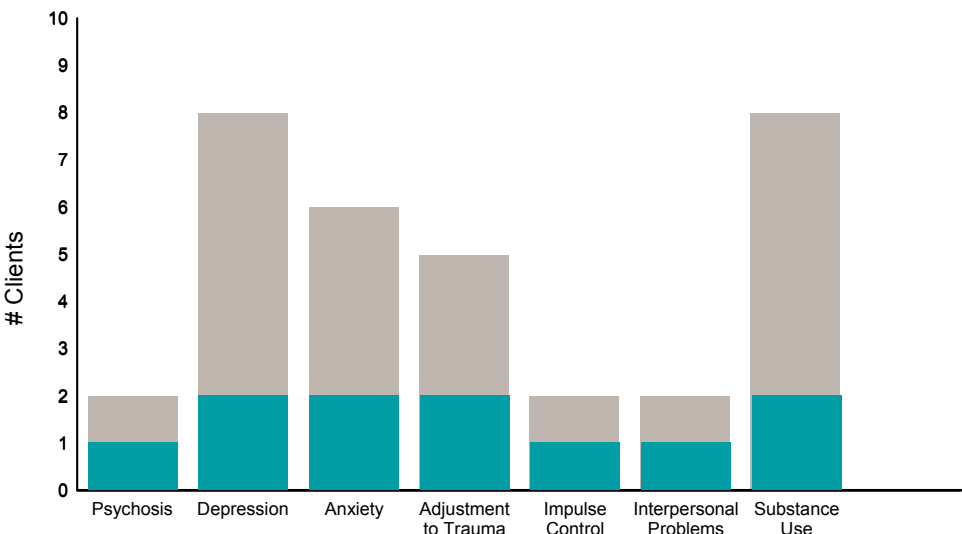
This report reflects data from 7/1/2020 - 9/30/2020

**FY20-21 Q1 Objective A.2 ANSA Outcomes Item-Level Report**  
**Baker Adult Independent LivingOP (8908OP)**

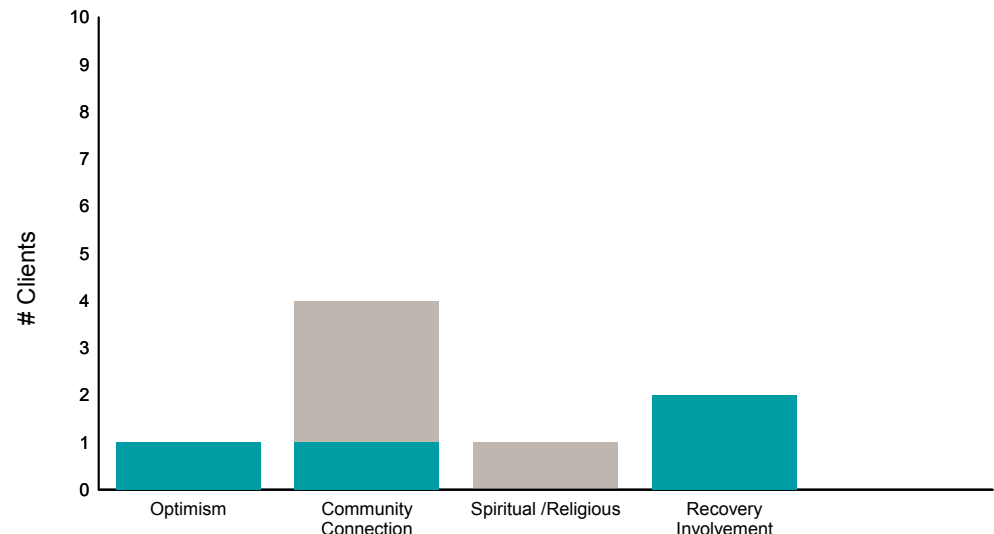
Didn't Improve
  Improved
 This report looks at current ANSAs to see how many clients improved on items rated 2 or 3 from the prior ANSA.

Num of episodes w/ min. 2 ANSAs: 10      Average days between ANSAs: 327.2      % clients improved on min. 30% of actionable items: **50% (= 5/10)**

**Behavioral Health Domain**

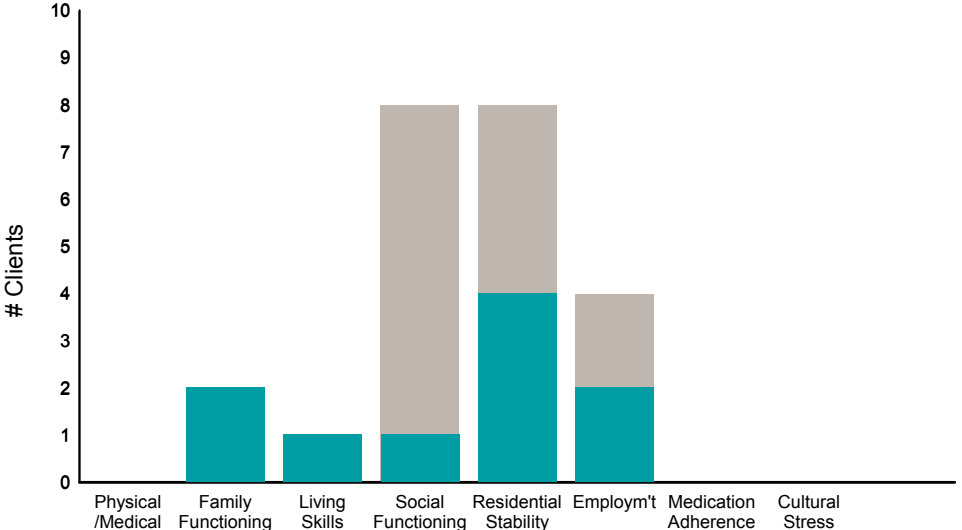


**Strengths**

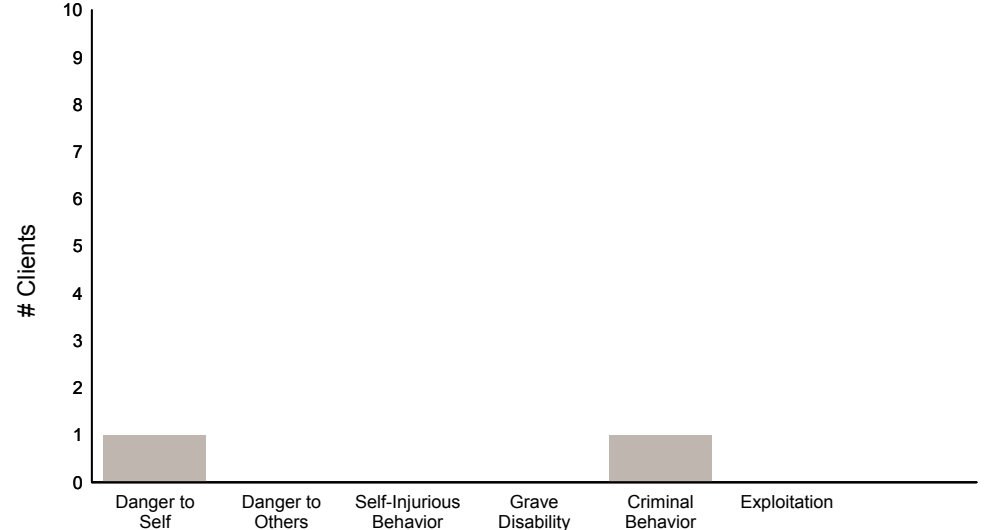


Item	% improvement	Item	% improvement
Psychosis	50% (1/2)	Optimism	100% (1/1)
Depression	25% (2/8)	Community Connection	25% (1/4)
Anxiety	33% (2/6)	Spiritual /Religious	0% (0/1)
Adjustment to Trauma	40% (2/5)	Recovery Involvement	100% (2/2)
Impulse Control	50% (1/2)		
Interpersonal Problems	50% (1/2)		
Substance Use	25% (2/8)		

**Life Domain Functioning**



**Risk Behaviors**



Item	% improvement	Item	% improvement
Physical /Medical	0% (0/0)	Danger to Self	0% (0/1)
Family Functioning	100% (2/2)	Danger to Others	0% (0/0)
Living Skills	100% (1/1)	Self-Injurious Behavior	0% (0/0)
Social Functioning	13% (1/8)	Grave Disability	0% (0/0)
Residential Stability	50% (4/8)	Criminal Behavior	0% (0/1)
Employm't	50% (2/4)	Exploitation	0% (0/0)
Medication Adherence	0% (0/0)		
Cultural Stress	0% (0/0)		

This report reflects data from 7/1/2020 - 9/30/2020

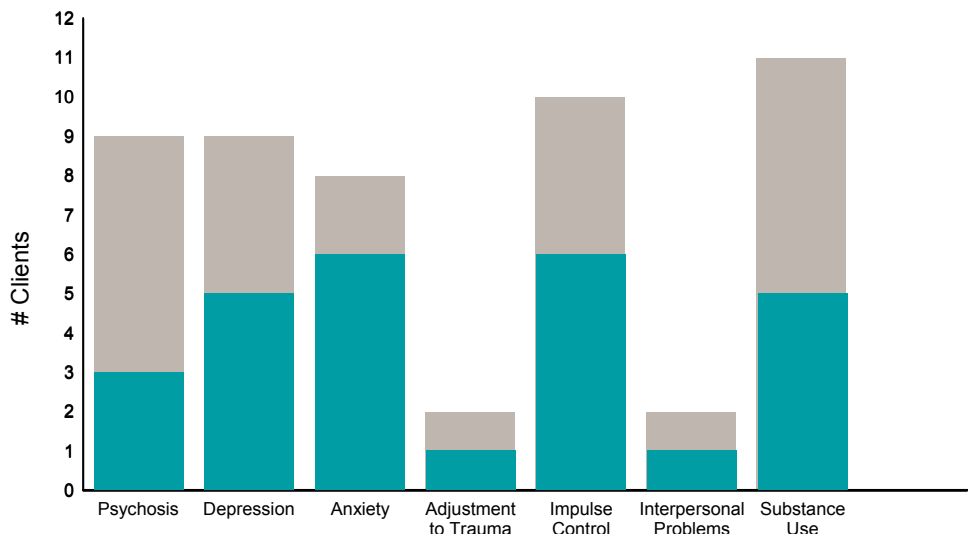


**FY20-21 Q1 Objective A.2 ANSA Outcomes Item-Level Report**  
**Baker Grove St Crisis Residence(89781)**

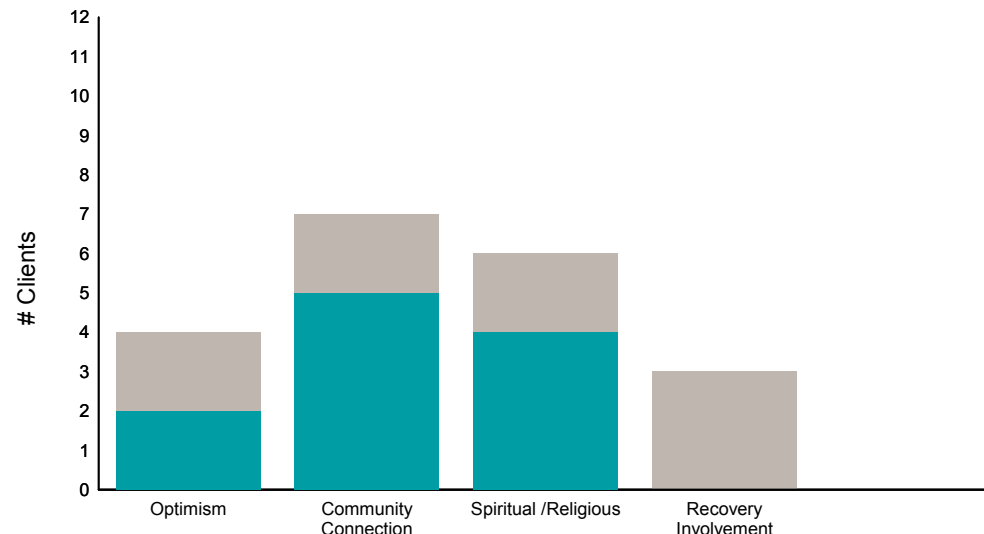
Didn't Improve
  Improved
 This report looks at current ANSAs to see how many clients improved on items rated 2 or 3 from the prior ANSA.

Num of episodes w/ min. 2 ANSAs: **12**      Average days between ANSAs: **48.3**      % clients improved on min. 30% of actionable items: **75% (= 9/12)**

**Behavioral Health Domain**

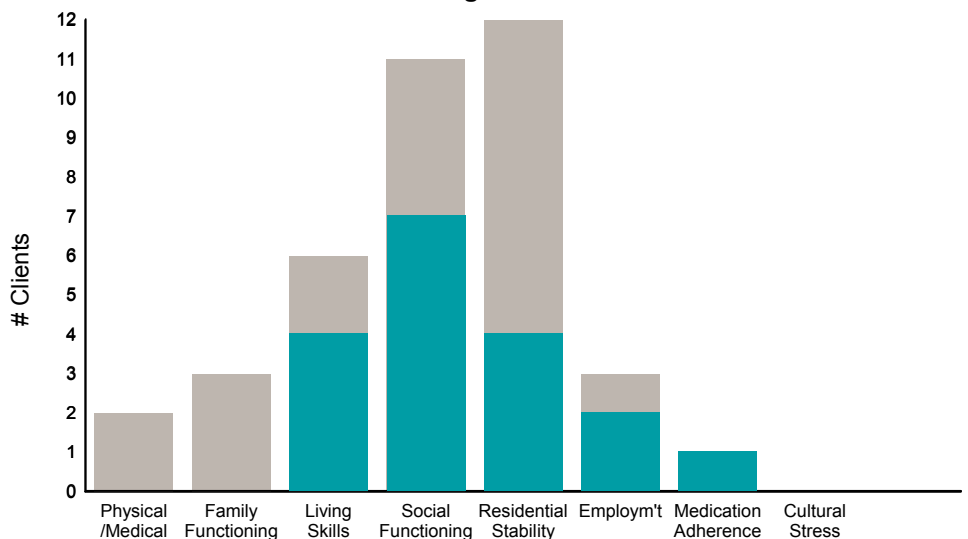


**Strengths**

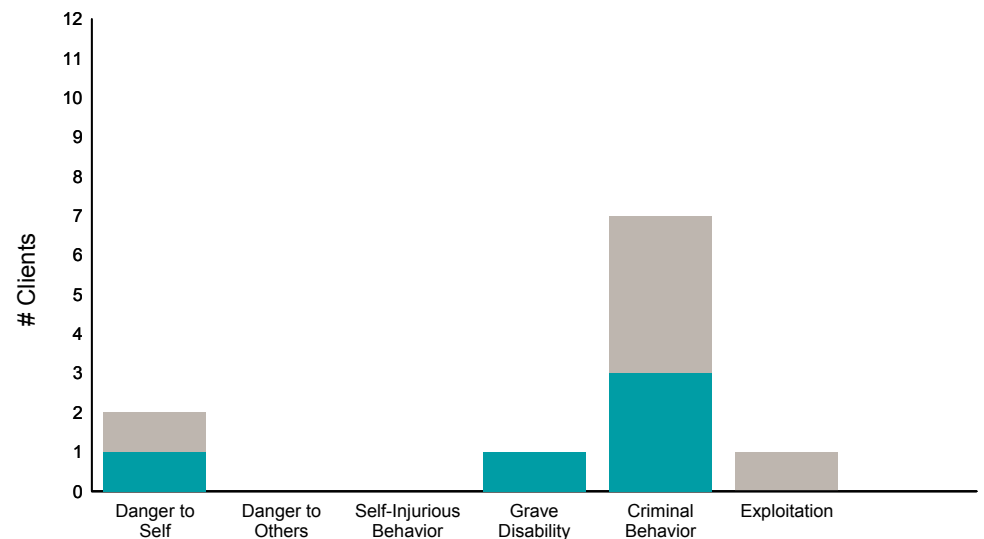


Item	% improvement
Psychosis	33% (3/9)
Depression	56% (5/9)
Anxiety	75% (6/8)
Adjustment to Trauma	50% (1/2)
Impulse Control	60% (6/10)
Interpersonal Problems	50% (1/2)
Substance Use	45% (5/11)
Optimism	50% (2/4)
Community Connection	71% (5/7)
Spiritual /Religious	67% (4/6)
Recovery Involvement	0% (0/3)

**Life Domain Functioning**



**Risk Behaviors**



Item	% improvement
Physical /Medical	0% (0/2)
Family Functioning	0% (0/3)
Living Skills	67% (4/6)
Social Functioning	64% (7/11)
Residential Stability	33% (4/12)
Employ'm't	67% (2/3)
Medication Adherence	100% (1/1)
Cultural Stress	0% (0/0)
Danger to Self	50% (1/2)
Danger to Others	0% (0/0)
Self-Injurious Behavior	0% (0/0)
Grave Disability	100% (1/1)
Criminal Behavior	43% (3/7)
Exploitation	0% (0/1)

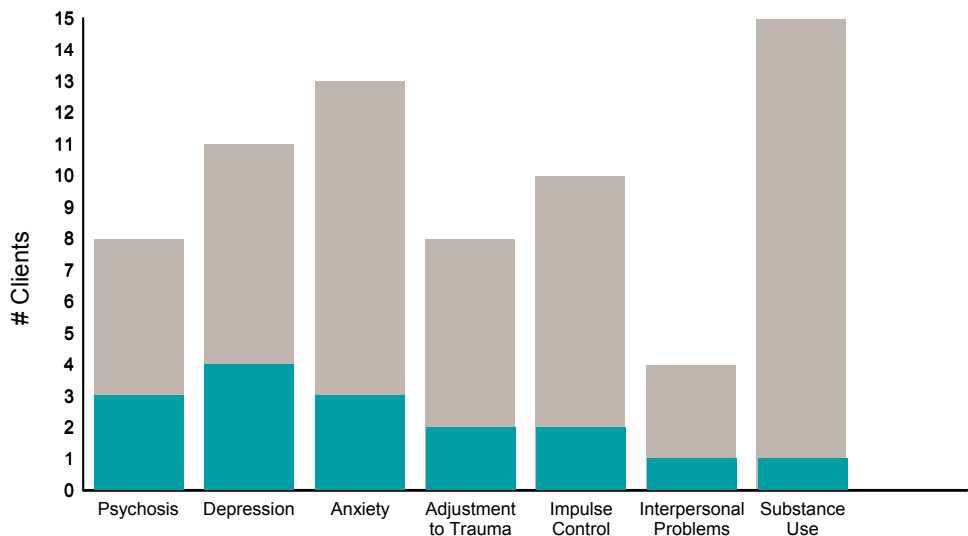
This report reflects data from 7/1/2020 - 9/30/2020

**FY20-21 Q1 Objective A.2 ANSA Outcomes Item-Level Report**  
**Baker Jo Ruffin Place Residence (89911)**

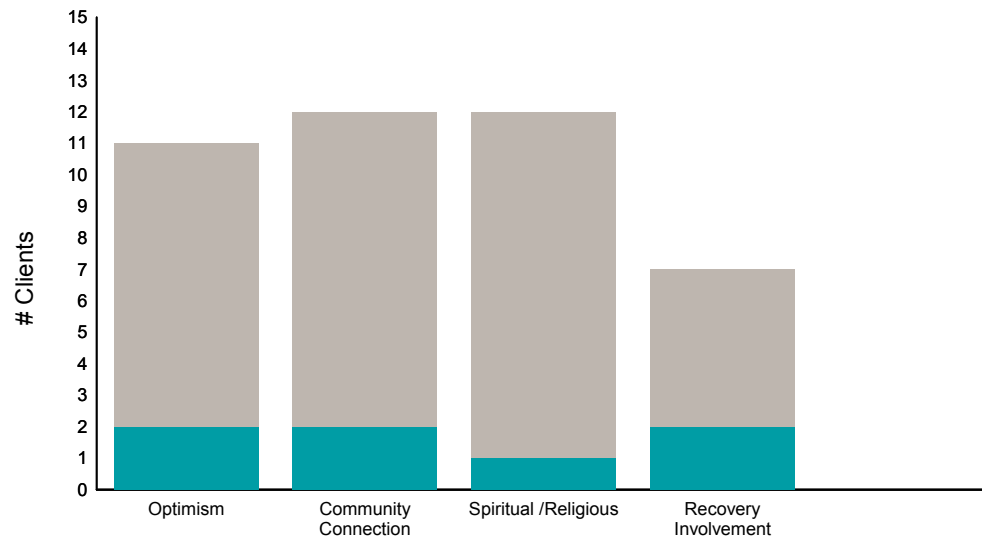
Didn't Improve
  Improved
 This report looks at current ANSAs to see how many clients improved on items rated 2 or 3 from the prior ANSA.

Num of episodes w/ min. 2 ANSAs: 15      Average days between ANSAs: 57.0      % clients improved on min. 30% of actionable items: **33% (= 5/15)**

**Behavioral Health Domain**

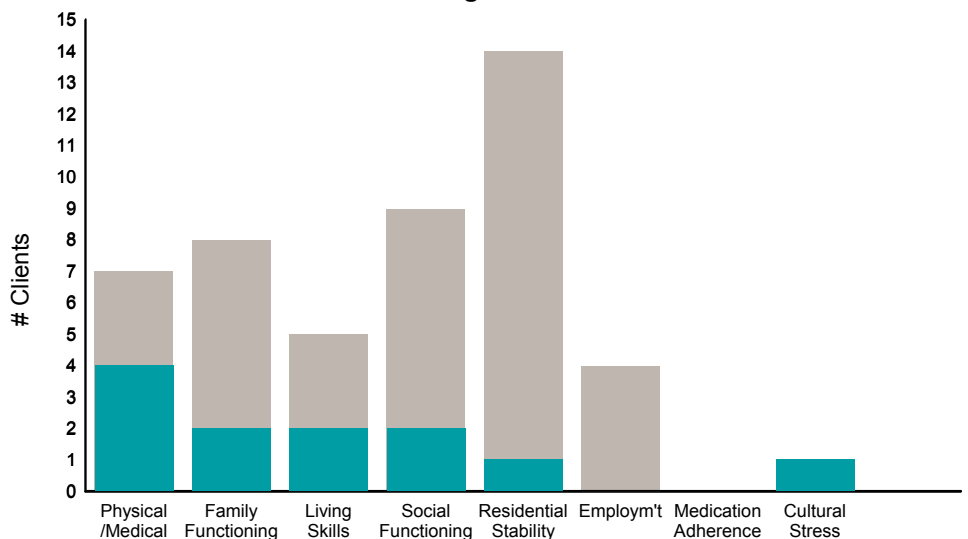


**Strengths**

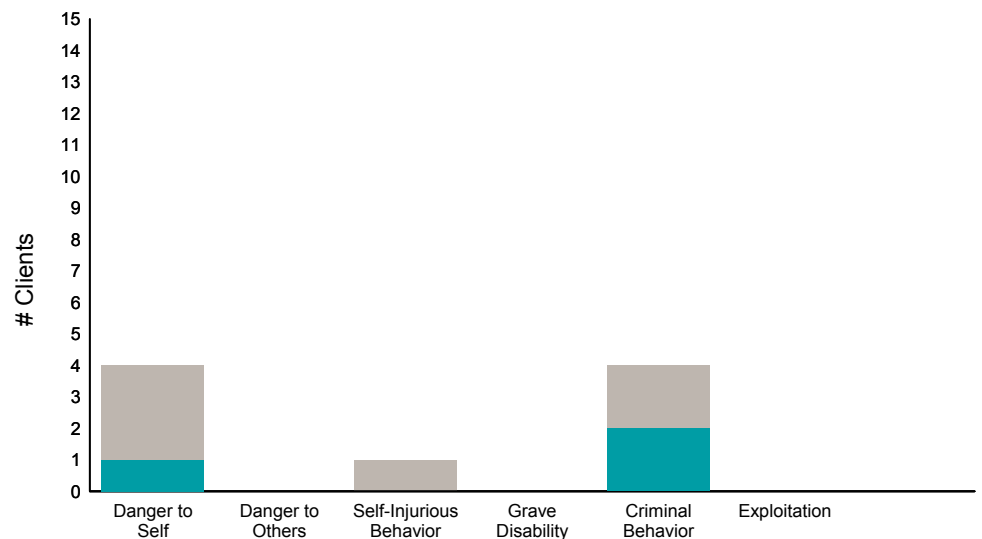


Item	% improvement
Psychosis	38% (3/8)
Depression	36% (4/11)
Anxiety	23% (3/13)
Adjustment to Trauma	25% (2/8)
Impulse Control	20% (2/10)
Interpersonal Problems	25% (1/4)
Substance Use	7% (1/15)
Optimism	18% (2/11)
Community Connection	17% (2/12)
Spiritual /Religious	8% (1/12)
Recovery Involvement	29% (2/7)

**Life Domain Functioning**



**Risk Behaviors**



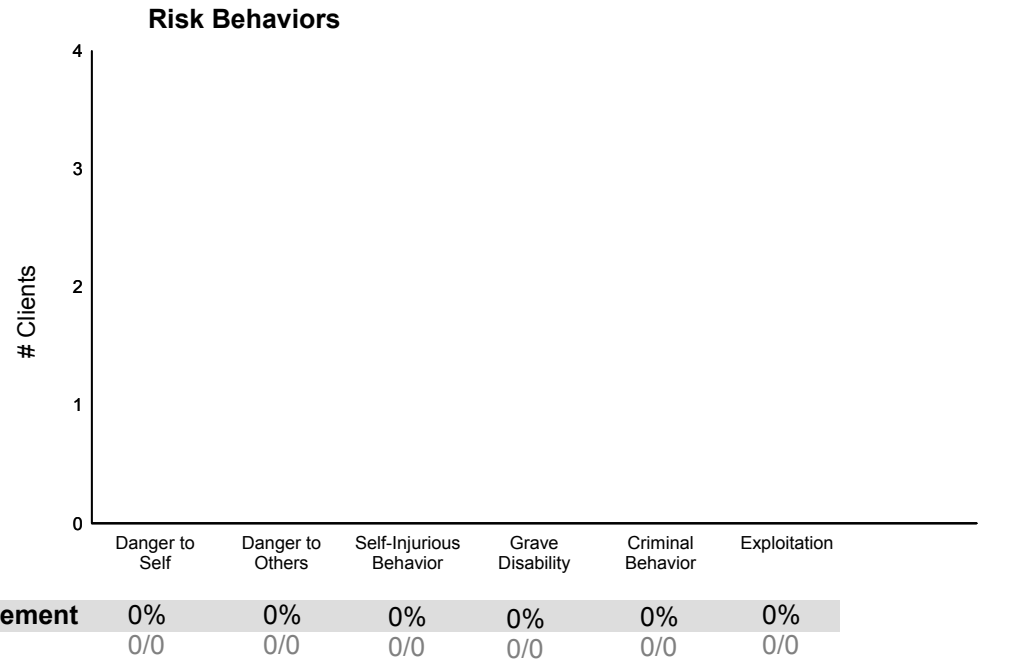
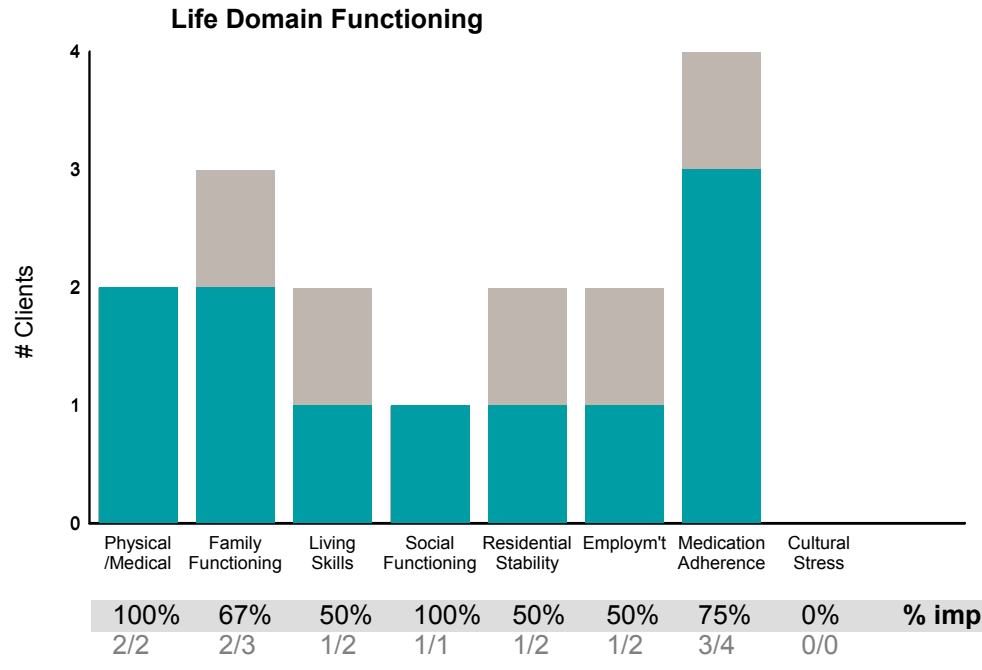
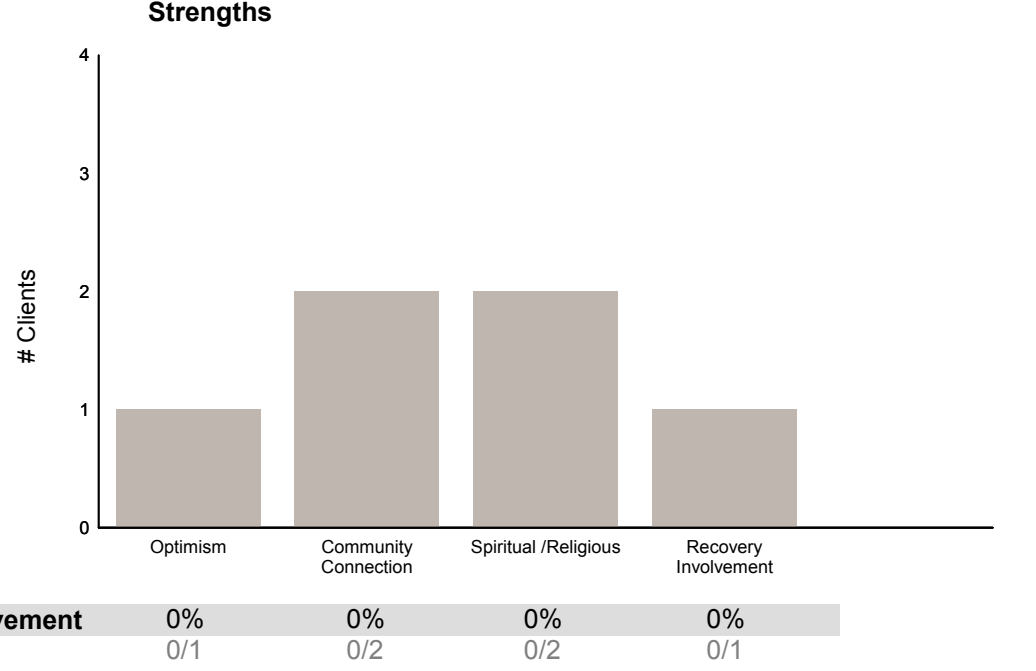
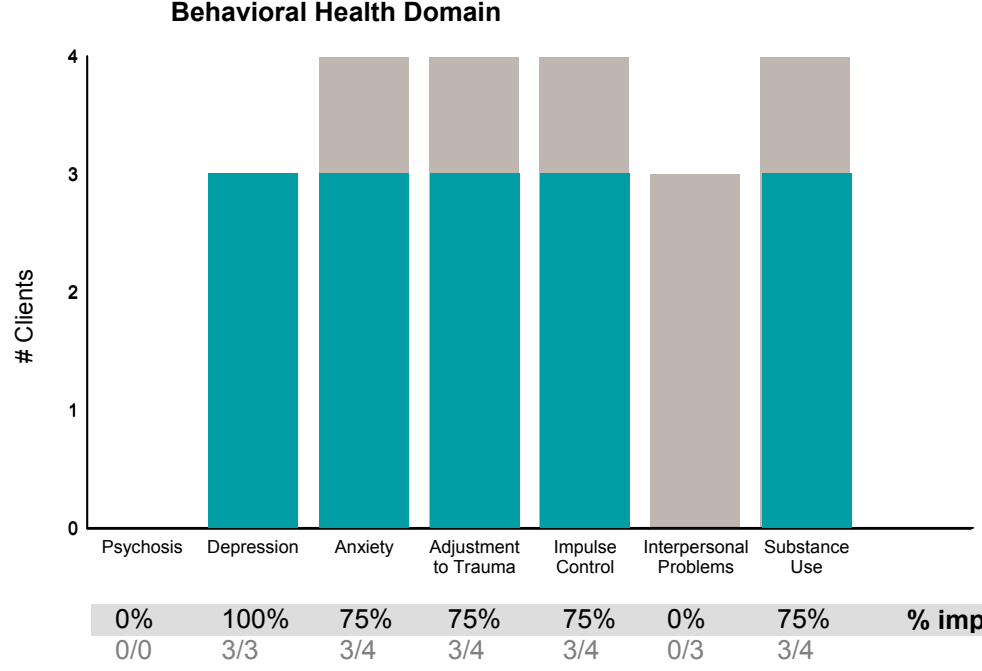
Item	% improvement
Physical /Medical	57% (4/7)
Family Functioning	25% (2/8)
Living Skills	40% (2/5)
Social Functioning	22% (2/9)
Residential Stability	7% (1/14)
Employ'm't	0% (0/4)
Medication Adherence	0% (0/0)
Cultural Stress	100% (1/1)
Danger to Self	25% (1/4)
Danger to Others	0% (0/0)
Self-Injurious Behavior	0% (0/1)
Grave Disability	0% (0/0)
Criminal Behavior	50% (2/4)
Exploitation	0% (0/0)

This report reflects data from 7/1/2020 - 9/30/2020

**FY20-21 Q1 Objective A.2 ANSA Outcomes Item-Level Report**  
**Baker Robertson Place Residence (38851)**

Didn't Improve
  Improved
 This report looks at current ANSAs to see how many clients improved on items rated 2 or 3 from the prior ANSA.

Num of episodes w/ min. 2 ANSAs: **4**      Average days between ANSAs: **100.0**      % clients improved on min. 30% of actionable items: **75% (= 3/4)**



This report reflects data from 7/1/2020 - 9/30/2020

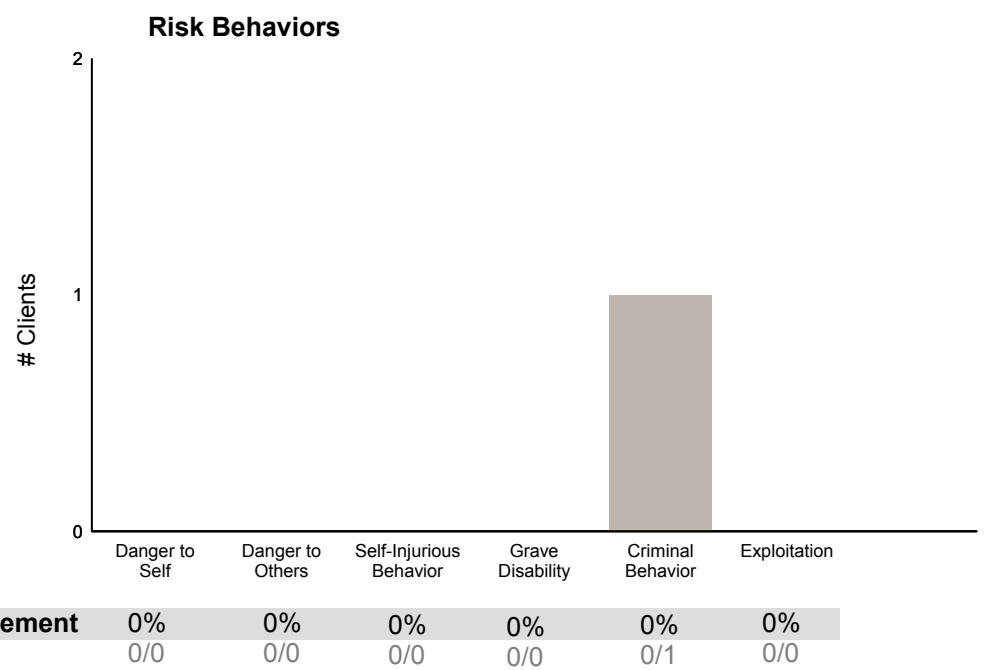
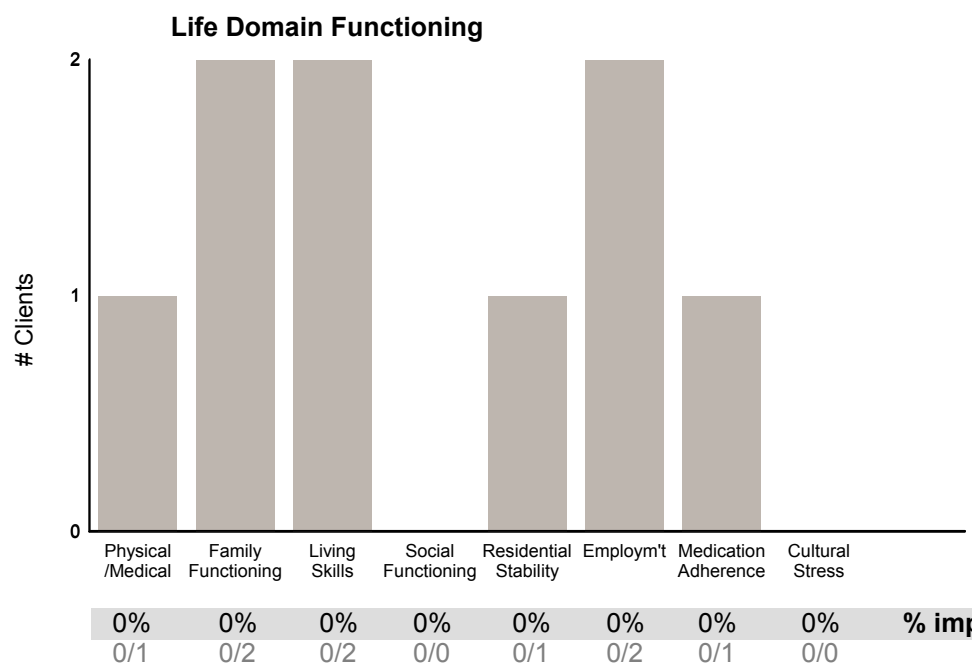
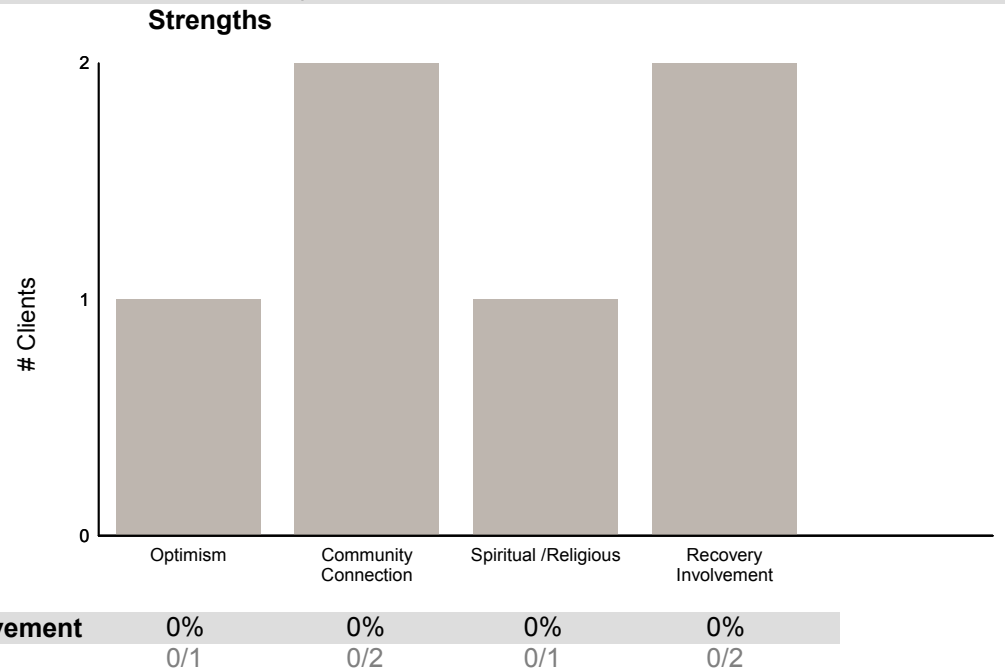
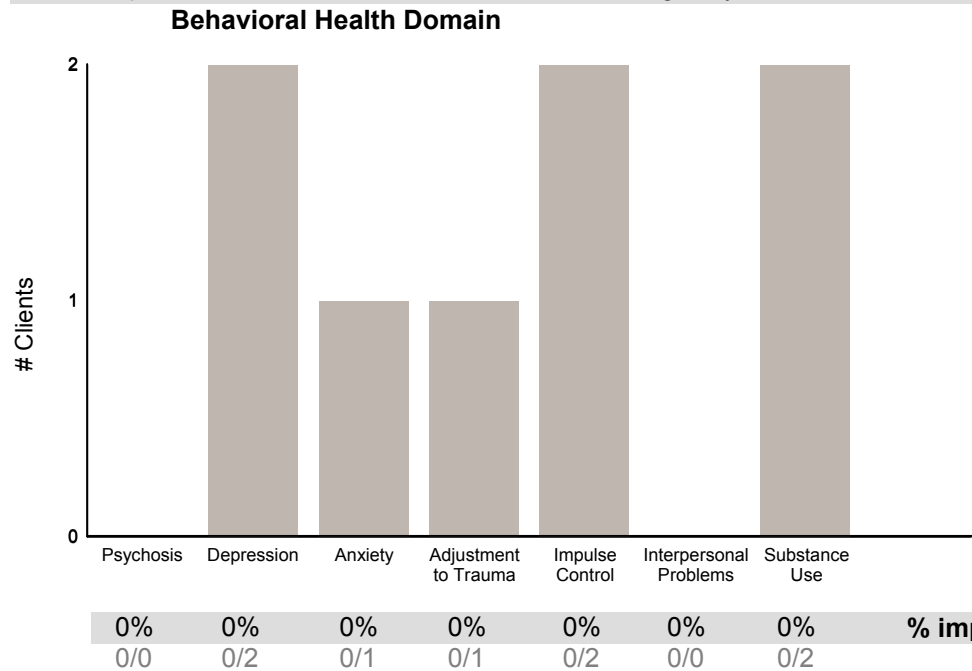




**FY20-21 Q1 Objective A.2 ANSA Outcomes Item-Level Report**  
**Baker San Jose Place Residence (38BS1)**

Didn't Improve
  Improved
 This report looks at current ANSAs to see how many clients improved on items rated 2 or 3 from the prior ANSA.

Num of episodes w/ min. 2 ANSAs: **2**      Average days between ANSAs: **13.5**      % clients improved on min. 30% of actionable items: **0%**



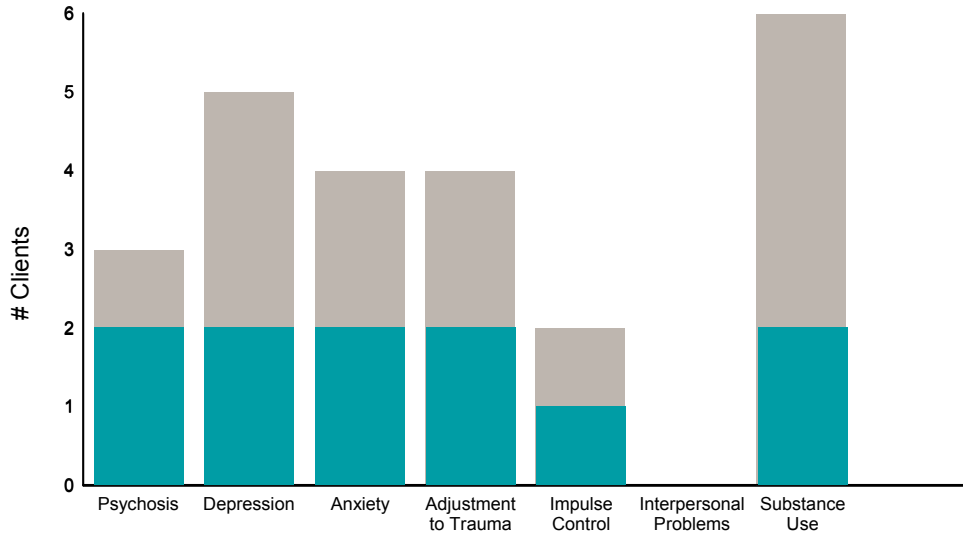
This report reflects data from 7/1/2020 - 9/30/2020

**FY20-21 Q1 Objective A.2 ANSA Outcomes Item-Level Report**  
**Baker Street House Residential (38391)**

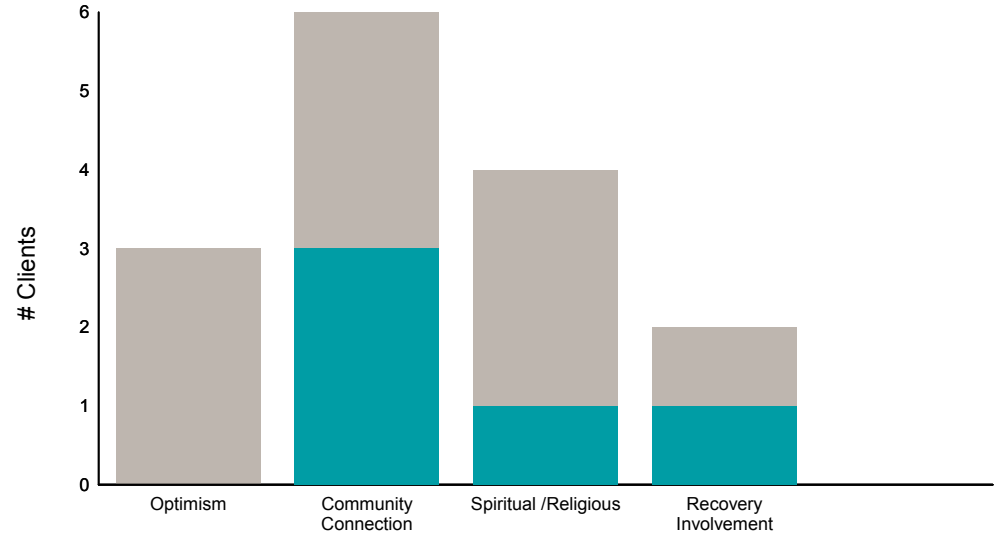
Didn't Improve
  Improved
 This report looks at current ANSAs to see how many clients improved on items rated 2 or 3 from the prior ANSA.

Num of episodes w/ min. 2 ANSAs: **6**      Average days between ANSAs: **104.7**      % clients improved on min. 30% of actionable items: **83% (= 5/6)**

**Behavioral Health Domain**

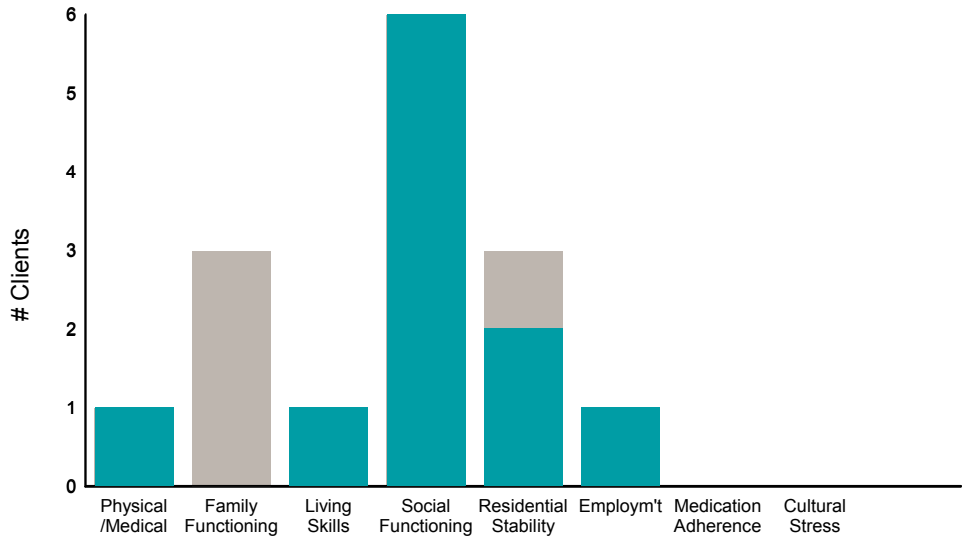


**Strengths**

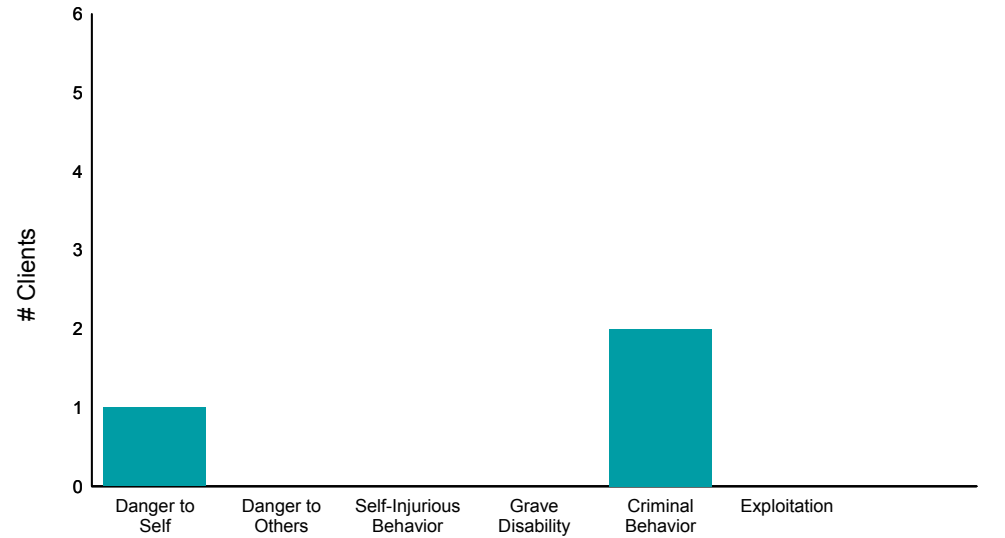


Item	% improvement
Psychosis	67% (2/3)
Depression	40% (2/5)
Anxiety	50% (2/4)
Adjustment to Trauma	50% (2/4)
Impulse Control	50% (1/2)
Interpersonal Problems	0% (0/0)
Substance Use	33% (2/6)
Optimism	0% (0/3)
Community Connection	50% (3/6)
Spiritual /Religious	25% (1/4)
Recovery Involvement	50% (1/2)

**Life Domain Functioning**



**Risk Behaviors**



Item	% improvement
Physical /Medical	100% (1/1)
Family Functioning	0% (0/3)
Living Skills	100% (1/1)
Social Functioning	100% (6/6)
Residential Stability	67% (2/3)
Employ'm't	100% (1/1)
Medication Adherence	0% (0/0)
Cultural Stress	0% (0/0)
Danger to Self	100% (1/1)
Danger to Others	0% (0/0)
Self-Injurious Behavior	0% (0/0)
Grave Disability	0% (0/0)
Criminal Behavior	100% (2/2)
Exploitation	0% (0/0)

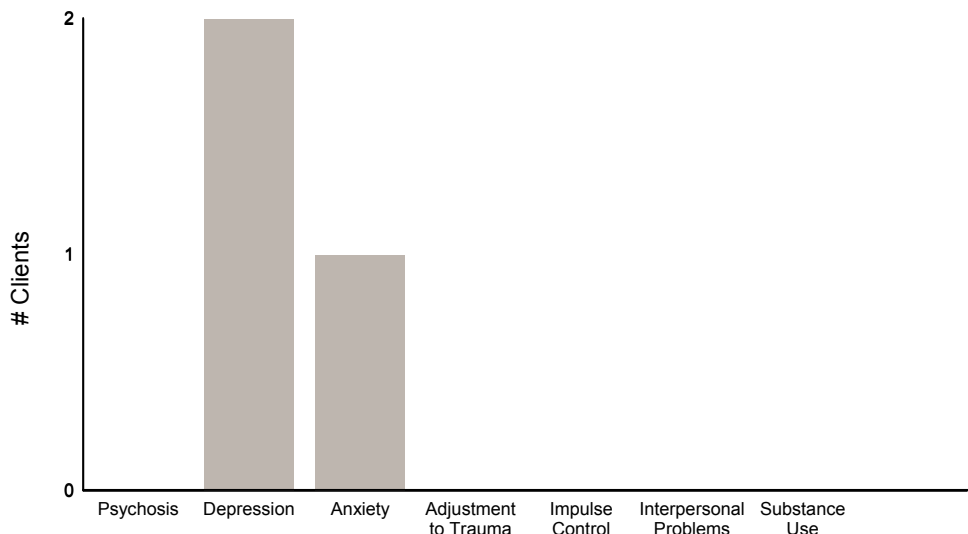
This report reflects data from 7/1/2020 - 9/30/2020

**FY20-21 Q1 Objective A.2 ANSA Outcomes Item-Level Report**  
**BEAM-UP SF (8990BU)**

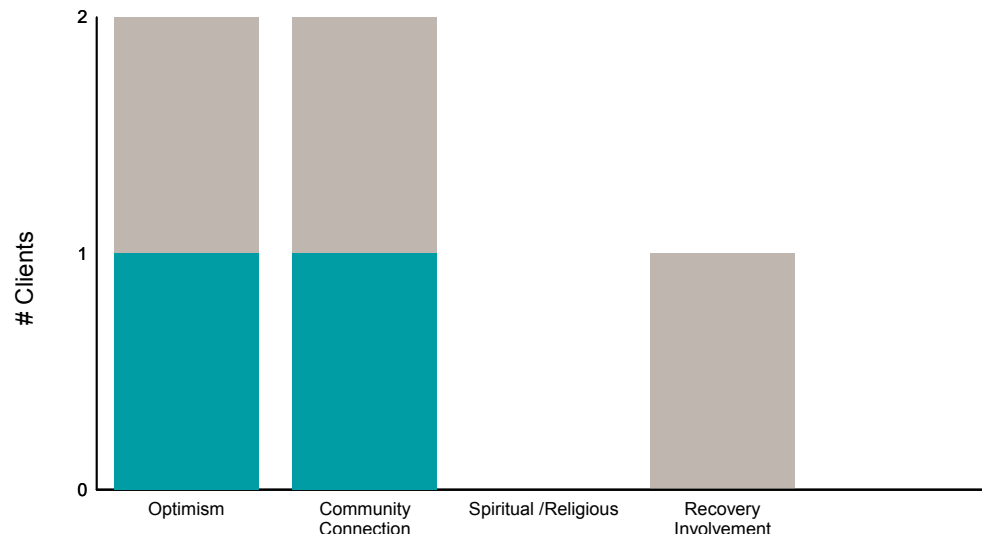
Didn't Improve
  Improved
 This report looks at current ANSAs to see how many clients improved on items rated 2 or 3 from the prior ANSA.

Num of episodes w/ min. 2 ANSAs: **2**      Average days between ANSAs: **196.0**      % clients improved on min. 30% of actionable items: **50% (= 1/2)**

**Behavioral Health Domain**

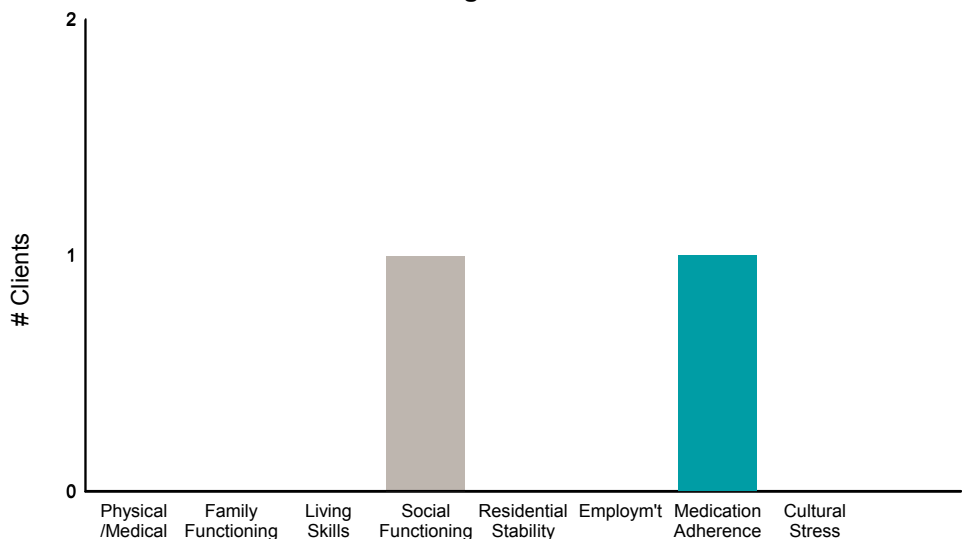


**Strengths**

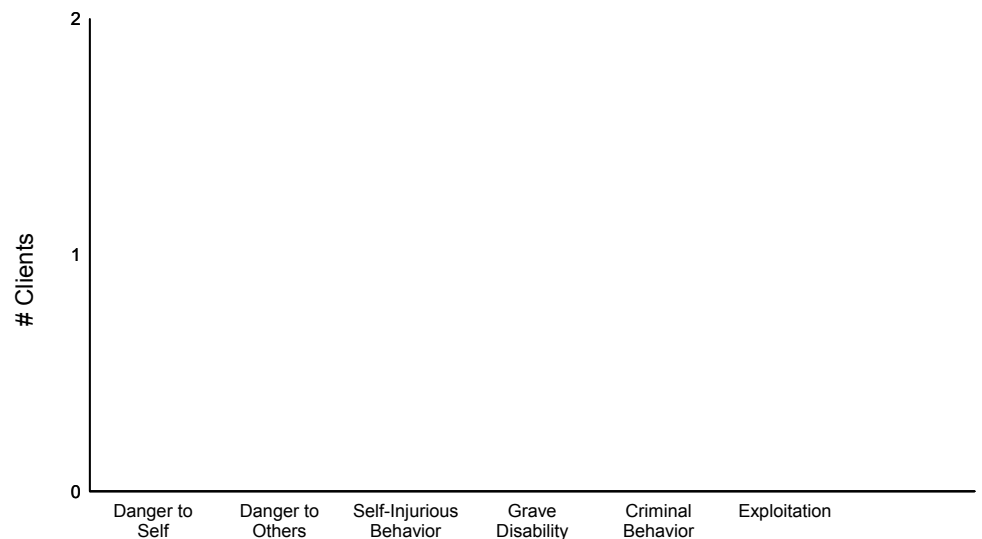


% improvement							% improvement			
0%	0%	0%	0%	0%	0%	0%	50%	50%	0%	0%
0/0	0/2	0/1	0/0	0/0	0/0	0/0	1/2	1/2	0/0	0/1

**Life Domain Functioning**



**Risk Behaviors**



% improvement								% improvement					
0%	0%	0%	0%	0%	0%	100%	0%	0%	0%	0%	0%	0%	0%
0/0	0/0	0/0	0/1	0/0	0/0	1/1	0/0	0/0	0/0	0/0	0/0	0/0	0/0

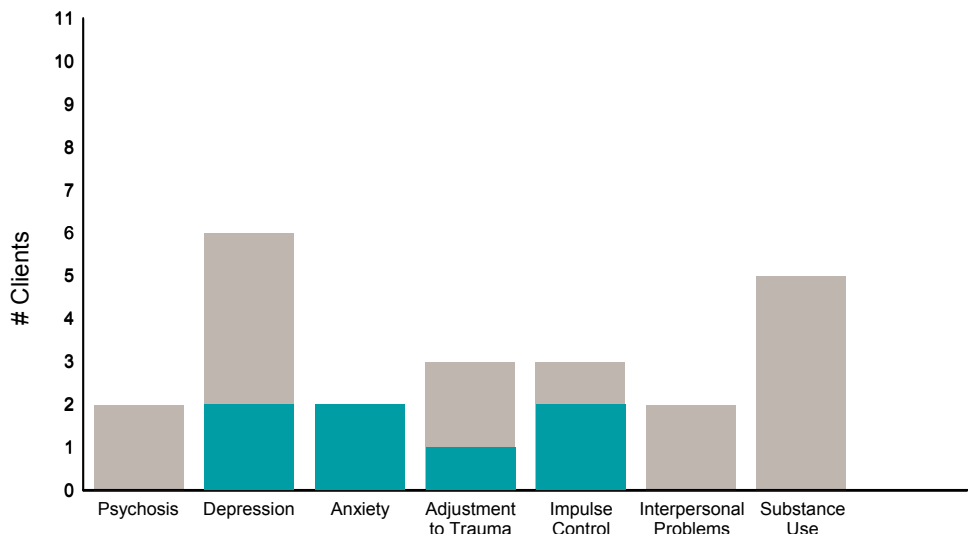
This report reflects data from 7/1/2020 - 9/30/2020

**FY20-21 Q1 Objective A.2 ANSA Outcomes Item-Level Report**  
**BHS TAY FSP (38BHT3)**

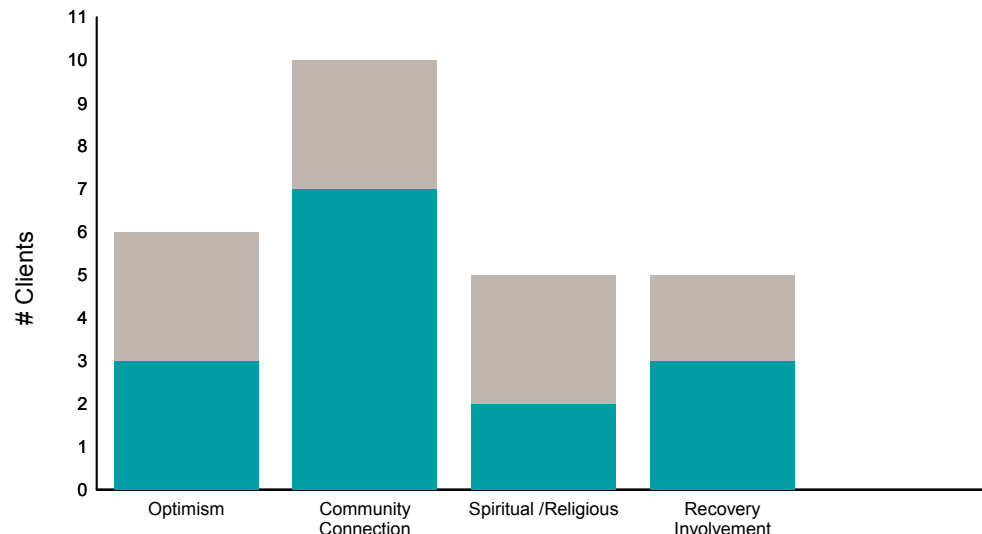
Didn't Improve
  Improved
 This report looks at current ANSAs to see how many clients improved on items rated 2 or 3 from the prior ANSA.

Num of episodes w/ min. 2 ANSAs: 11      Average days between ANSAs: 225.6      % clients improved on min. 30% of actionable items: **73% (= 8/11)**

**Behavioral Health Domain**

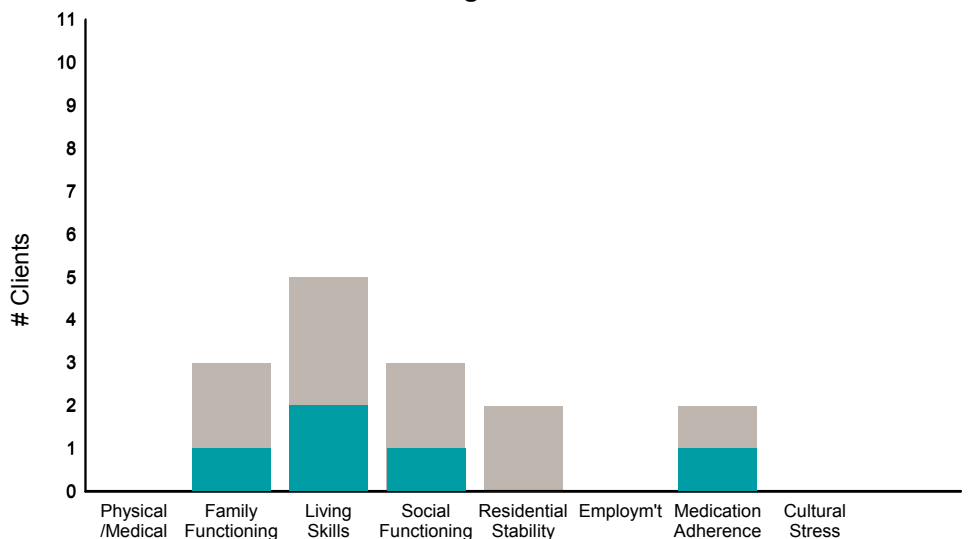


**Strengths**

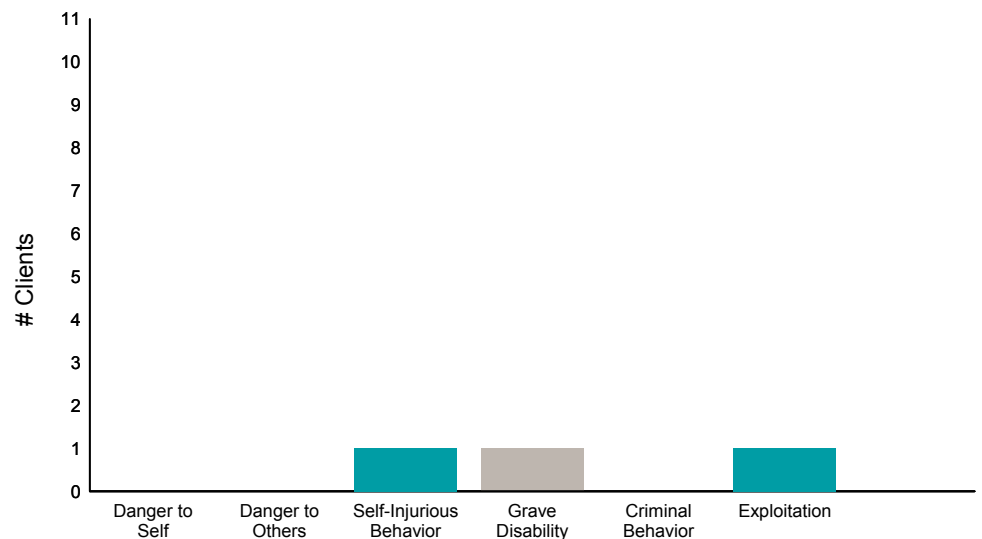


Item	% improvement
Psychosis	0% (0/2)
Depression	33% (2/6)
Anxiety	100% (2/2)
Adjustment to Trauma	33% (1/3)
Impulse Control	67% (2/3)
Interpersonal Problems	0% (0/2)
Substance Use	0% (0/5)
Optimism	50% (3/6)
Community Connection	70% (7/10)
Spiritual /Religious	40% (2/5)
Recovery Involvement	60% (3/5)

**Life Domain Functioning**



**Risk Behaviors**



Item	% improvement
Physical /Medical	0% (0/0)
Family Functioning	33% (1/3)
Living Skills	40% (2/5)
Social Functioning	33% (1/3)
Residential Stability	0% (0/2)
Employ'm't	0% (0/0)
Medication Adherence	50% (1/2)
Cultural Stress	0% (0/0)
Danger to Self	0% (0/0)
Danger to Others	0% (0/0)
Self-Injurious Behavior	100% (1/1)
Grave Disability	0% (0/1)
Criminal Behavior	0% (0/0)
Exploitation	100% (1/1)

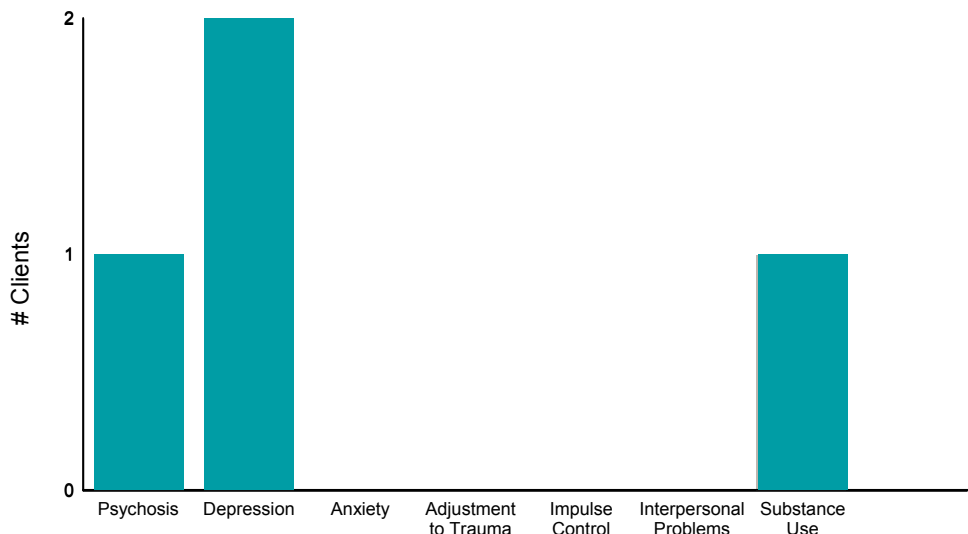
This report reflects data from 7/1/2020 - 9/30/2020

**FY20-21 Q1 Objective A.2 ANSA Outcomes Item-Level Report**  
**BHS TAY Outpatient (38BH4)**

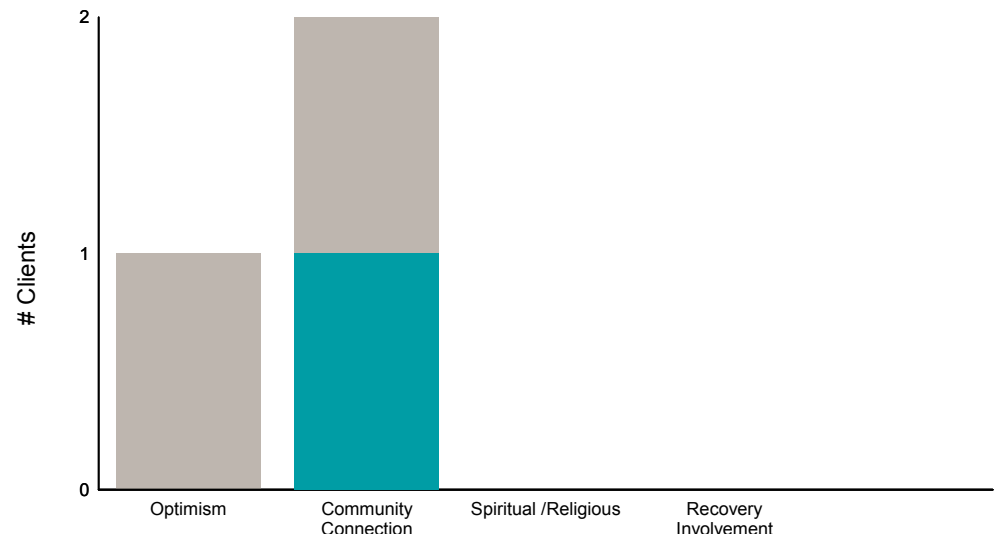
Didn't Improve
  Improved
 This report looks at current ANSAs to see how many clients improved on items rated 2 or 3 from the prior ANSA.

Num of episodes w/ min. 2 ANSAs: **2**      Average days between ANSAs: **381.5**      % clients improved on min. 30% of actionable items: **100% (= 2/2)**

**Behavioral Health Domain**

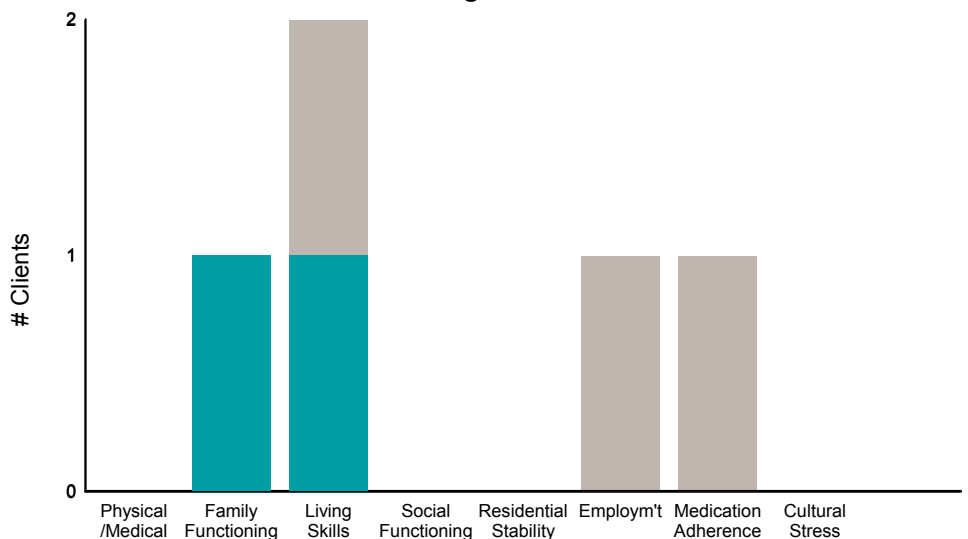


**Strengths**



Item	Improved	Didn't Improve	% improvement
Psychosis	1/1	0/0	100%
Depression	2/2	0/0	100%
Anxiety	0/0	0/0	0%
Adjustment to Trauma	0/0	0/0	0%
Impulse Control	0/0	0/0	0%
Interpersonal Problems	0/0	0/0	0%
Substance Use	1/1	0/0	100%
Optimism	0/1	1/1	0%
Community Connection	1/2	1/2	50%
Spiritual /Religious	0/0	0/0	0%
Recovery Involvement	0/0	0/0	0%

**Life Domain Functioning**



**Risk Behaviors**



Item	Improved	Didn't Improve	% improvement
Physical /Medical	0/0	0/0	0%
Family Functioning	1/1	0/0	100%
Living Skills	1/2	1/2	50%
Social Functioning	0/0	0/0	0%
Residential Stability	0/0	0/0	0%
Employ'm't	0/1	1/1	0%
Medication Adherence	0/1	1/1	0%
Cultural Stress	0/0	0/0	0%
Danger to Self	0/0	0/0	0%
Danger to Others	0/0	0/0	0%
Self-Injurious Behavior	0/0	0/0	0%
Grave Disability	0/0	0/0	0%
Criminal Behavior	0/0	0/0	0%
Exploitation	0/0	0/0	0%

This report reflects data from 7/1/2020 - 9/30/2020

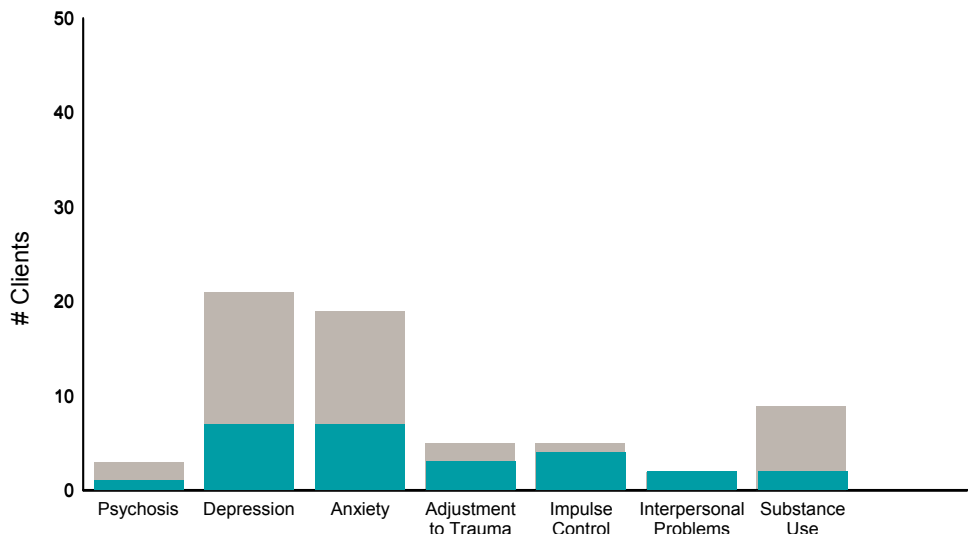


**FY20-21 Q1 Objective A.2 ANSA Outcomes Item-Level Report**  
**BVHP Third Street Adult (38513)**

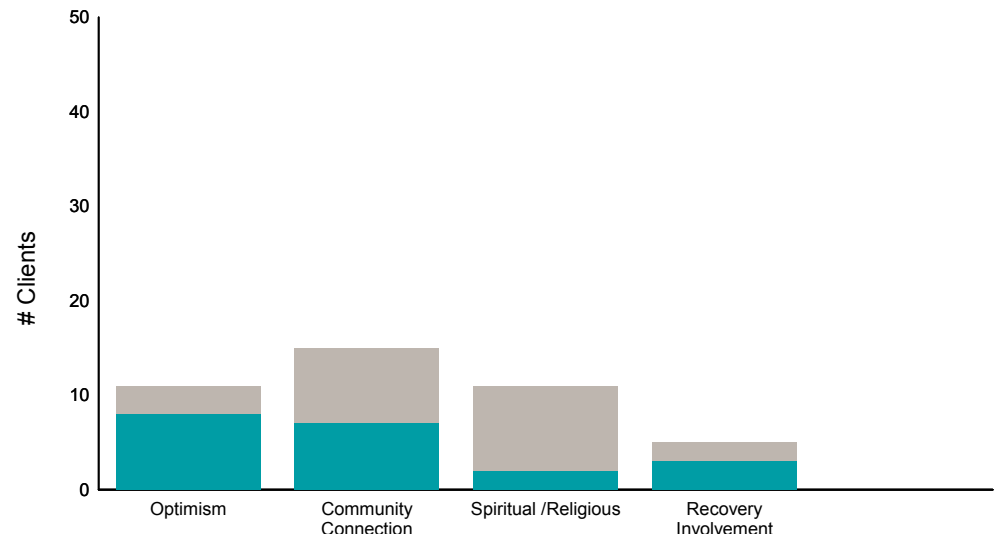
Didn't Improve
  Improved
 This report looks at current ANSAs to see how many clients improved on items rated 2 or 3 from the prior ANSA.

Num of episodes w/ min. 2 ANSAs: **48**      Average days between ANSAs: **403.9**      % clients improved on min. 30% of actionable items: **65% (= 20/31)**

**Behavioral Health Domain**

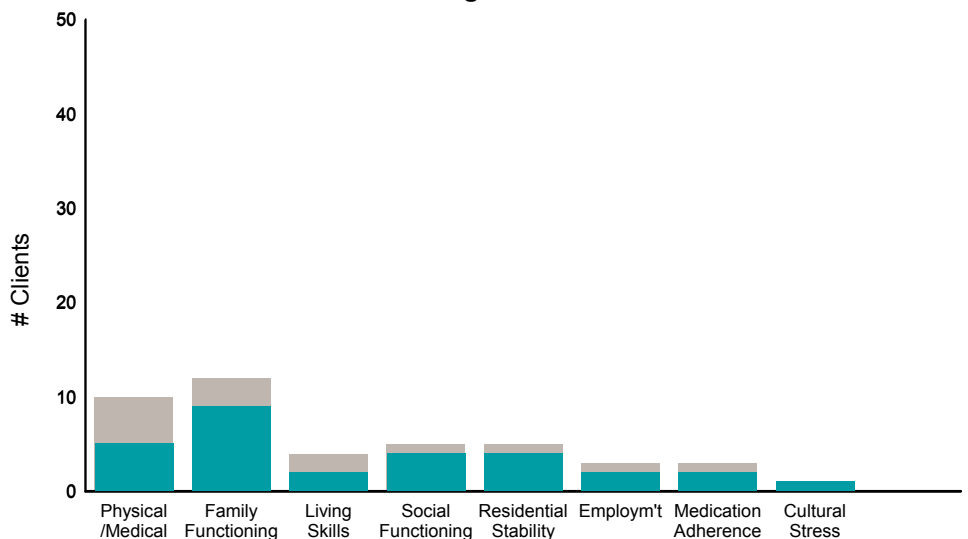


**Strengths**




Item	% improvement
Psychosis	33% (1/3)
Depression	33% (7/21)
Anxiety	37% (7/19)
Adjustment to Trauma	60% (3/5)
Impulse Control	80% (4/5)
Interpersonal Problems	100% (2/2)
Substance Use	22% (2/9)
Optimism	73% (8/11)
Community Connection	47% (7/15)
Spiritual /Religious	18% (2/11)
Recovery Involvement	60% (3/5)

**Life Domain Functioning**



**Risk Behaviors**



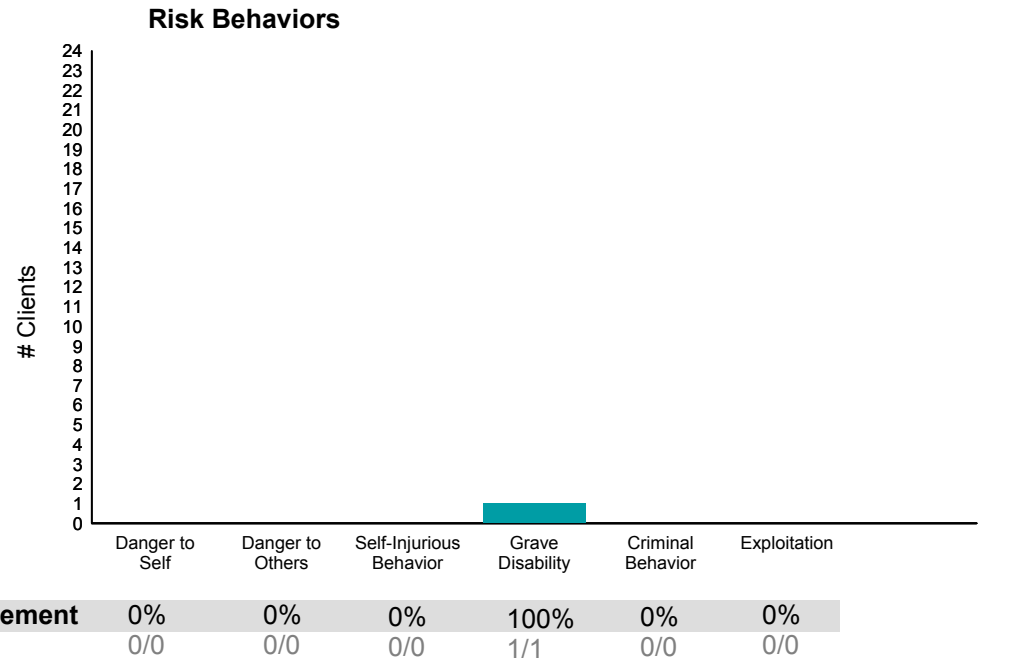
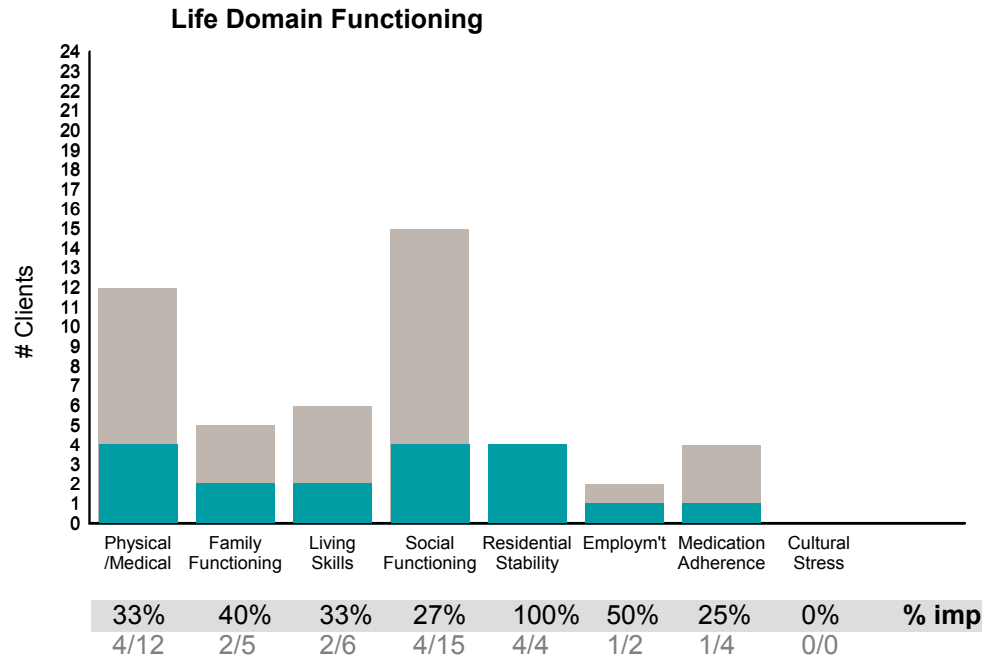
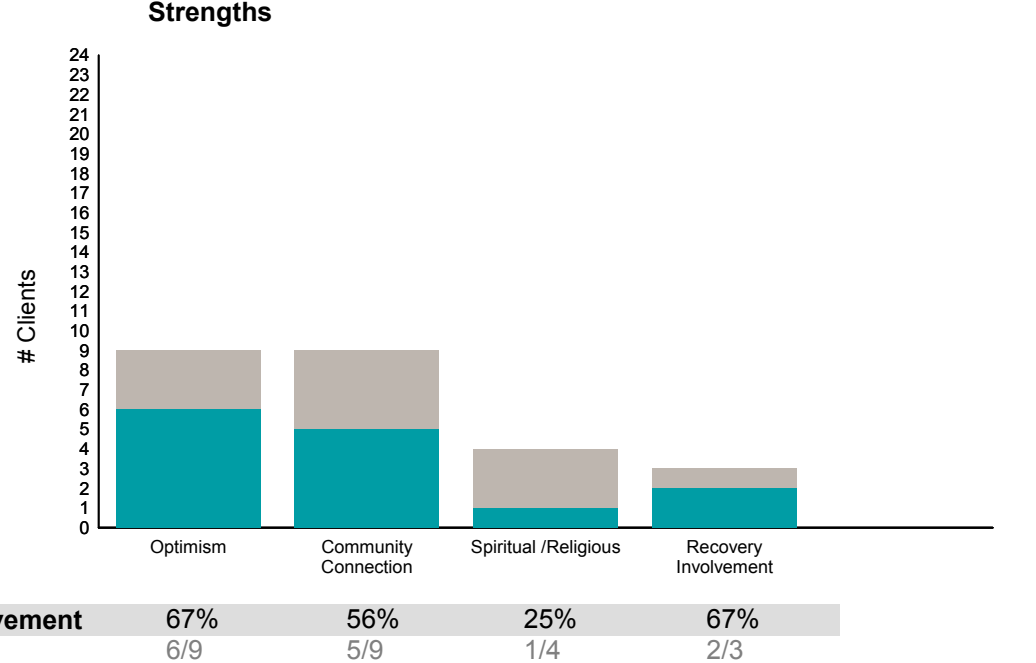
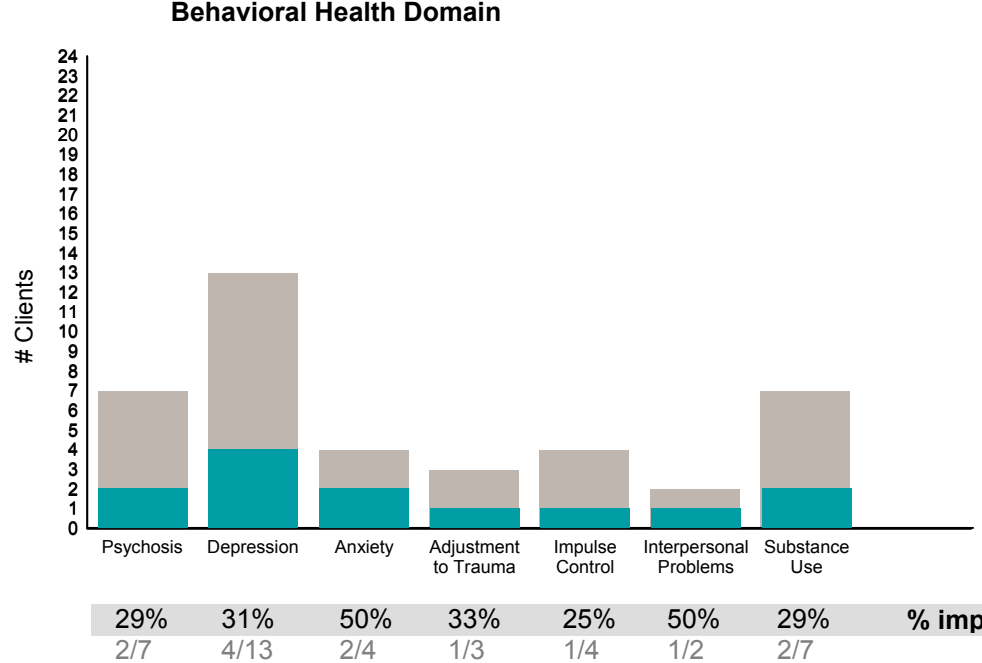
Item	% improvement
Physical /Medical	50% (5/10)
Family Functioning	75% (9/12)
Living Skills	50% (2/4)
Social Functioning	80% (4/5)
Residential Stability	80% (4/5)
Employ'm't	67% (2/3)
Medication Adherence	67% (2/3)
Cultural Stress	100% (1/1)
Danger to Self	50% (1/2)
Danger to Others	0% (0/0)
Self-Injurious Behavior	100% (2/2)
Grave Disability	50% (1/2)
Criminal Behavior	0% (0/0)
Exploitation	0% (0/0)

This report reflects data from 7/1/2020 - 9/30/2020

**FY20-21 Q1 Objective A.2 ANSA Outcomes Item-Level Report**  
**Central City Behavioral Health(89073)**

Didn't Improve
  Improved
 This report looks at current ANSAs to see how many clients improved on items rated 2 or 3 from the prior ANSA.

Num of episodes w/ min. 2 ANSAs: **24**      Average days between ANSAs: **401.6**      % clients improved on min. 30% of actionable items: **57% (= 12/21)**



This report reflects data from 7/1/2020 - 9/30/2020

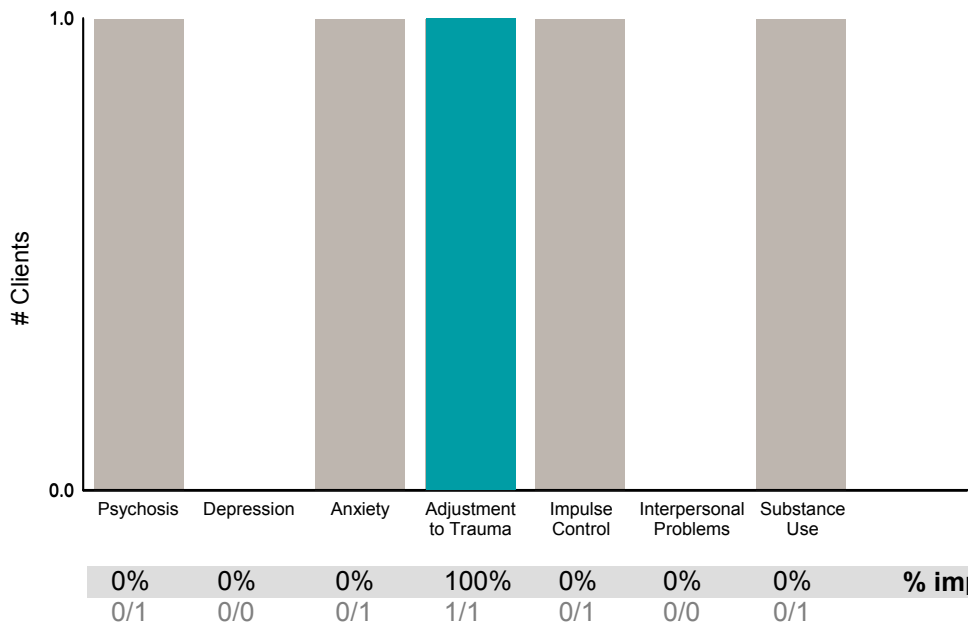


FY20-21 Q1 Objective A.2 ANSA Outcomes Item-Level Report  
 CHP-Essex House (38IDOP)

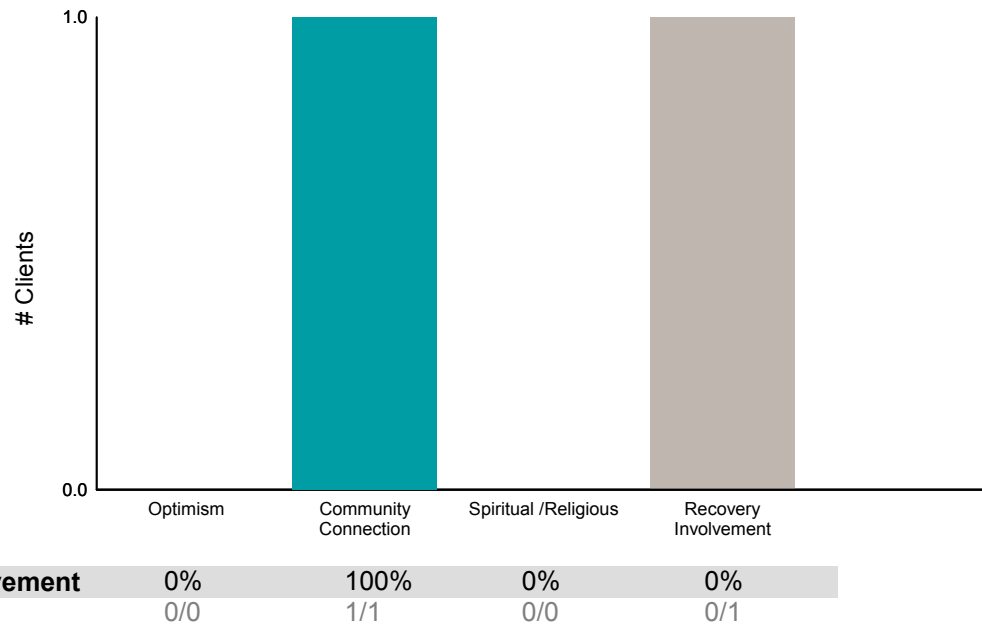
Didn't Improve
  Improved
 This report looks at current ANSAs to see how many clients improved on items rated 2 or 3 from the prior ANSA.

Num of episodes w/ min. 2 ANSAs: 1      Average days between ANSAs: 359.0      % clients improved on min. 30% of actionable items: **100% (= 1/1)**

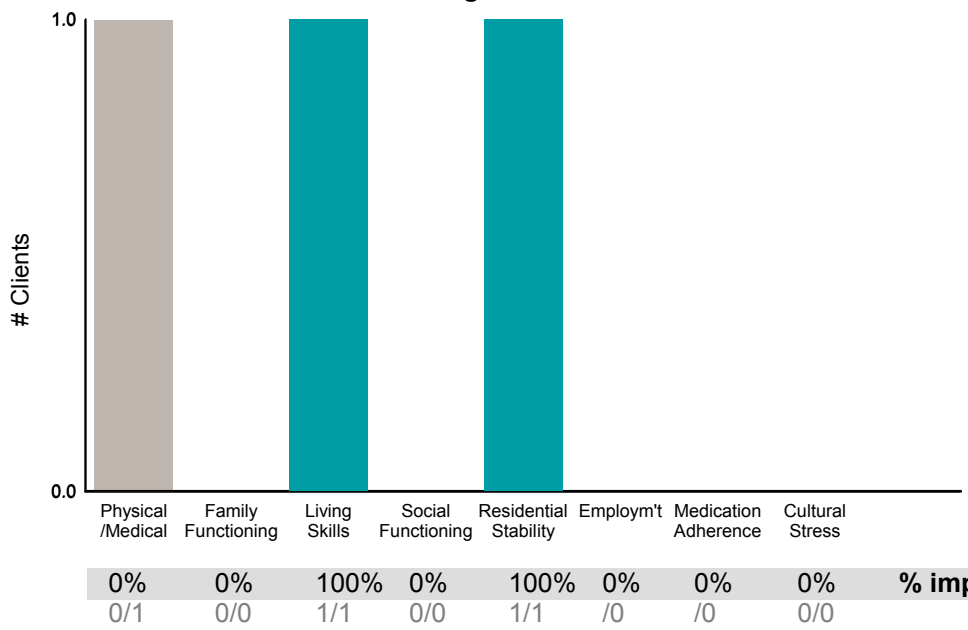
**Behavioral Health Domain**



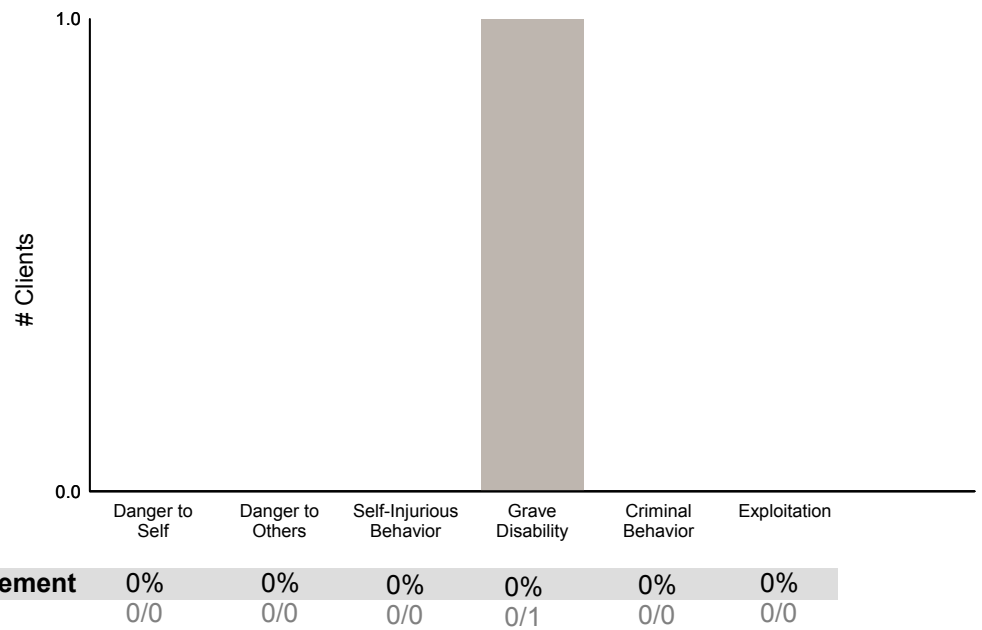
**Strengths**



**Life Domain Functioning**



**Risk Behaviors**



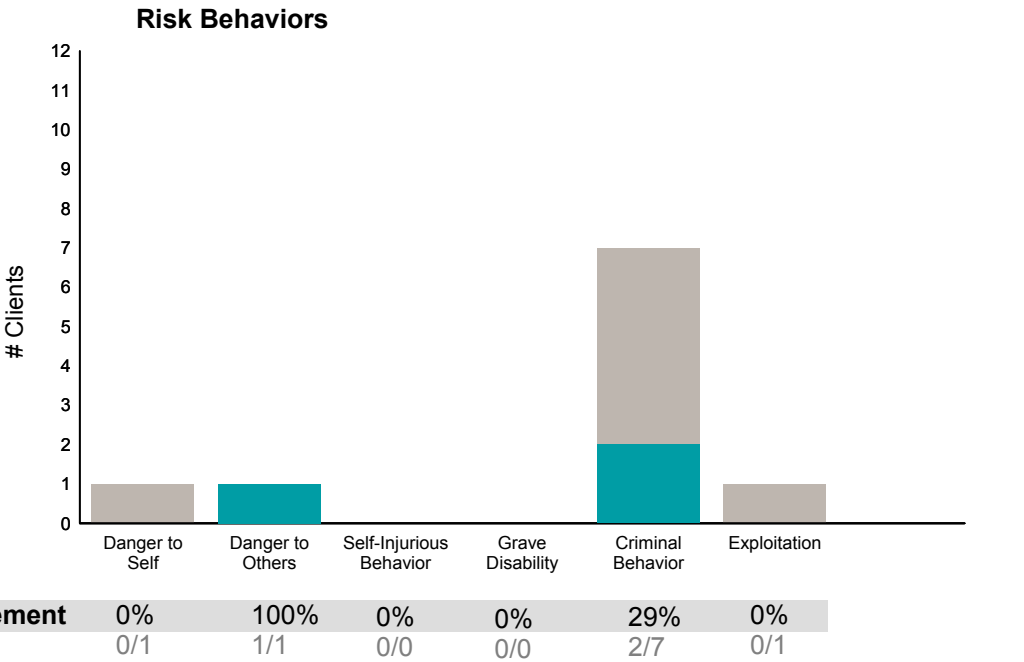
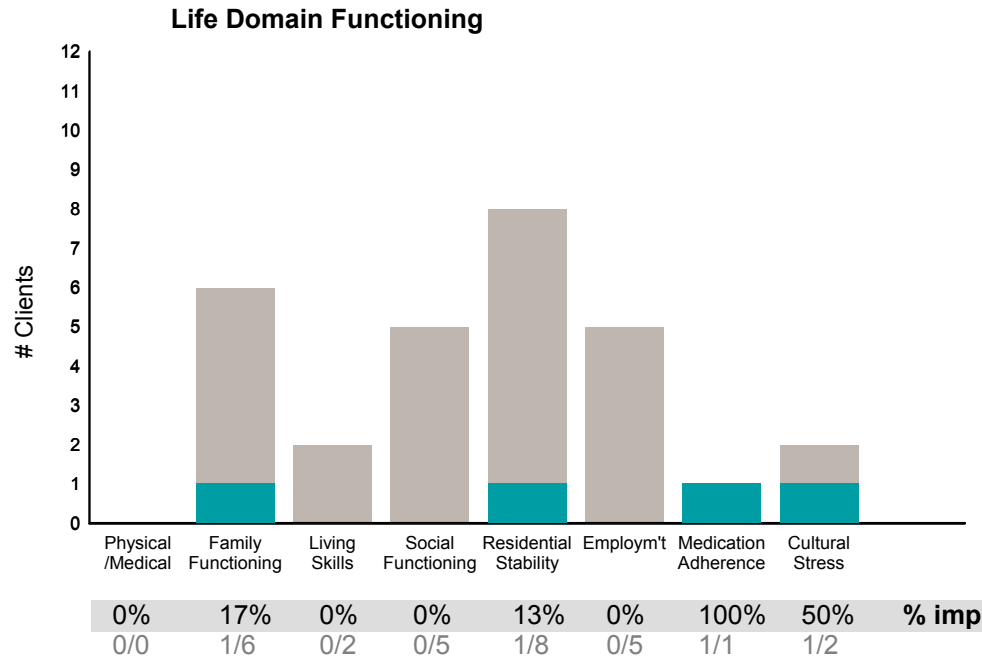
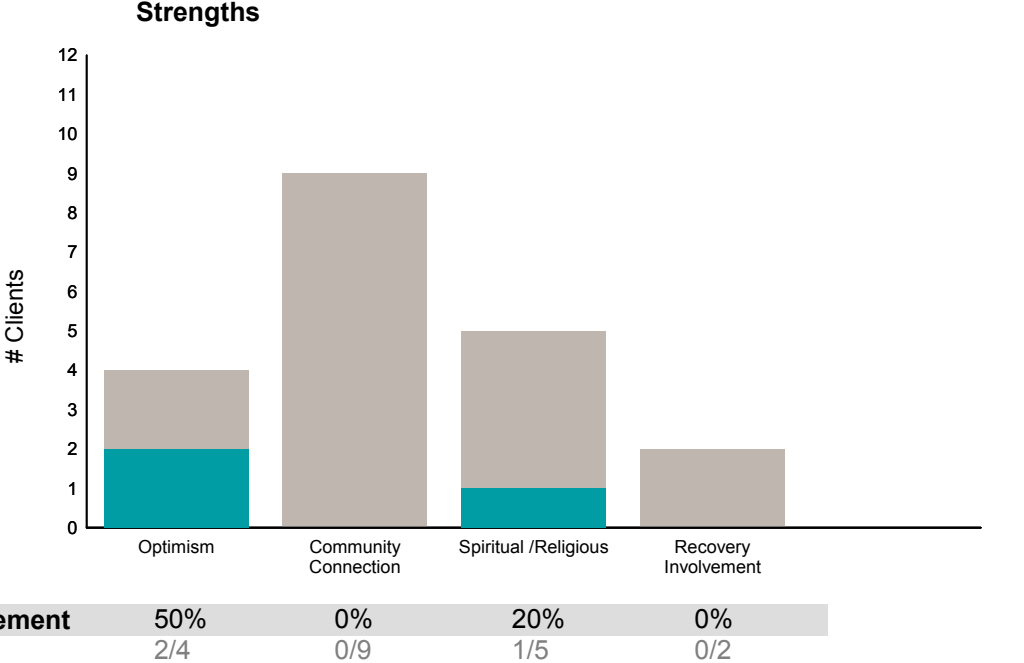
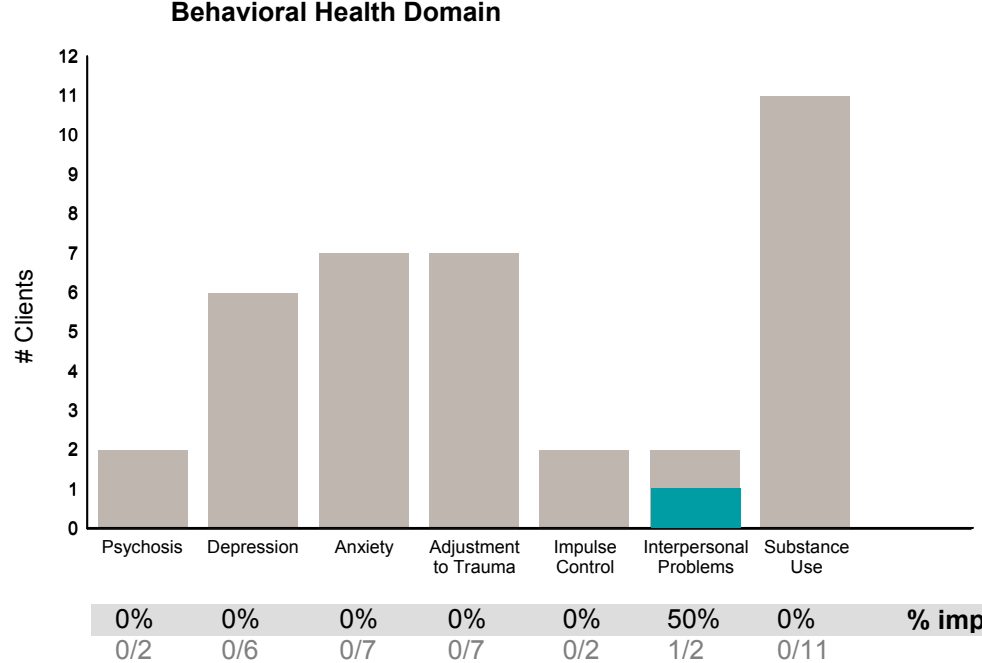
This report reflects data from 7/1/2020 - 9/30/2020



**FY20-21 Q1 Objective A.2 ANSA Outcomes Item-Level Report**  
**Citywide Case Management-NOVA (8911NO)**

Didn't Improve
  Improved
 This report looks at current ANSAs to see how many clients improved on items rated 2 or 3 from the prior ANSA.

Num of episodes w/ min. 2 ANSAs: **12**      Average days between ANSAs: **215.1**      % clients improved on min. 30% of actionable items: **25% (= 3/12)**



This report reflects data from 7/1/2020 - 9/30/2020

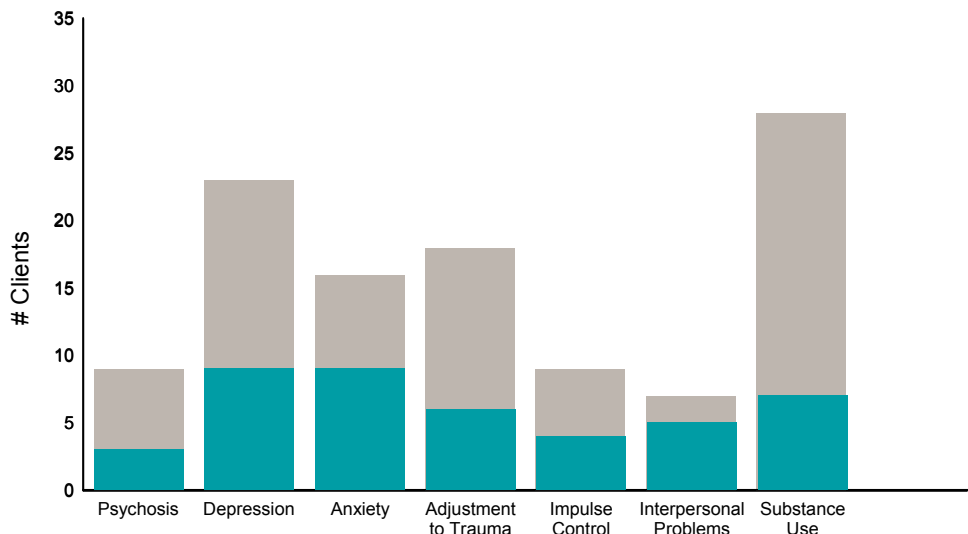


**FY20-21 Q1 Objective A.2 ANSA Outcomes Item-Level Report**  
**Citywide Case Mgm-UC Roving Te (8911RT)**

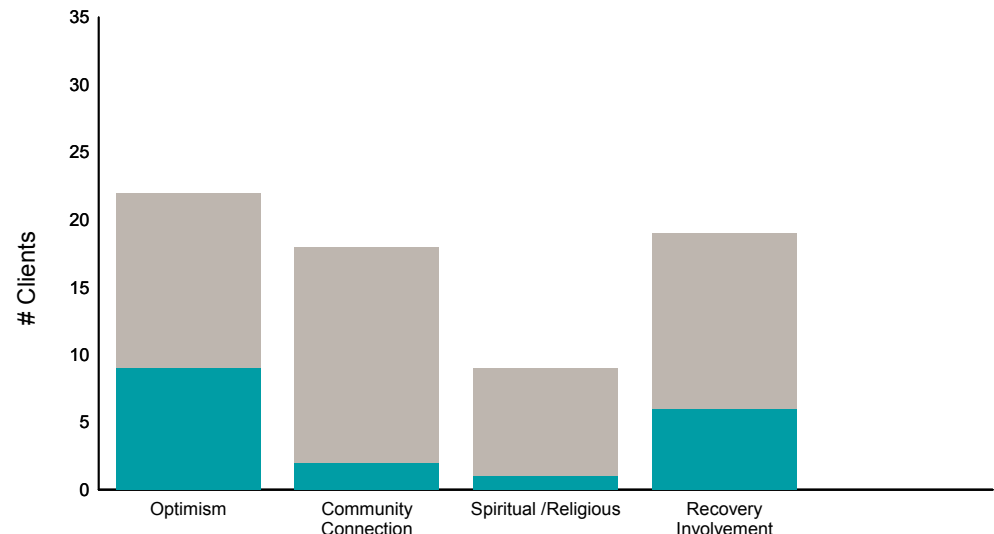
Didn't Improve
  Improved
 This report looks at current ANSAs to see how many clients improved on items rated 2 or 3 from the prior ANSA.

Num of episodes w/ min. 2 ANSAs: **34**      Average days between ANSAs: **227.5**      % clients improved on min. 30% of actionable items: **68% (= 23/34)**

**Behavioral Health Domain**

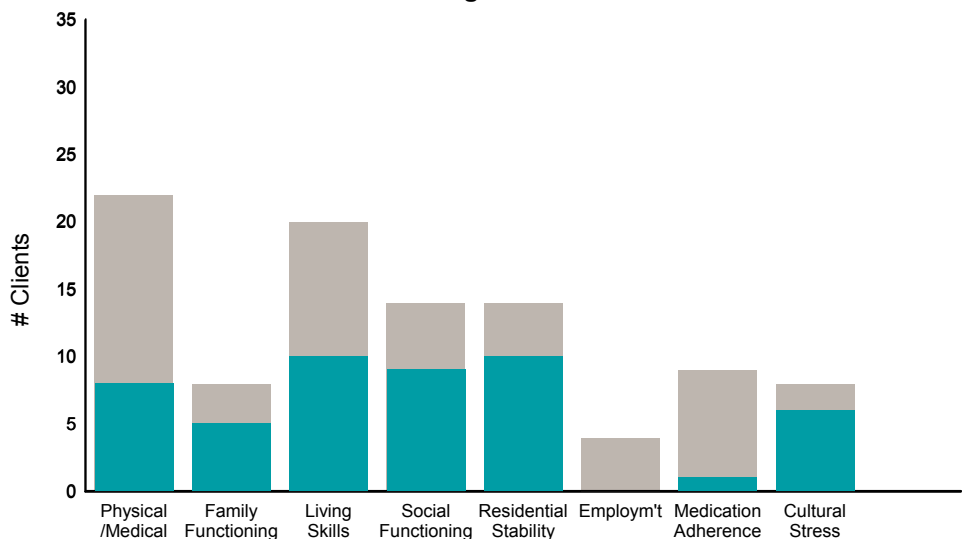


**Strengths**

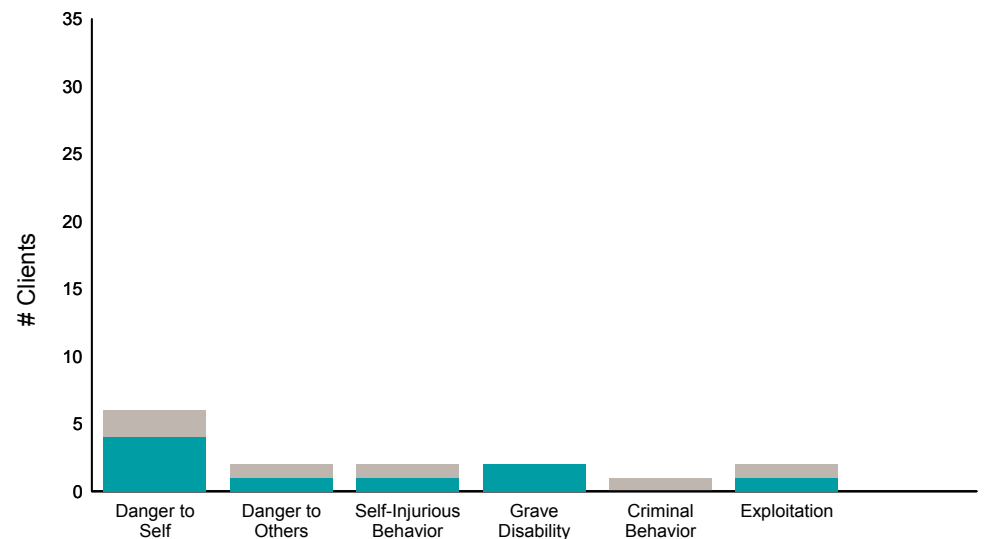


Item	% improvement
Psychosis	33% (3/9)
Depression	39% (9/23)
Anxiety	56% (9/16)
Adjustment to Trauma	33% (6/18)
Impulse Control	44% (4/9)
Interpersonal Problems	71% (5/7)
Substance Use	25% (7/28)
Optimism	41% (9/22)
Community Connection	11% (2/18)
Spiritual /Religious	11% (1/9)
Recovery Involvement	32% (6/19)

**Life Domain Functioning**



**Risk Behaviors**



Item	% improvement
Physical /Medical	36% (8/22)
Family Functioning	63% (5/8)
Living Skills	50% (10/20)
Social Functioning	64% (9/14)
Residential Stability	71% (10/14)
Employ'm't	0% (0/4)
Medication Adherence	11% (1/9)
Cultural Stress	75% (6/8)
Danger to Self	67% (4/6)
Danger to Others	50% (1/2)
Self-Injurious Behavior	50% (1/2)
Grave Disability	100% (2/2)
Criminal Behavior	0% (0/1)
Exploitation	50% (1/2)

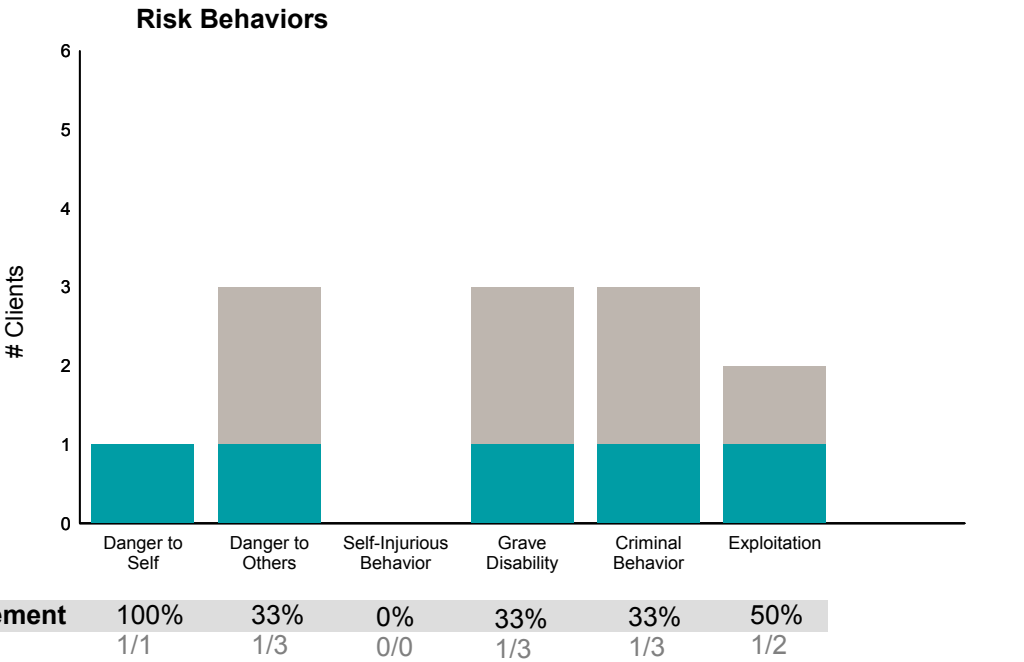
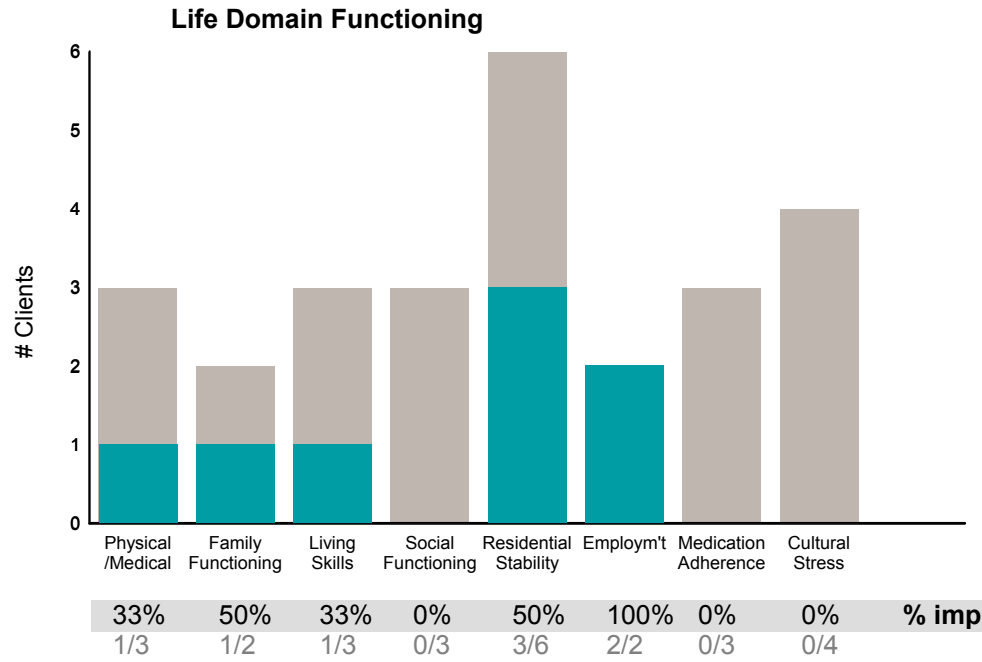
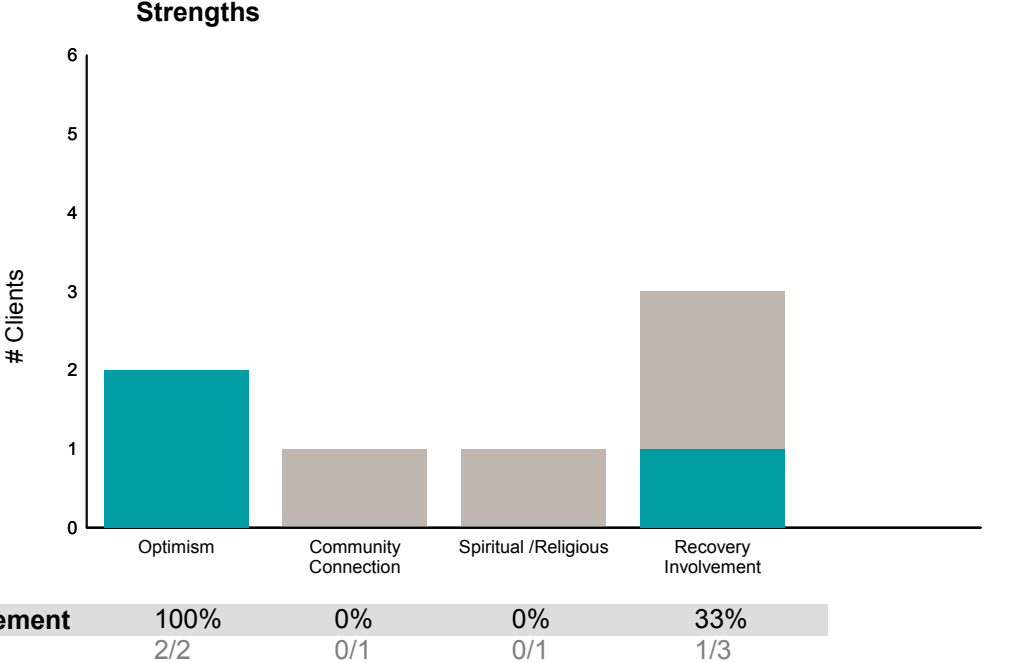
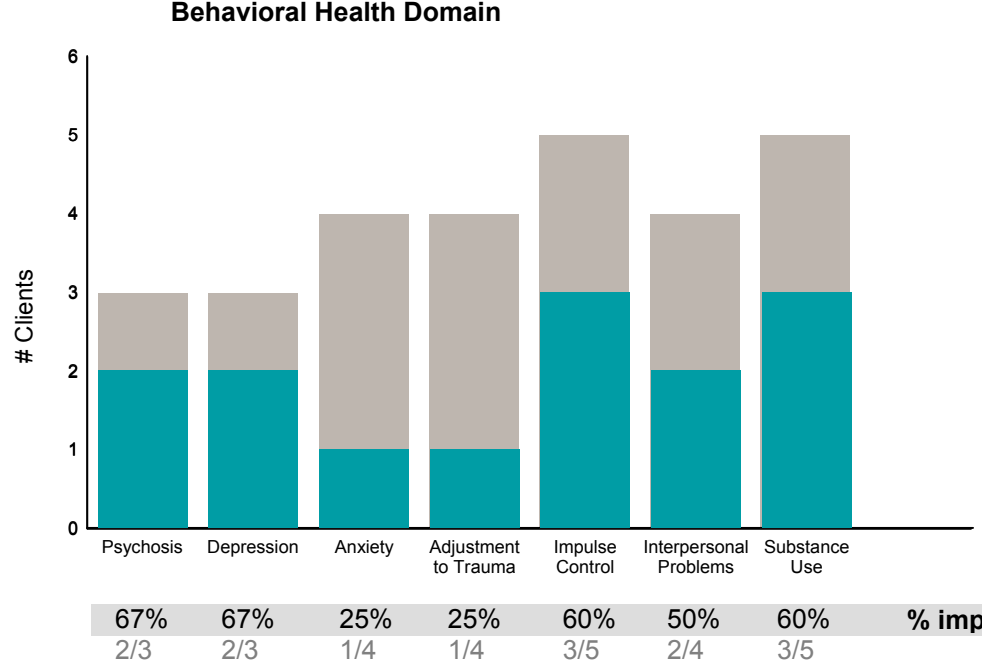
This report reflects data from 7/1/2020 - 9/30/2020



**FY20-21 Q1 Objective A.2 ANSA Outcomes Item-Level Report**  
**Citywide Community Response (8911CCR)**

Didn't Improve
  Improved
 This report looks at current ANSAs to see how many clients improved on items rated 2 or 3 from the prior ANSA.

Num of episodes w/ min. 2 ANSAs: **6**      Average days between ANSAs: **189.0**      % clients improved on min. 30% of actionable items: **50% (= 3/6)**



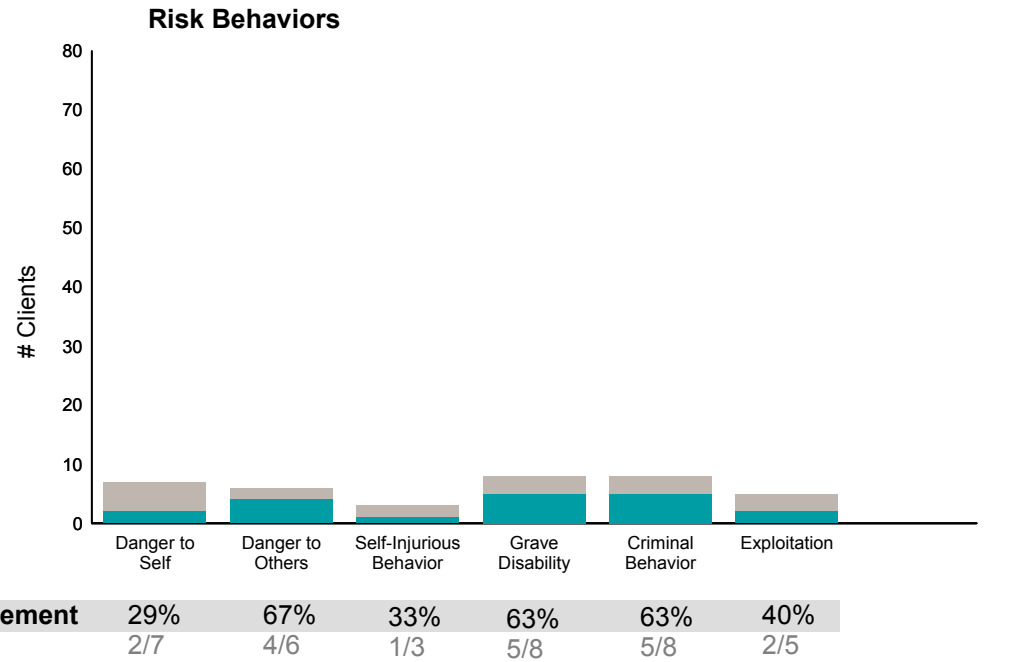
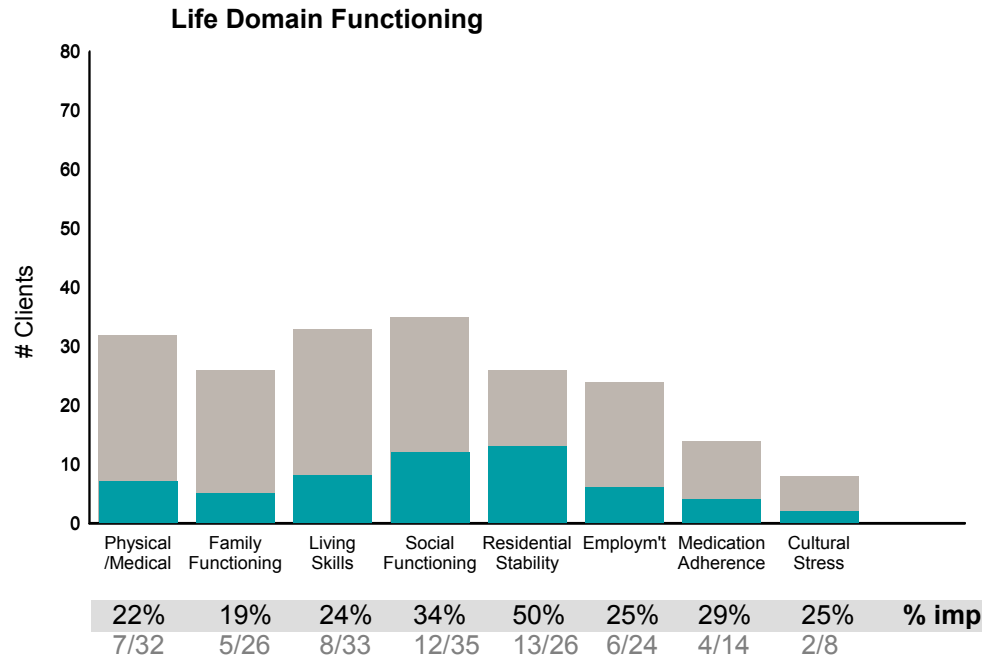
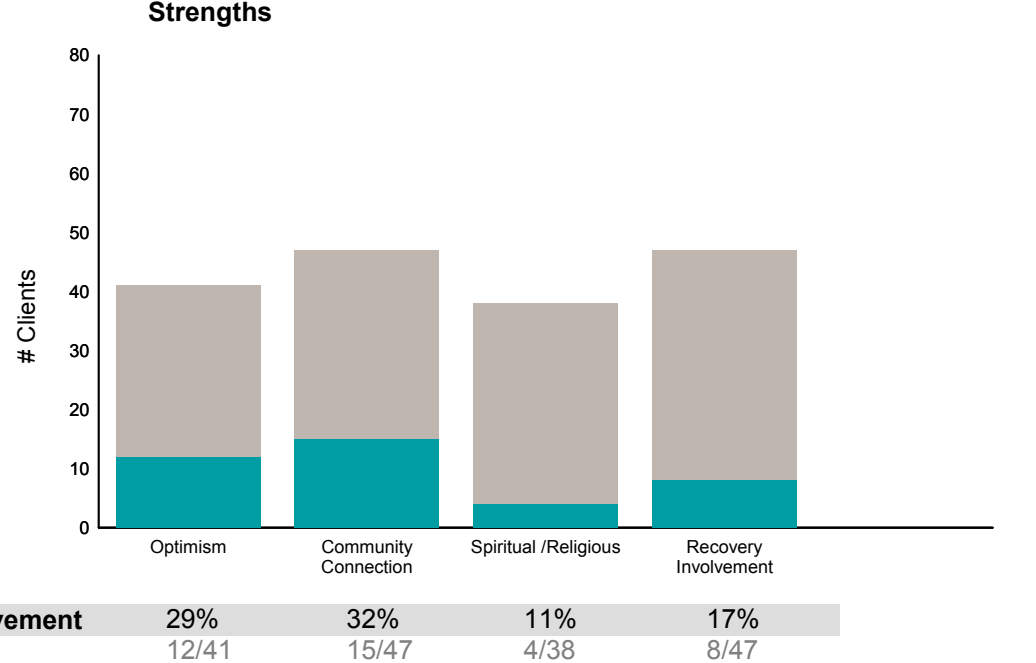
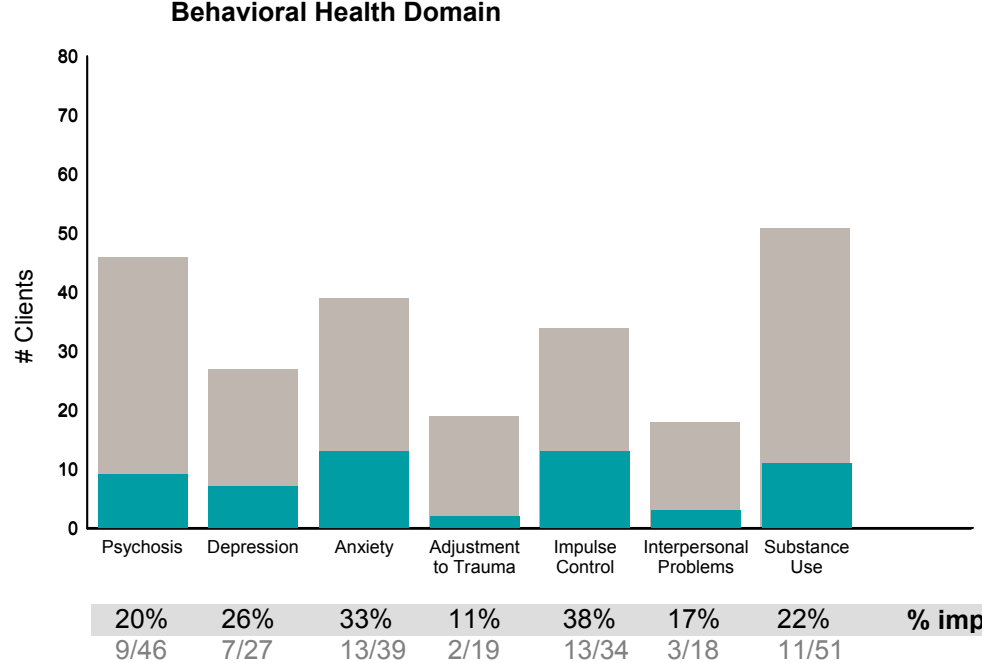
This report reflects data from 7/1/2020 - 9/30/2020



**FY20-21 Q1 Objective A.2 ANSA Outcomes Item-Level Report**  
**Citywide Focus (89113)**

Didn't Improve
  Improved
 This report looks at current ANSAs to see how many clients improved on items rated 2 or 3 from the prior ANSA.

Num of episodes w/ min. 2 ANSAs: **79**      Average days between ANSAs: **341.2**      % clients improved on min. 30% of actionable items: **47% (= 34/72)**



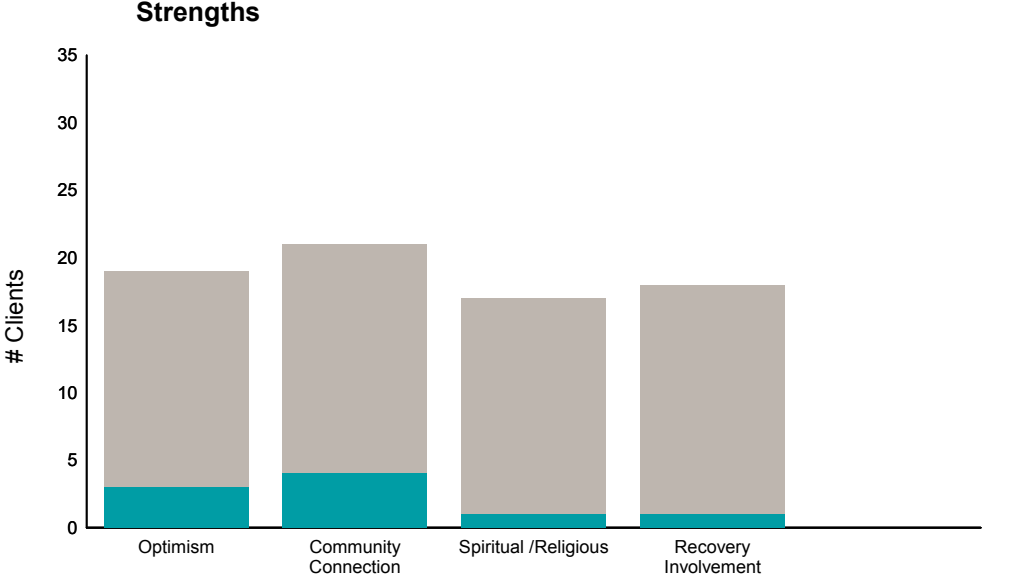
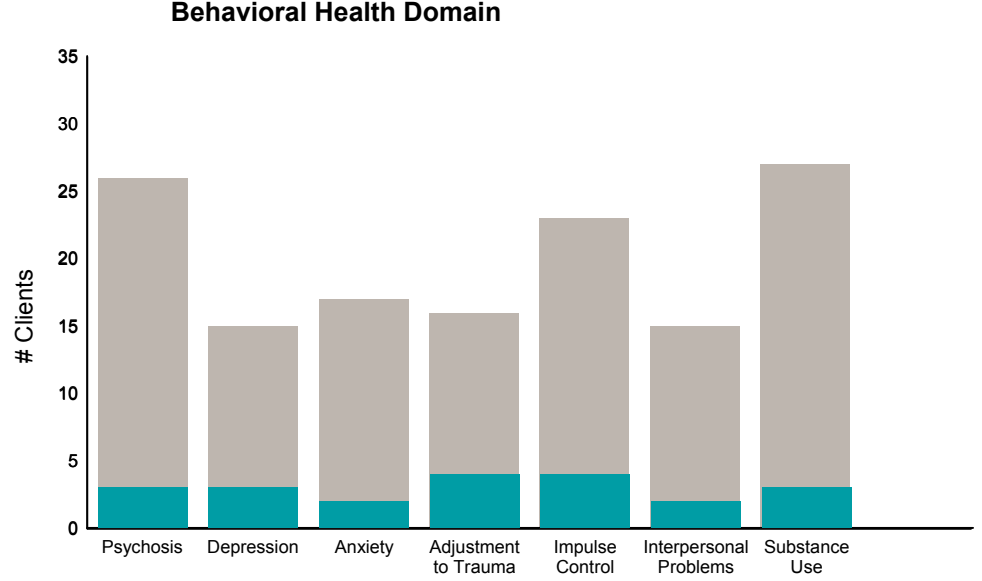
This report reflects data from 7/1/2020 - 9/30/2020



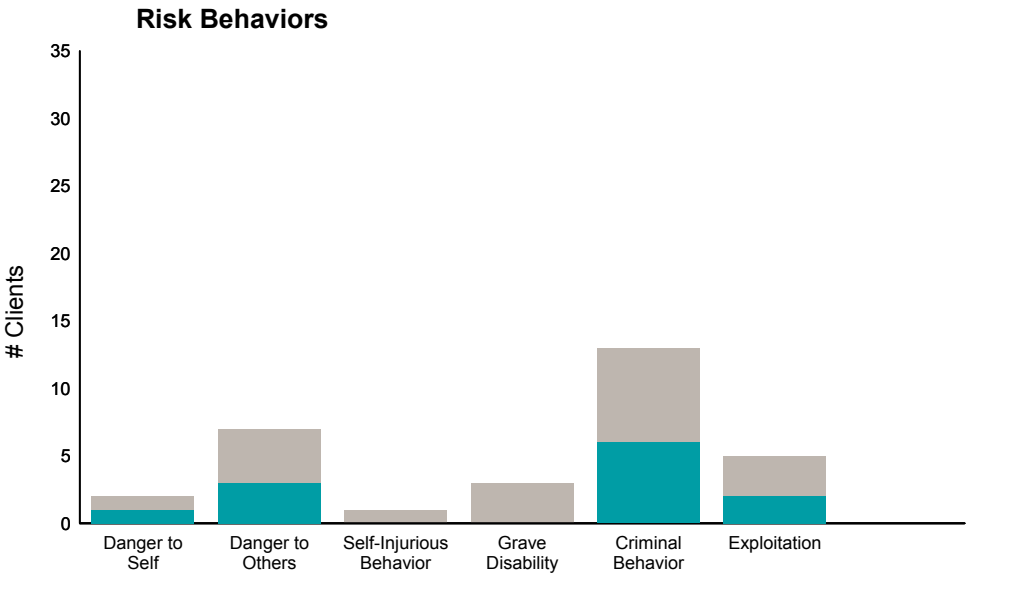
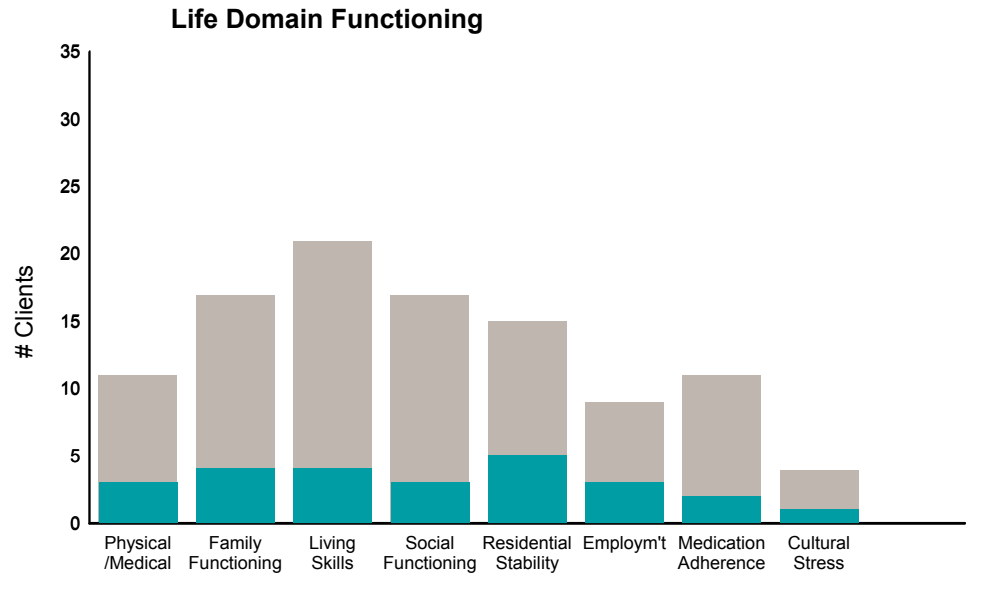
**FY20-21 Q1 Objective A.2 ANSA Outcomes Item-Level Report**  
**Citywide Forensics (89119)**

Didn't Improve
  Improved
 This report looks at current ANSAs to see how many clients improved on items rated 2 or 3 from the prior ANSA.

Num of episodes w/ min. 2 ANSAs: **33**      Average days between ANSAs: **342.0**      % clients improved on min. 30% of actionable items: **41% (= 13/32)**



12%	20%	12%	25%	17%	13%	11%	<b>% improvement</b>	16%	19%	6%	6%
3/26	3/15	2/17	4/16	4/23	2/15	3/27		3/19	4/21	1/17	1/18



27%	24%	19%	18%	33%	33%	18%	25%	<b>% improvement</b>	50%	43%	0%	0%	46%	40%
3/11	4/17	4/21	3/17	5/15	3/9	2/11	1/4		1/2	3/7	0/1	0/3	6/13	2/5

This report reflects data from 7/1/2020 - 9/30/2020

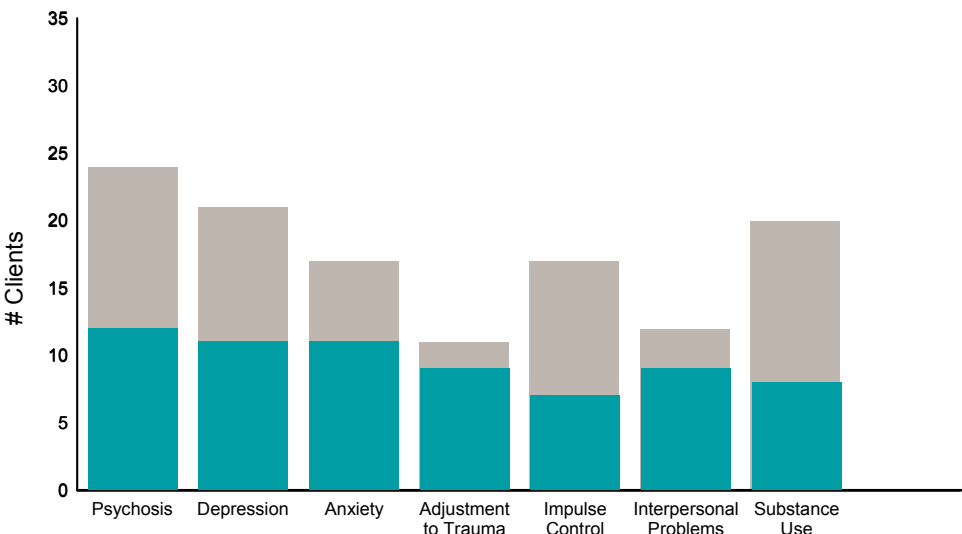


**FY20-21 Q1 Objective A.2 ANSA Outcomes Item-Level Report**  
**Citywide Linkage Team (89114MH)**

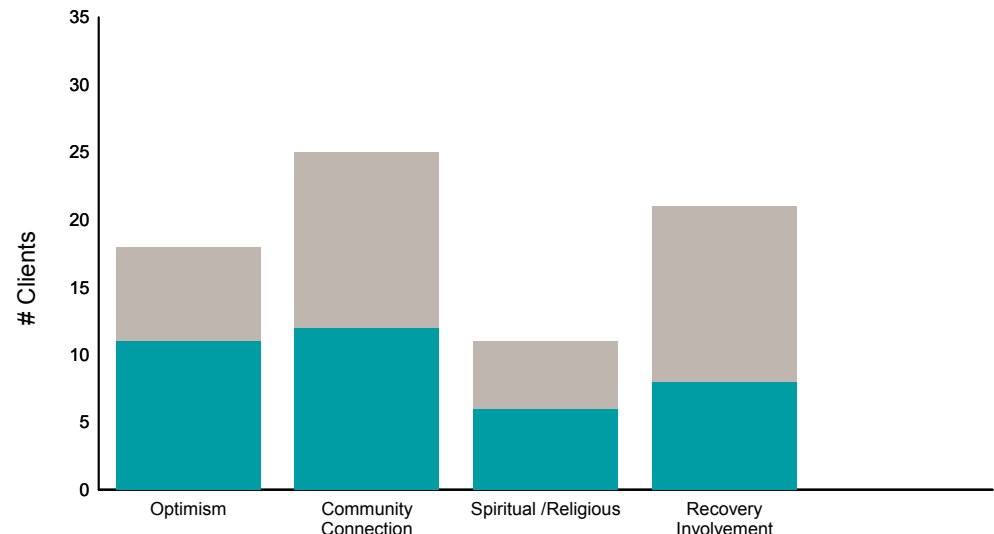
Didn't Improve
  Improved
 This report looks at current ANSAs to see how many clients improved on items rated 2 or 3 from the prior ANSA.

Num of episodes w/ min. 2 ANSAs: **31**      Average days between ANSAs: **180.3**      % clients improved on min. 30% of actionable items: **74% (= 23/31)**

**Behavioral Health Domain**

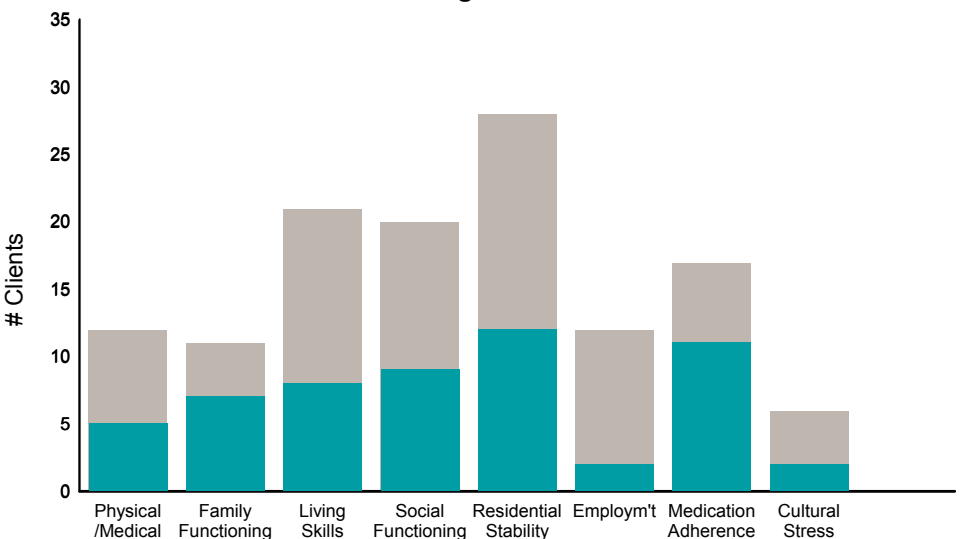


**Strengths**

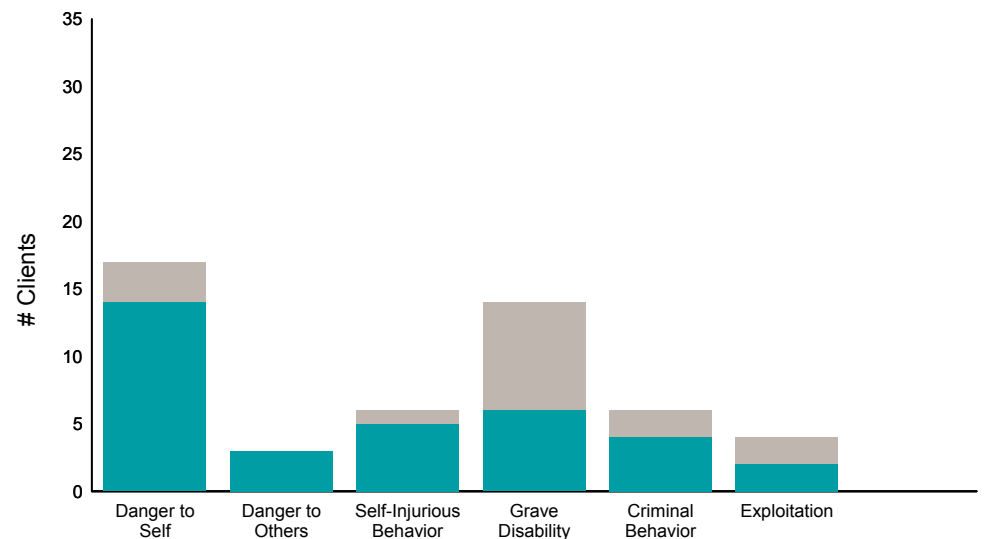


Item	% improvement	Date
Psychosis	50%	12/24
Depression	52%	11/21
Anxiety	65%	11/17
Adjustment to Trauma	82%	9/11
Impulse Control	41%	7/17
Interpersonal Problems	75%	9/12
Substance Use	40%	8/20
Optimism	61%	11/18
Community Connection	48%	12/25
Spiritual /Religious	55%	6/11
Recovery Involvement	38%	8/21

**Life Domain Functioning**



**Risk Behaviors**



Item	% improvement	Date
Physical /Medical	42%	5/12
Family Functioning	64%	7/11
Living Skills	38%	8/21
Social Functioning	45%	9/20
Residential Stability	43%	12/28
Employ'm't	17%	2/12
Medication Adherence	65%	11/17
Cultural Stress	33%	2/6
Danger to Self	82%	14/17
Danger to Others	100%	3/3
Self-Injurious Behavior	83%	5/6
Grave Disability	43%	6/14
Criminal Behavior	67%	4/6
Exploitation	50%	2/4

This report reflects data from 7/1/2020 - 9/30/2020

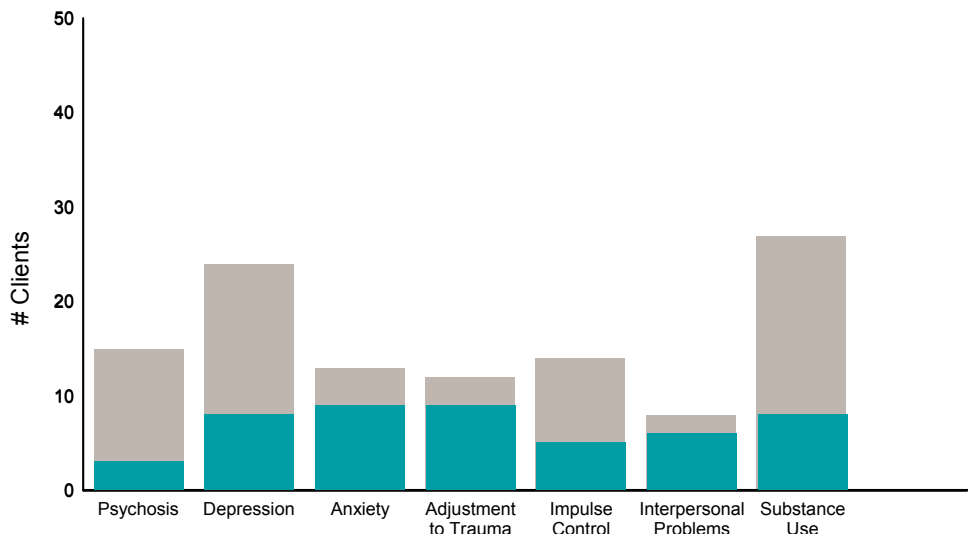


**FY20-21 Q1 Objective A.2 ANSA Outcomes Item-Level Report**  
**Citywide Svc for Supp Housing (8911SH)**

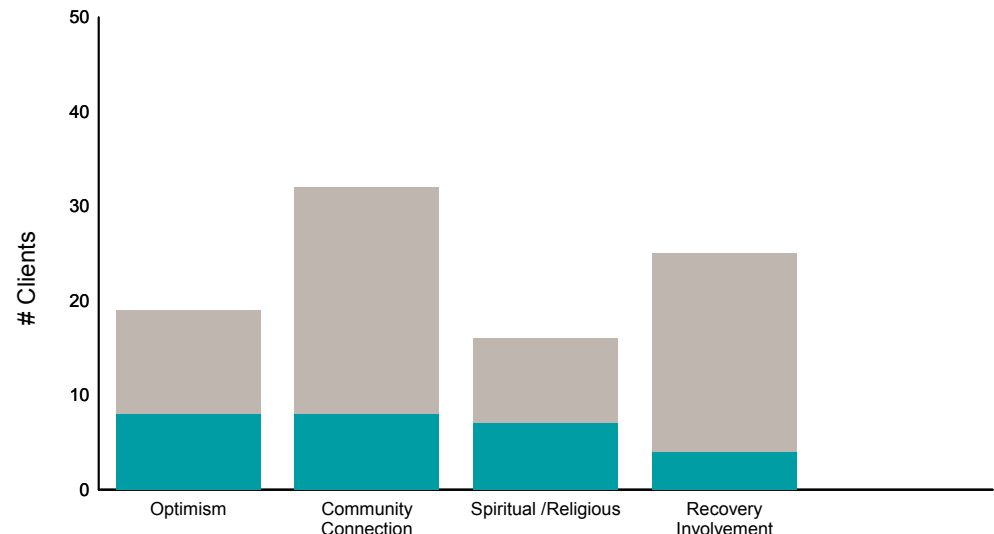
Didn't Improve
  Improved
 This report looks at current ANSAs to see how many clients improved on items rated 2 or 3 from the prior ANSA.

Num of episodes w/ min. 2 ANSAs: 46      Average days between ANSAs: 365.1      % clients improved on min. 30% of actionable items: **67% (= 29/43)**

**Behavioral Health Domain**

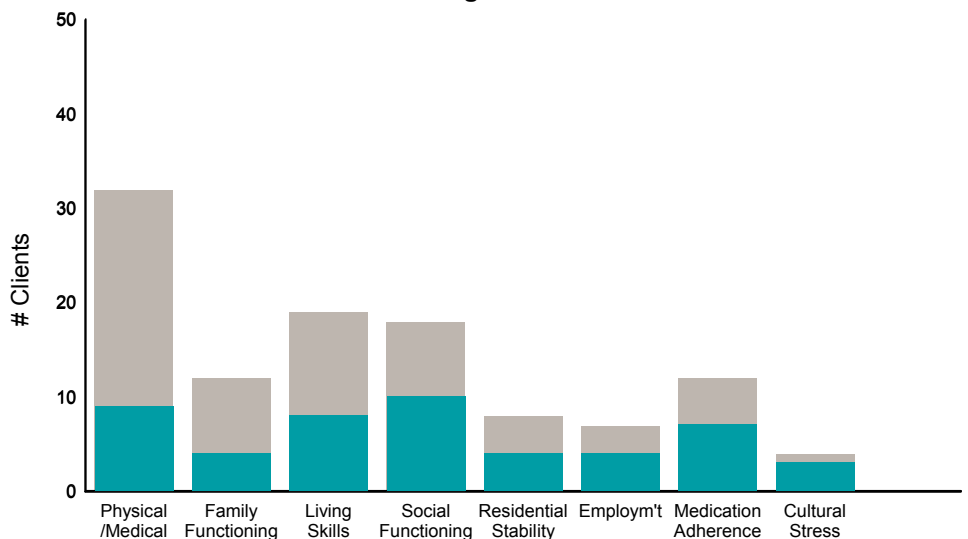


**Strengths**

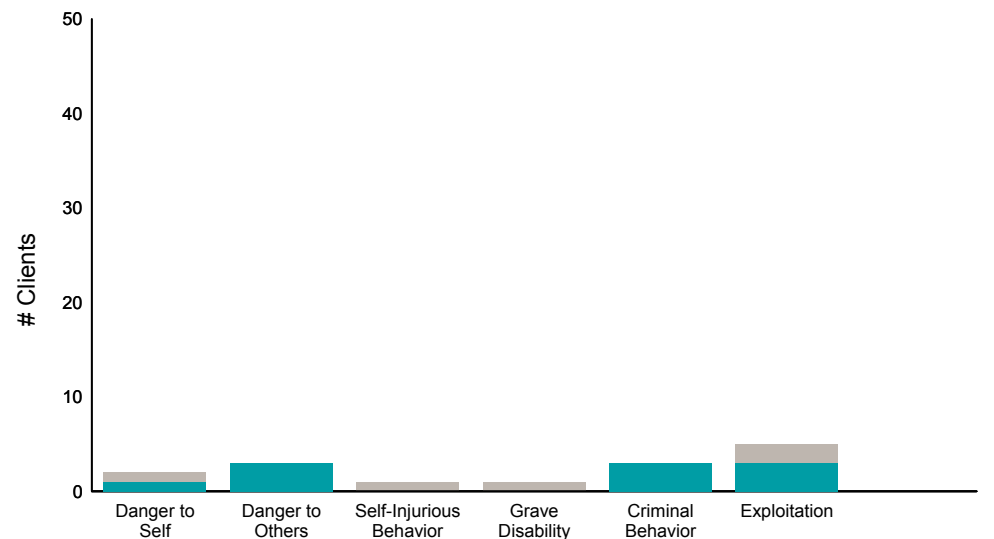


Item	Improved	Didn't Improve	% improvement
Psychosis	3/15	12/15	20%
Depression	8/24	16/24	33%
Anxiety	9/13	4/13	69%
Adjustment to Trauma	9/12	3/12	75%
Impulse Control	5/14	9/14	36%
Interpersonal Problems	6/8	2/8	75%
Substance Use	8/27	19/27	30%

**Life Domain Functioning**



**Risk Behaviors**



Item	Improved	Didn't Improve	% improvement
Physical /Medical	9/32	23/32	28%
Family Functioning	4/12	8/12	33%
Living Skills	8/19	11/19	42%
Social Functioning	10/18	8/18	56%
Residential Stability	4/8	4/8	50%
Employ'm't	4/7	3/7	57%
Medication Adherence	7/12	5/12	58%
Cultural Stress	3/4	1/4	75%

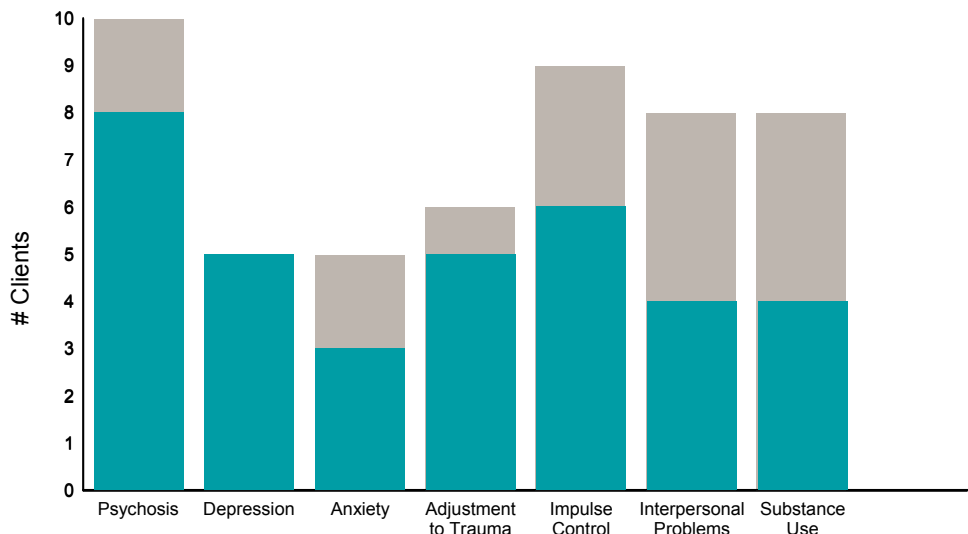
This report reflects data from 7/1/2020 - 9/30/2020

**FY20-21 Q1 Objective A.2 ANSA Outcomes Item-Level Report**  
**Citywide-Assisted Outpatient (8911AO)**

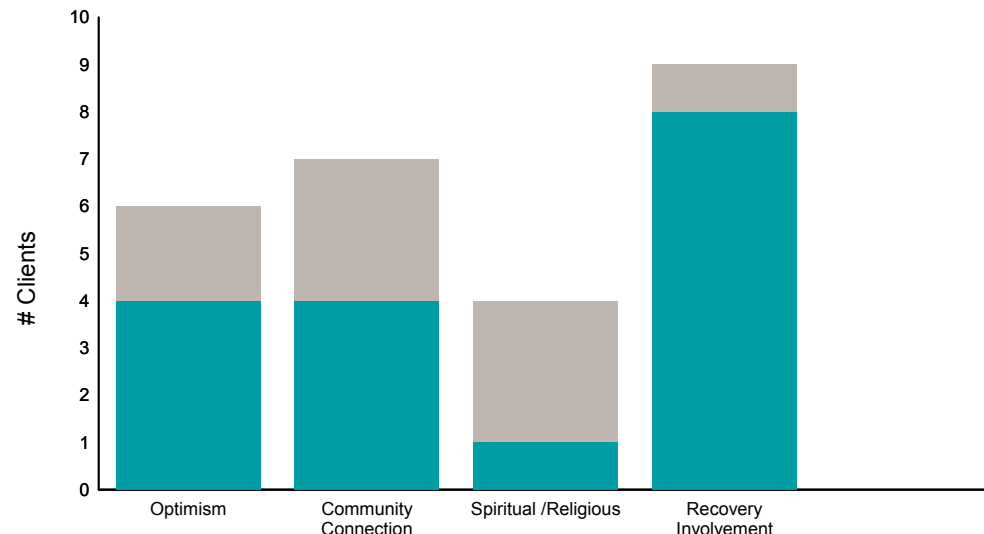
Didn't Improve
  Improved
 This report looks at current ANSAs to see how many clients improved on items rated 2 or 3 from the prior ANSA.

Num of episodes w/ min. 2 ANSAs: 10      Average days between ANSAs: 294.8      % clients improved on min. 30% of actionable items: **100% (= 10/10)**

**Behavioral Health Domain**

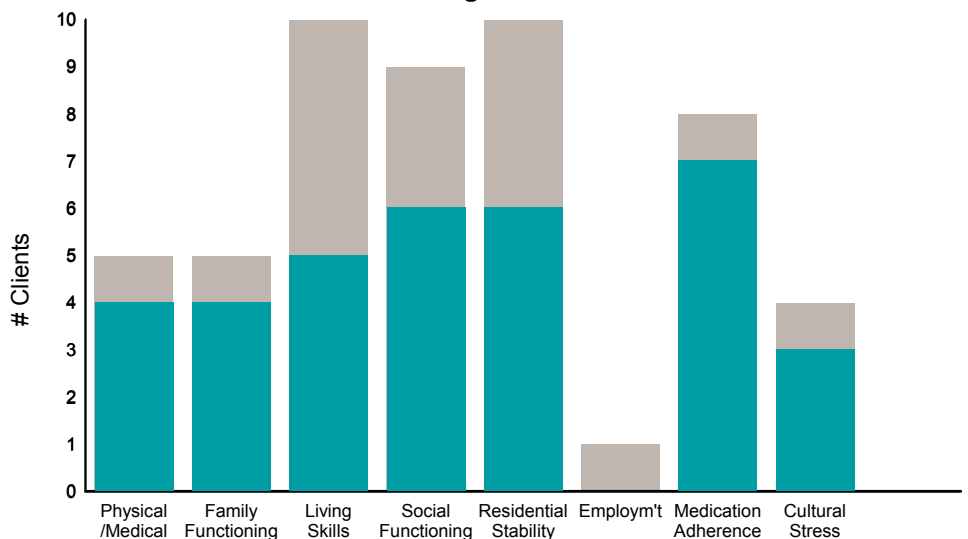


**Strengths**

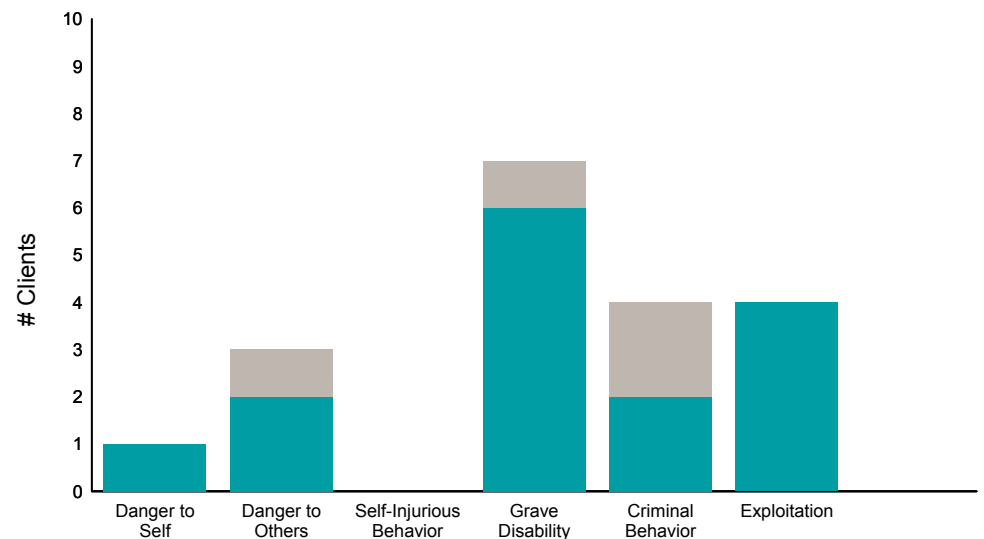


Item	% improvement
Psychosis	80% (8/10)
Depression	100% (5/5)
Anxiety	60% (3/5)
Adjustment to Trauma	83% (5/6)
Impulse Control	67% (6/9)
Interpersonal Problems	50% (4/8)
Substance Use	50% (4/8)
Optimism	67% (4/6)
Community Connection	57% (4/7)
Spiritual /Religious	25% (1/4)
Recovery Involvement	89% (8/9)

**Life Domain Functioning**



**Risk Behaviors**



Item	% improvement
Physical /Medical	80% (4/5)
Family Functioning	80% (4/5)
Living Skills	50% (5/10)
Social Functioning	67% (6/9)
Residential Stability	60% (6/10)
Employment	0% (0/1)
Medication Adherence	88% (7/8)
Cultural Stress	75% (3/4)
Danger to Self	100% (1/1)
Danger to Others	67% (2/3)
Self-Injurious Behavior	0% (0/0)
Grave Disability	86% (6/7)
Criminal Behavior	50% (2/4)
Exploitation	100% (4/4)

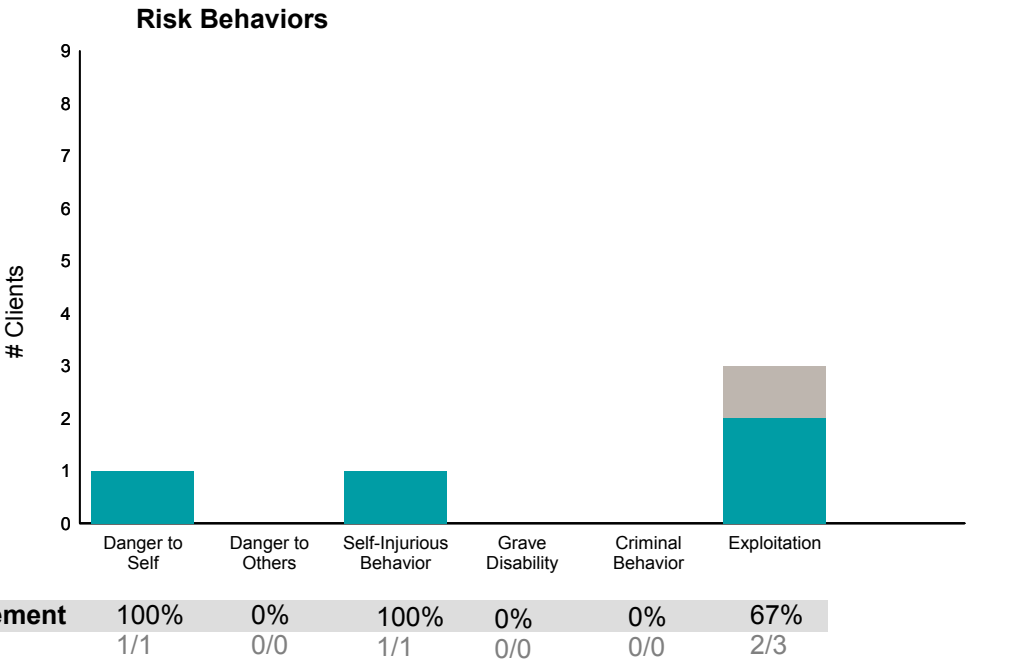
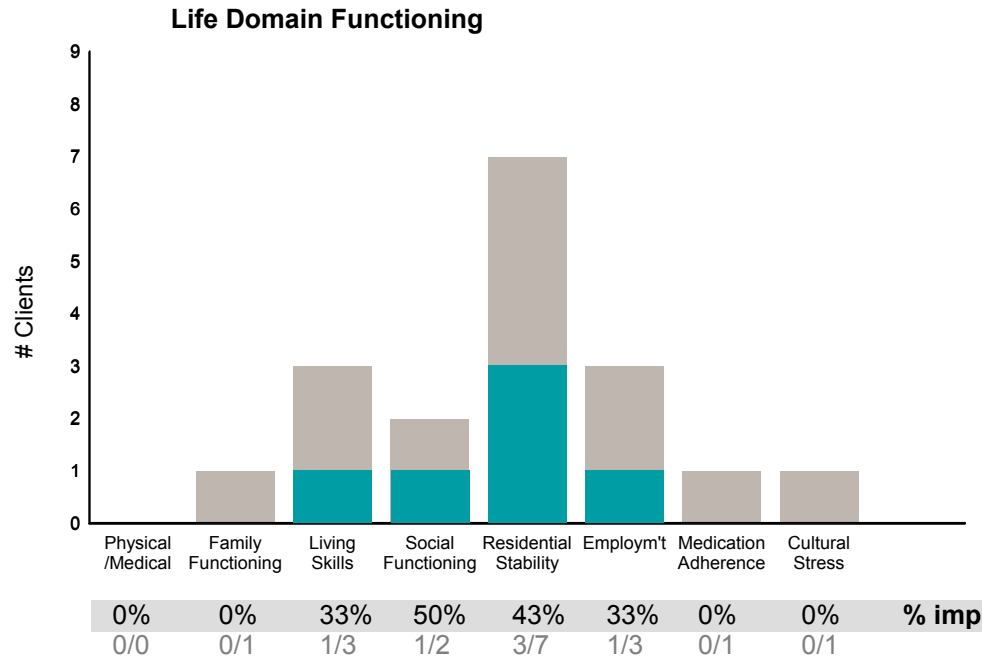
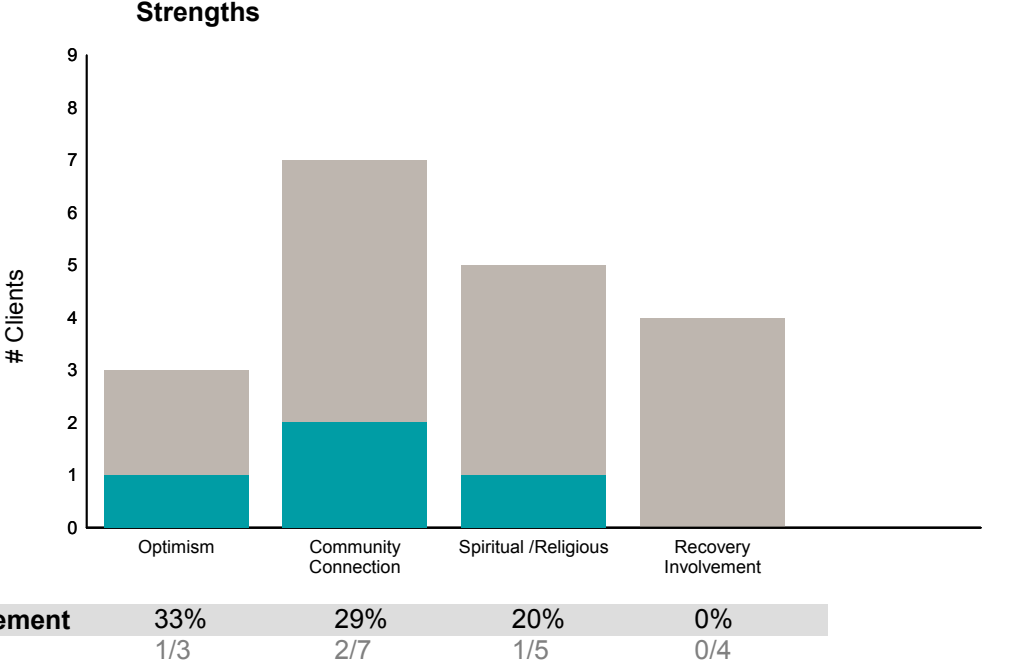
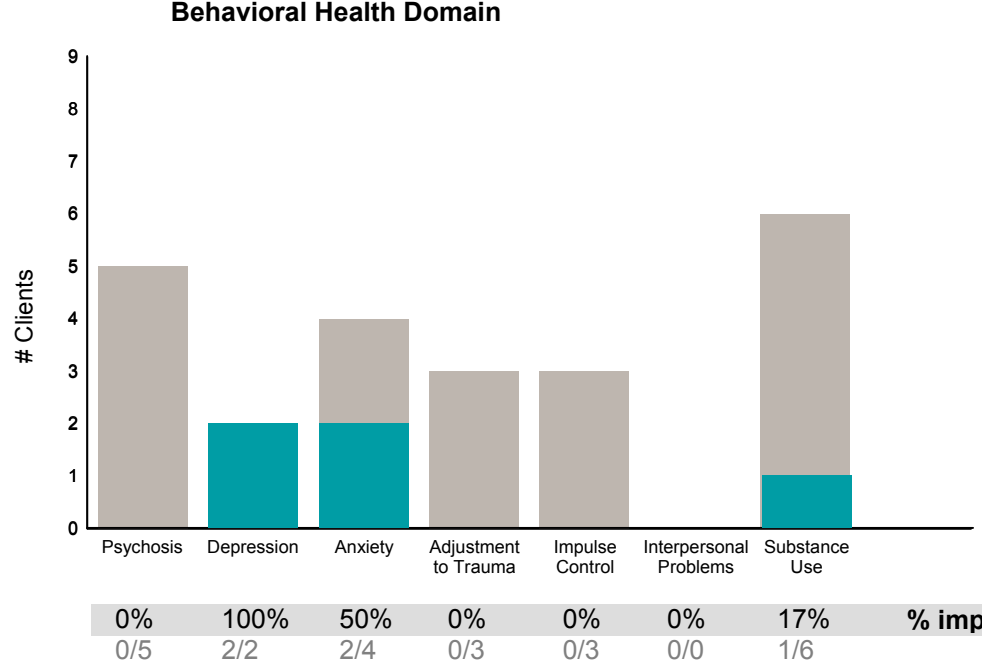
This report reflects data from 7/1/2020 - 9/30/2020



**FY20-21 Q1 Objective A.2 ANSA Outcomes Item-Level Report**  
**Clay Street Residential & Day Treatment (89851, 89852)**

Didn't Improve
  Improved
 This report looks at current ANSAs to see how many clients improved on items rated 2 or 3 from the prior ANSA.

Num of episodes w/ min. 2 ANSAs: **9**      Average days between ANSAs: **169.3**      % clients improved on min. 30% of actionable items: **50% (= 4/8)**



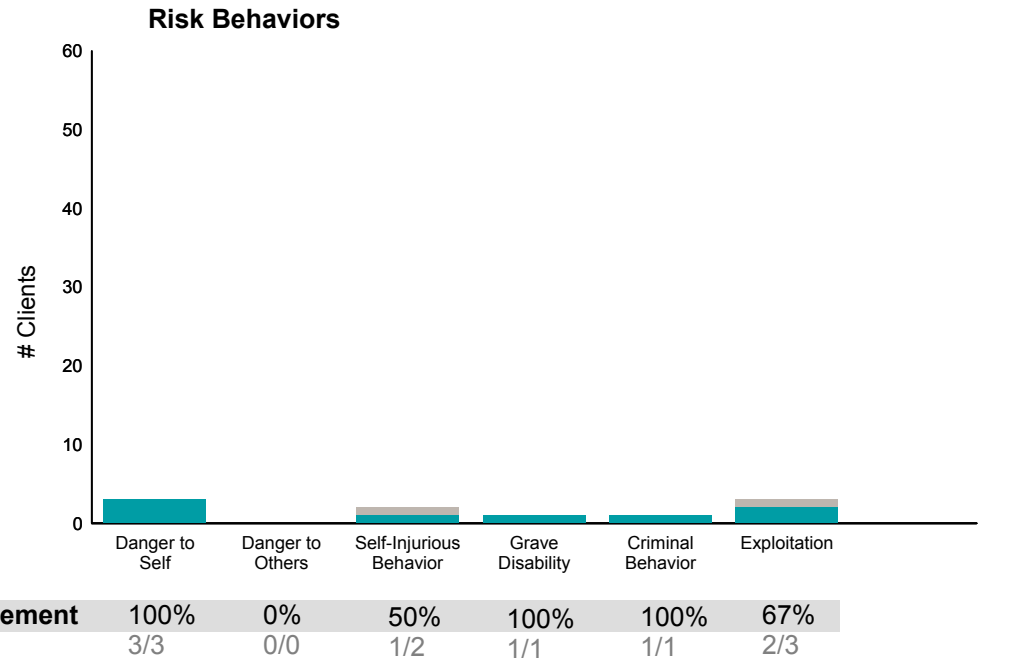
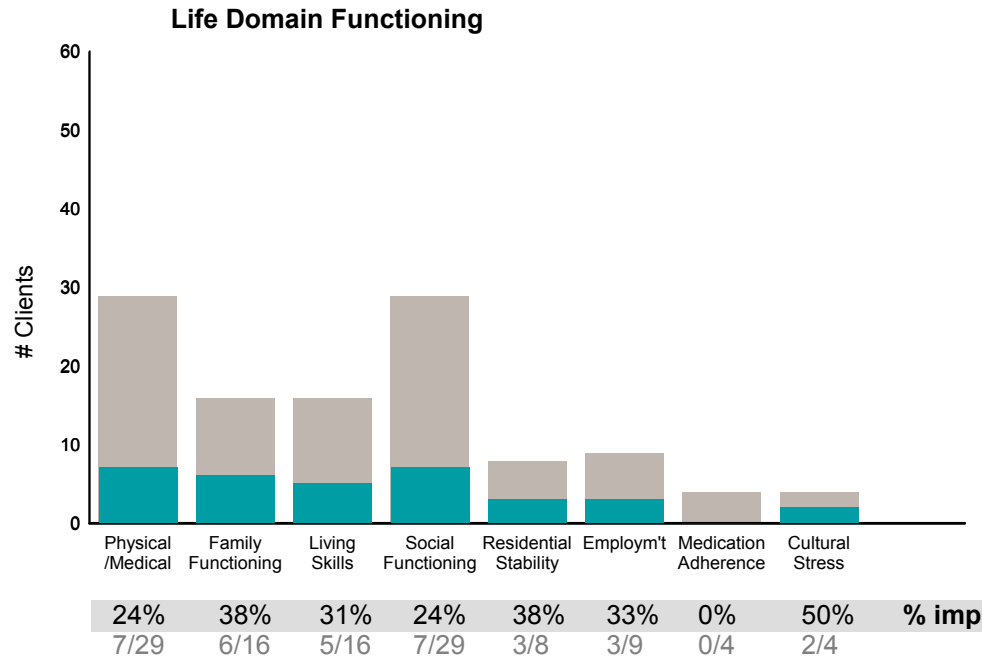
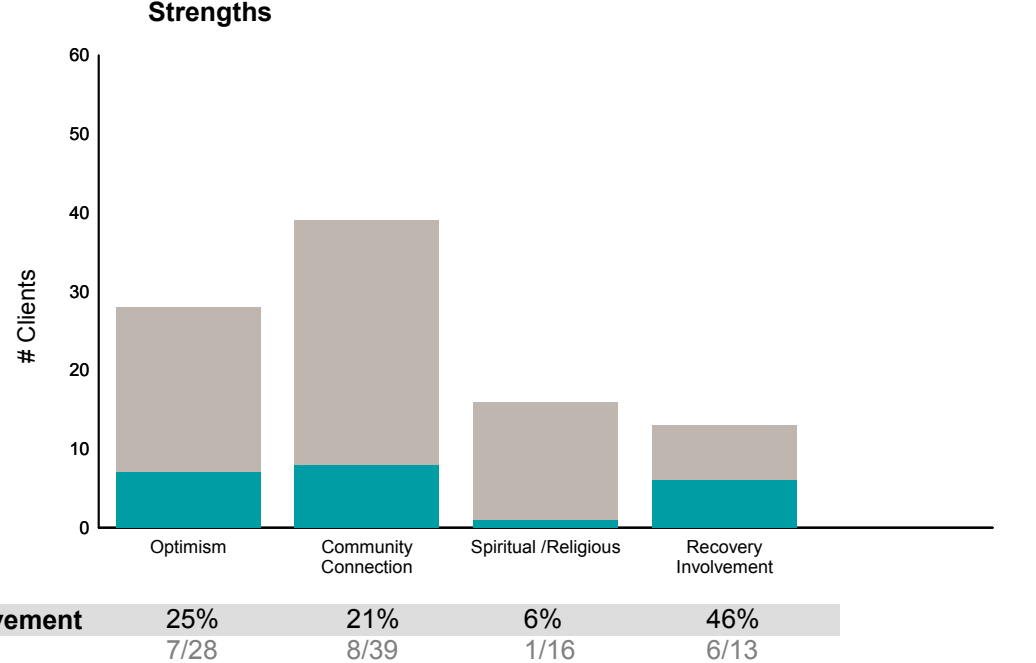
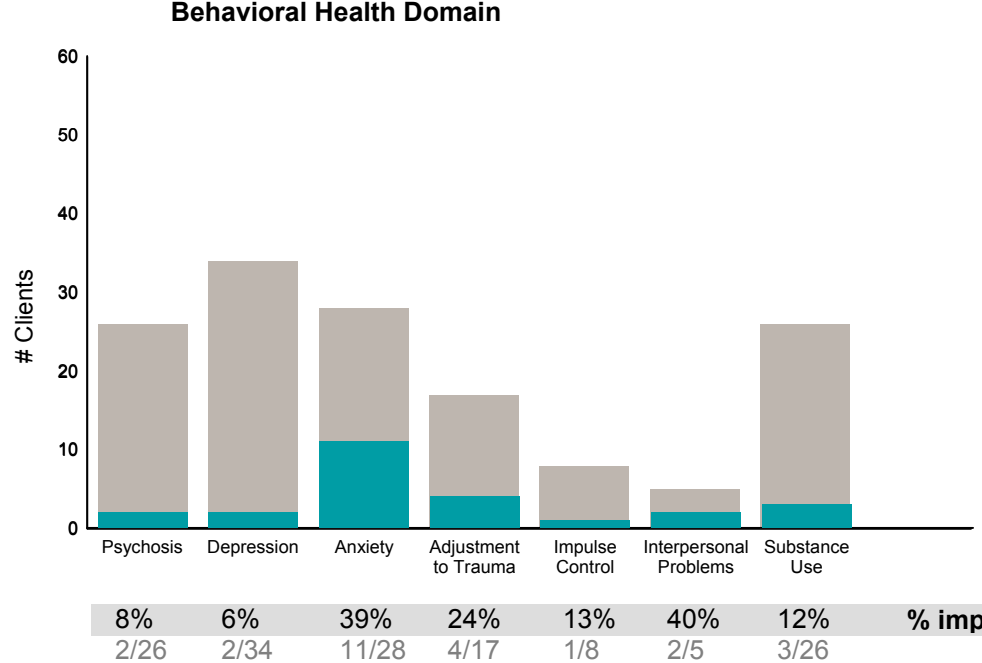
This report reflects data from 7/1/2020 - 9/30/2020



**FY20-21 Q1 Objective A.2 ANSA Outcomes Item-Level Report**  
**Conard House Outpatient Services (89492)**

Didn't Improve
  Improved
 This report looks at current ANSAs to see how many clients improved on items rated 2 or 3 from the prior ANSA.

Num of episodes w/ min. 2 ANSAs: **59**      Average days between ANSAs: **335.1**      % clients improved on min. 30% of actionable items: **40% (= 23/58)**



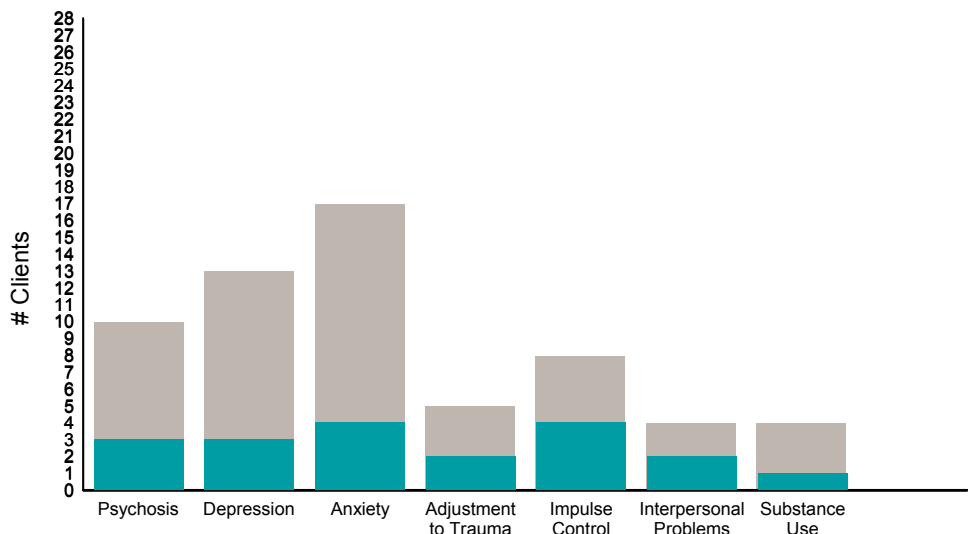
This report reflects data from 7/1/2020 - 9/30/2020

**FY20-21 Q1 Objective A.2 ANSA Outcomes Item-Level Report**  
**Cooperative Apartment P.P Opt (3838OP)**

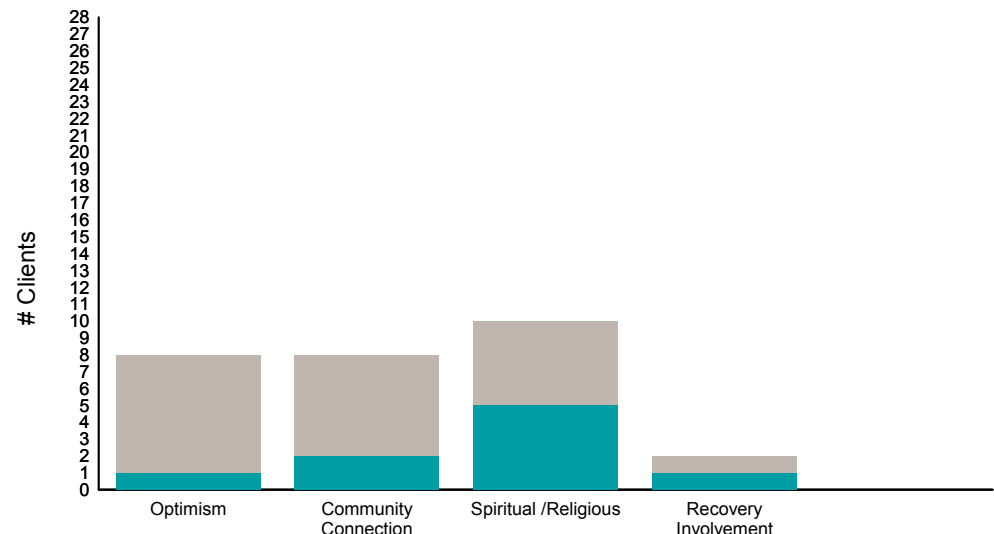
Didn't Improve
  Improved
 This report looks at current ANSAs to see how many clients improved on items rated 2 or 3 from the prior ANSA.

Num of episodes w/ min. 2 ANSAs: 25      Average days between ANSAs: 407.9      % clients improved on min. 30% of actionable items: **71% (= 17/24)**

**Behavioral Health Domain**

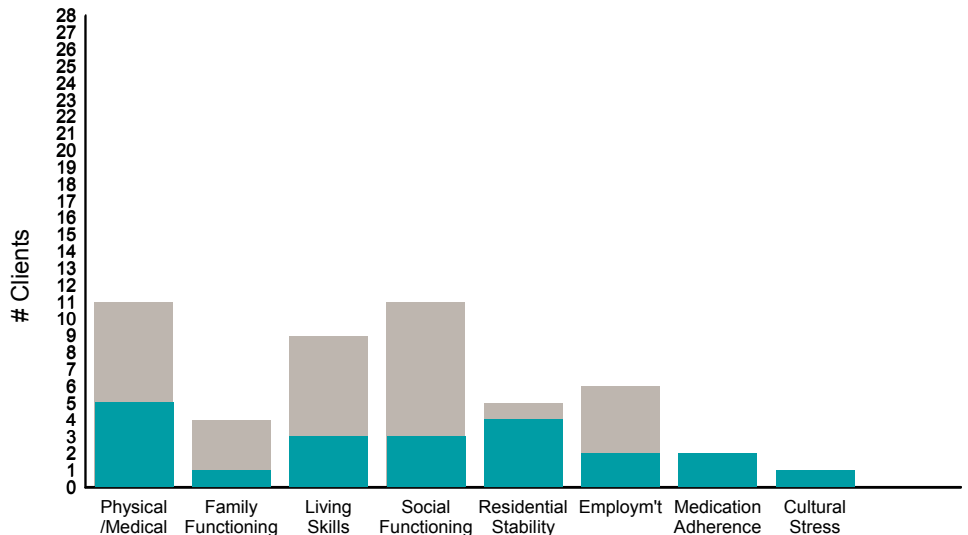


**Strengths**

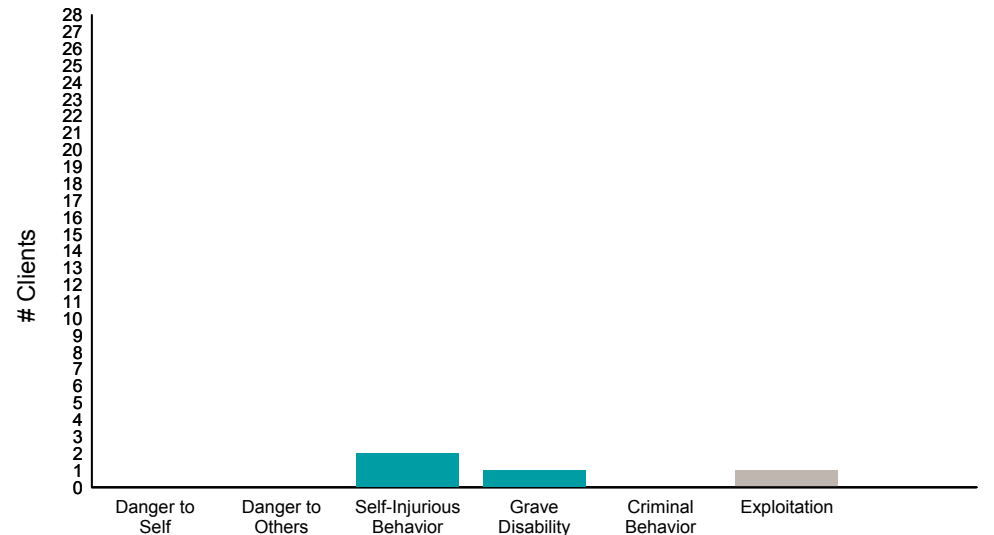


Item	% improvement
Psychosis	30% (3/10)
Depression	23% (3/13)
Anxiety	24% (4/17)
Adjustment to Trauma	40% (2/5)
Impulse Control	50% (4/8)
Interpersonal Problems	50% (2/4)
Substance Use	25% (1/4)
Optimism	13% (1/8)
Community Connection	25% (2/8)
Spiritual /Religious	50% (5/10)
Recovery Involvement	50% (1/2)

**Life Domain Functioning**



**Risk Behaviors**



Item	% improvement
Physical /Medical	45% (5/11)
Family Functioning	25% (1/4)
Living Skills	33% (3/9)
Social Functioning	27% (3/11)
Residential Stability	80% (4/5)
Employ'm't	33% (2/6)
Medication Adherence	100% (2/2)
Cultural Stress	100% (1/1)
Danger to Self	0% (0/0)
Danger to Others	0% (0/0)
Self-Injurious Behavior	100% (2/2)
Grave Disability	100% (1/1)
Criminal Behavior	0% (0/0)
Exploitation	0% (0/1)

This report reflects data from 7/1/2020 - 9/30/2020

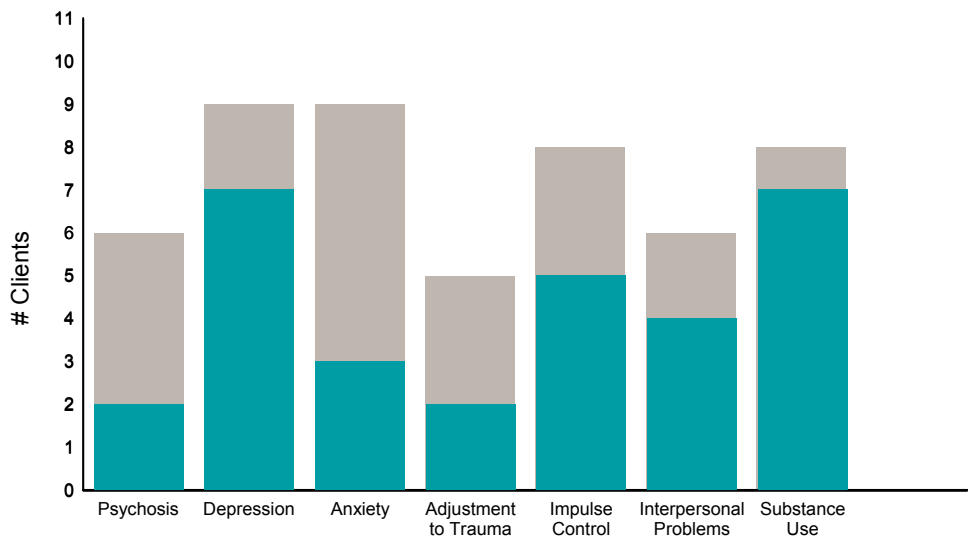


**FY20-21 Q1 Objective A.2 ANSA Outcomes Item-Level Report**  
**Cortland House Residential Prog (38631)**

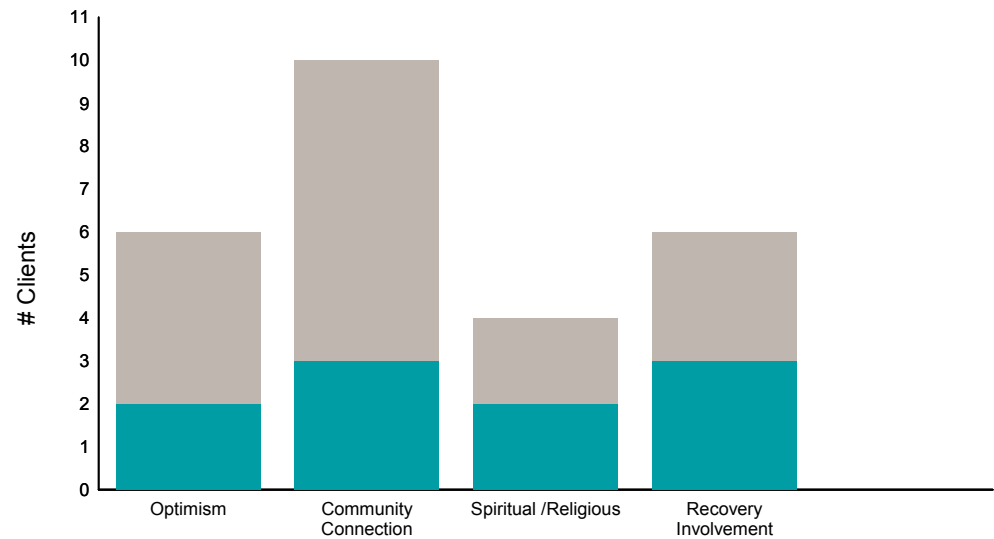
Didn't Improve
  Improved
 This report looks at current ANSAs to see how many clients improved on items rated 2 or 3 from the prior ANSA.

Num of episodes w/ min. 2 ANSAs: 11      Average days between ANSAs: 73.4      % clients improved on min. 30% of actionable items: **73% (= 8/11)**

**Behavioral Health Domain**

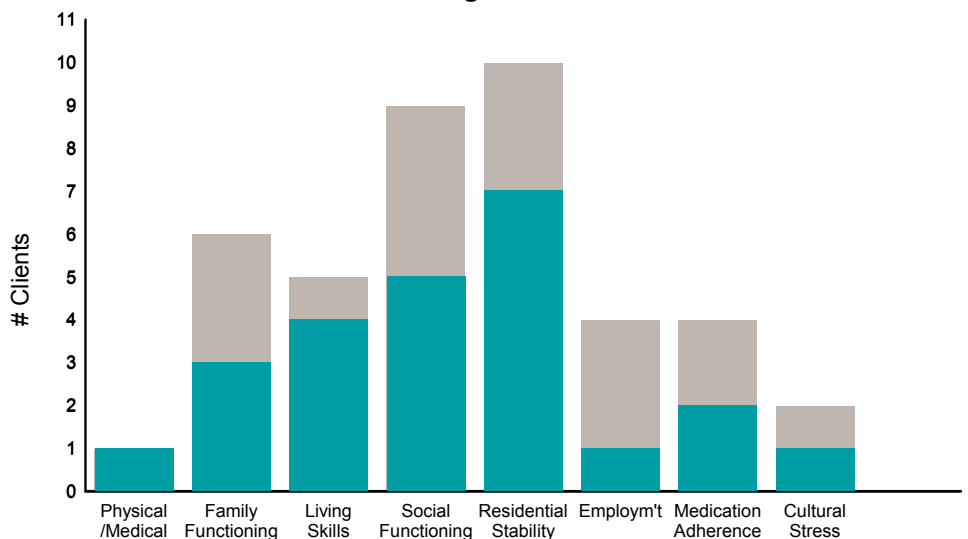


**Strengths**

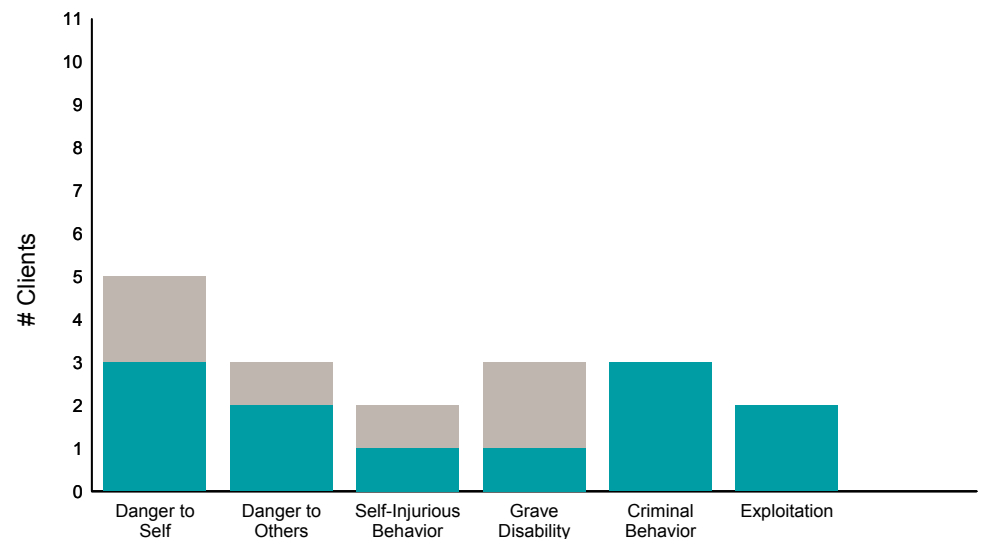


Item	% improvement
Psychosis	33% (2/6)
Depression	78% (7/9)
Anxiety	33% (3/9)
Adjustment to Trauma	40% (2/5)
Impulse Control	63% (5/8)
Interpersonal Problems	67% (4/6)
Substance Use	88% (7/8)
Optimism	33% (2/6)
Community Connection	30% (3/10)
Spiritual /Religious	50% (2/4)
Recovery Involvement	50% (3/6)

**Life Domain Functioning**



**Risk Behaviors**



Item	% improvement
Physical /Medical	100% (1/1)
Family Functioning	50% (3/6)
Living Skills	80% (4/5)
Social Functioning	56% (5/9)
Residential Stability	70% (7/10)
Employ'm't	25% (1/4)
Medication Adherence	50% (2/4)
Cultural Stress	50% (1/2)
Danger to Self	60% (3/5)
Danger to Others	67% (2/3)
Self-Injurious Behavior	50% (1/2)
Grave Disability	33% (1/3)
Criminal Behavior	100% (3/3)
Exploitation	100% (2/2)

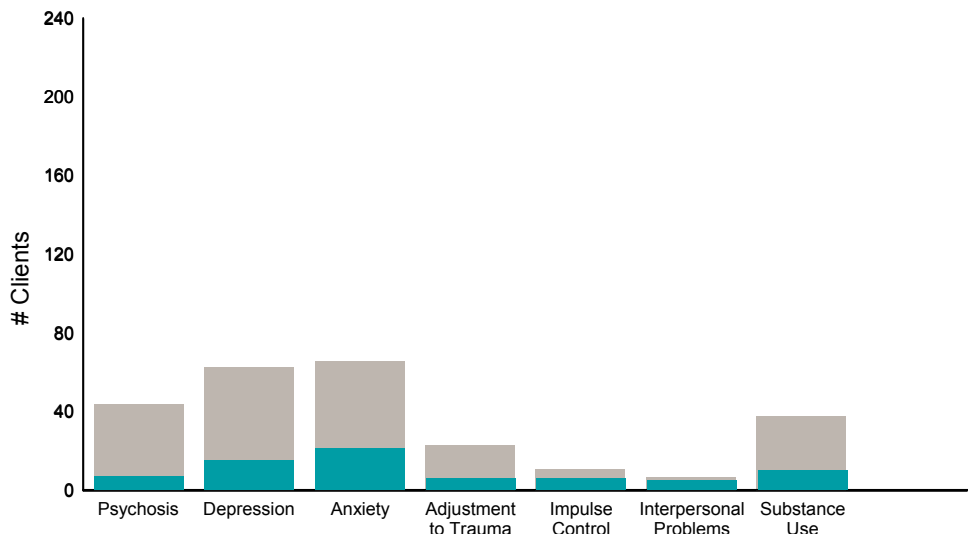
This report reflects data from 7/1/2020 - 9/30/2020



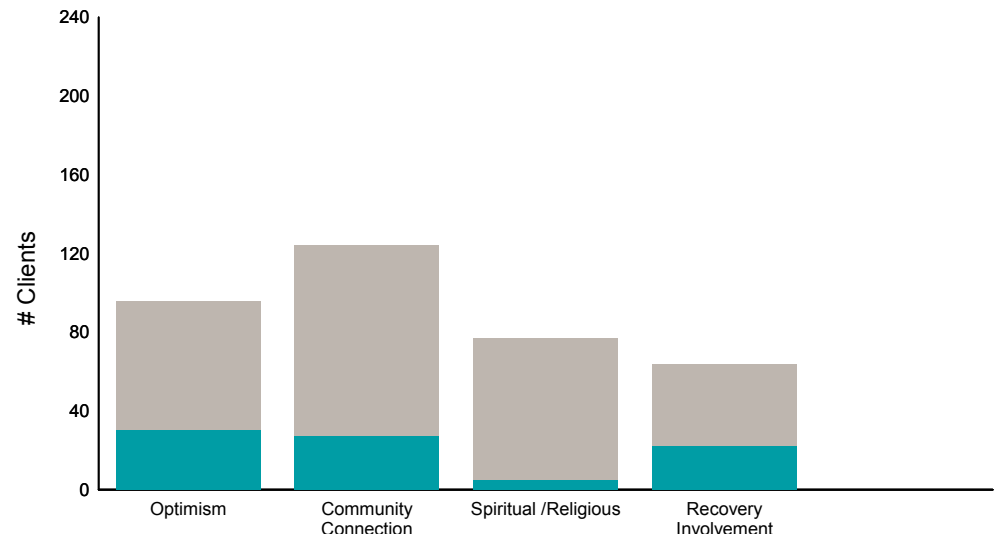
Didn't Improve
  Improved
 This report looks at current ANSAs to see how many clients improved on items rated 2 or 3 from the prior ANSA.

Num of episodes w/ min. 2 ANSAs: 232      Average days between ANSAs: 372.2      % clients improved on min. 30% of actionable items: **44% (= 87/199)**

**Behavioral Health Domain**

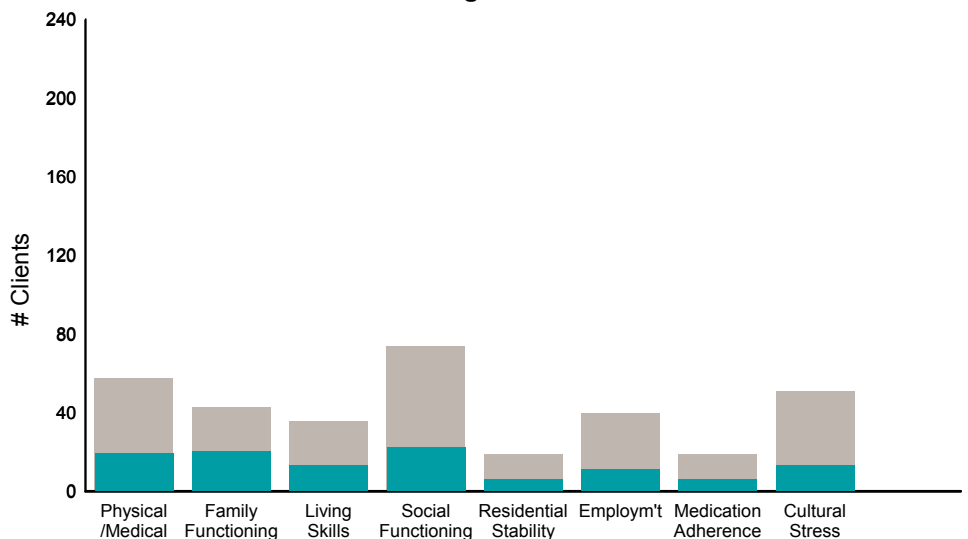


**Strengths**



Item	% improvement
Psychosis	16% (7/44)
Depression	24% (15/63)
Anxiety	32% (21/66)
Adjustment to Trauma	26% (6/23)
Impulse Control	55% (6/11)
Interpersonal Problems	71% (5/7)
Substance Use	26% (10/38)
Optimism	31% (30/96)
Community Connection	22% (27/124)
Spiritual /Religious	6% (5/77)
Recovery Involvement	34% (22/64)

**Life Domain Functioning**



**Risk Behaviors**

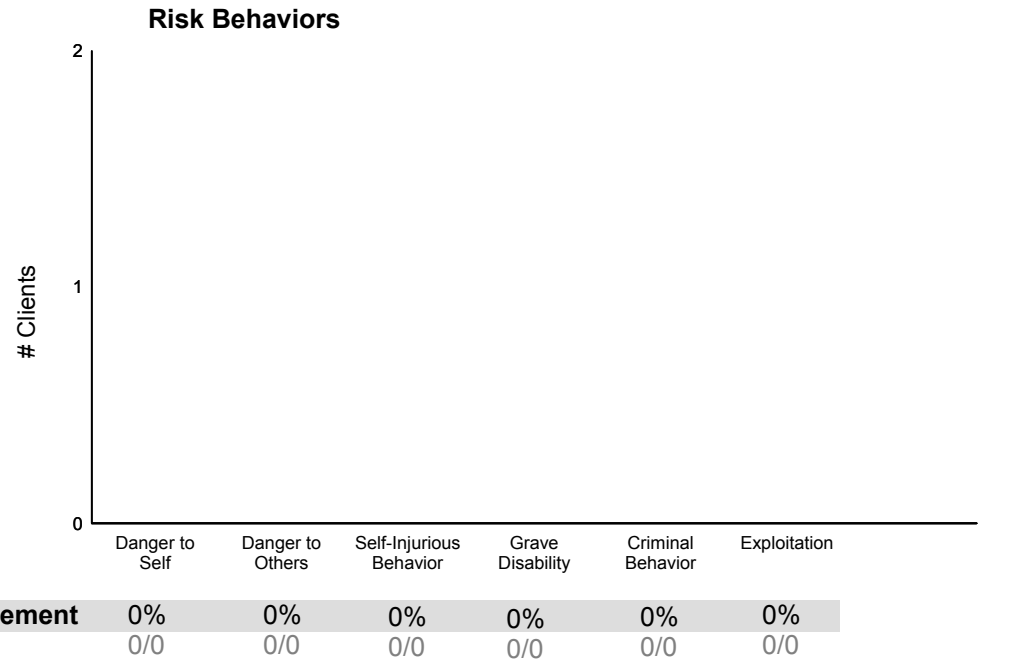
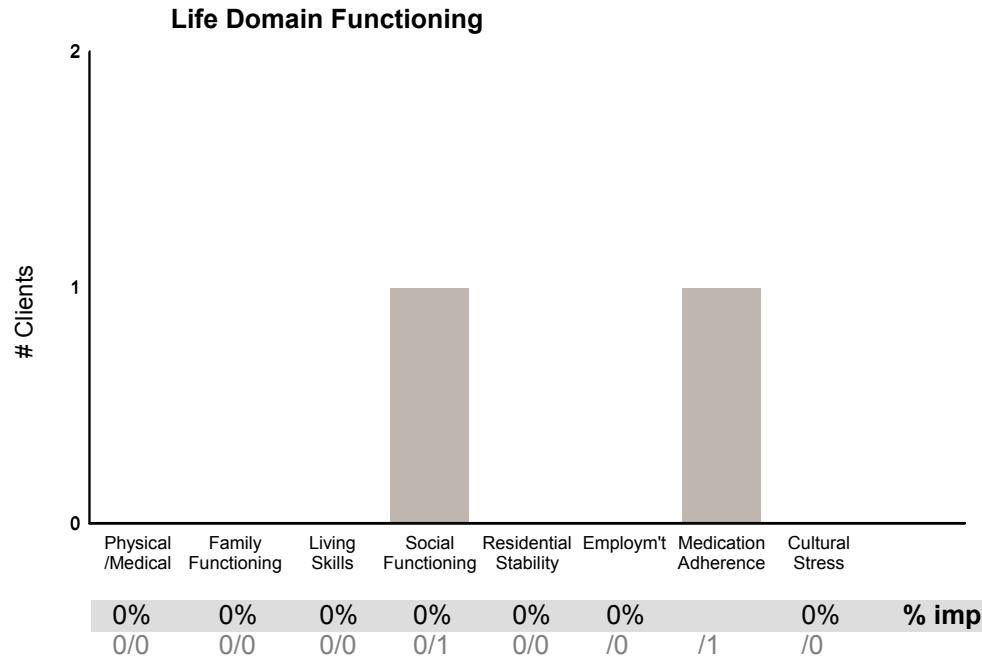
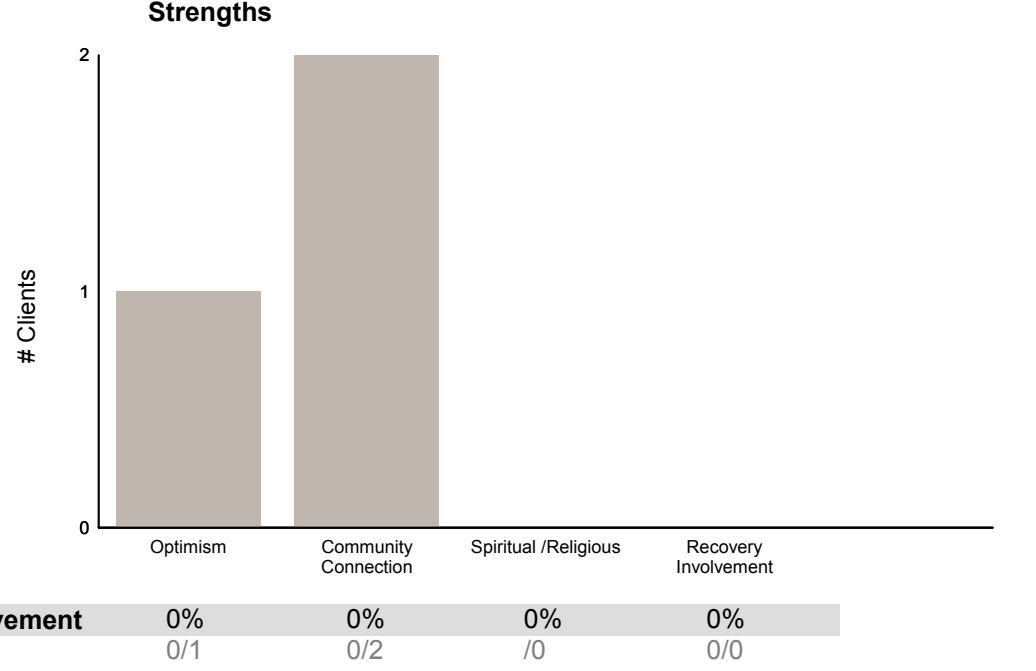
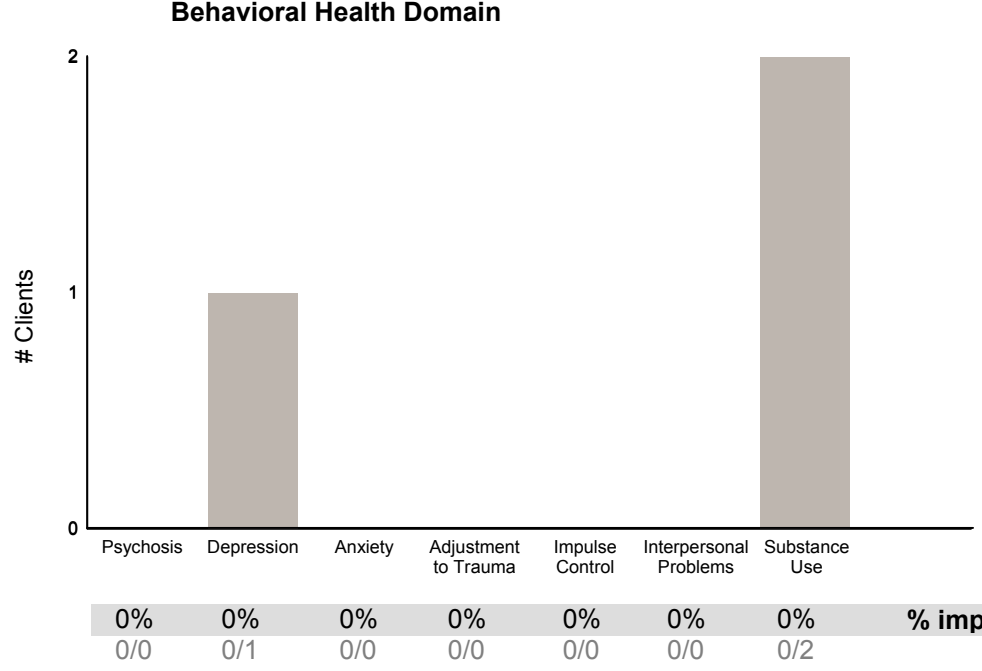


Item	% improvement
Physical /Medical	33% (19/58)
Family Functioning	47% (20/43)
Living Skills	36% (13/36)
Social Functioning	30% (22/74)
Residential Stability	32% (6/19)
Employ'm't	28% (11/40)
Medication Adherence	32% (6/19)
Cultural Stress	25% (13/51)
Danger to Self	75% (3/4)
Danger to Others	100% (1/1)
Self-Injurious Behavior	100% (1/1)
Grave Disability	50% (1/2)
Criminal Behavior	100% (2/2)
Exploitation	0% (0/1)

FY20-21 Q1 Objective A.2 ANSA Outcomes Item-Level Report  
 Curry Senior Center Behavioral H(38ISBH)

Didn't Improve
  Improved
 This report looks at current ANSAs to see how many clients improved on items rated 2 or 3 from the prior ANSA.

Num of episodes w/ min. 2 ANSAs: **2**      Average days between ANSAs: **69.5**      % clients improved on min. 30% of actionable items: **0%**



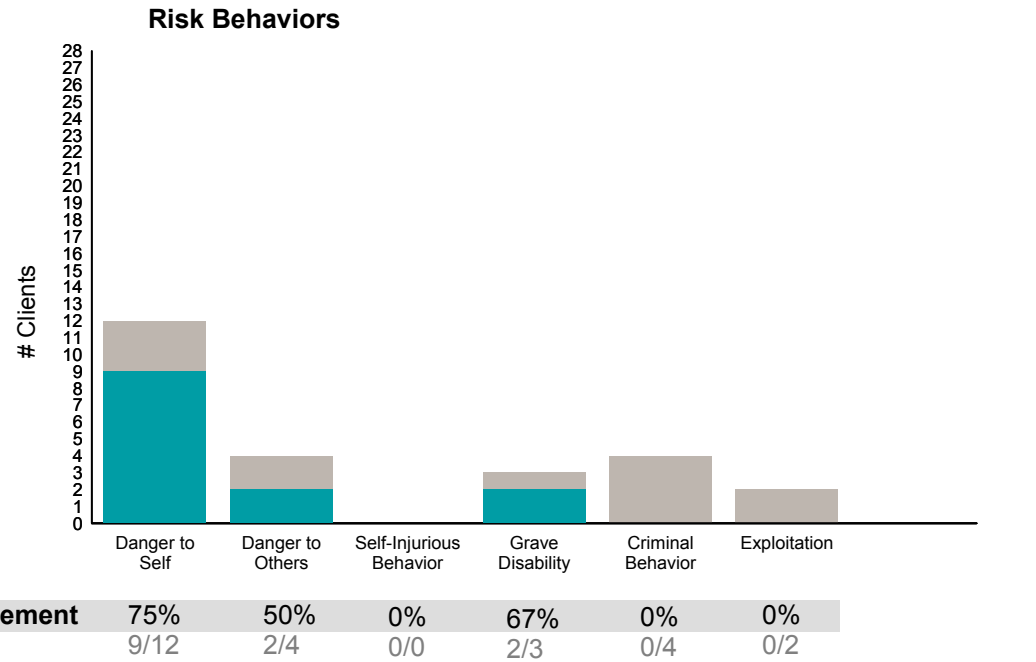
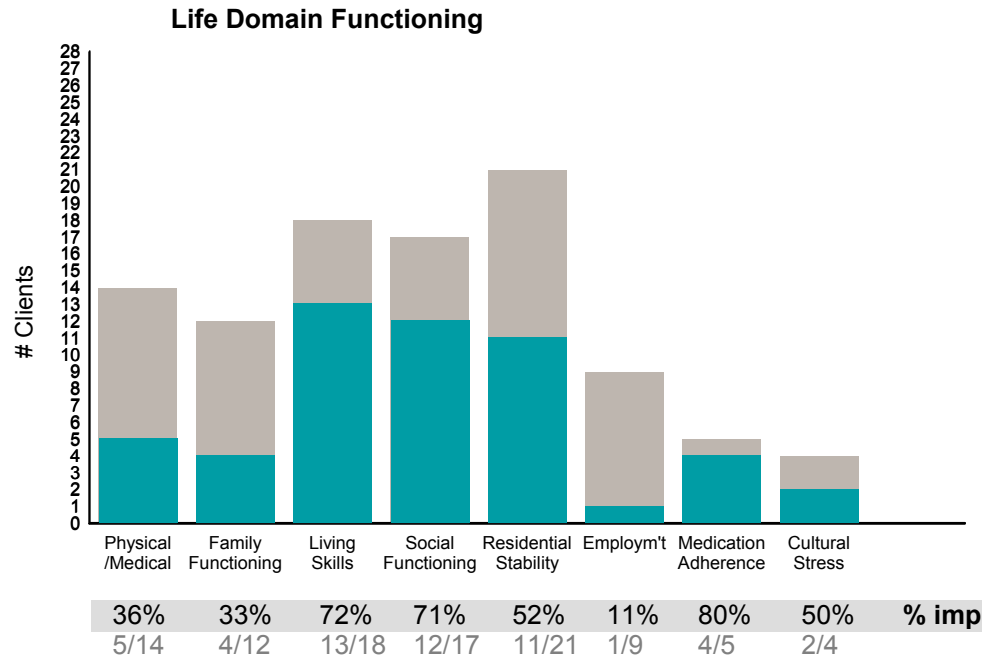
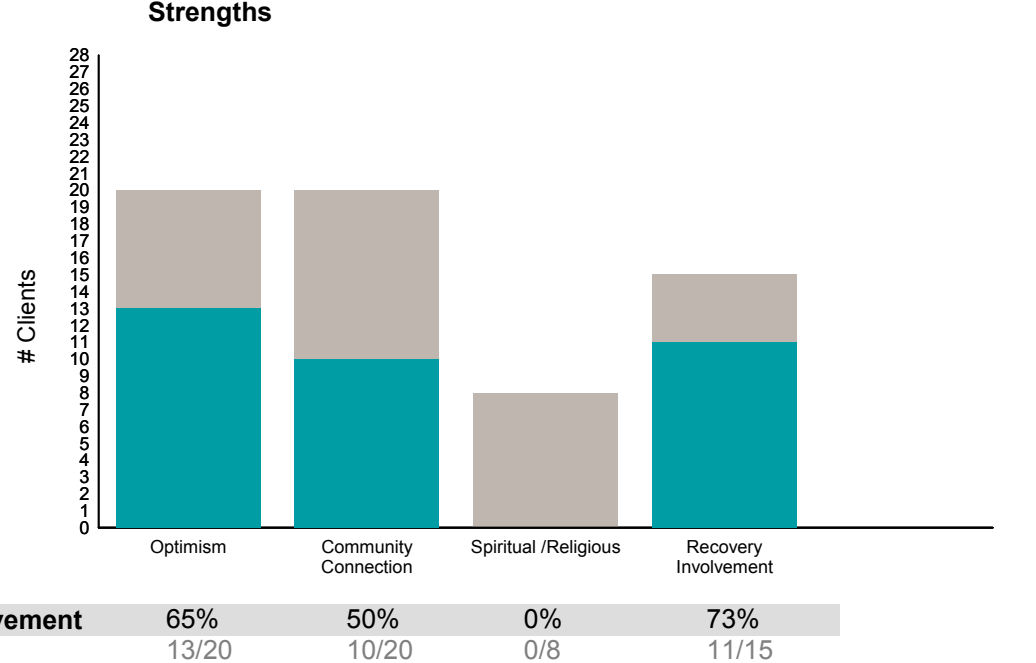
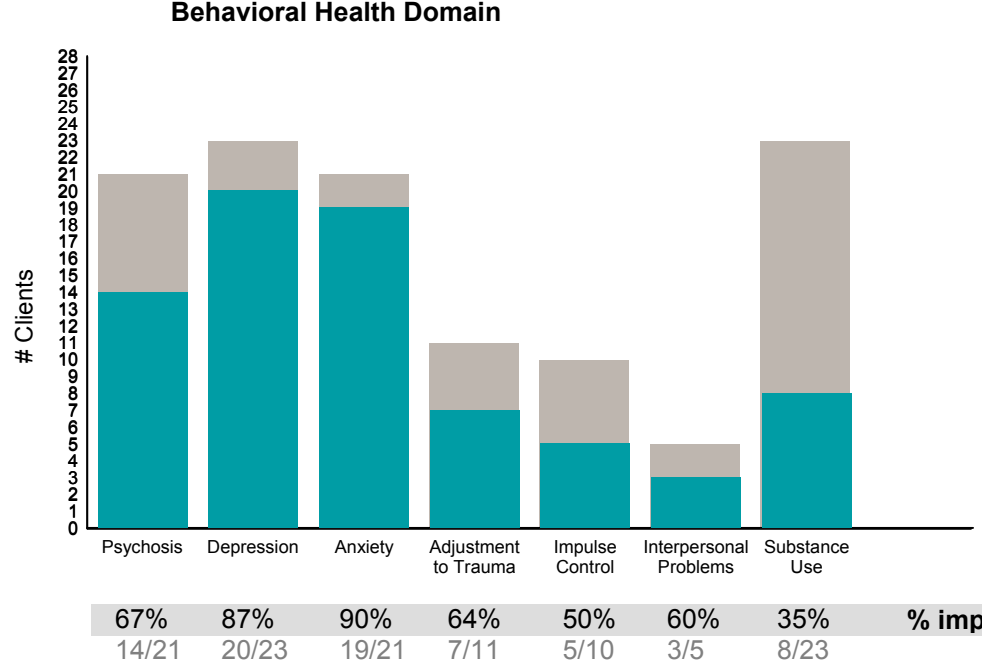
This report reflects data from 7/1/2020 - 9/30/2020



**FY20-21 Q1 Objective A.2 ANSA Outcomes Item-Level Report**  
**Dore House Crisis Res & OP (38GM3 & 38GM1)**

Didn't Improve
  Improved
 This report looks at current ANSAs to see how many clients improved on items rated 2 or 3 from the prior ANSA.

Num of episodes w/ min. 2 ANSAs: 26      Average days between ANSAs: 47.9      % clients improved on min. 30% of actionable items: **81% (= 21/26)**



This report reflects data from 7/1/2020 - 9/30/2020

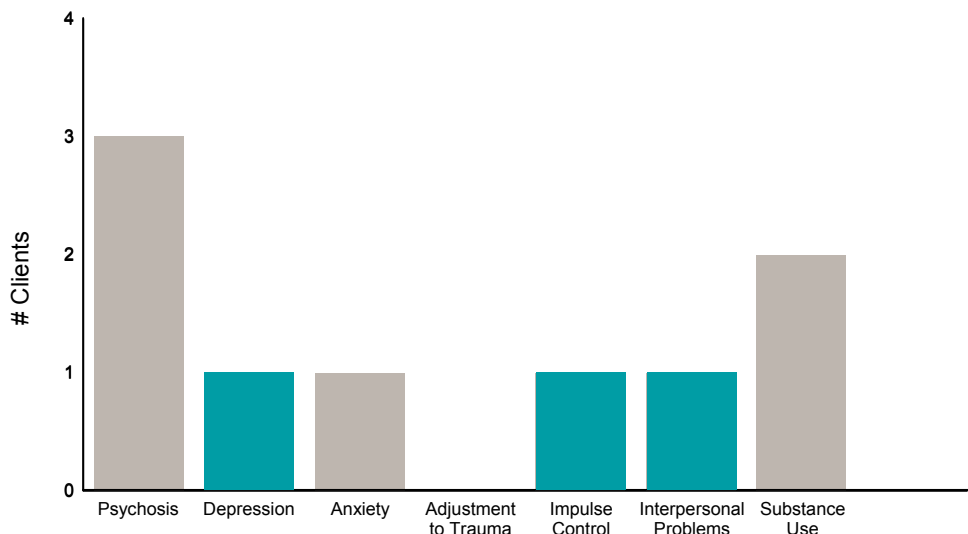


**FY20-21 Q1 Objective A.2 ANSA Outcomes Item-Level Report**  
**Dorine Loso House Resid and Day Tx (38GH1, 38GH2)**

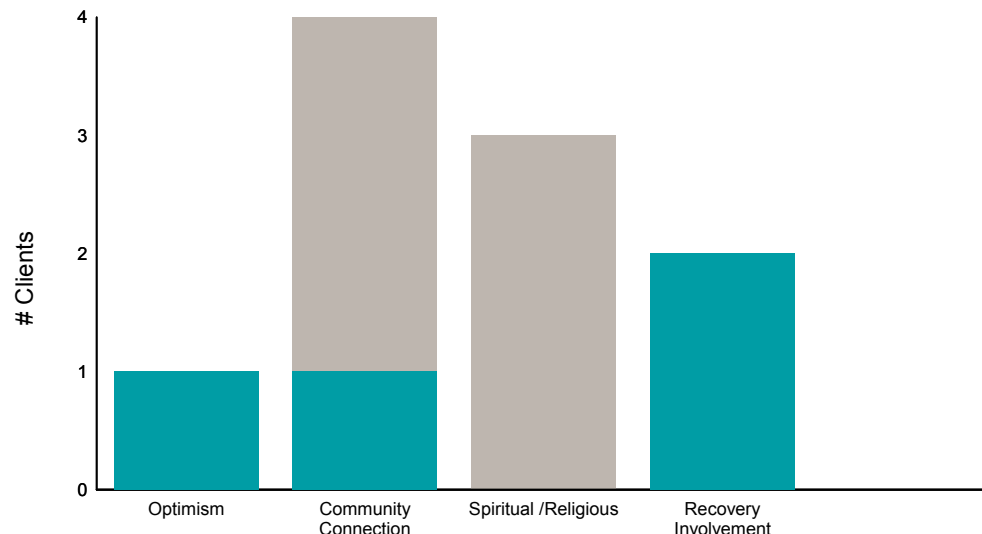
Didn't Improve
  Improved
 This report looks at current ANSAs to see how many clients improved on items rated 2 or 3 from the prior ANSA.

Num of episodes w/ min. 2 ANSAs: 4      Average days between ANSAs: 151.0      % clients improved on min. 30% of actionable items: **50% (= 2/4)**

**Behavioral Health Domain**

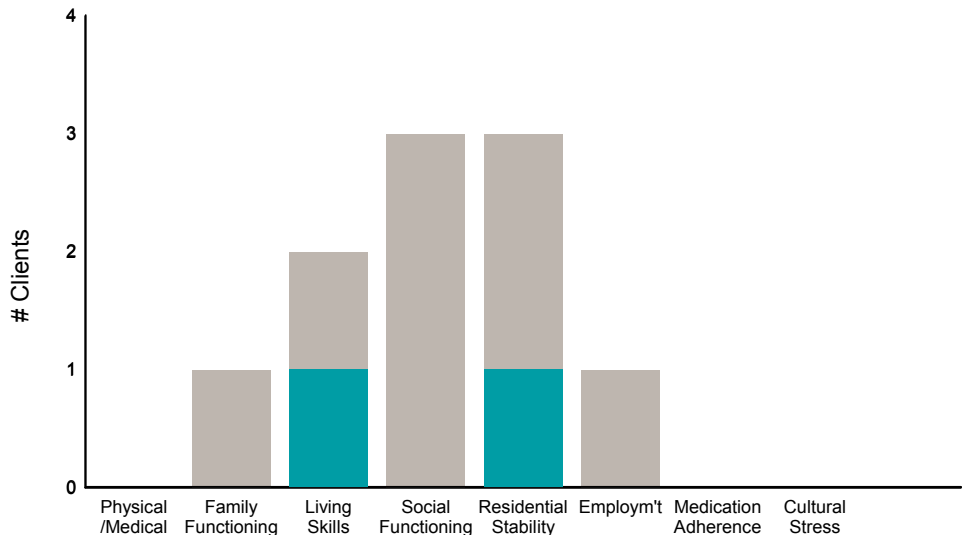


**Strengths**

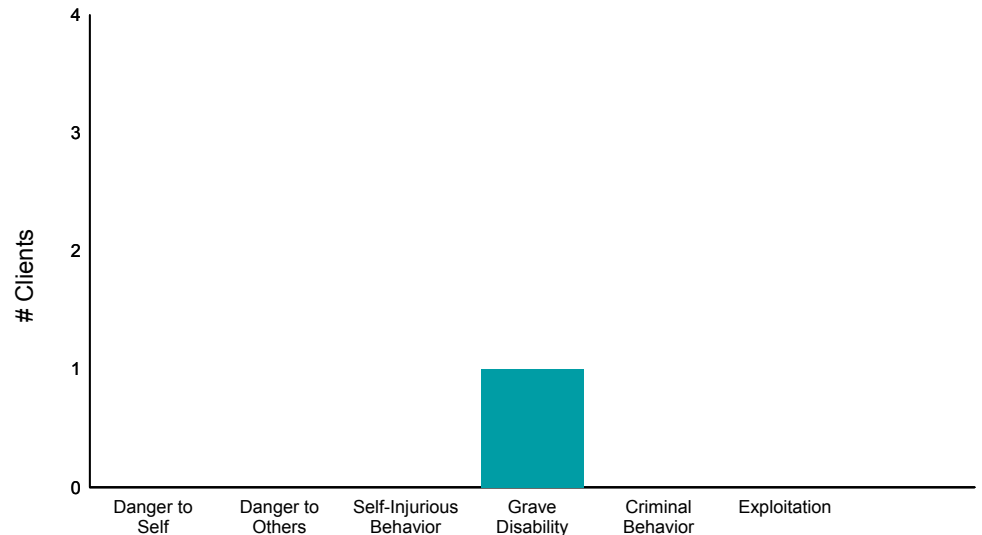


Behavioral Health Domain							Strengths				
0%	100%	0%	0%	100%	100%	0%	% improvement	100%	25%	0%	100%
0/3	1/1	0/1	0/0	1/1	1/1	0/2		1/1	1/4	0/3	2/2

**Life Domain Functioning**



**Risk Behaviors**



Life Domain Functioning						Risk Behaviors					
0%	0%	50%	0%	33%	0%	0%	0%	0%	100%	0%	0%
0/0	0/1	1/2	0/3	1/3	0/1	0/0	0/0	0/0	1/1	0/0	0/0

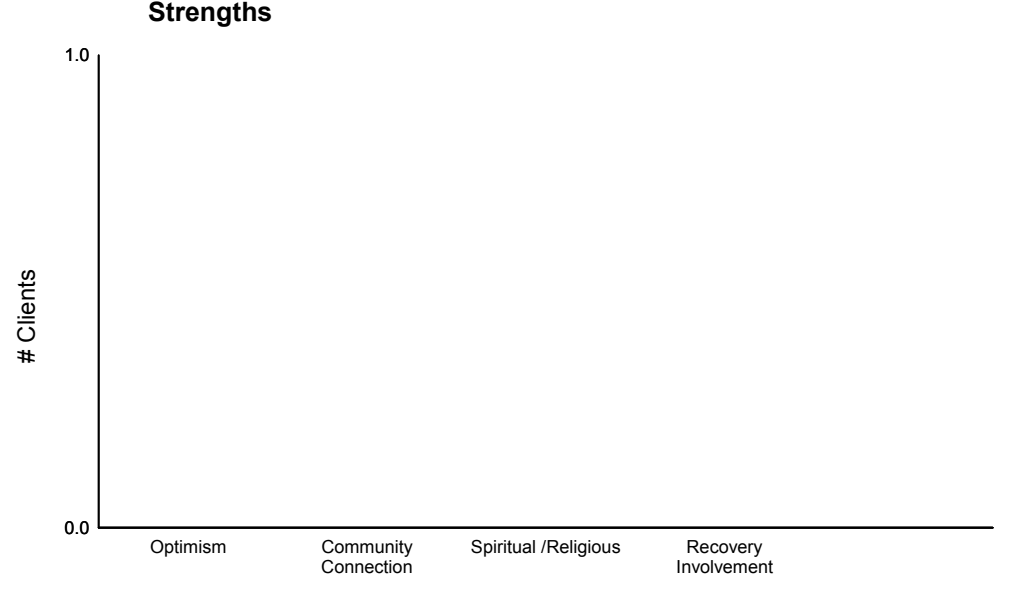
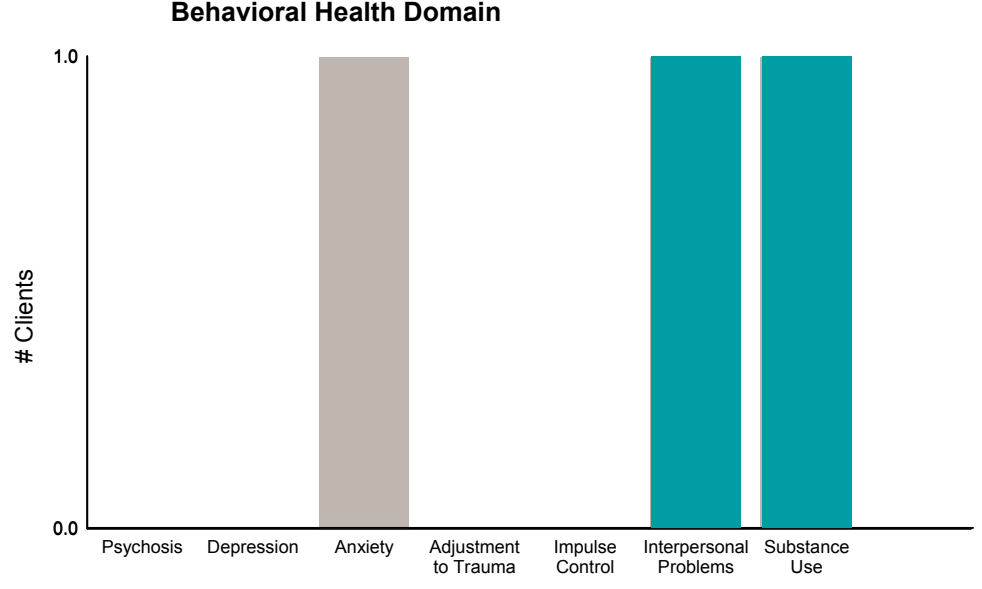
This report reflects data from 7/1/2020 - 9/30/2020



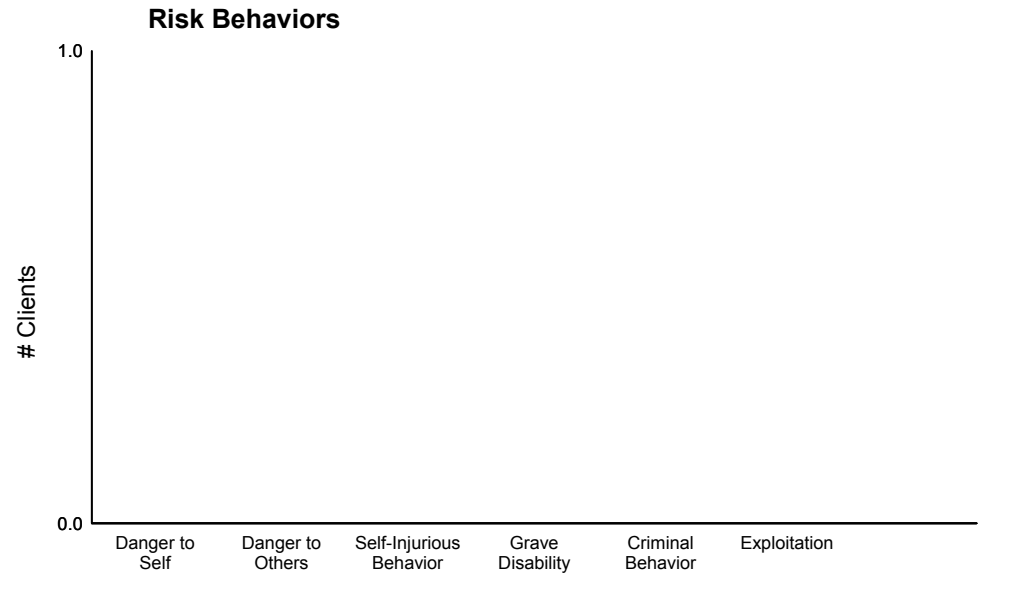
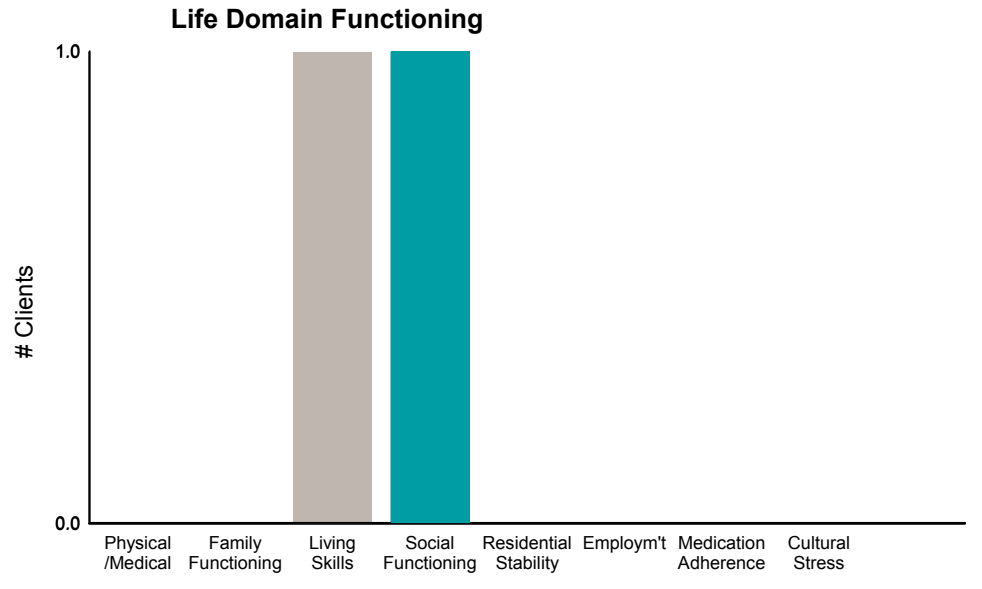
**FY20-21 Q1 Objective A.2 ANSA Outcomes Item-Level Report**  
**Fee for Service Psychiatrist (38AM)**

Didn't Improve
  Improved
 This report looks at current ANSAs to see how many clients improved on items rated 2 or 3 from the prior ANSA.

Num of episodes w/ min. 2 ANSAs: **1**      Average days between ANSAs: **488.0**      % clients improved on min. 30% of actionable items: **100% (= 1/1)**



0%	0%	0%	0%	0%	100%	100%	<b>% improvement</b>	0%	0%	0%	0%
0/0	0/0	0/1	0/0	0/0	1/1	1/1		0/0	0/0	0/0	0/0



0%	0%	0%	100%	0%	0%	0%	0%	<b>% improvement</b>	0%	0%	0%	0%	0%	0%
0/0	0/0	0/1	1/1	0/0	0/0	0/0	0/0		0/0	0/0	0/0	0/0	0/0	0/0

This report reflects data from 7/1/2020 - 9/30/2020

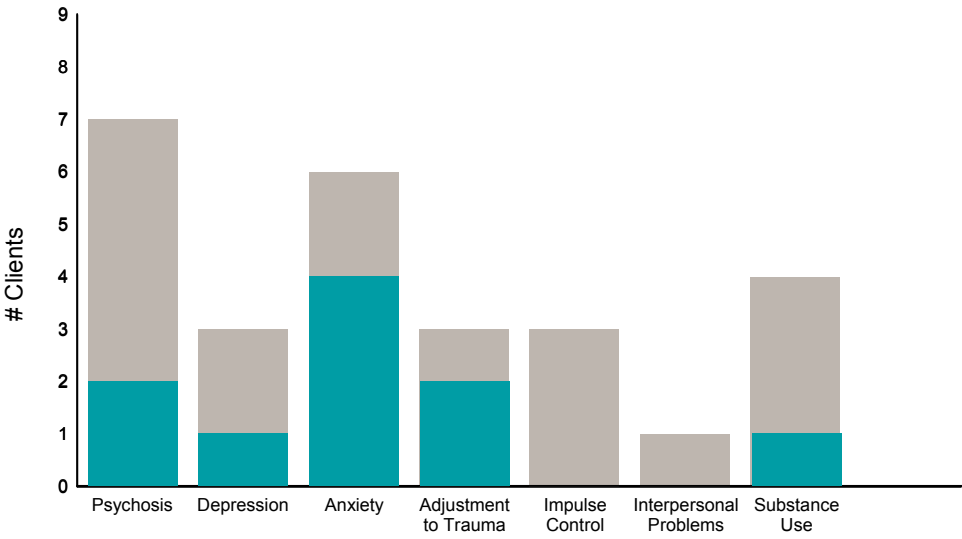


**FY20-21 Q1 Objective A.2 ANSA Outcomes Item-Level Report**  
**FSA Adult Care Management (3822OP)**

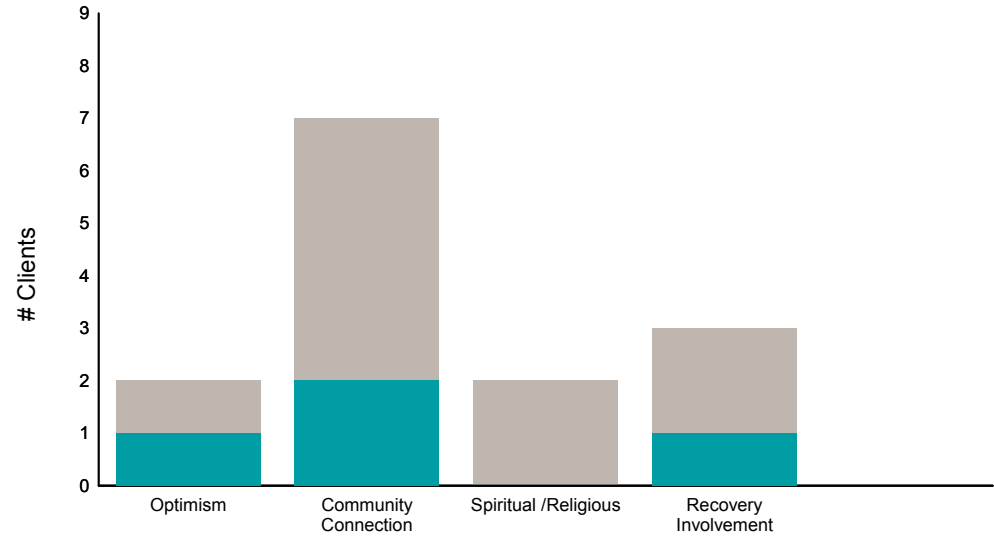
Didn't Improve
  Improved
 This report looks at current ANSAs to see how many clients improved on items rated 2 or 3 from the prior ANSA.

Num of episodes w/ min. 2 ANSAs: **9**      Average days between ANSAs: **355.3**      % clients improved on min. 30% of actionable items: **67% (= 6/9)**

**Behavioral Health Domain**

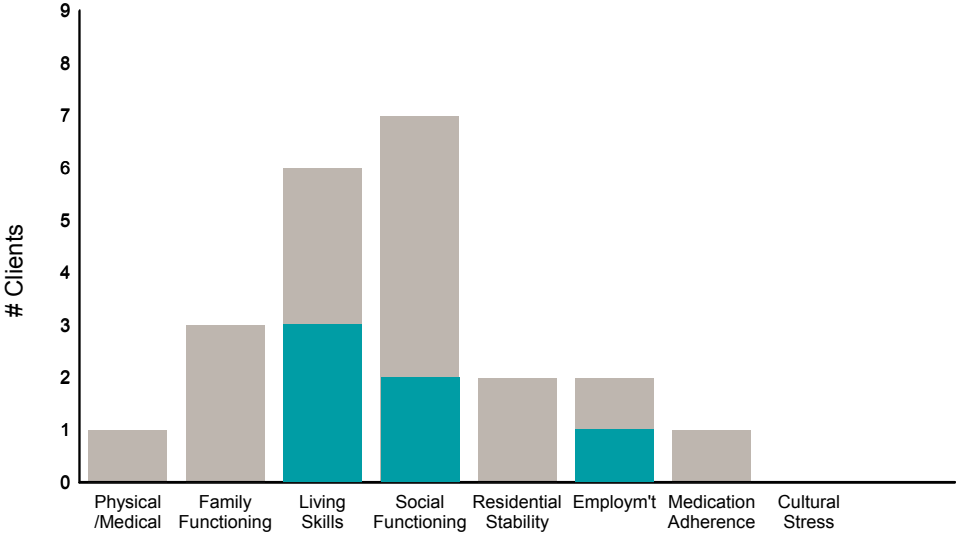


**Strengths**

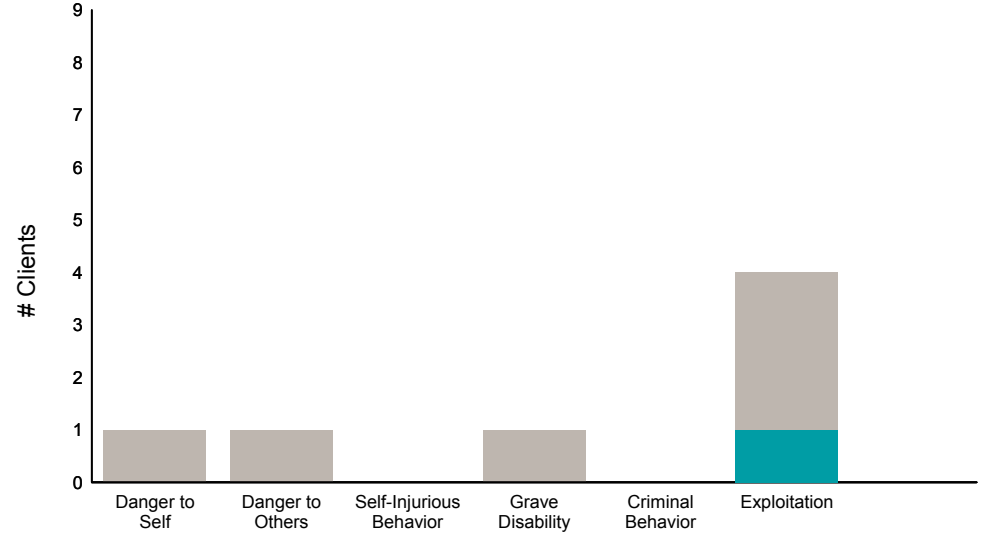


Item	Improved	Didn't Improve	% improvement
Psychosis	2/7	5/7	29%
Depression	1/3	2/3	33%
Anxiety	4/6	2/6	67%
Adjustment to Trauma	2/3	1/3	67%
Impulse Control	0/3	3/3	0%
Interpersonal Problems	0/1	1/1	0%
Substance Use	1/4	3/4	25%

**Life Domain Functioning**



**Risk Behaviors**



Item	Improved	Didn't Improve	% improvement
Physical /Medical	0/1	1/1	0%
Family Functioning	0/3	3/3	0%
Living Skills	3/6	3/6	50%
Social Functioning	2/7	5/7	29%
Residential Stability	0/2	2/2	0%
Employ'm't	1/2	1/2	50%
Medication Adherence	0/1	1/1	0%
Cultural Stress	0/0	0/0	0%

This report reflects data from 7/1/2020 - 9/30/2020

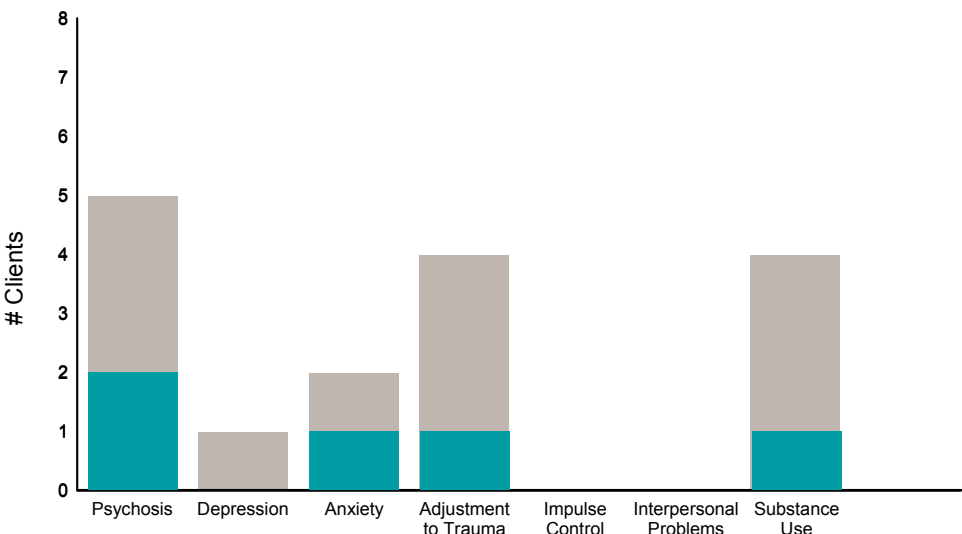


**FY20-21 Q1 Objective A.2 ANSA Outcomes Item-Level Report**  
**FSA Adult FSP Outpatient MHSA (3822A3)**

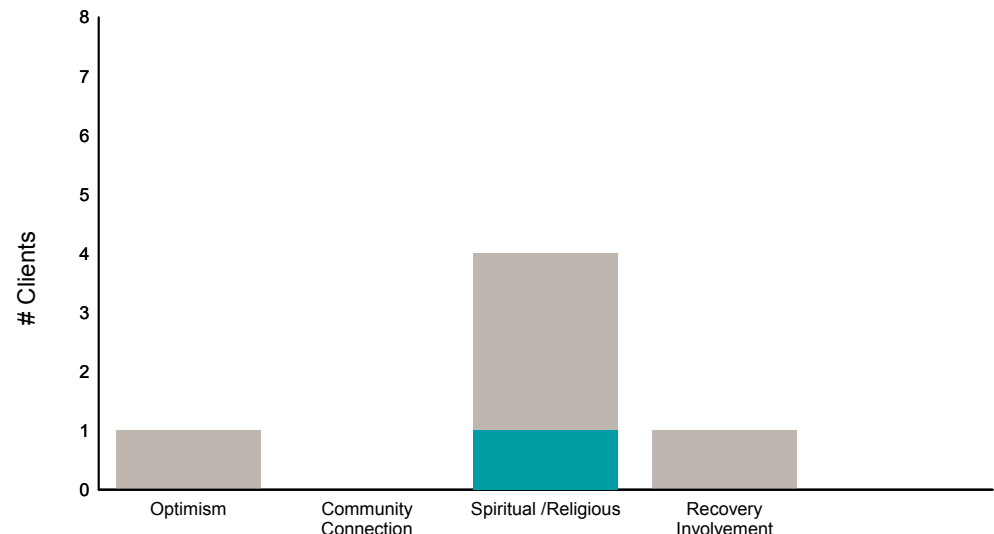
Didn't Improve
  Improved
 This report looks at current ANSAs to see how many clients improved on items rated 2 or 3 from the prior ANSA.

Num of episodes w/ min. 2 ANSAs: **8**      Average days between ANSAs: **352.1**      % clients improved on min. 30% of actionable items: **63% (= 5/8)**

**Behavioral Health Domain**

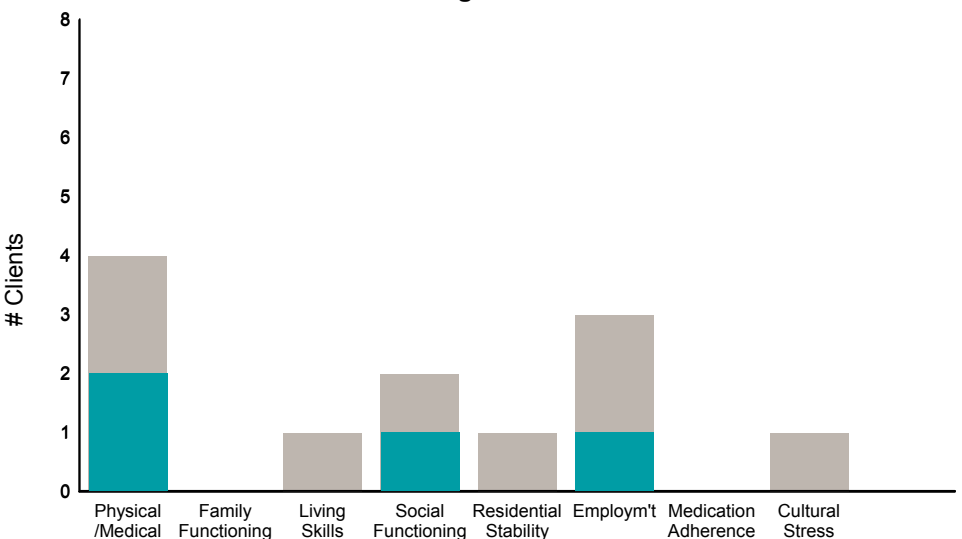


**Strengths**



Item	% improvement
Psychosis	40% (2/5)
Depression	0% (0/1)
Anxiety	50% (1/2)
Adjustment to Trauma	25% (1/4)
Impulse Control	0% (0/0)
Interpersonal Problems	0% (0/0)
Substance Use	25% (1/4)
Optimism	0% (0/1)
Community Connection	0% (0/0)
Spiritual /Religious	25% (1/4)
Recovery Involvement	0% (0/1)

**Life Domain Functioning**



**Risk Behaviors**



Item	% improvement
Physical /Medical	50% (2/4)
Family Functioning	0% (0/0)
Living Skills	0% (0/1)
Social Functioning	50% (1/2)
Residential Stability	0% (0/1)
Employ'm't	33% (1/3)
Medication Adherence	0% (0/0)
Cultural Stress	0% (0/1)
Danger to Self	0% (0/0)
Danger to Others	0% (0/0)
Self-Injurious Behavior	0% (0/0)
Grave Disability	0% (0/0)
Criminal Behavior	0% (0/0)
Exploitation	0% (0/0)

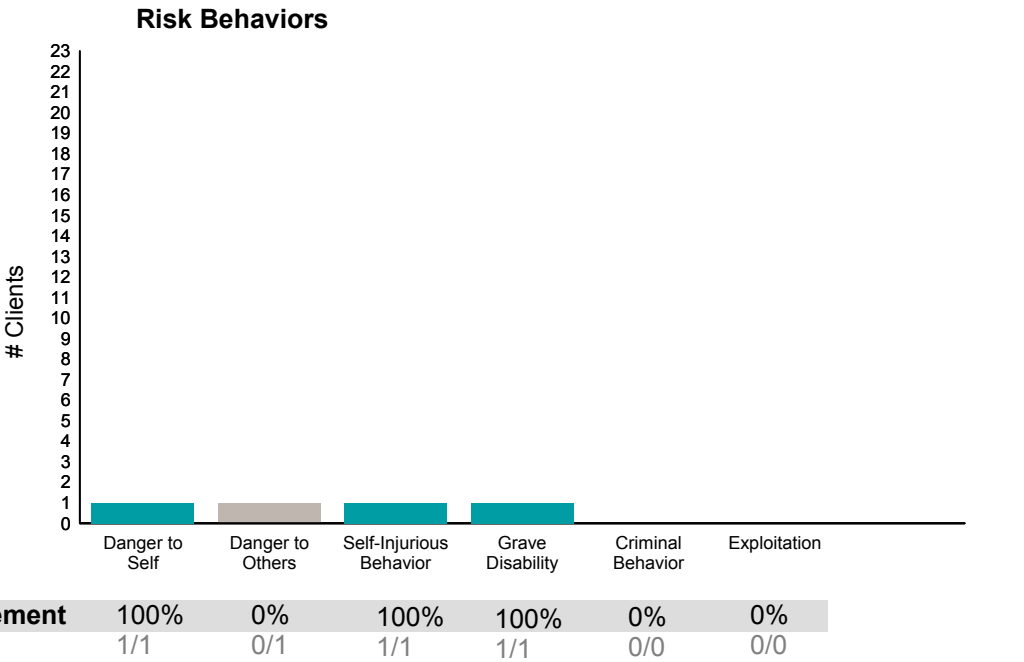
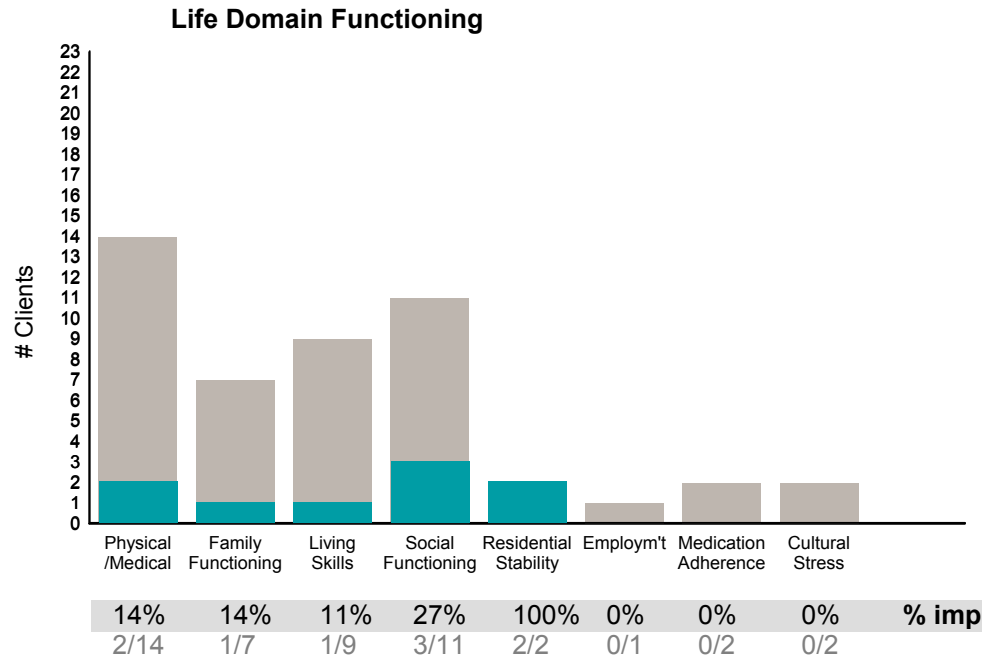
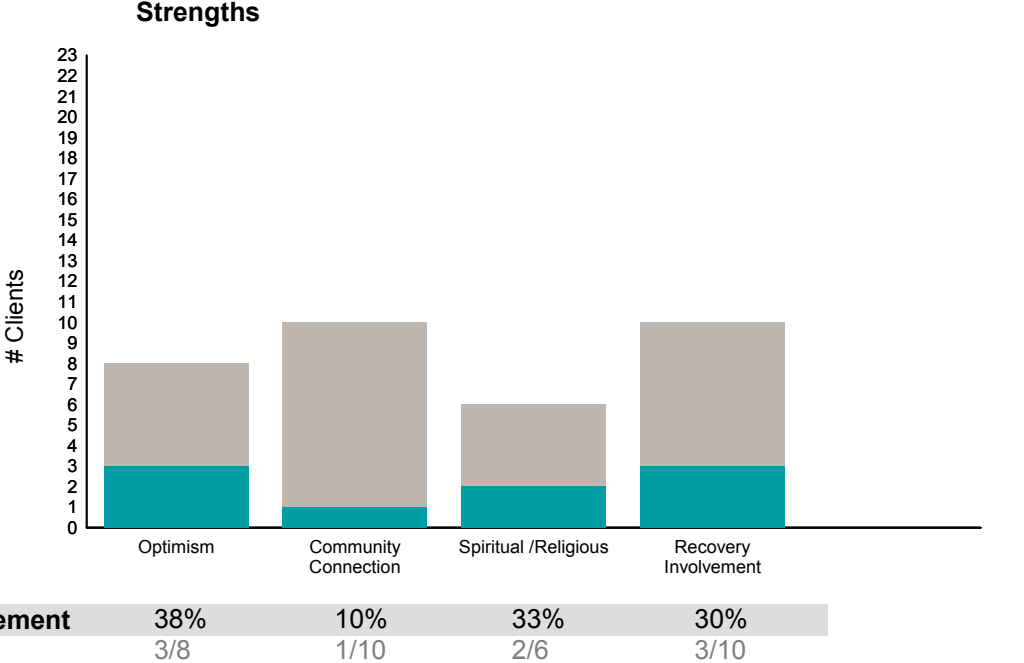
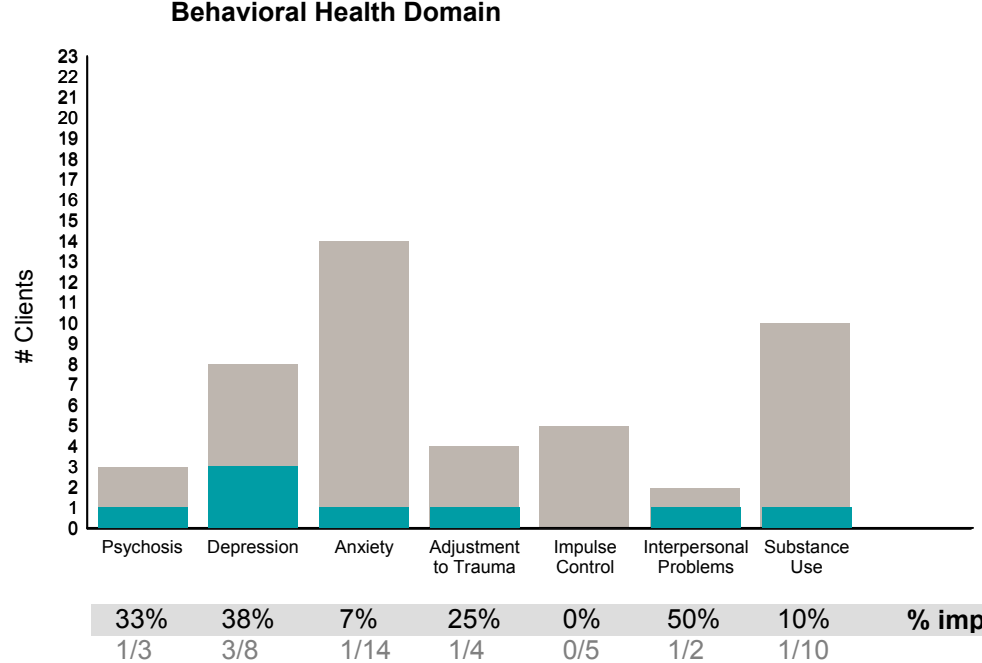
This report reflects data from 7/1/2020 - 9/30/2020



**FY20-21 Q1 Objective A.2 ANSA Outcomes Item-Level Report**  
**FSA Fam Svc Agy Geriatric OP (38223MH)**

Didn't Improve
  Improved
 This report looks at current ANSAs to see how many clients improved on items rated 2 or 3 from the prior ANSA.

Num of episodes w/ min. 2 ANSAs: **23**      Average days between ANSAs: **327.2**      % clients improved on min. 30% of actionable items: **17% (= 4/23)**



This report reflects data from 7/1/2020 - 9/30/2020

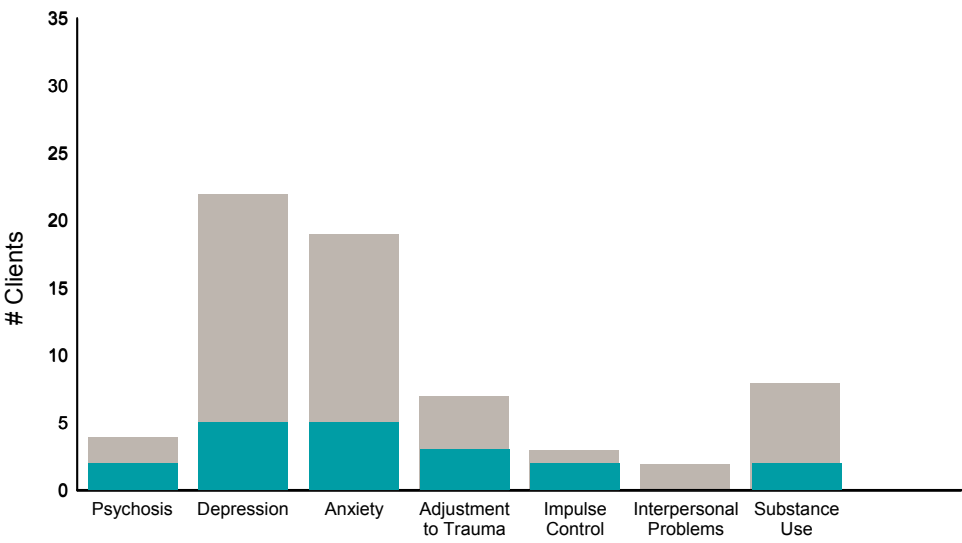


**FY20-21 Q1 Objective A.2 ANSA Outcomes Item-Level Report**  
**FSA Geriatric Services-West OP (89903)**

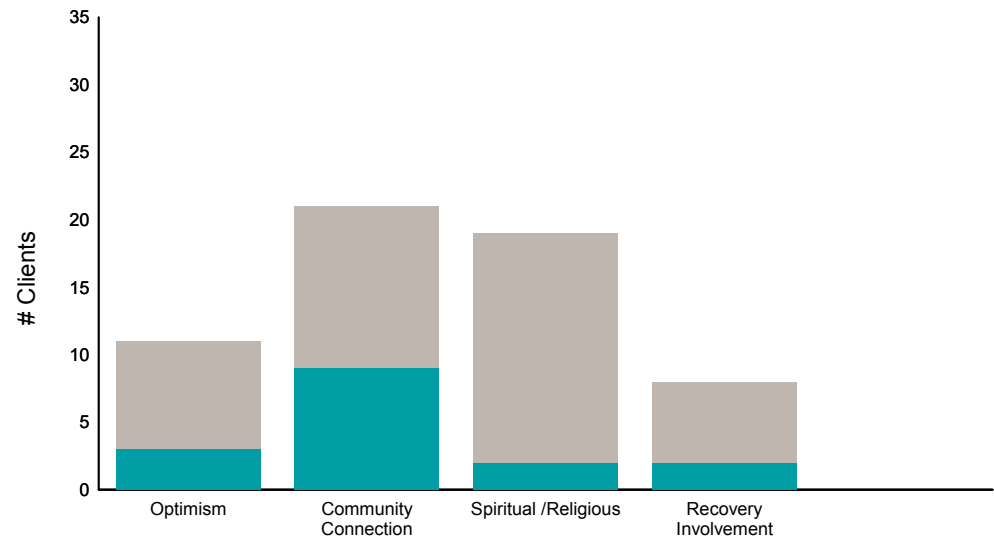
Didn't Improve
  Improved
 This report looks at current ANSAs to see how many clients improved on items rated 2 or 3 from the prior ANSA.

Num of episodes w/ min. 2 ANSAs: **31**      Average days between ANSAs: **311.1**      % clients improved on min. 30% of actionable items: **42% (= 13/31)**

**Behavioral Health Domain**

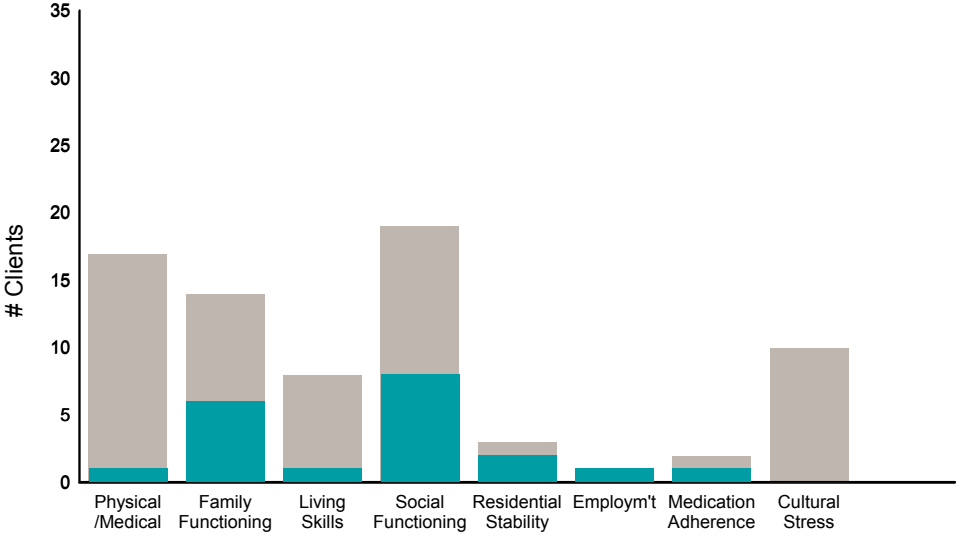


**Strengths**



Item	% improvement
Psychosis	50% (2/4)
Depression	23% (5/22)
Anxiety	26% (5/19)
Adjustment to Trauma	43% (3/7)
Impulse Control	67% (2/3)
Interpersonal Problems	0% (0/2)
Substance Use	25% (2/8)
Optimism	27% (3/11)
Community Connection	43% (9/21)
Spiritual /Religious	11% (2/19)
Recovery Involvement	25% (2/8)

**Life Domain Functioning**



**Risk Behaviors**



Item	% improvement
Physical /Medical	6% (1/17)
Family Functioning	43% (6/14)
Living Skills	13% (1/8)
Social Functioning	42% (8/19)
Residential Stability	67% (2/3)
Employ'm't	100% (1/1)
Medication Adherence	50% (1/2)
Cultural Stress	0% (0/10)
Danger to Self	0% (0/0)
Danger to Others	0% (0/0)
Self-Injurious Behavior	0% (0/0)
Grave Disability	0% (0/0)
Criminal Behavior	0% (0/0)
Exploitation	0% (0/0)

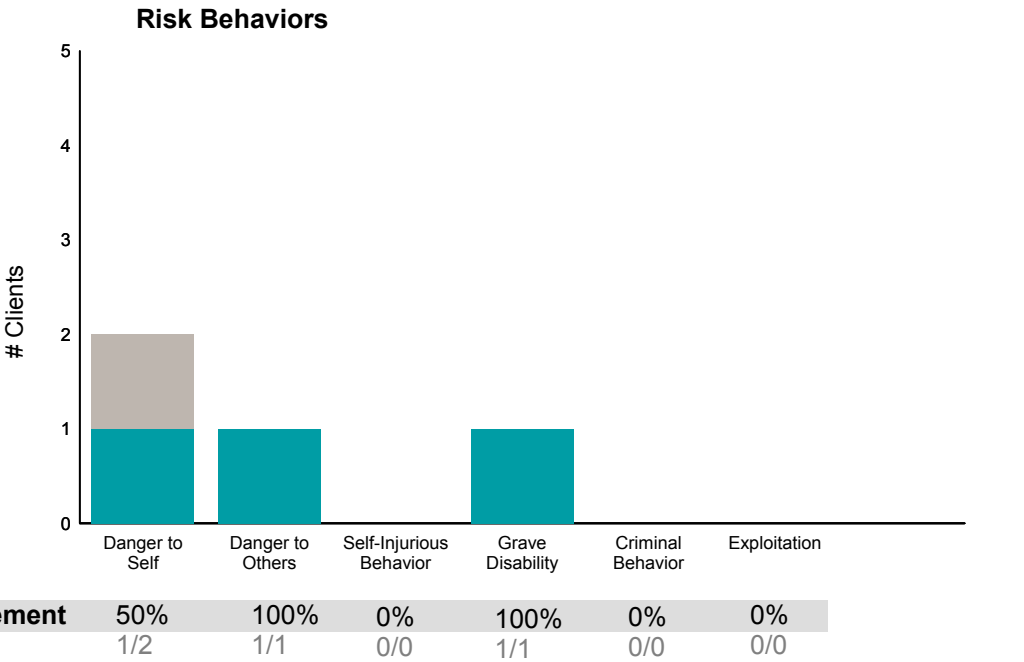
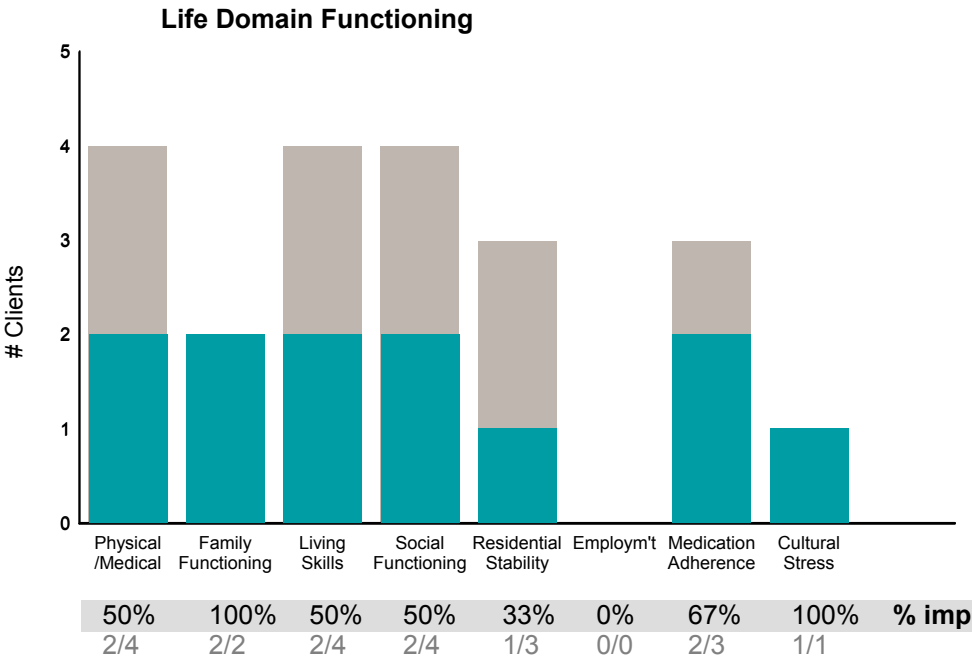
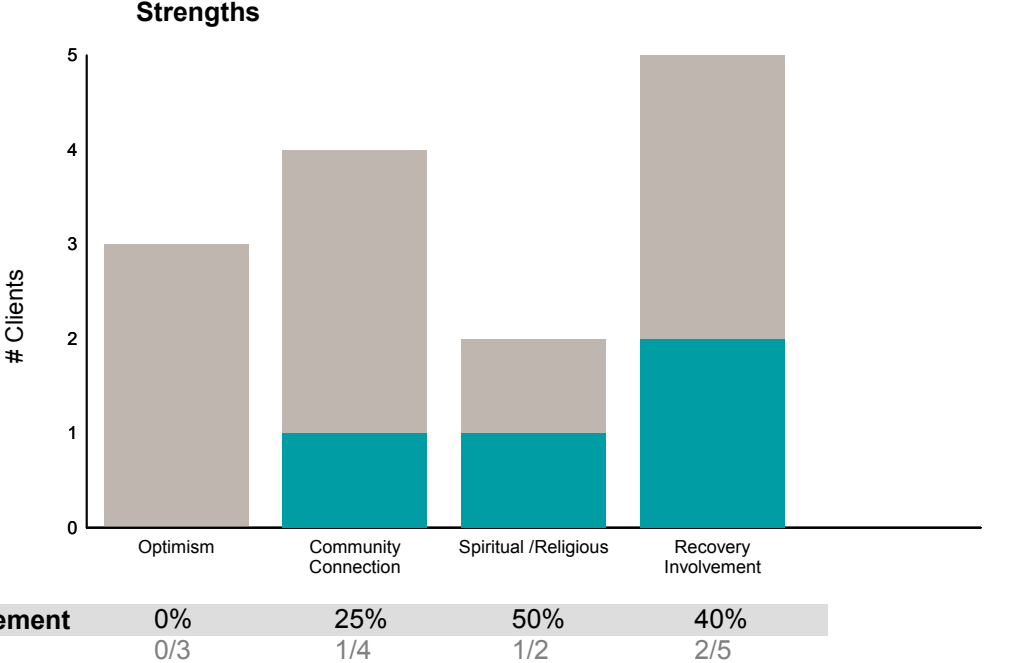
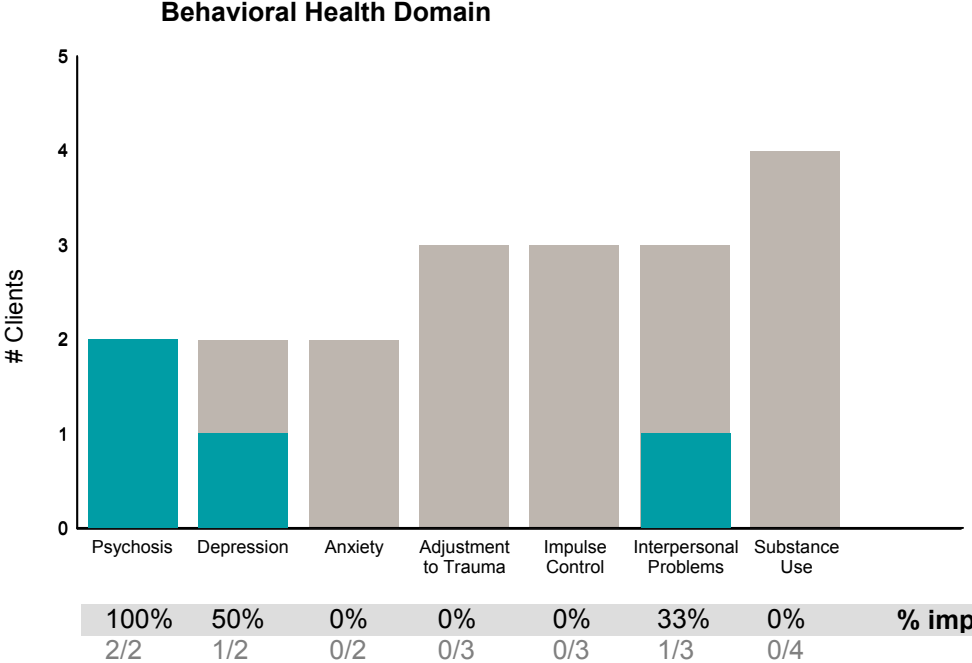
This report reflects data from 7/1/2020 - 9/30/2020



**FY20-21 Q1 Objective A.2 ANSA Outcomes Item-Level Report**  
**FSA Older Adult INT Case MGM (382213)**

Didn't Improve
  Improved
 This report looks at current ANSAs to see how many clients improved on items rated 2 or 3 from the prior ANSA.

Num of episodes w/ min. 2 ANSAs: **5**      Average days between ANSAs: **305.4**      % clients improved on min. 30% of actionable items: **60% (= 3/5)**



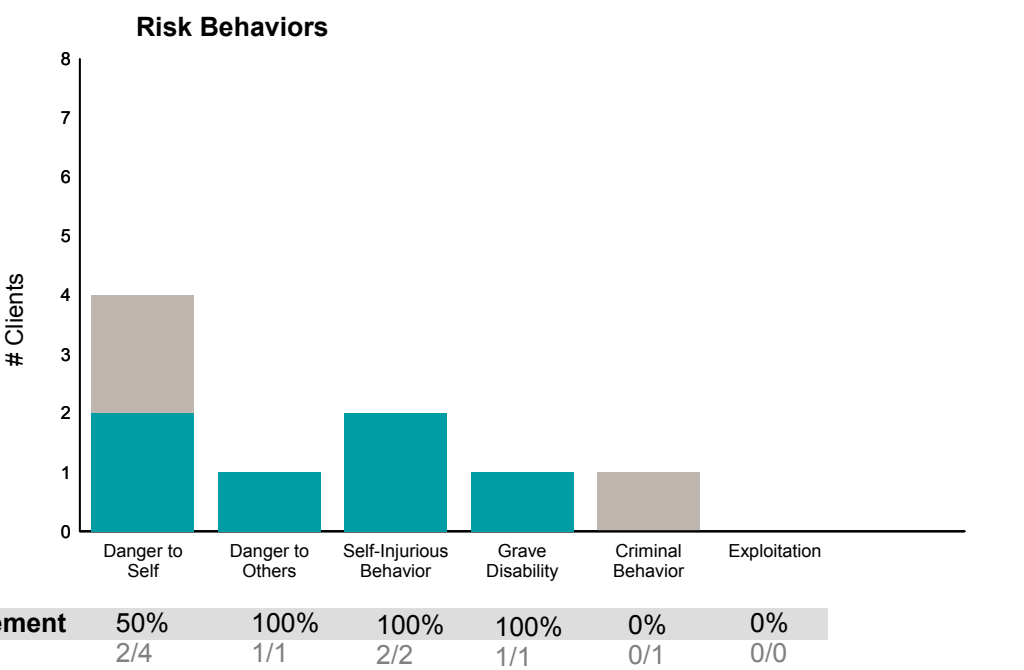
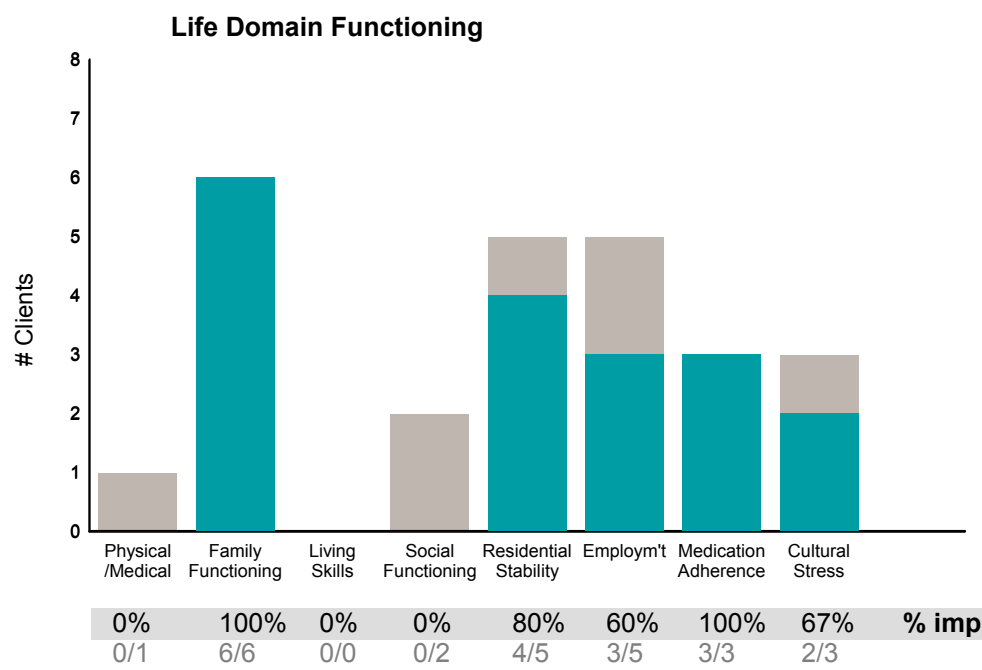
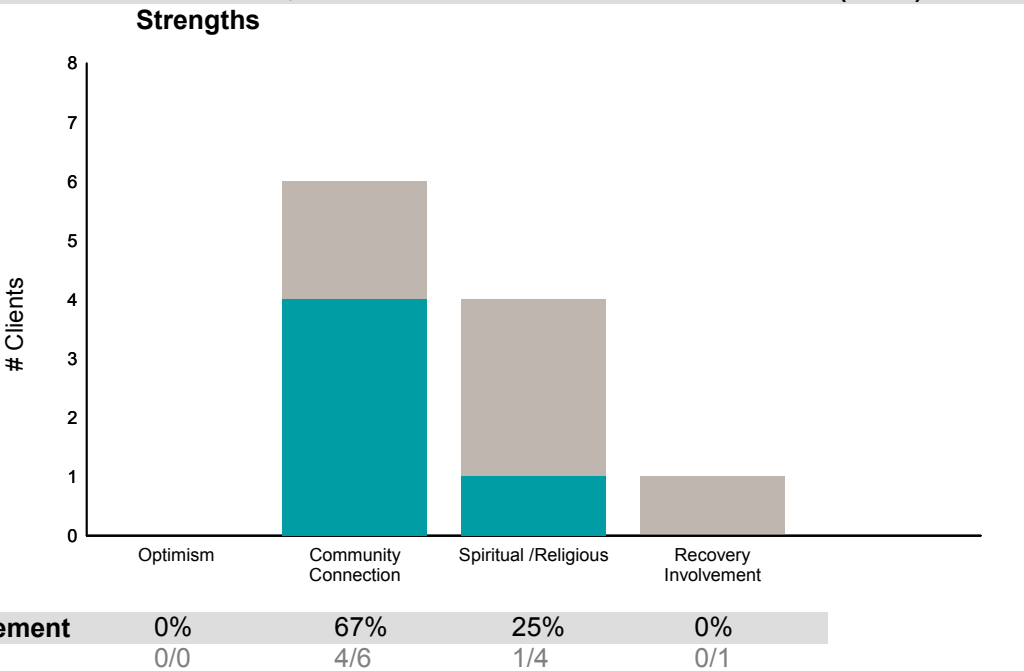
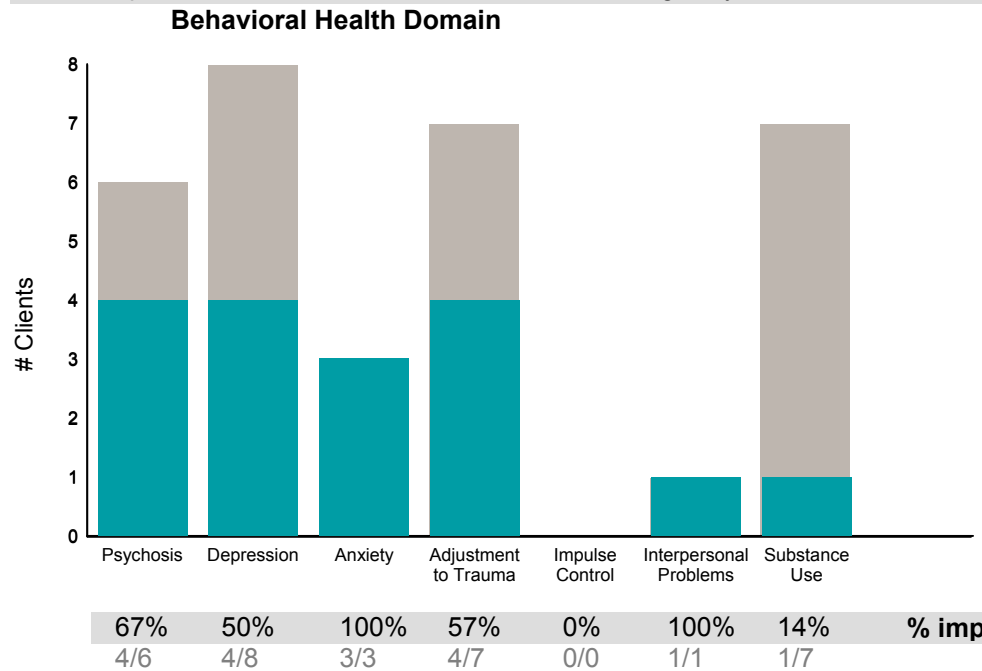
This report reflects data from 7/1/2020 - 9/30/2020



**FY20-21 Q1 Objective A.2 ANSA Outcomes Item-Level Report**  
**FSA TAY Acute Linkage (3822TL)**

Didn't Improve
  Improved
 This report looks at current ANSAs to see how many clients improved on items rated 2 or 3 from the prior ANSA.

Num of episodes w/ min. 2 ANSAs: **8**      Average days between ANSAs: **92.6**      % clients improved on min. 30% of actionable items: **100% (= 8/8)**



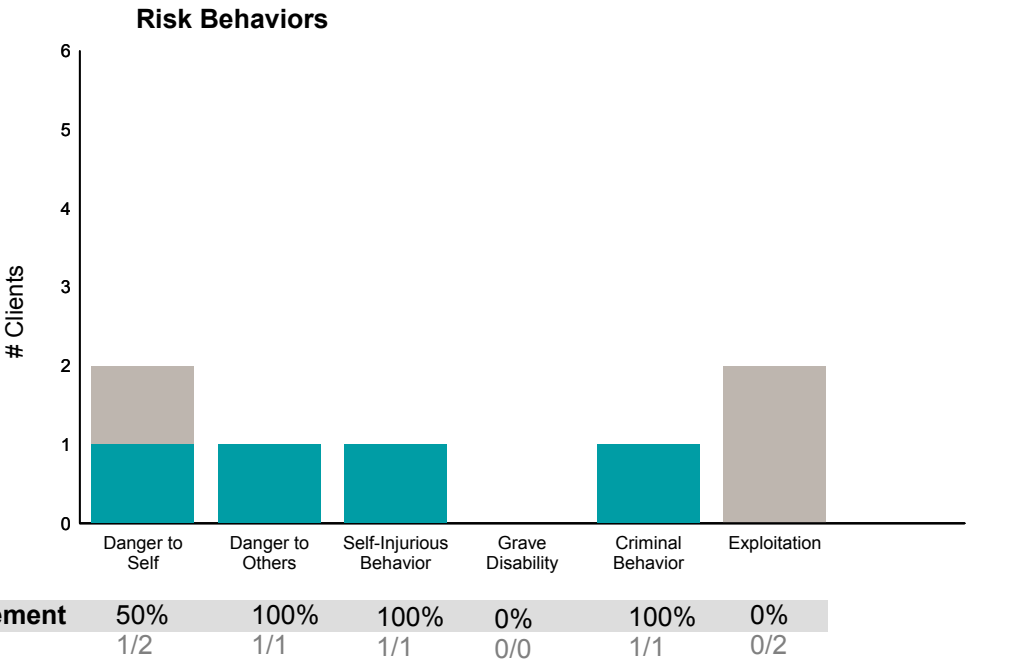
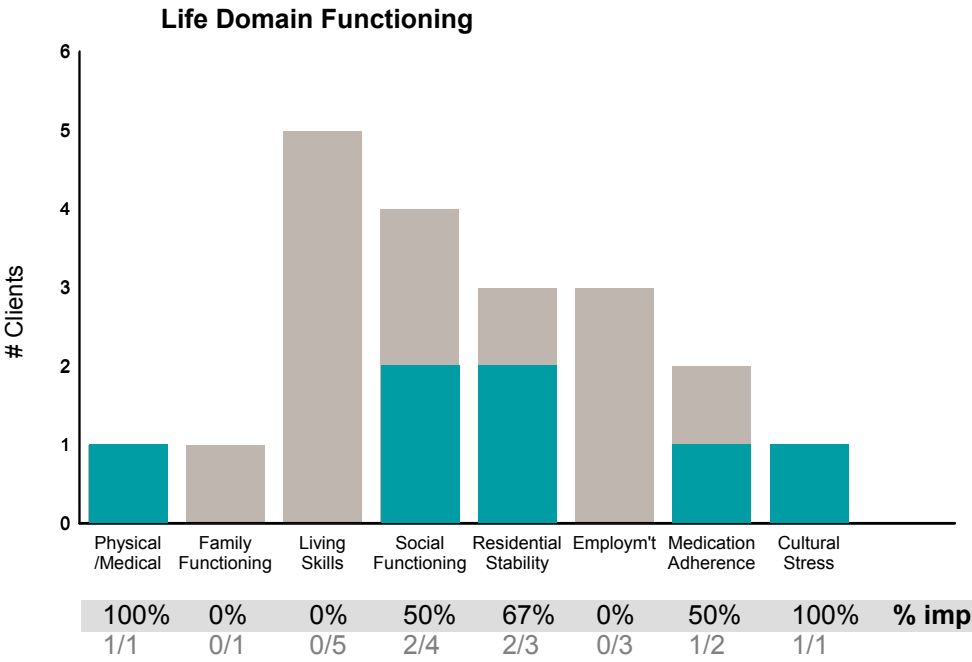
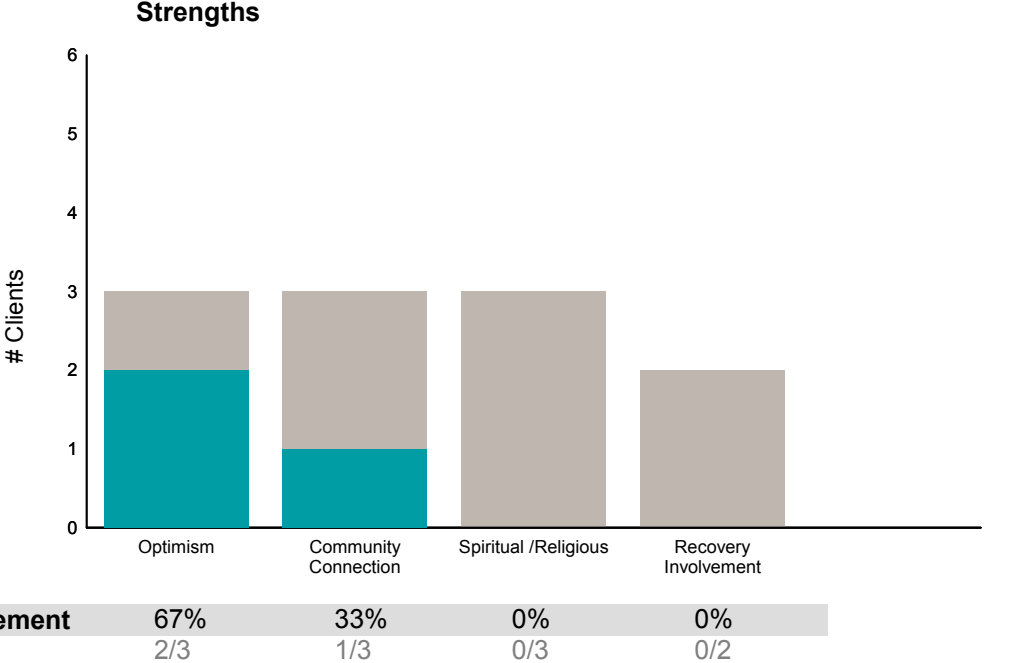
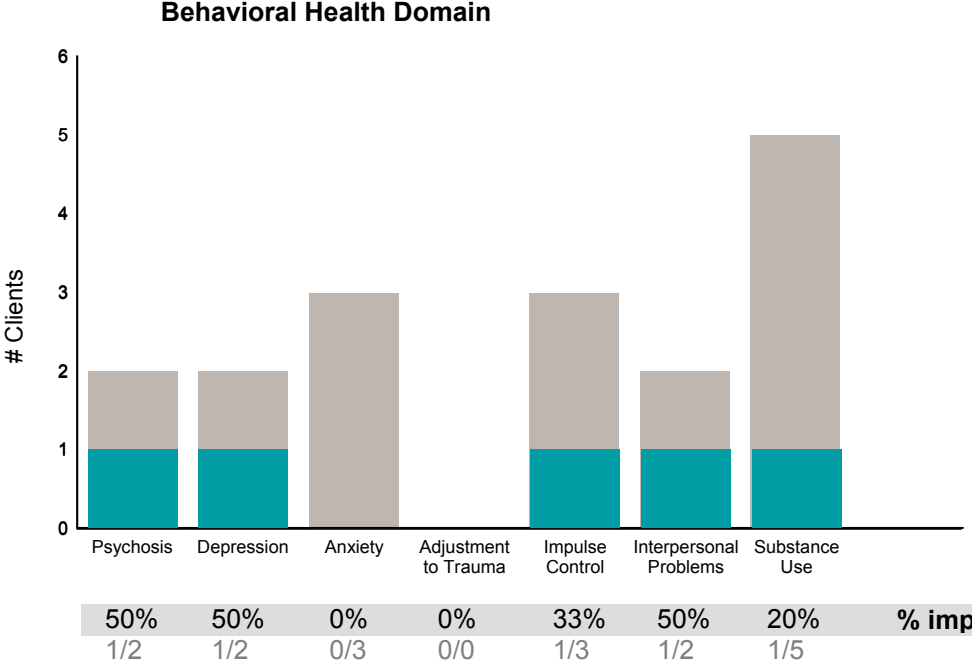
This report reflects data from 7/1/2020 - 9/30/2020



**FY20-21 Q1 Objective A.2 ANSA Outcomes Item-Level Report**  
**FSA TAY FSP Outpatient Svc (3822T3)**

Didn't Improve
  Improved
 This report looks at current ANSAs to see how many clients improved on items rated 2 or 3 from the prior ANSA.

Num of episodes w/ min. 2 ANSAs: **6**      Average days between ANSAs: **358.7**      % clients improved on min. 30% of actionable items: **67% (= 4/6)**



This report reflects data from 7/1/2020 - 9/30/2020

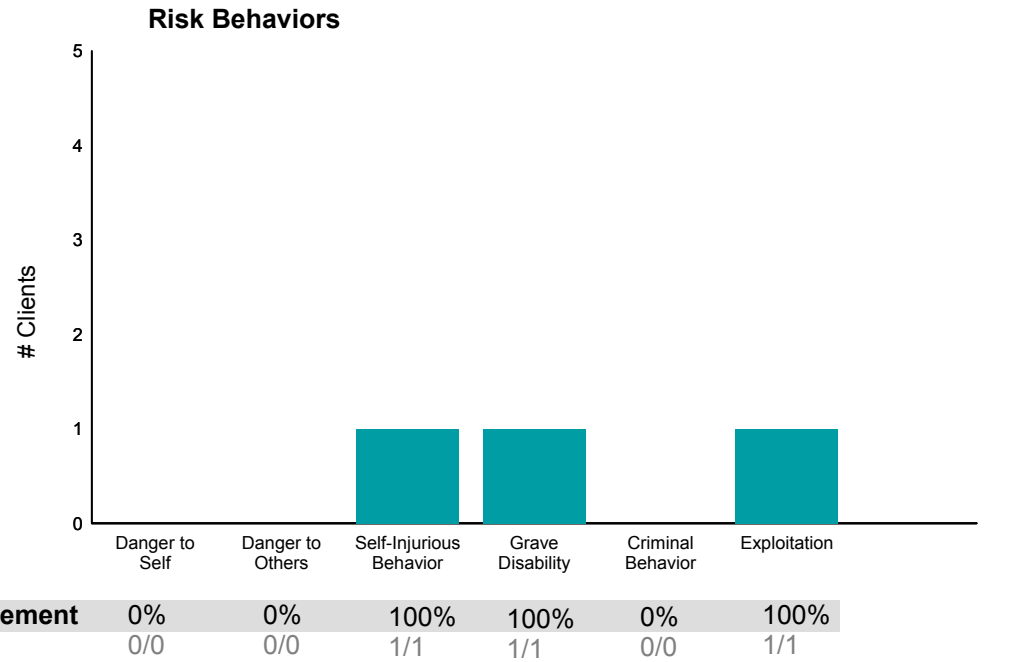
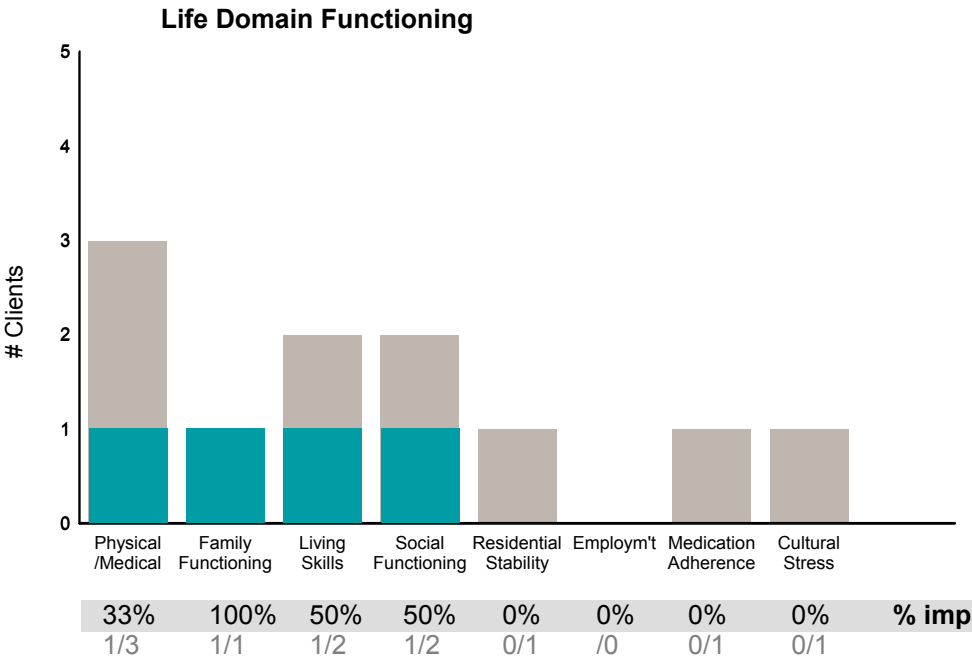
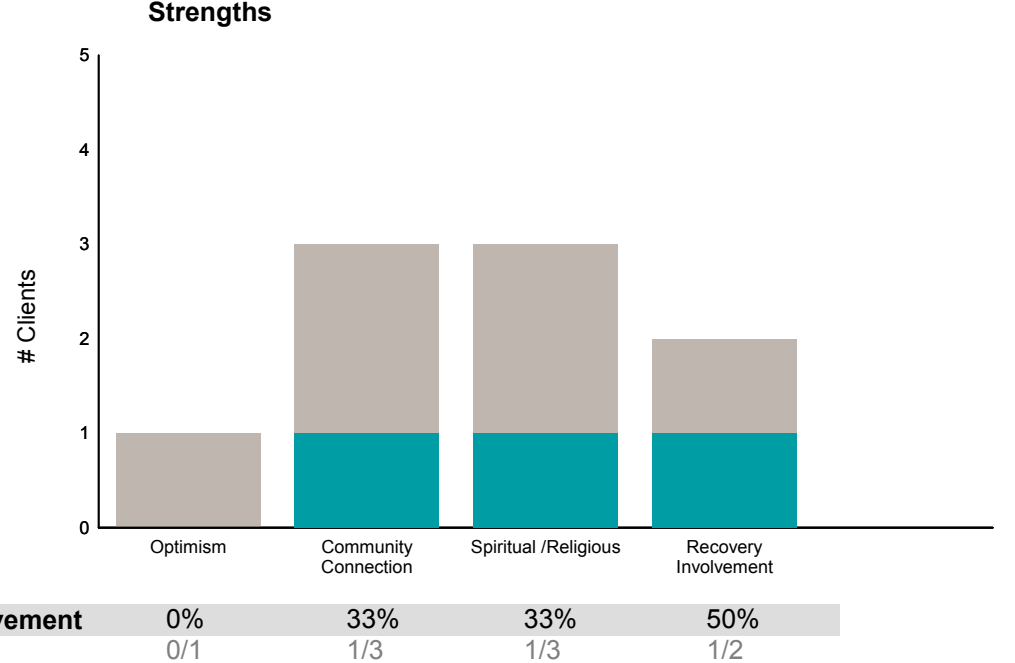
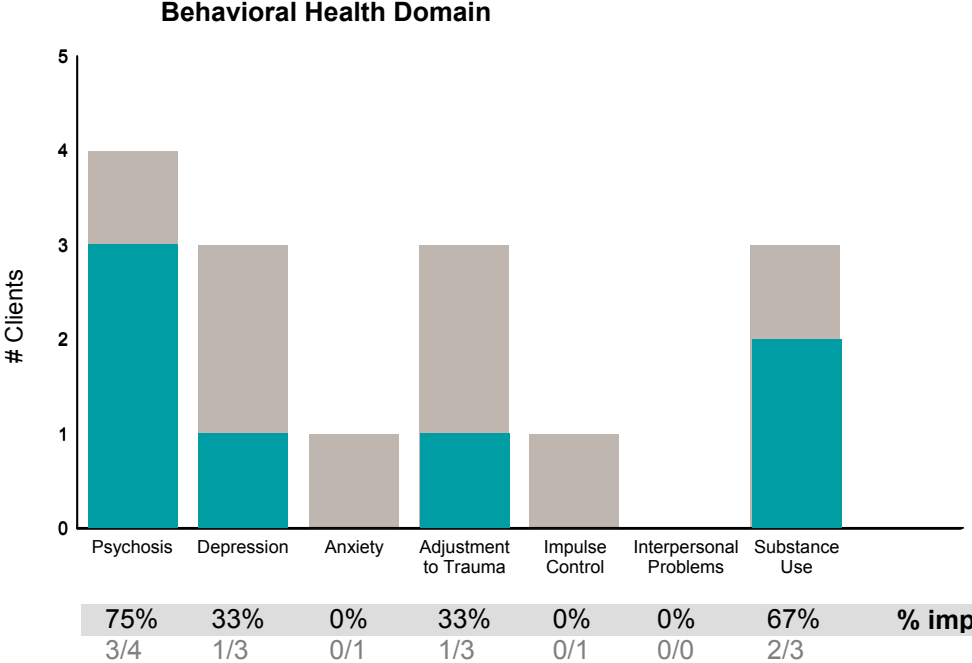




**FY20-21 Q1 Objective A.2 ANSA Outcomes Item-Level Report**  
**FSASF Older Adult FSP (3822G3)**

Didn't Improve
  Improved
 This report looks at current ANSAs to see how many clients improved on items rated 2 or 3 from the prior ANSA.

Num of episodes w/ min. 2 ANSAs: **5**      Average days between ANSAs: **326.8**      % clients improved on min. 30% of actionable items: **80% (= 4/5)**



This report reflects data from 7/1/2020 - 9/30/2020

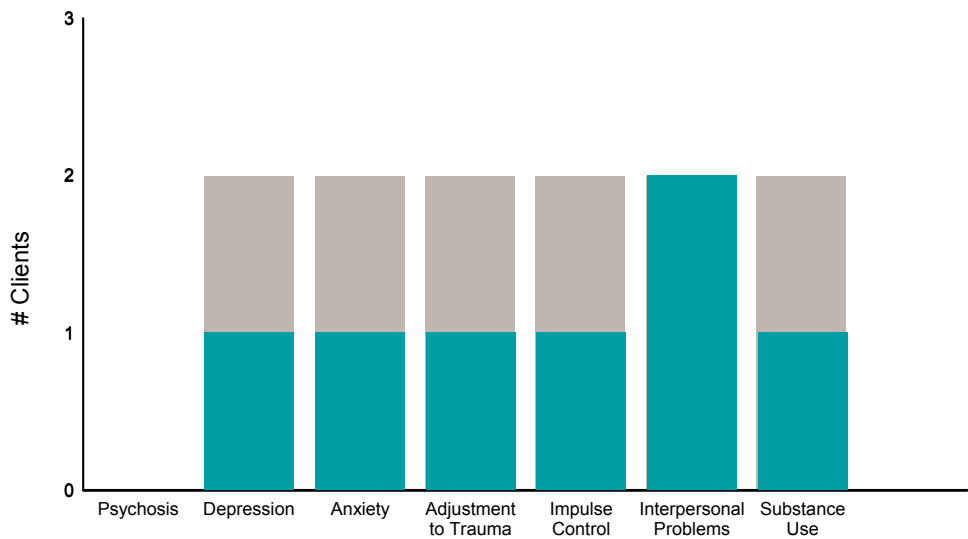


**FY20-21 Q1 Objective A.2 ANSA Outcomes Item-Level Report**  
**FSASF-Deaf Community Counseling (3822DC)**

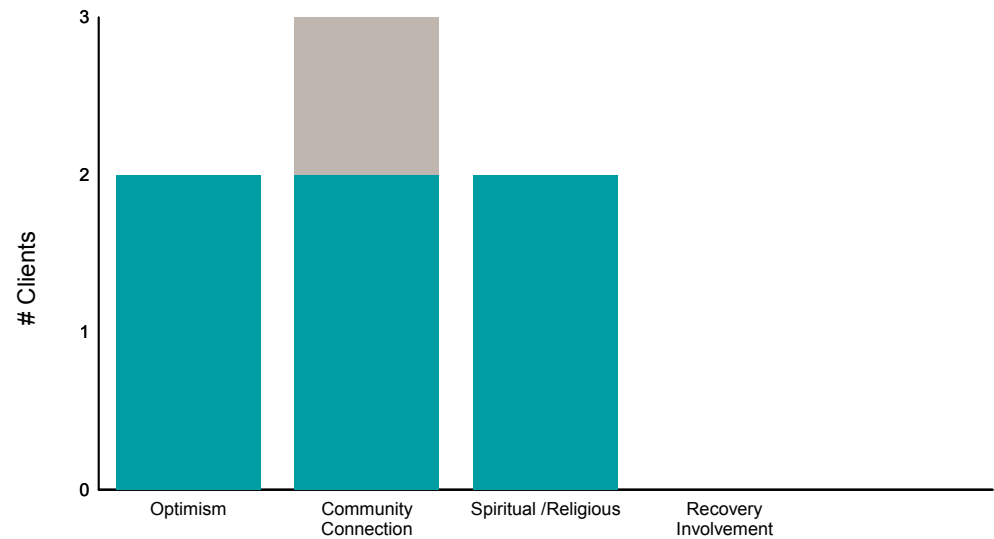
Didn't Improve
  Improved
 This report looks at current ANSAs to see how many clients improved on items rated 2 or 3 from the prior ANSA.

Num of episodes w/ min. 2 ANSAs: **3**      Average days between ANSAs: **377.7**      % clients improved on min. 30% of actionable items: **100% (= 3/3)**

**Behavioral Health Domain**

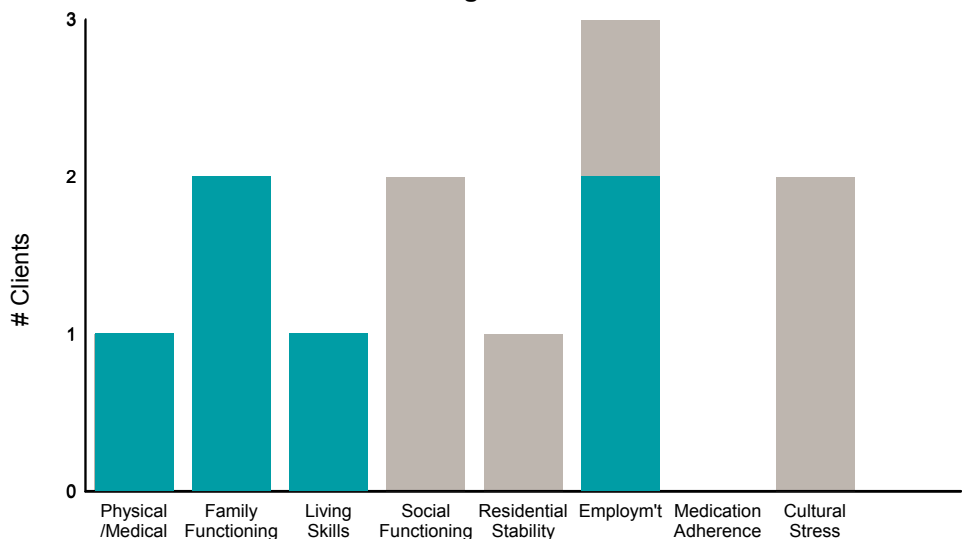


**Strengths**



Item	% improvement
Psychosis	0% (0/0)
Depression	50% (1/2)
Anxiety	50% (1/2)
Adjustment to Trauma	50% (1/2)
Impulse Control	50% (1/2)
Interpersonal Problems	100% (2/2)
Substance Use	50% (1/2)
Optimism	100% (2/2)
Community Connection	67% (2/3)
Spiritual /Religious	100% (2/2)
Recovery Involvement	0% (0/0)

**Life Domain Functioning**



**Risk Behaviors**



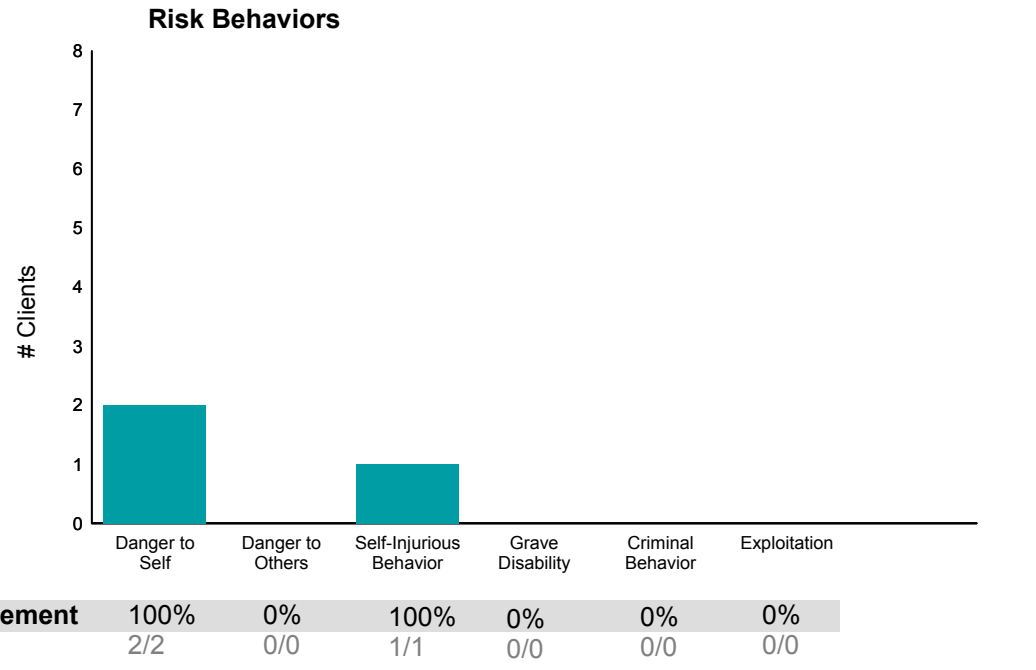
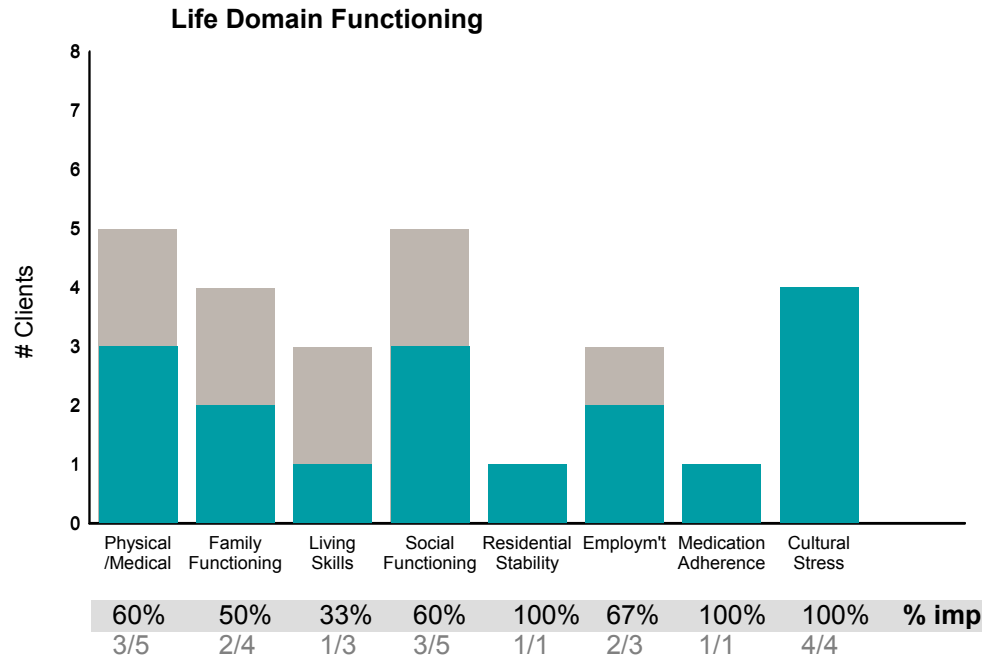
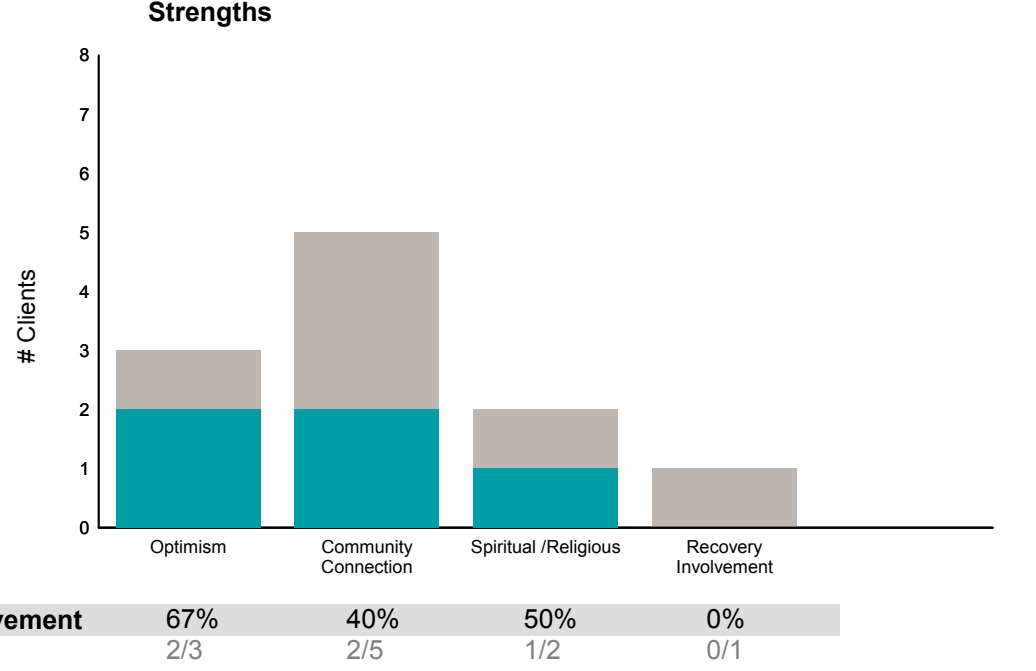
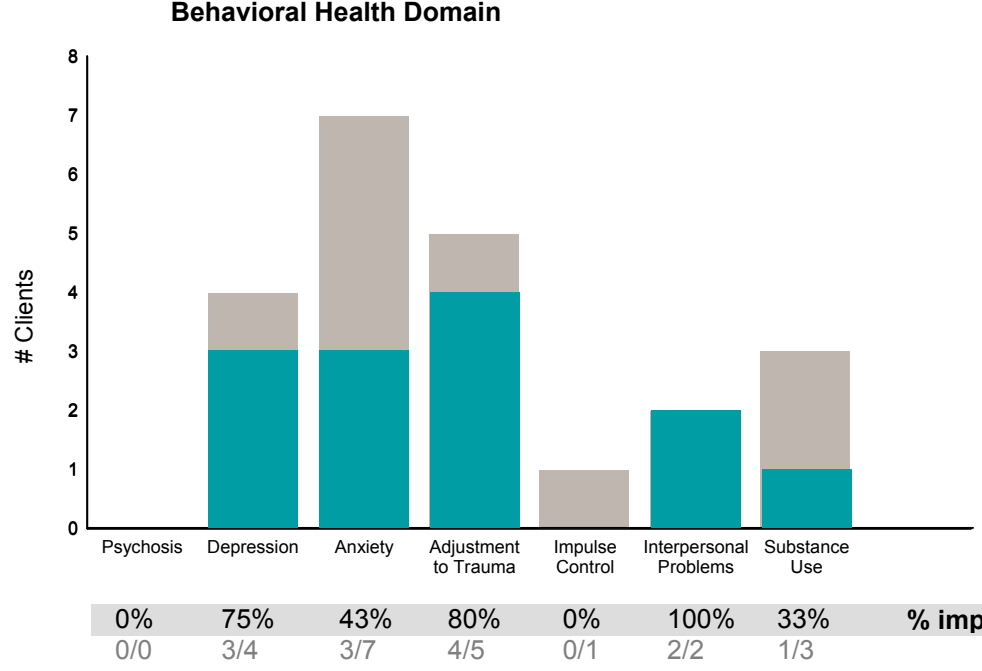
Item	% improvement
Physical /Medical	100% (1/1)
Family Functioning	100% (2/2)
Living Skills	100% (1/1)
Social Functioning	0% (0/2)
Residential Stability	0% (0/1)
Employment	67% (2/3)
Medication Adherence	0% (0/0)
Cultural Stress	0% (0/2)
Danger to Self	0% (0/0)
Danger to Others	0% (0/0)
Self-Injurious Behavior	0% (0/0)
Grave Disability	0% (0/0)
Criminal Behavior	0% (0/0)
Exploitation	0% (0/0)

This report reflects data from 7/1/2020 - 9/30/2020

**FY20-21 Q1 Objective A.2 ANSA Outcomes Item-Level Report**  
**GENDER MENTAL HEALTH SERVICES (38BH08)**

Didn't Improve
  Improved
 This report looks at current ANSAs to see how many clients improved on items rated 2 or 3 from the prior ANSA.

Num of episodes w/ min. 2 ANSAs: **8**      Average days between ANSAs: **356.8**      % clients improved on min. 30% of actionable items: **75% (= 6/8)**



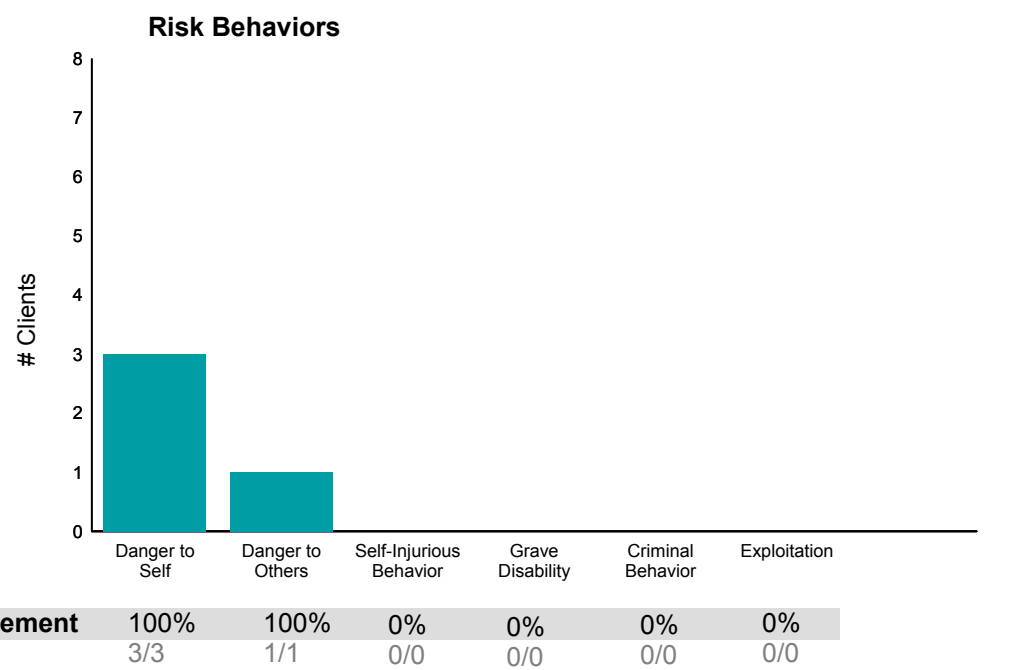
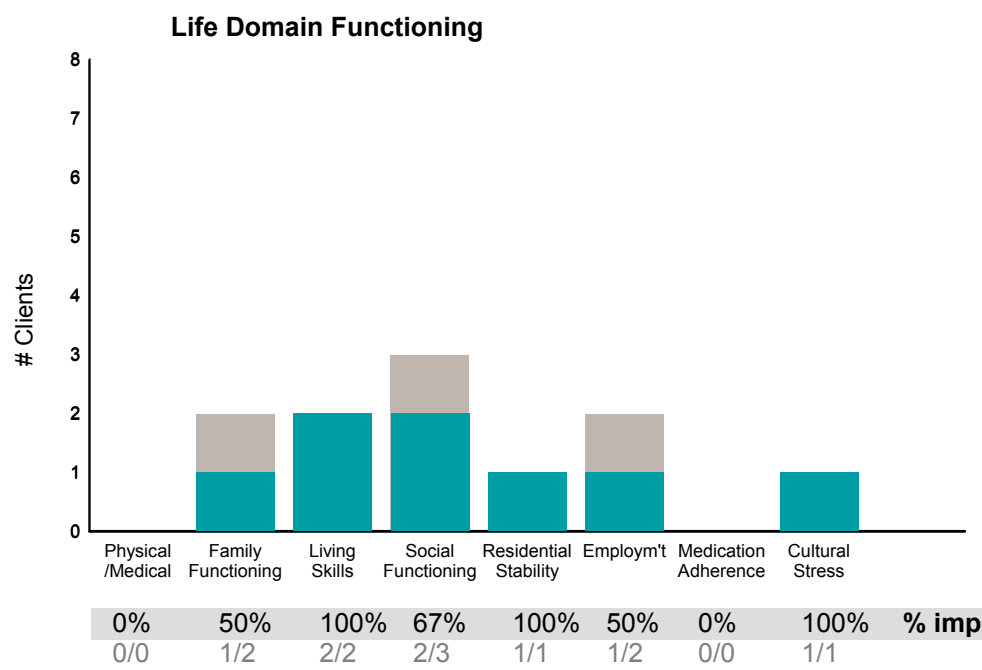
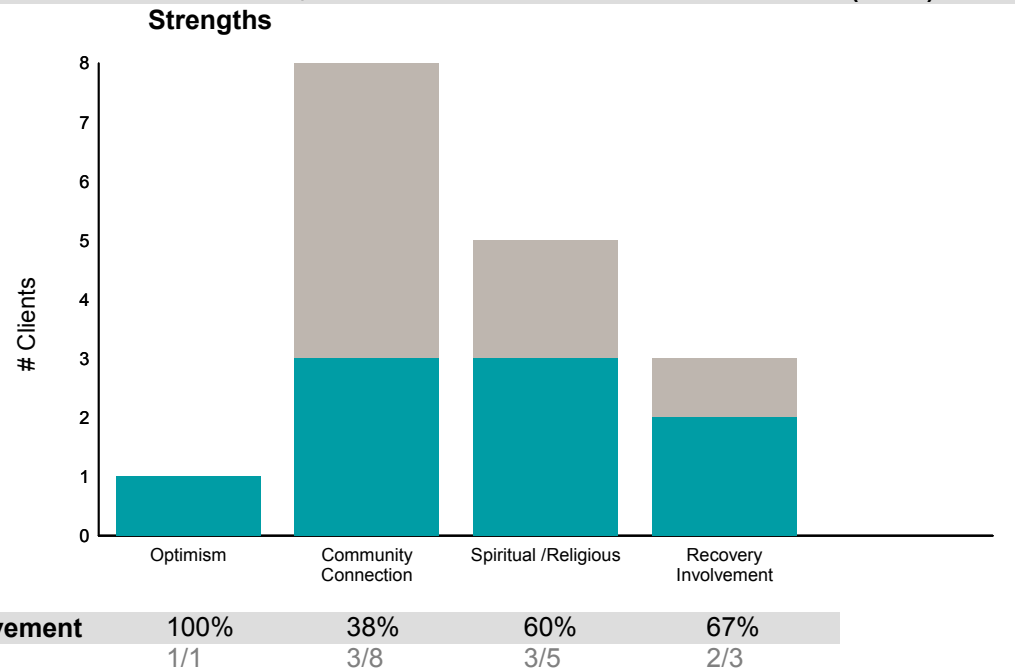
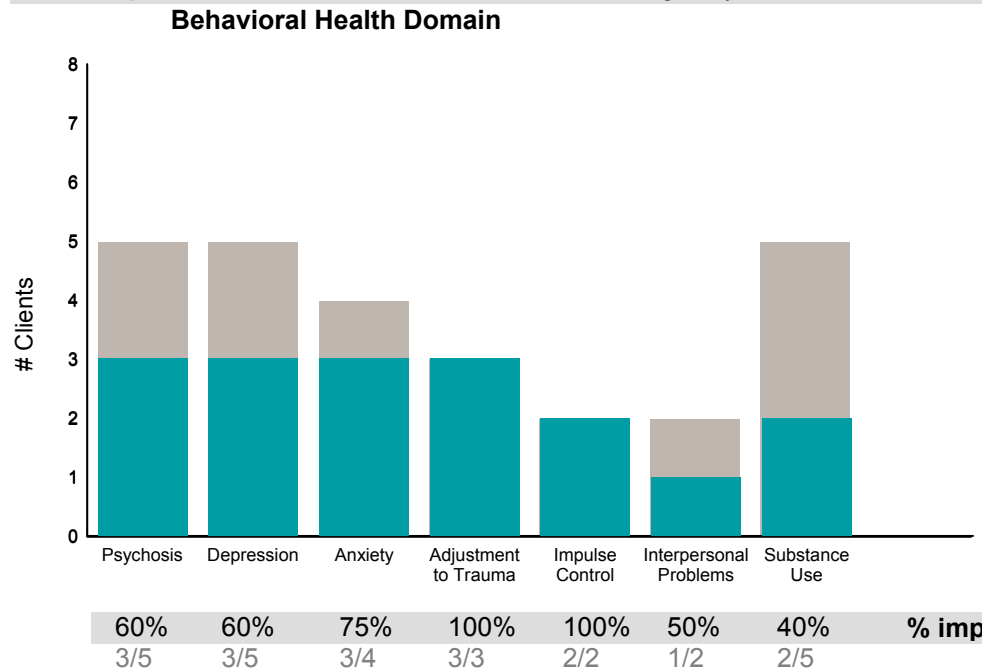
This report reflects data from 7/1/2020 - 9/30/2020



**FY20-21 Q1 Objective A.2 ANSA Outcomes Item-Level Report**  
**GSW FSASF-Prevention+Rec PREP (8990EP)**

Didn't Improve
  Improved
 This report looks at current ANSAs to see how many clients improved on items rated 2 or 3 from the prior ANSA.

Num of episodes w/ min. 2 ANSAs: **8**      Average days between ANSAs: **322.3**      % clients improved on min. 30% of actionable items: **100% (= 8/8)**

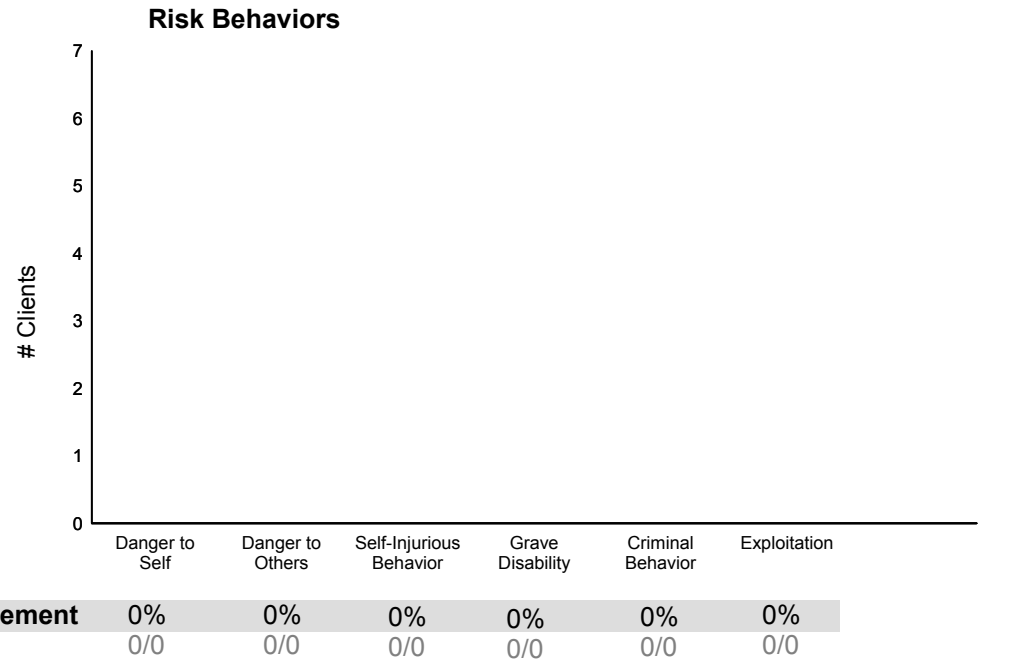
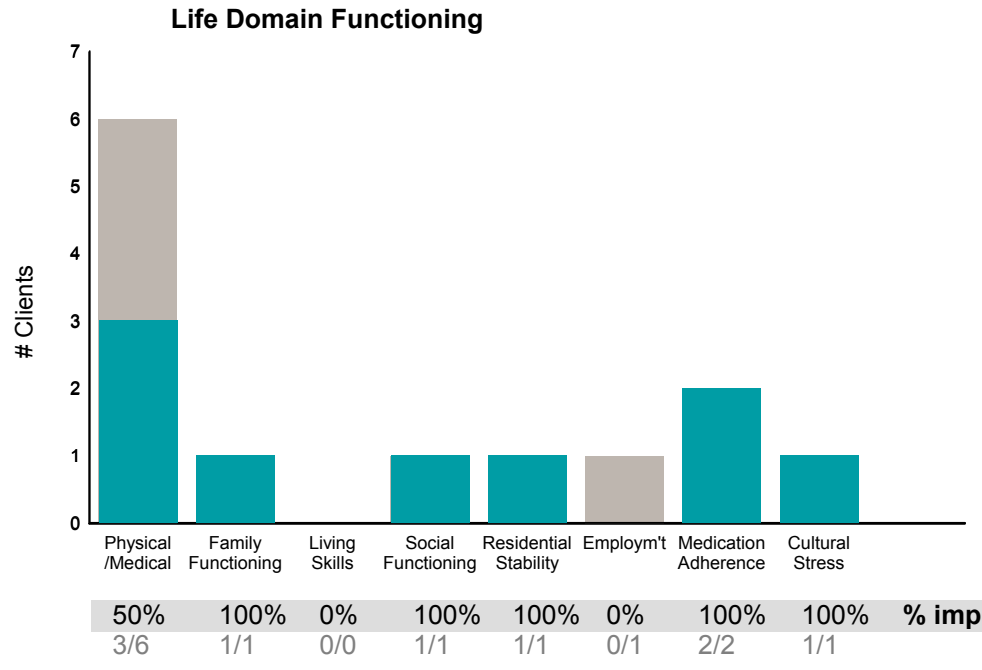
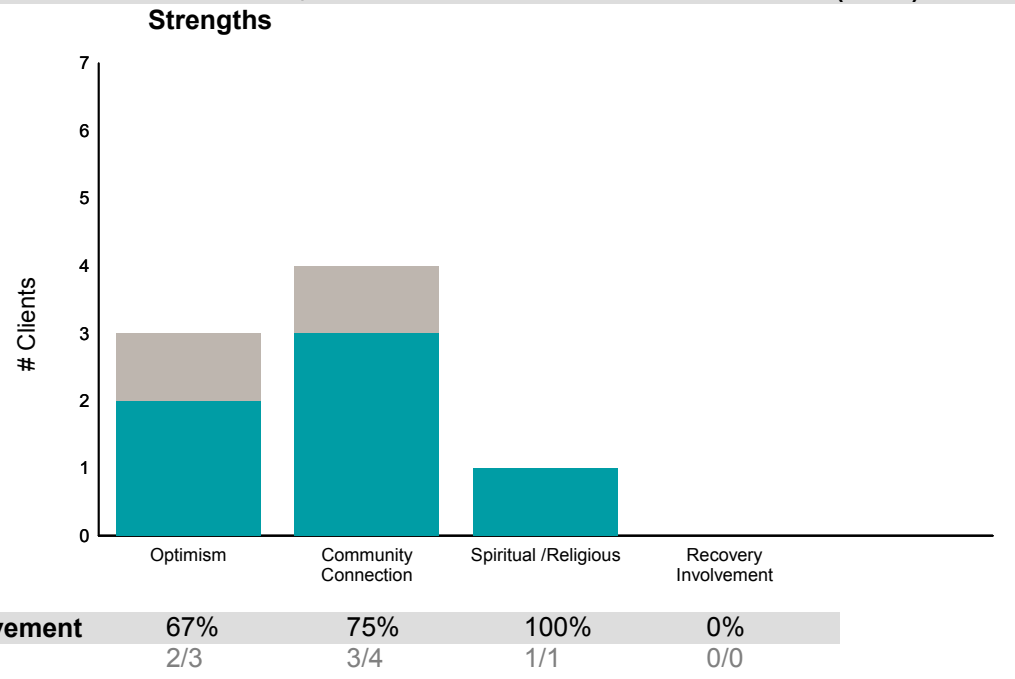
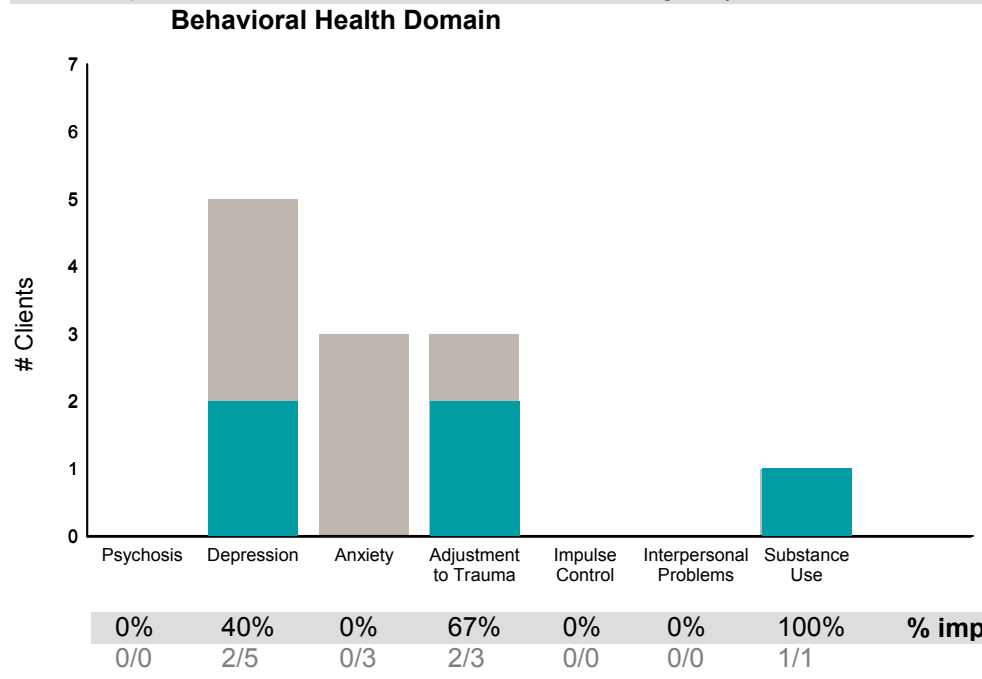


This report reflects data from 7/1/2020 - 9/30/2020

**FY20-21 Q1 Objective A.2 ANSA Outcomes Item-Level Report**  
**HIV MENTAL HEALTH CASE MGM (38BH02)**

Didn't Improve
  Improved
 This report looks at current ANSAs to see how many clients improved on items rated 2 or 3 from the prior ANSA.

Num of episodes w/ min. 2 ANSAs: **7**      Average days between ANSAs: **359.9**      % clients improved on min. 30% of actionable items: **86% (= 6/7)**



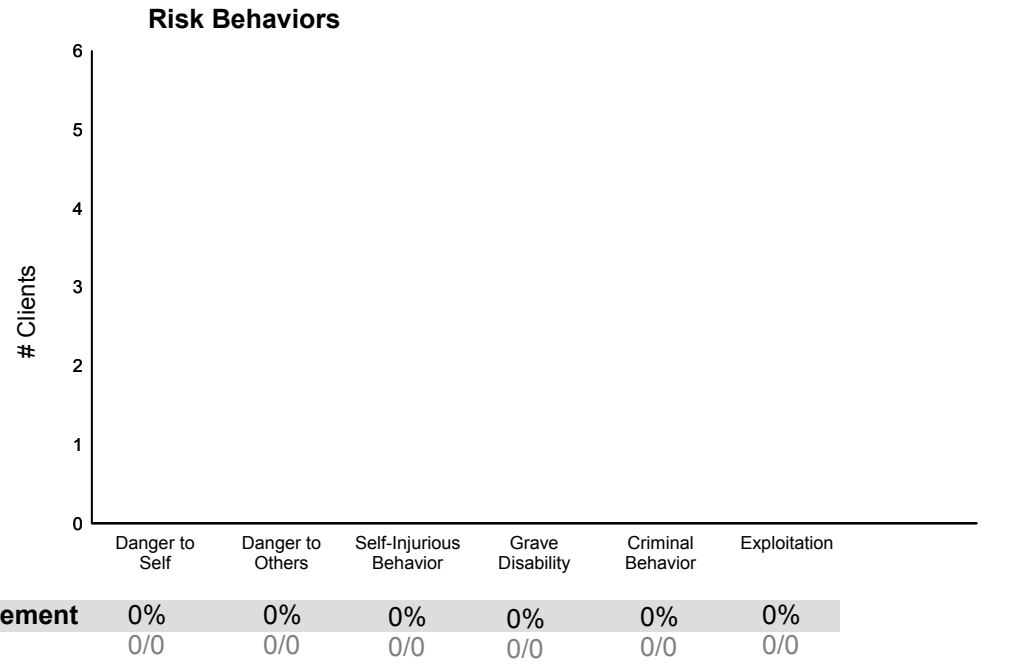
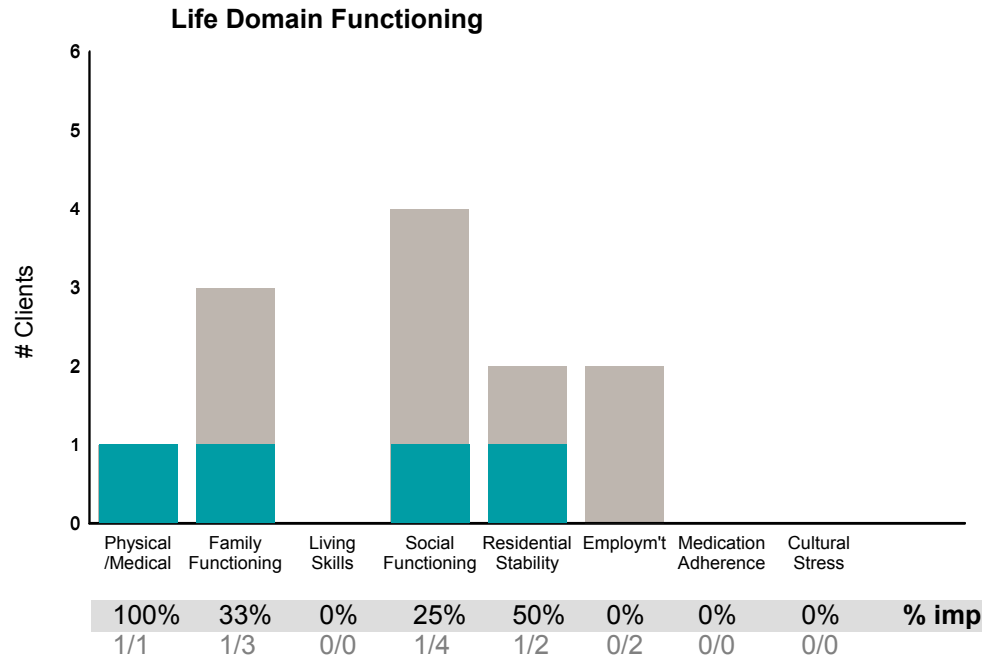
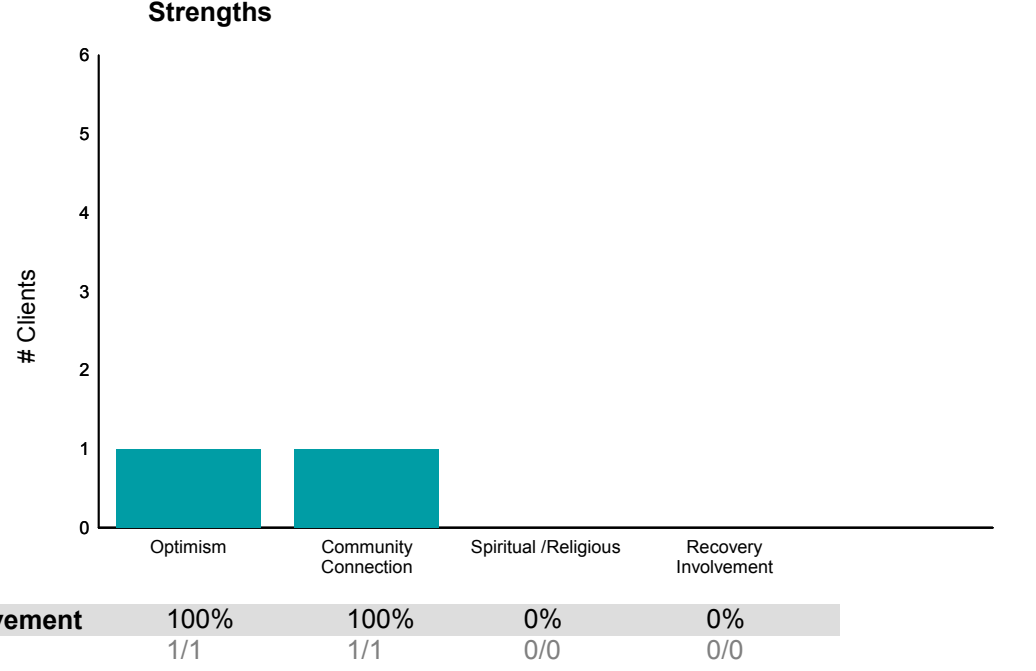
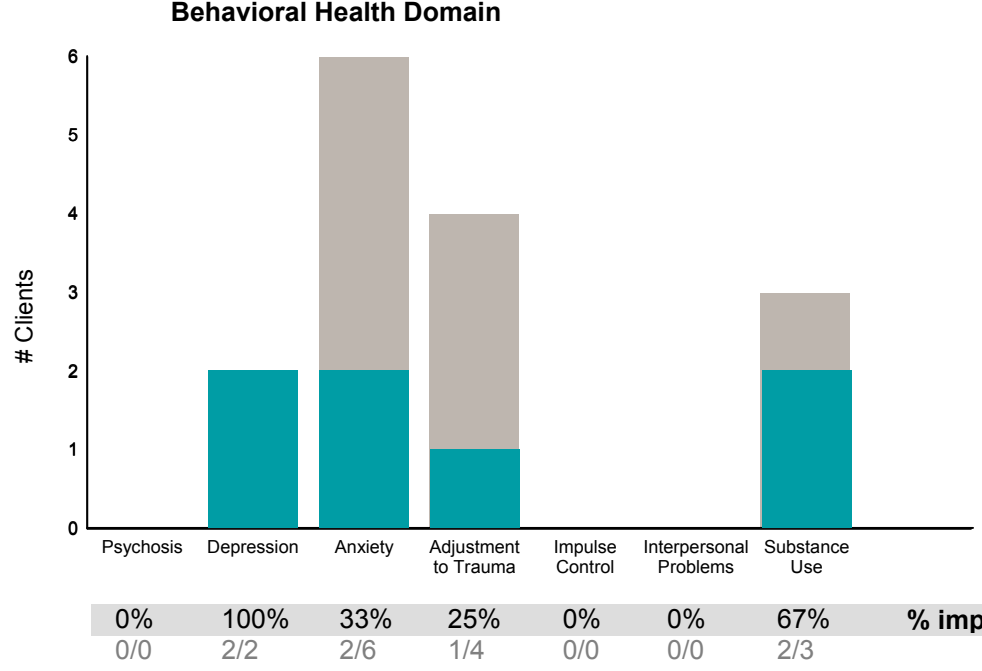
This report reflects data from 7/1/2020 - 9/30/2020



**FY20-21 Q1 Objective A.2 ANSA Outcomes Item-Level Report**  
**HR360 Adult MH OP(38K3OP)**

Didn't Improve
  Improved
 This report looks at current ANSAs to see how many clients improved on items rated 2 or 3 from the prior ANSA.

Num of episodes w/ min. 2 ANSAs: **6**      Average days between ANSAs: **281.7**      % clients improved on min. 30% of actionable items: **50% (= 3/6)**



This report reflects data from 7/1/2020 - 9/30/2020

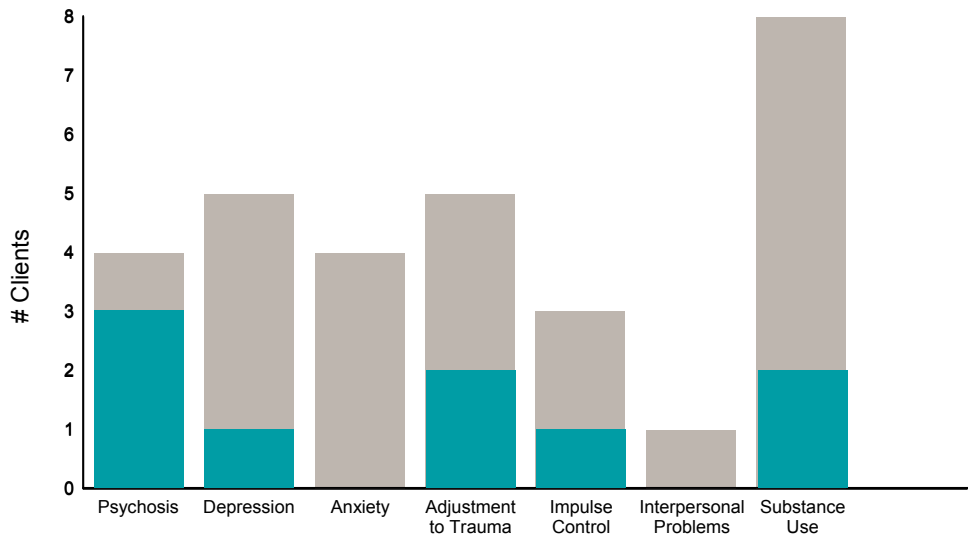


**FY20-21 Q1 Objective A.2 ANSA Outcomes Item-Level Report**  
**Hyde Adult FSP Outpatient (38BRA3)**

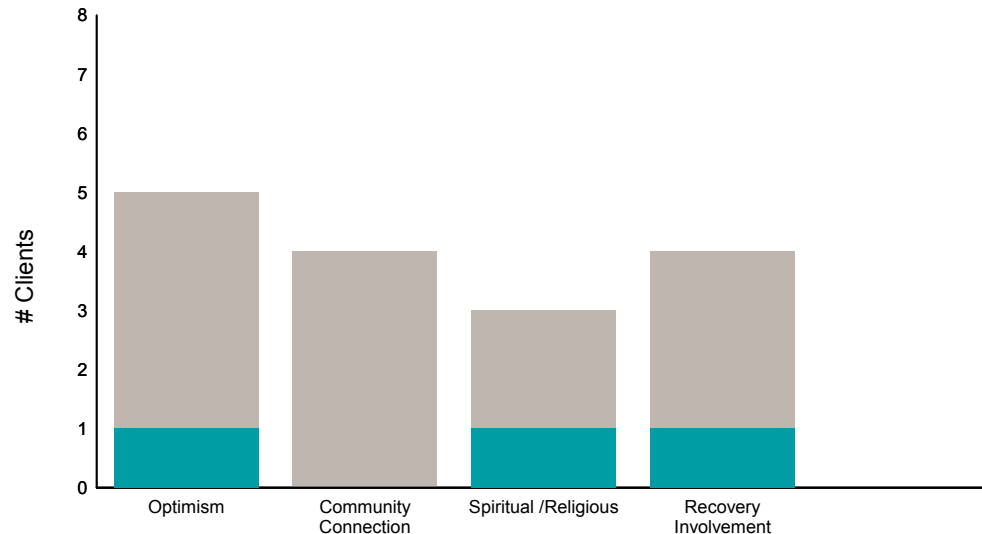
Didn't Improve
  Improved
 This report looks at current ANSAs to see how many clients improved on items rated 2 or 3 from the prior ANSA.

Num of episodes w/ min. 2 ANSAs: **8**      Average days between ANSAs: **286.5**      % clients improved on min. 30% of actionable items: **63% (= 5/8)**

**Behavioral Health Domain**

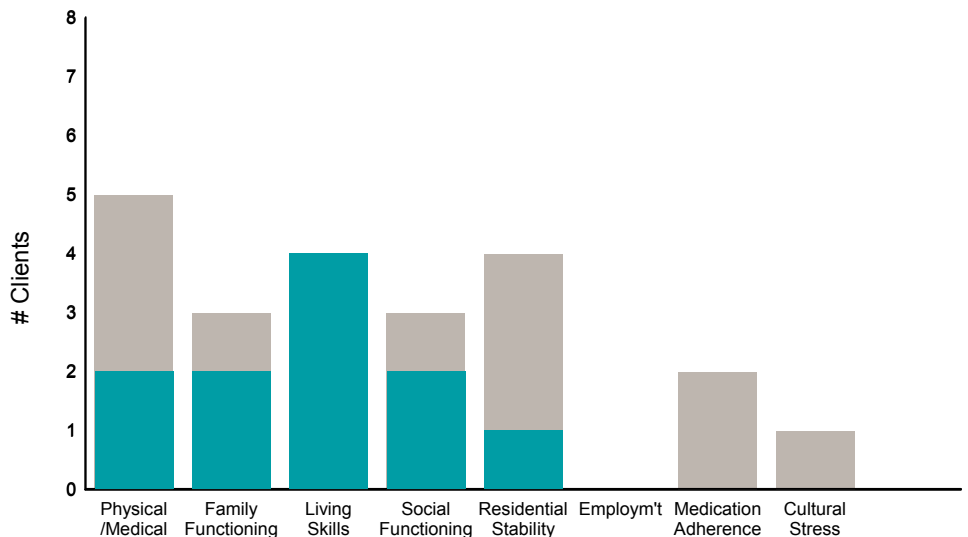


**Strengths**

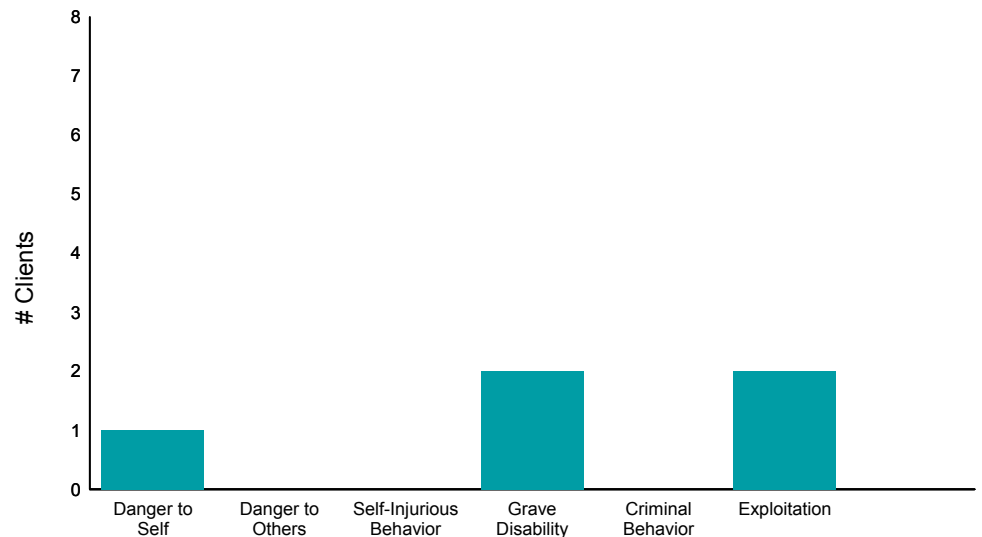


Item	% improvement	Item	% improvement
Psychosis	75% (3/4)	Optimism	20% (1/5)
Depression	20% (1/5)	Community Connection	0% (0/4)
Anxiety	0% (0/4)	Spiritual /Religious	33% (1/3)
Adjustment to Trauma	40% (2/5)	Recovery Involvement	25% (1/4)
Impulse Control	33% (1/3)		
Interpersonal Problems	0% (0/1)		
Substance Use	25% (2/8)		

**Life Domain Functioning**



**Risk Behaviors**



Item	% improvement	Item	% improvement
Physical /Medical	40% (2/5)	Danger to Self	100% (1/1)
Family Functioning	67% (2/3)	Danger to Others	0% (0/0)
Living Skills	100% (4/4)	Self-Injurious Behavior	0% (0/0)
Social Functioning	67% (2/3)	Grave Disability	100% (2/2)
Residential Stability	25% (1/4)	Criminal Behavior	0% (0/0)
Employment	0% (0/0)	Exploitation	100% (2/2)
Medication Adherence	0% (0/2)		
Cultural Stress	0% (0/1)		

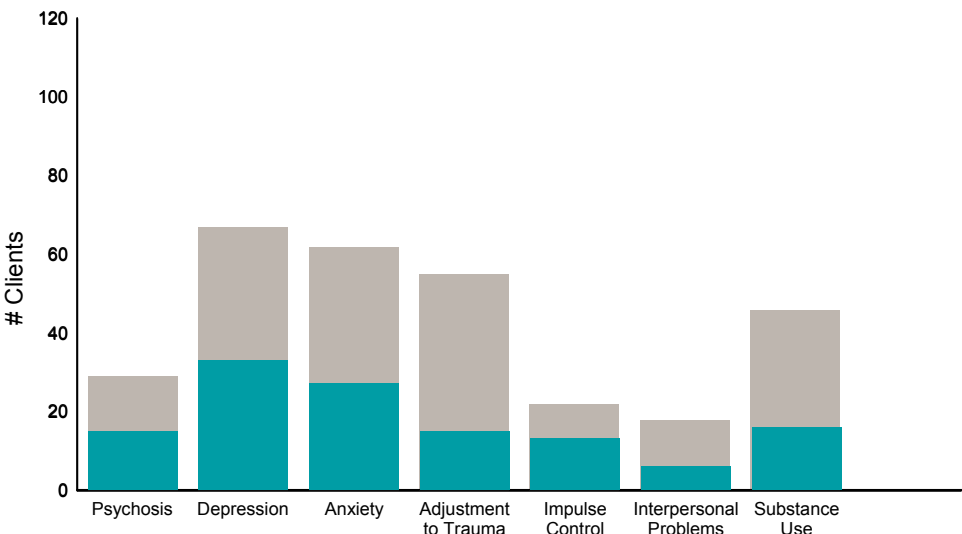
This report reflects data from 7/1/2020 - 9/30/2020

**FY20-21 Q1 Objective A.2 ANSA Outcomes Item-Level Report**  
**Hyde St Community Services Inc. (38BR3)**

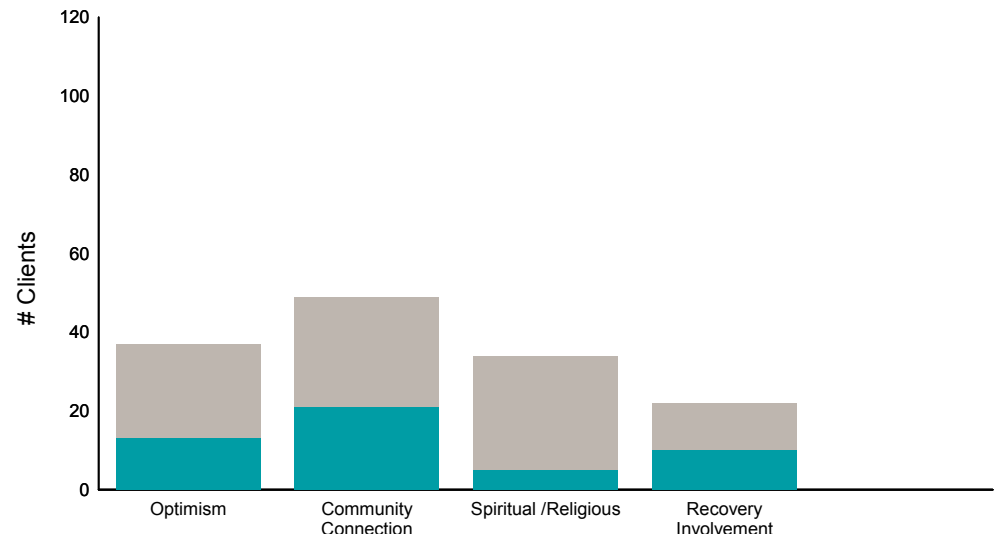
Didn't Improve
  Improved
 This report looks at current ANSAs to see how many clients improved on items rated 2 or 3 from the prior ANSA.

Num of episodes w/ min. 2 ANSAs: 107      Average days between ANSAs: 385.4      % clients improved on min. 30% of actionable items: **59% (= 57/96)**

**Behavioral Health Domain**

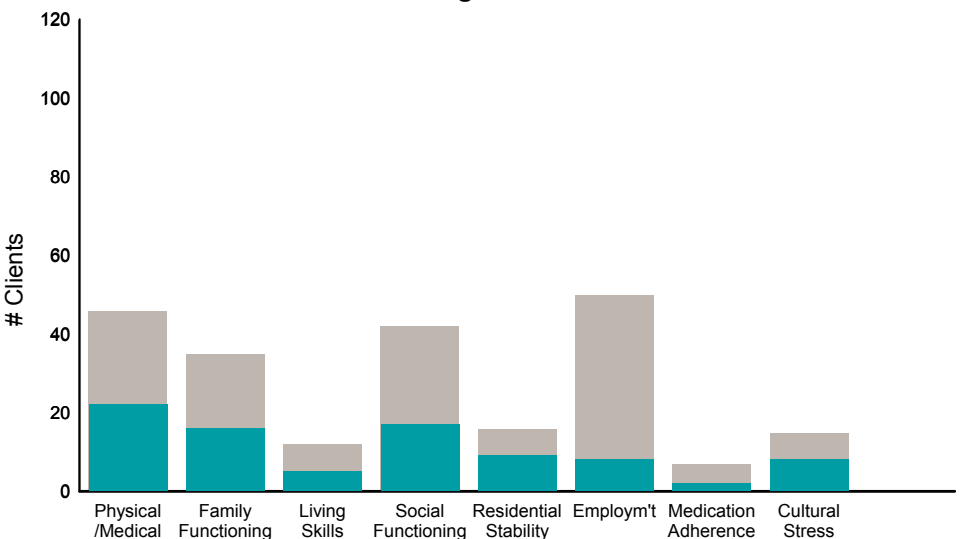


**Strengths**




Item	% improvement
Psychosis	52% (15/29)
Depression	49% (33/67)
Anxiety	44% (27/62)
Adjustment to Trauma	27% (15/55)
Impulse Control	59% (13/22)
Interpersonal Problems	33% (6/18)
Substance Use	35% (16/46)
Optimism	35% (13/37)
Community Connection	43% (21/49)
Spiritual /Religious	15% (5/34)
Recovery Involvement	45% (10/22)

**Life Domain Functioning**



**Risk Behaviors**



Item	% improvement
Physical /Medical	48% (22/46)
Family Functioning	46% (16/35)
Living Skills	42% (5/12)
Social Functioning	40% (17/42)
Residential Stability	56% (9/16)
Employ'm't	16% (8/50)
Medication Adherence	29% (2/7)
Cultural Stress	53% (8/15)
Danger to Self	67% (6/9)
Danger to Others	100% (1/1)
Self-Injurious Behavior	100% (1/1)
Grave Disability	0% (0/0)
Criminal Behavior	50% (1/2)
Exploitation	0% (0/1)

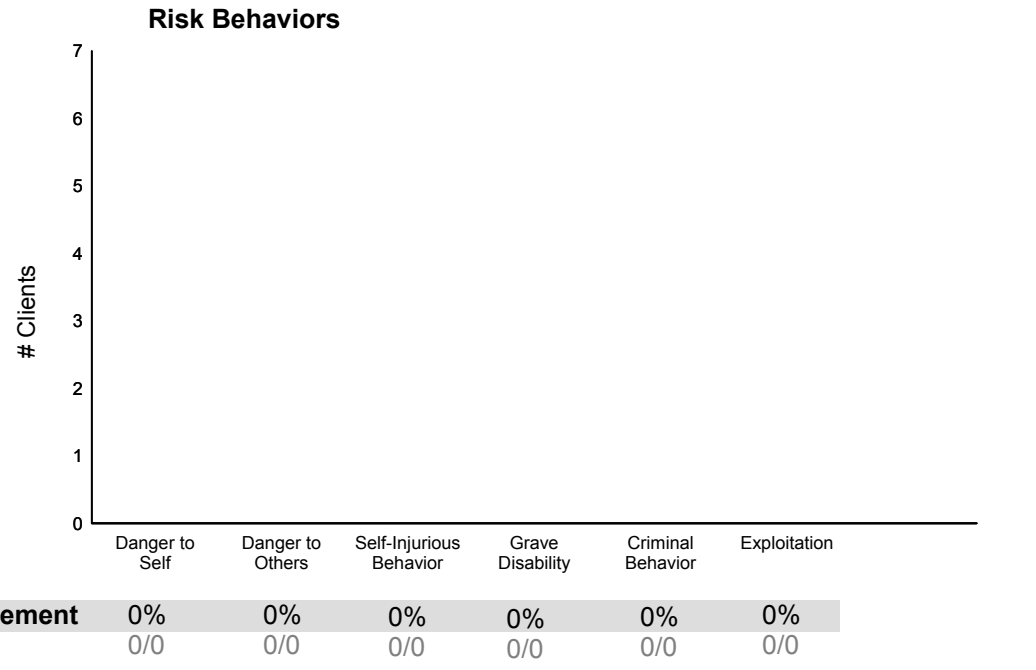
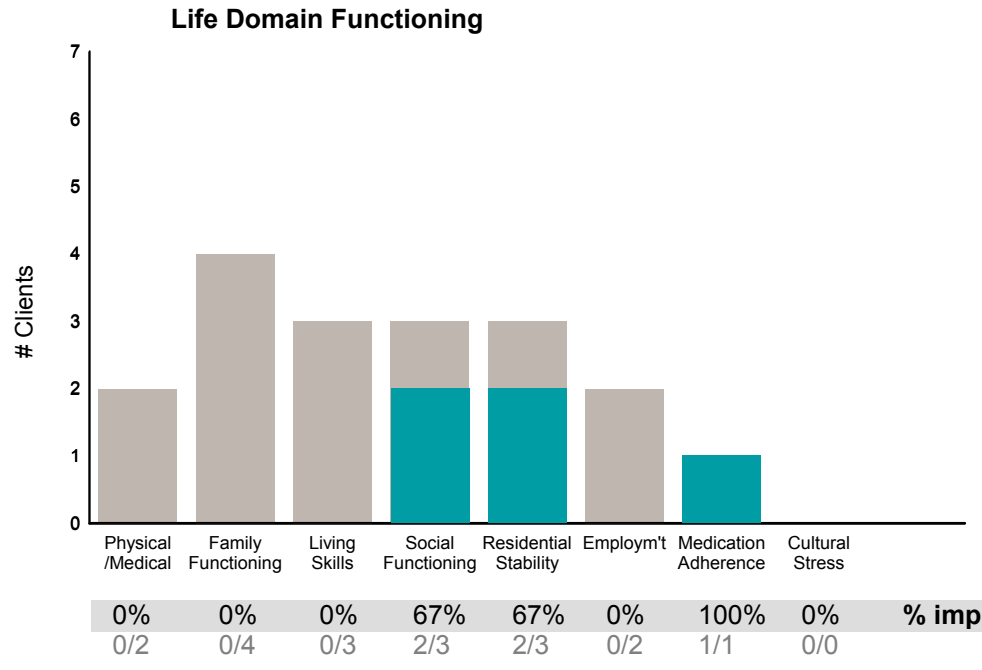
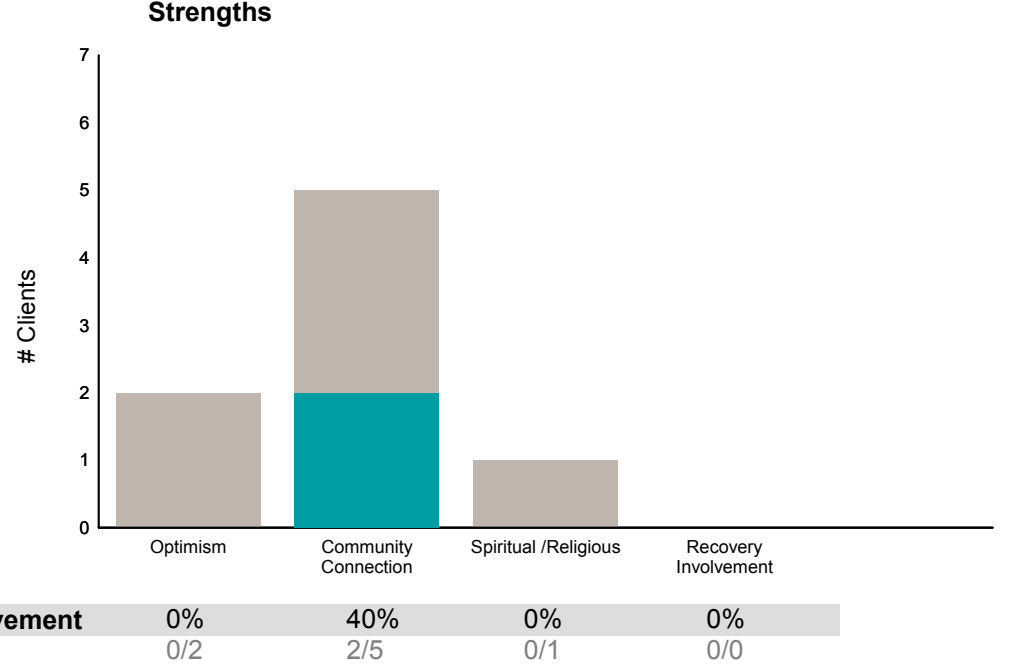
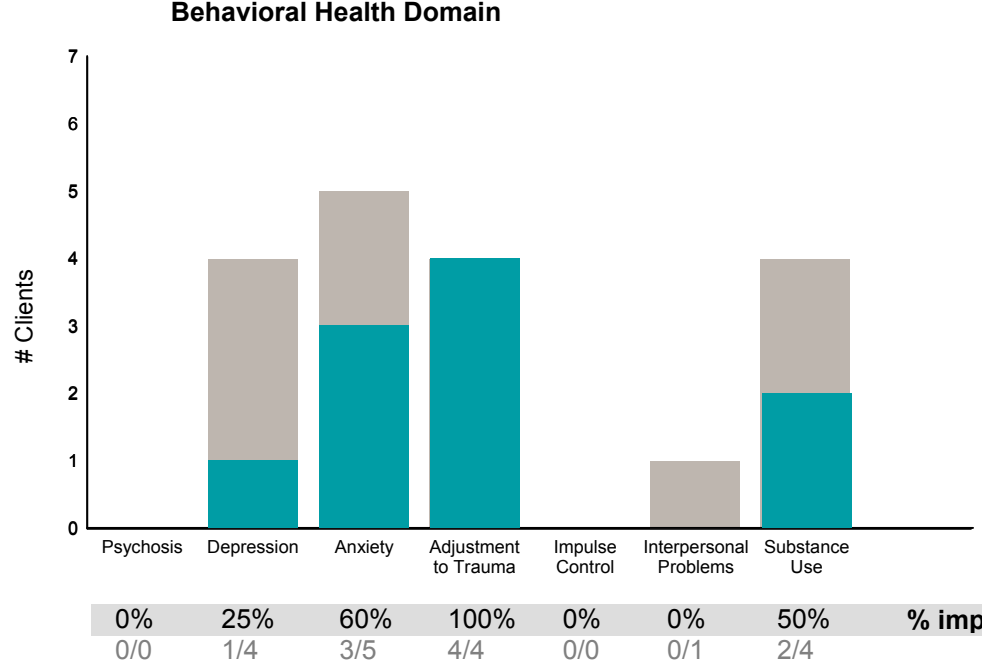
This report reflects data from 7/1/2020 - 9/30/2020



**FY20-21 Q1 Objective A.2 ANSA Outcomes Item-Level Report**  
**Infant Parent Prg (38C84)**

Didn't Improve
  Improved
 This report looks at current ANSAs to see how many clients improved on items rated 2 or 3 from the prior ANSA.

Num of episodes w/ min. 2 ANSAs: **7**      Average days between ANSAs: **294.7**      % clients improved on min. 30% of actionable items: **71% (= 5/7)**



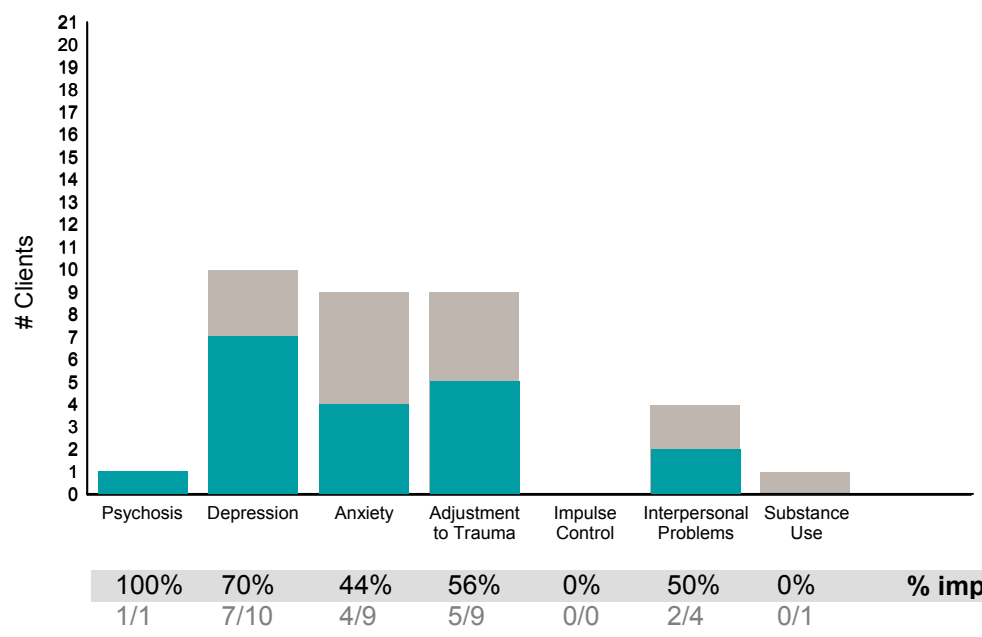
This report reflects data from 7/1/2020 - 9/30/2020



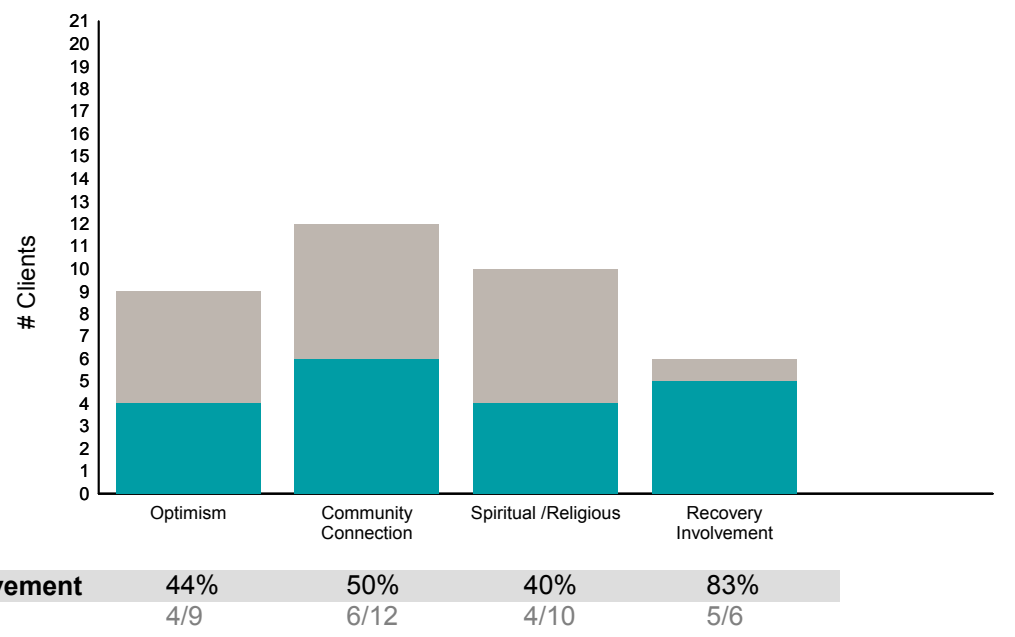
Didn't Improve
  Improved
 This report looks at current ANSAs to see how many clients improved on items rated 2 or 3 from the prior ANSA.

Num of episodes w/ min. 2 ANSAs: 21      Average days between ANSAs: 335.8      % clients improved on min. 30% of actionable items: **63% (= 10/16)**

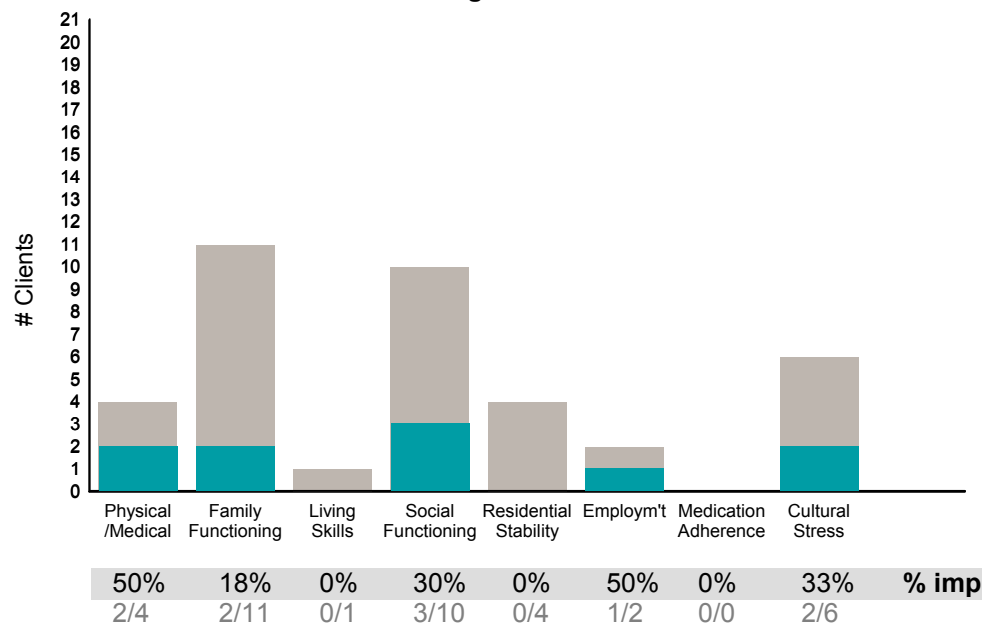
**Behavioral Health Domain**



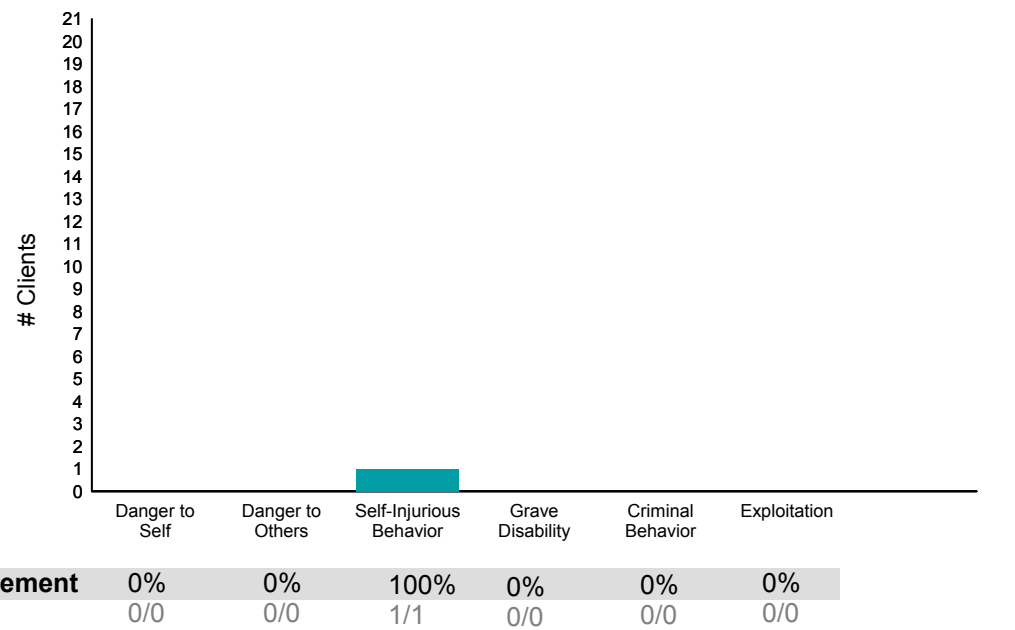
**Strengths**



**Life Domain Functioning**



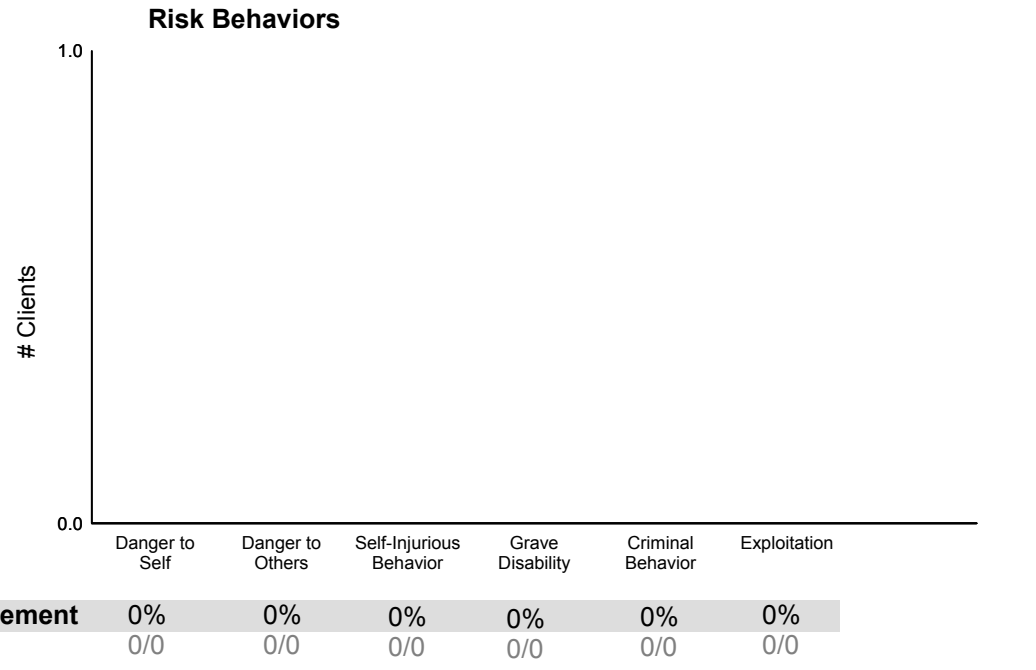
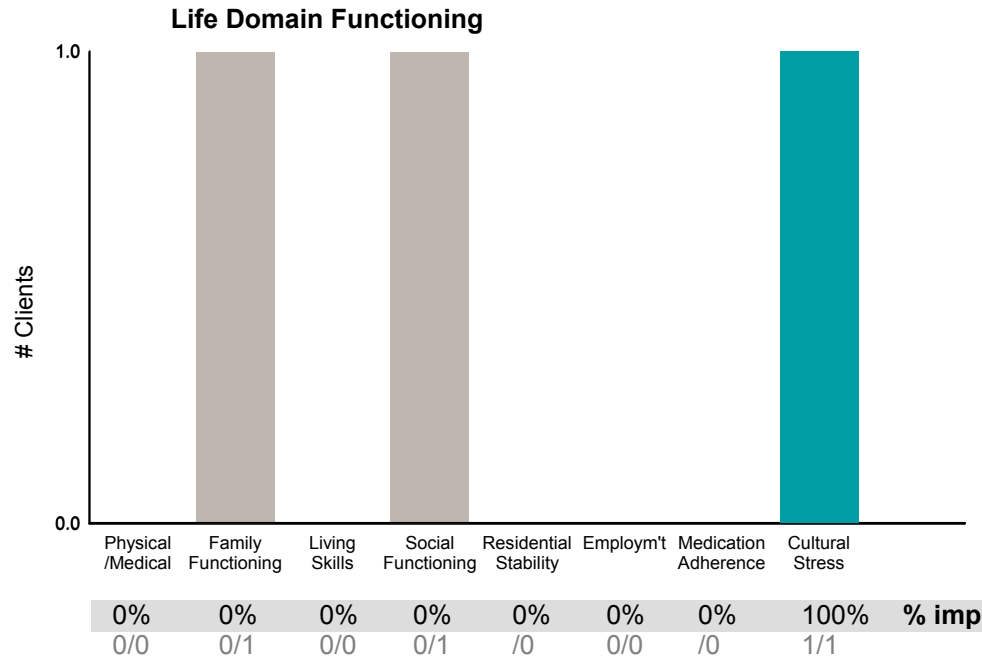
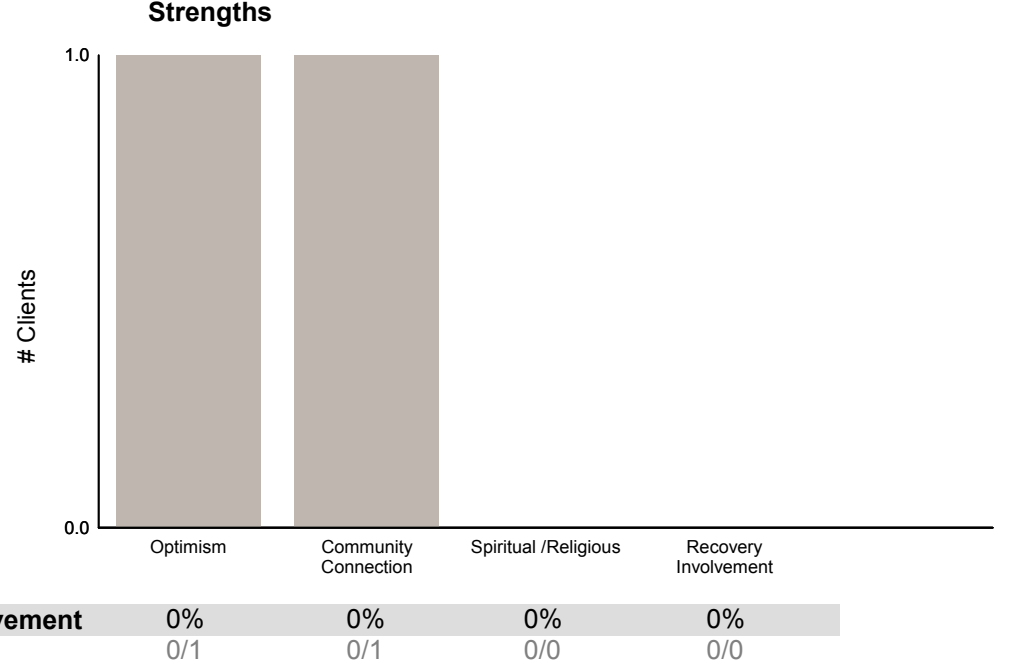
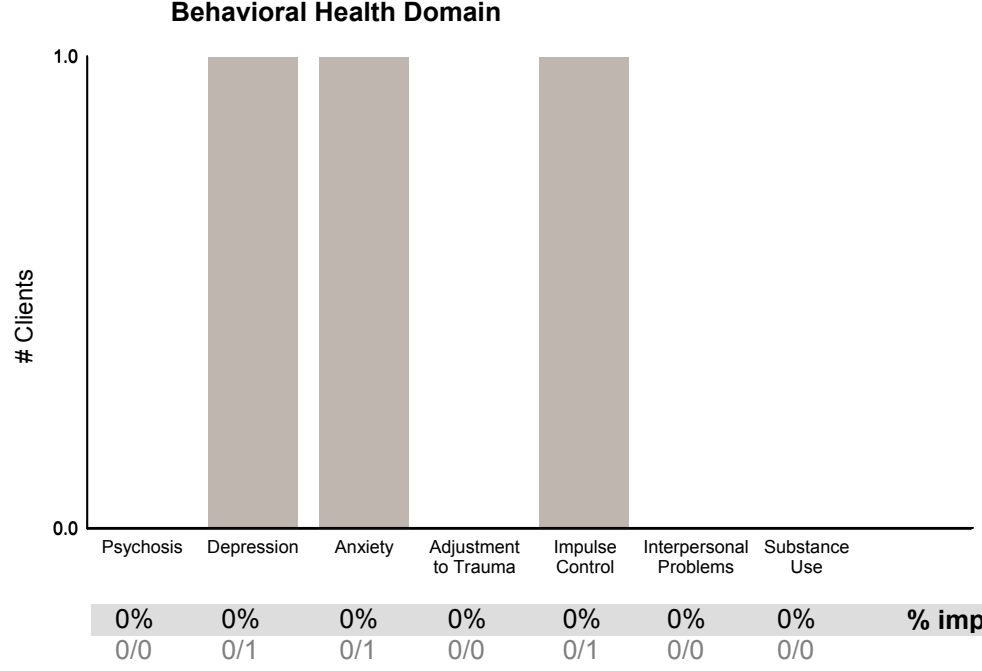
**Risk Behaviors**



**FY20-21 Q1 Objective A.2 ANSA Outcomes Item-Level Report**  
**Instituto Fam EPSDT (38185)**

Didn't Improve
  Improved
 This report looks at current ANSAs to see how many clients improved on items rated 2 or 3 from the prior ANSA.

Num of episodes w/ min. 2 ANSAs: **1**      Average days between ANSAs: **146.0**      % clients improved on min. 30% of actionable items: **0%**



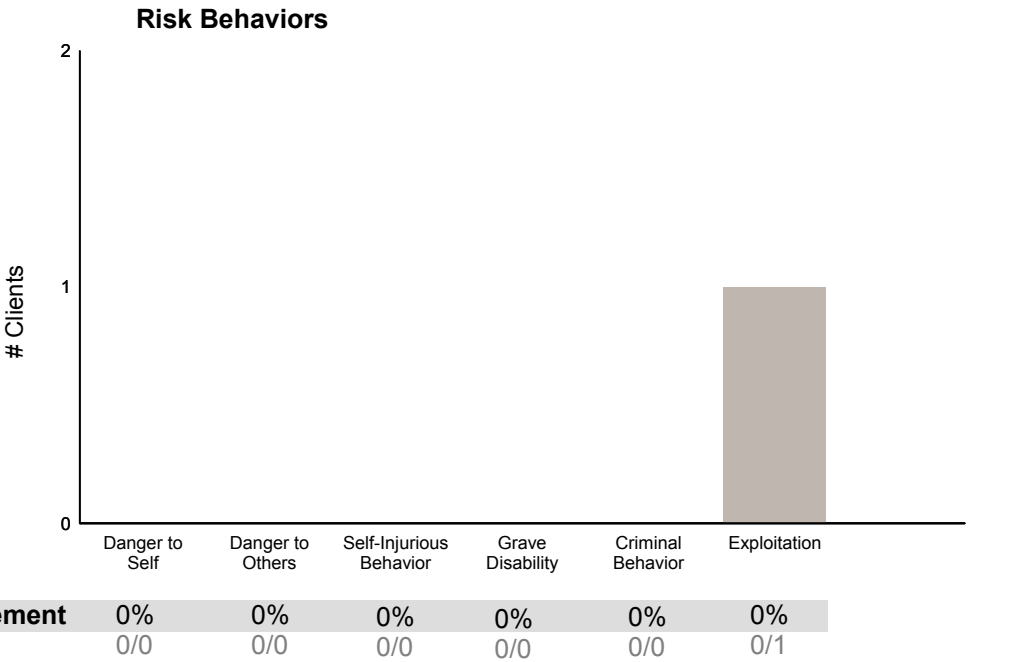
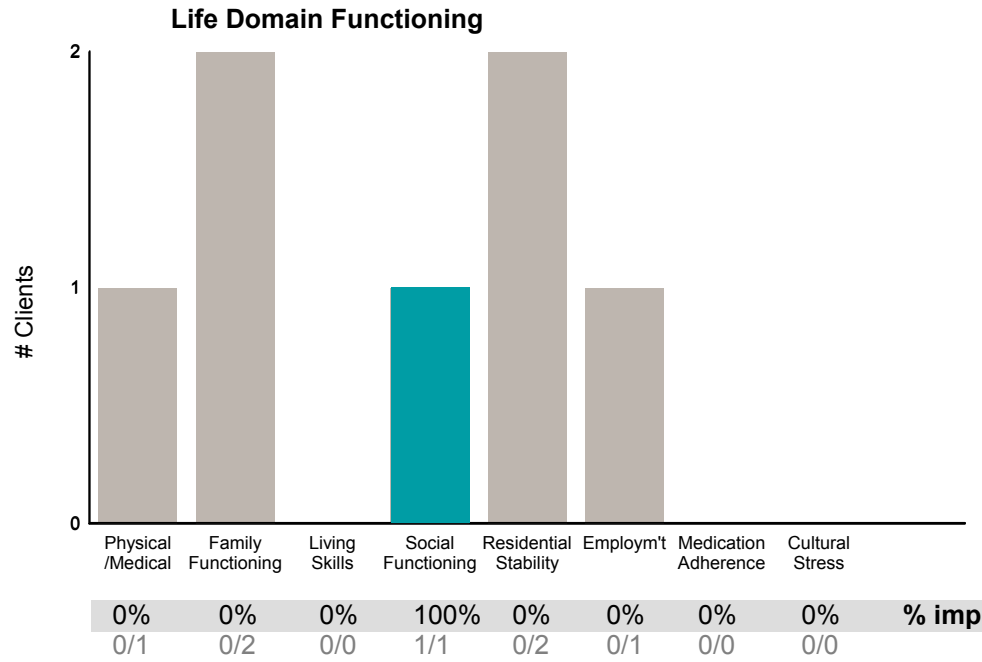
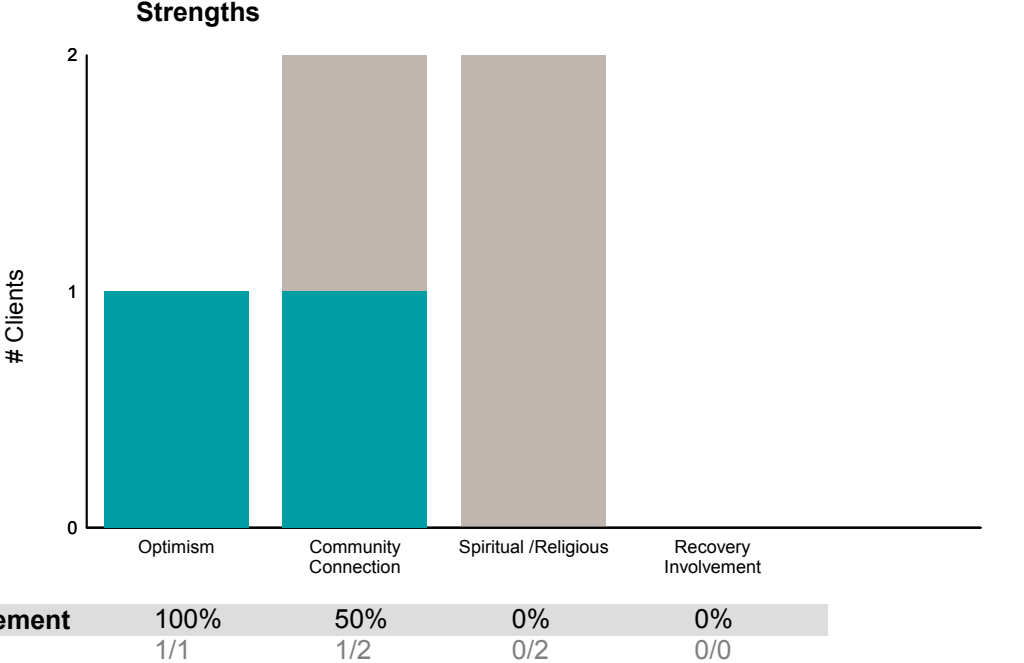
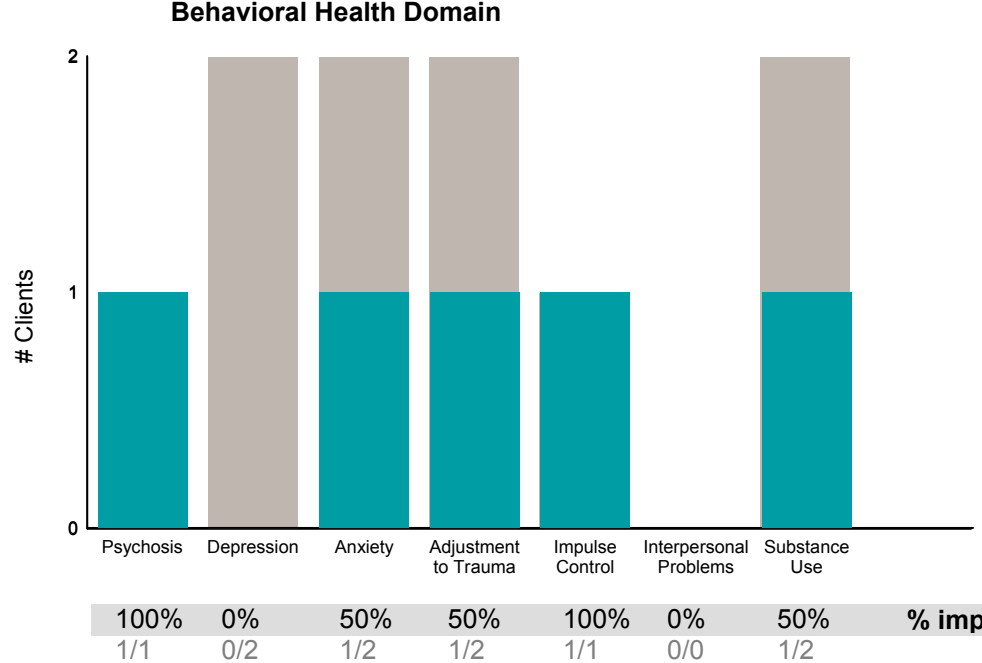
This report reflects data from 7/1/2020 - 9/30/2020



**FY20-21 Q1 Objective A.2 ANSA Outcomes Item-Level Report**  
**La Amistad Residential Adult & Day Treatment (38091, 38092)**

Didn't Improve
  Improved
 This report looks at current ANSAs to see how many clients improved on items rated 2 or 3 from the prior ANSA.

Num of episodes w/ min. 2 ANSAs: **2**      Average days between ANSAs: **81.5**      % clients improved on min. 30% of actionable items: **50% (= 1/2)**



This report reflects data from 7/1/2020 - 9/30/2020

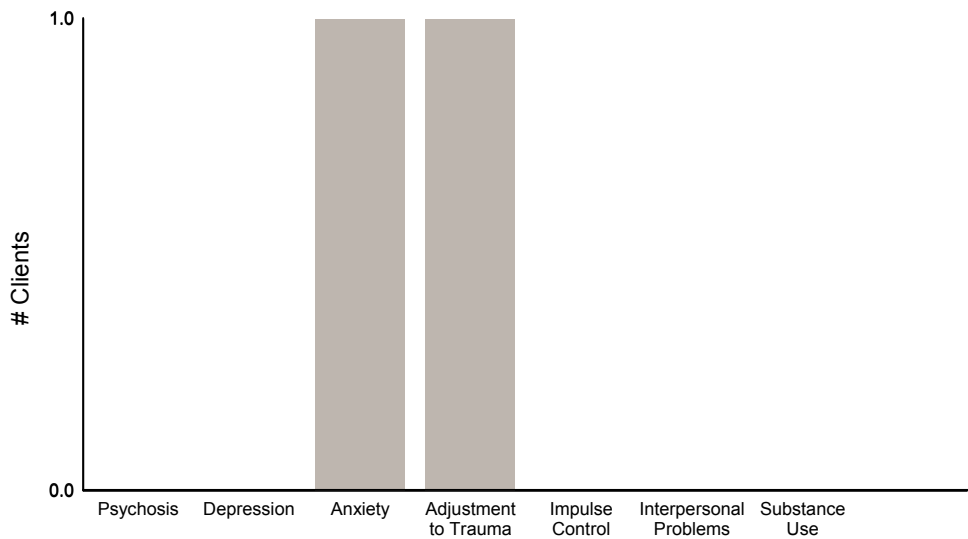


**FY20-21 Q1 Objective A.2 ANSA Outcomes Item-Level Report**  
**LHH Dept of Psychiatry (38KJOP)**

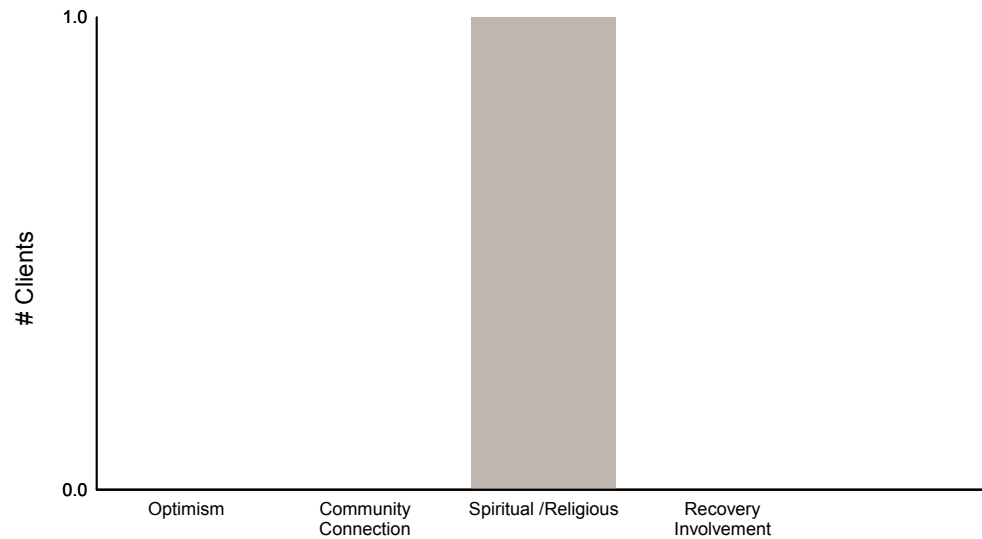
Didn't Improve
  Improved
 This report looks at current ANSAs to see how many clients improved on items rated 2 or 3 from the prior ANSA.

Num of episodes w/ min. 2 ANSAs: **1**      Average days between ANSAs: **371.0**      % clients improved on min. 30% of actionable items: **0%**

**Behavioral Health Domain**




**Strengths**

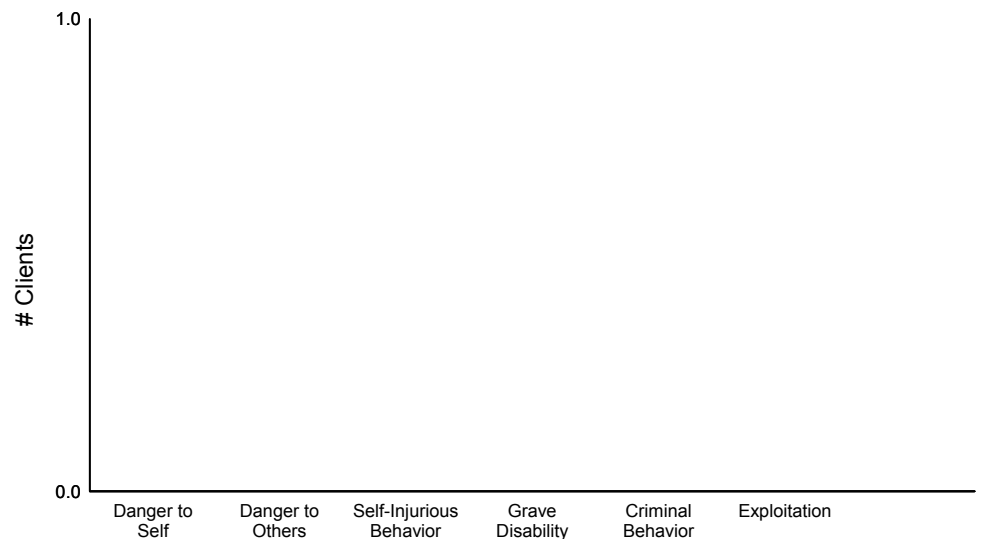


0%	0%	0%	0%	0%	0%	0%	<b>% improvement</b>	0%	0%		0%
0/0	0/0	0/1	0/1	0/0	0/0	0/0		0/0	0/0	/1	0/0

**Life Domain Functioning**



**Risk Behaviors**



0%	0%	0%	0%	0%	0%	0%	0%	<b>% improvement</b>	0%	0%	0%	0%	0%	0%
0/1	0/0	0/0	0/0	0/0	/0	0/0	0/0		0/0	0/0	0/0	0/0	0/0	0/0

This report reflects data from 7/1/2020 - 9/30/2020




**FY20-21 Q1 Objective A.2 ANSA Outcomes Item-Level Report**  
**Mission IMD Alternatives (38047)**

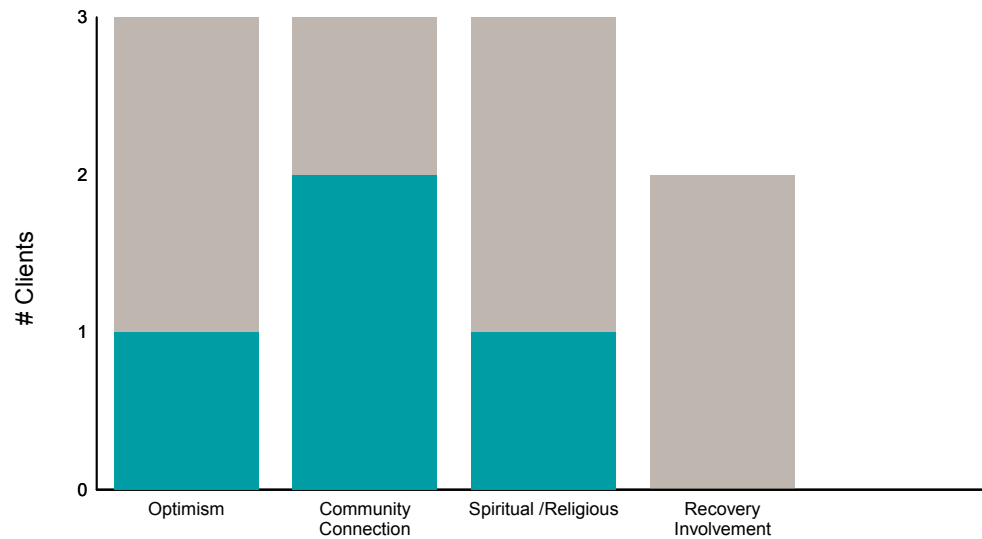
Didn't Improve
  Improved
 This report looks at current ANSAs to see how many clients improved on items rated 2 or 3 from the prior ANSA.

Num of episodes w/ min. 2 ANSAs: **3**      Average days between ANSAs: **316.7**      % clients improved on min. 30% of actionable items: **100% (= 3/3)**

**Behavioral Health Domain**




**Strengths**

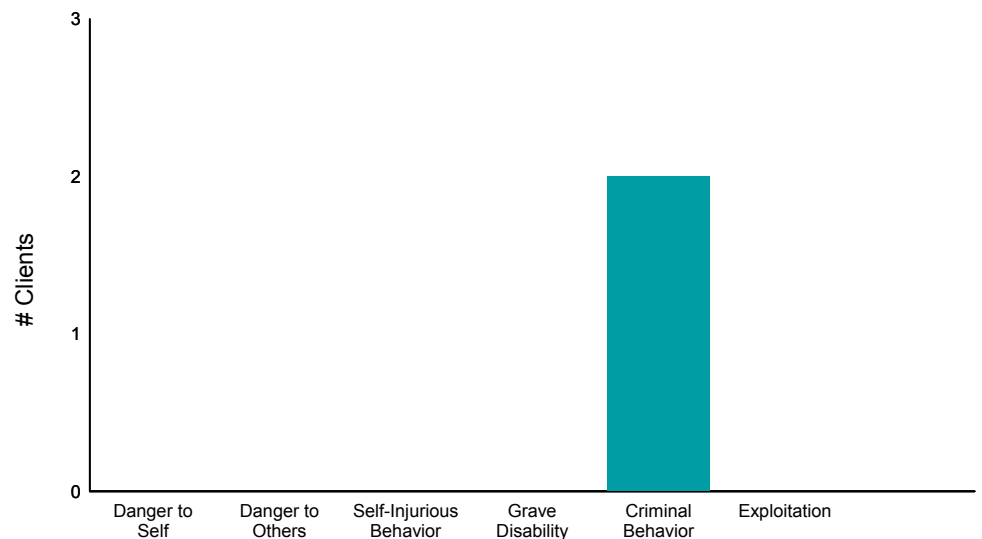


							% improvement				
100%	0%	0%	0%	0%	0%	0%	33%	67%	33%	0%	
1/1	0/0	0/0	0/0	0/0	0/0	0/1	1/3	2/3	1/3	0/2	

**Life Domain Functioning**



**Risk Behaviors**



								% improvement				
100%	0%	0%	0%	0%	0%	0%	0%	0%	0%	100%	0%	
1/1	0/0	0/0	0/0	0/0	0/0	0/0	0/0	0/0	0/0	2/2	0/0	

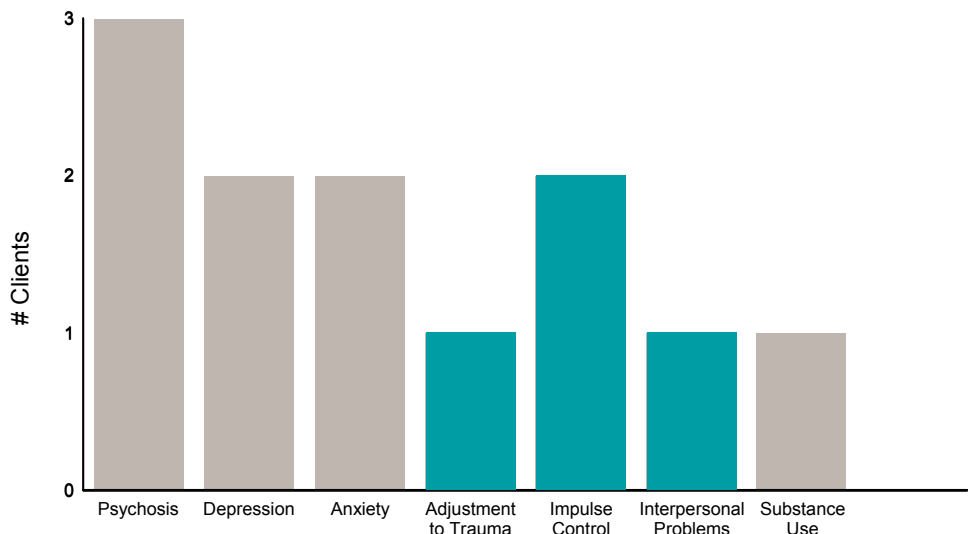
This report reflects data from 7/1/2020 - 9/30/2020

FY20-21 Q1 Objective A.2 ANSA Outcomes Item-Level Report  
MISSION MH MISSION ACT (3804SP)

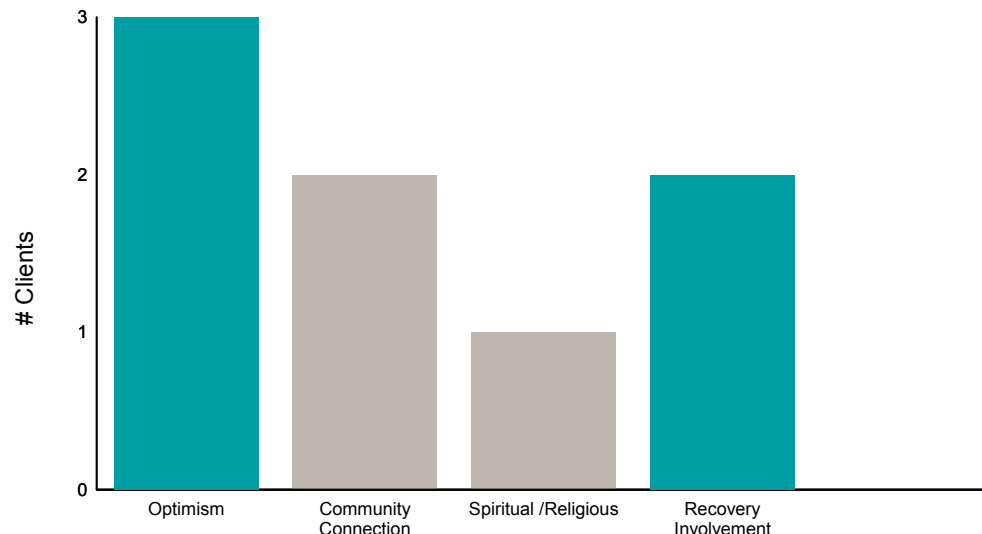
Didn't Improve
  Improved
 This report looks at current ANSAs to see how many clients improved on items rated 2 or 3 from the prior ANSA.

Num of episodes w/ min. 2 ANSAs: 3      Average days between ANSAs: 379.0      % clients improved on min. 30% of actionable items: **100% (= 3/3)**

**Behavioral Health Domain**

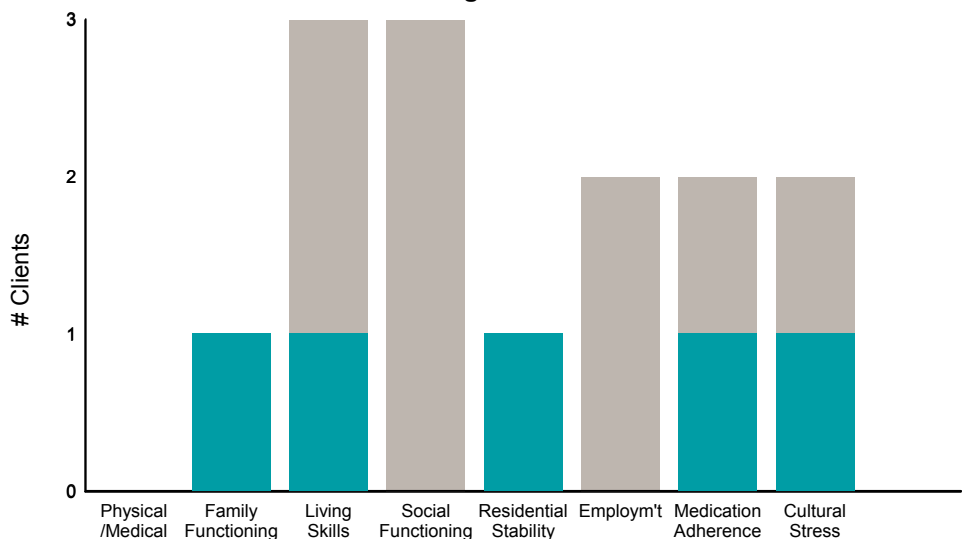


**Strengths**

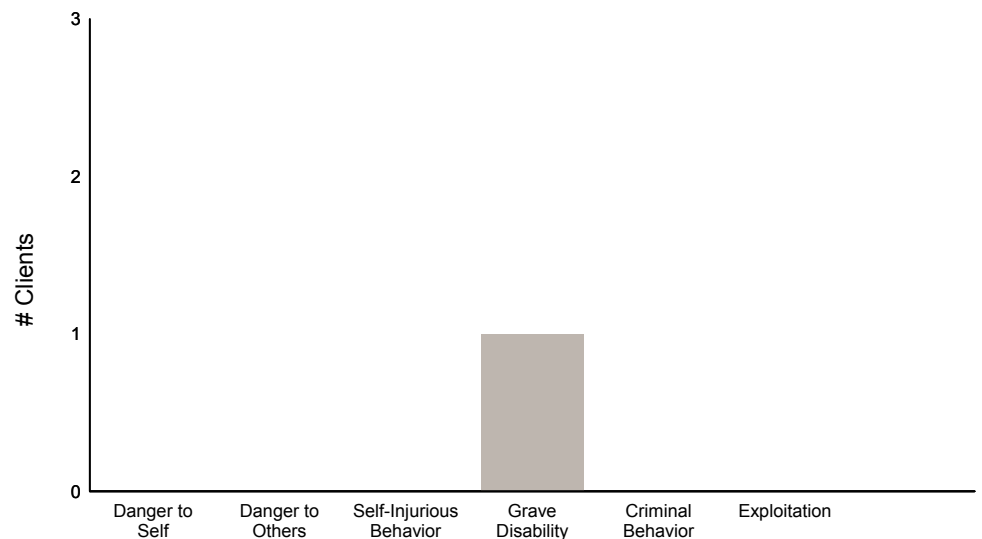


Item	% improvement
Psychosis	0% (0/3)
Depression	0% (0/2)
Anxiety	0% (0/2)
Adjustment to Trauma	100% (1/1)
Impulse Control	100% (2/2)
Interpersonal Problems	100% (1/1)
Substance Use	0% (0/1)
Optimism	100% (3/3)
Community Connection	0% (0/2)
Spiritual /Religious	0% (0/1)
Recovery Involvement	100% (2/2)

**Life Domain Functioning**



**Risk Behaviors**



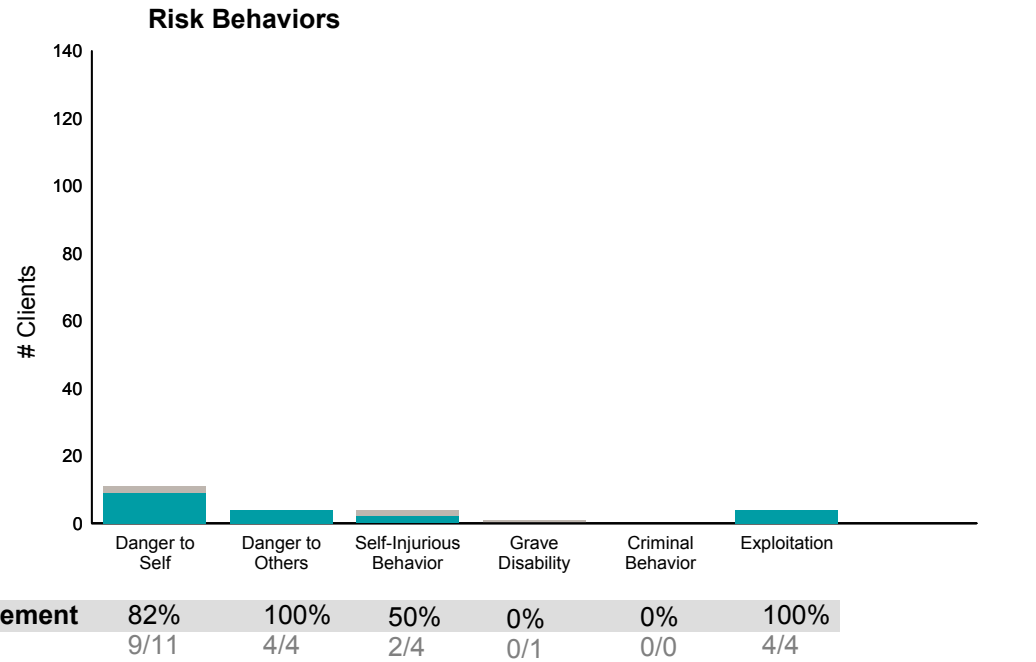
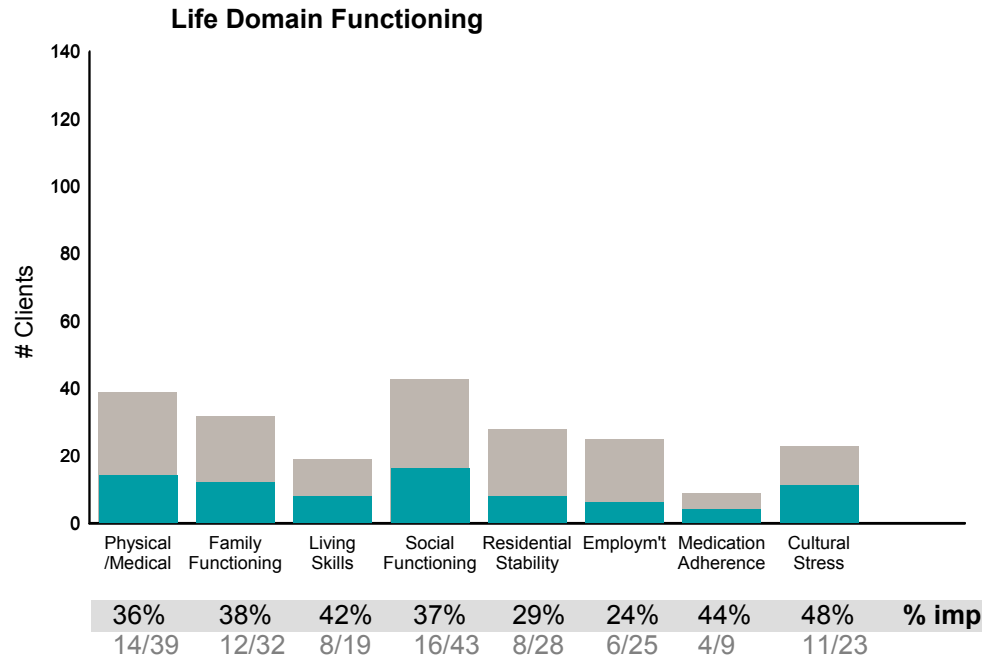
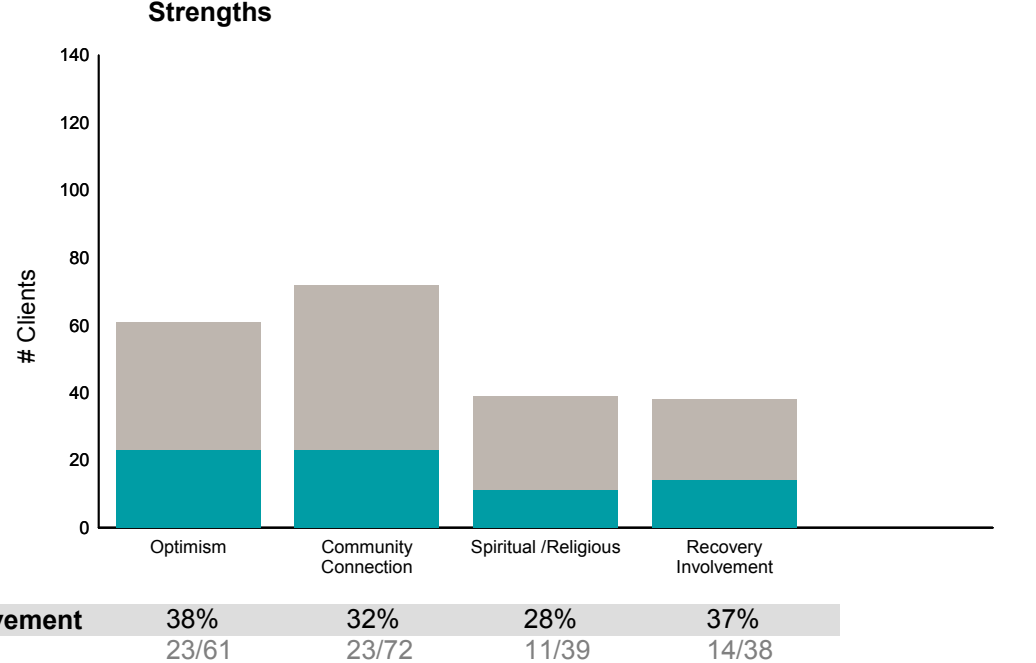
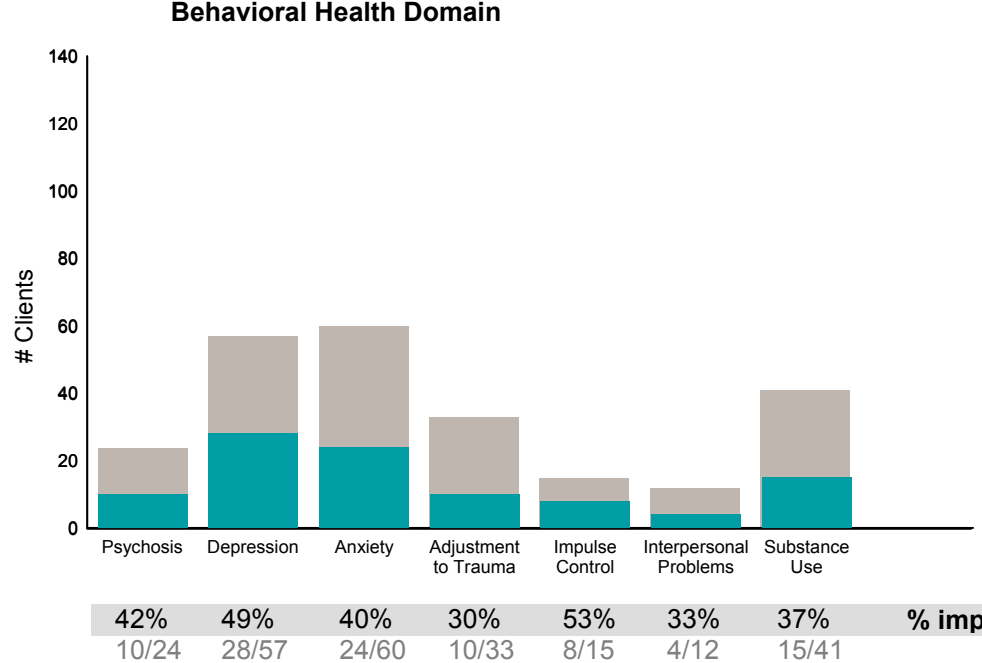
Item	% improvement
Physical /Medical	0% (0/0)
Family Functioning	100% (1/1)
Living Skills	33% (1/3)
Social Functioning	0% (0/3)
Residential Stability	100% (1/1)
Employm't	0% (0/2)
Medication Adherence	50% (1/2)
Cultural Stress	50% (1/2)
Danger to Self	0% (0/0)
Danger to Others	0% (0/0)
Self-Injurious Behavior	0% (0/0)
Grave Disability	0% (0/1)
Criminal Behavior	0% (0/0)
Exploitation	0% (0/0)

This report reflects data from 7/1/2020 - 9/30/2020

**FY20-21 Q1 Objective A.2 ANSA Outcomes Item-Level Report**  
**Mission MH Team 1 (38043)**

Didn't Improve
  Improved
 This report looks at current ANSAs to see how many clients improved on items rated 2 or 3 from the prior ANSA.

Num of episodes w/ min. 2 ANSAs: 126      Average days between ANSAs: 361.8      % clients improved on min. 30% of actionable items: **70% (= 74/106)**



This report reflects data from 7/1/2020 - 9/30/2020

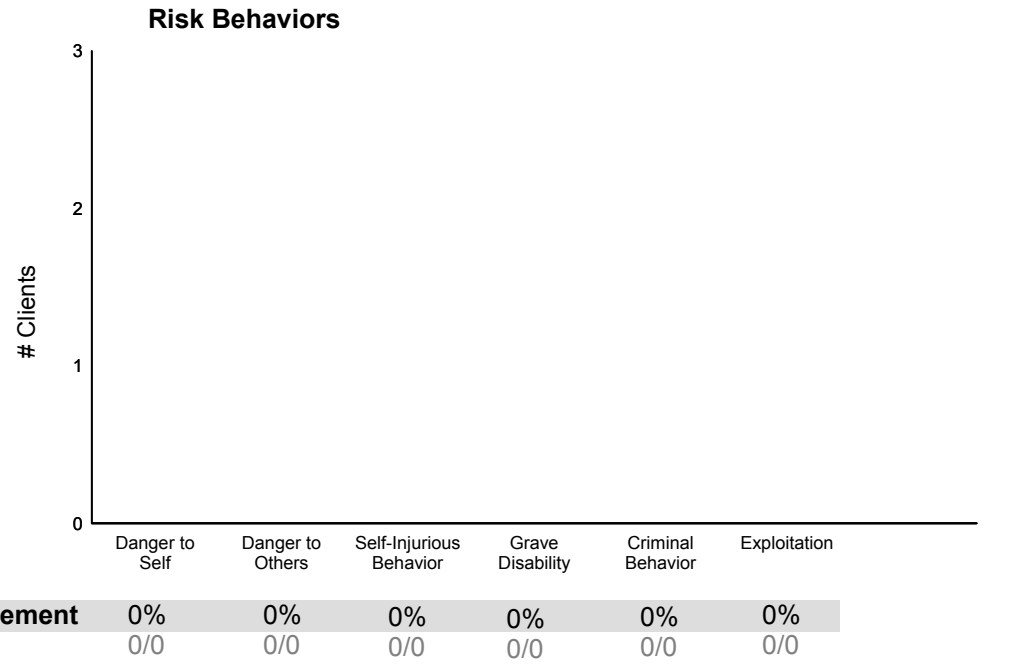
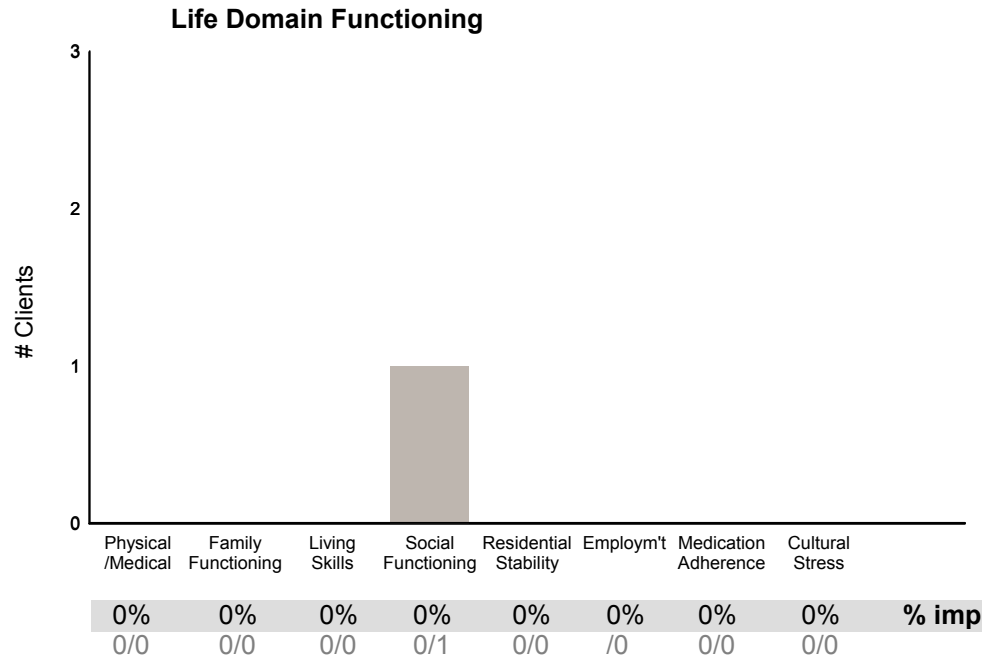
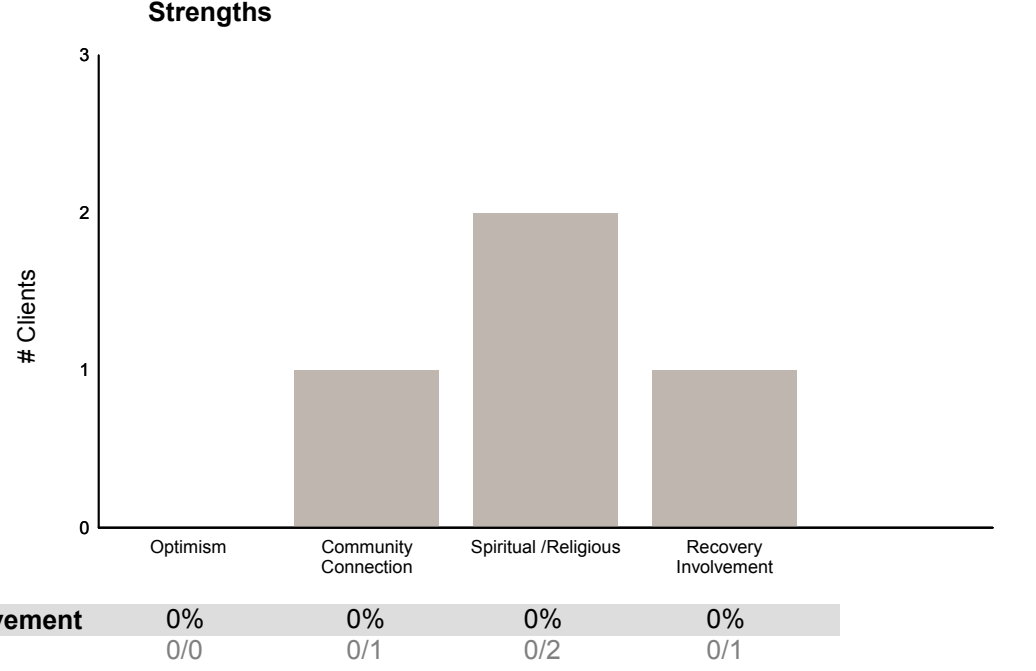
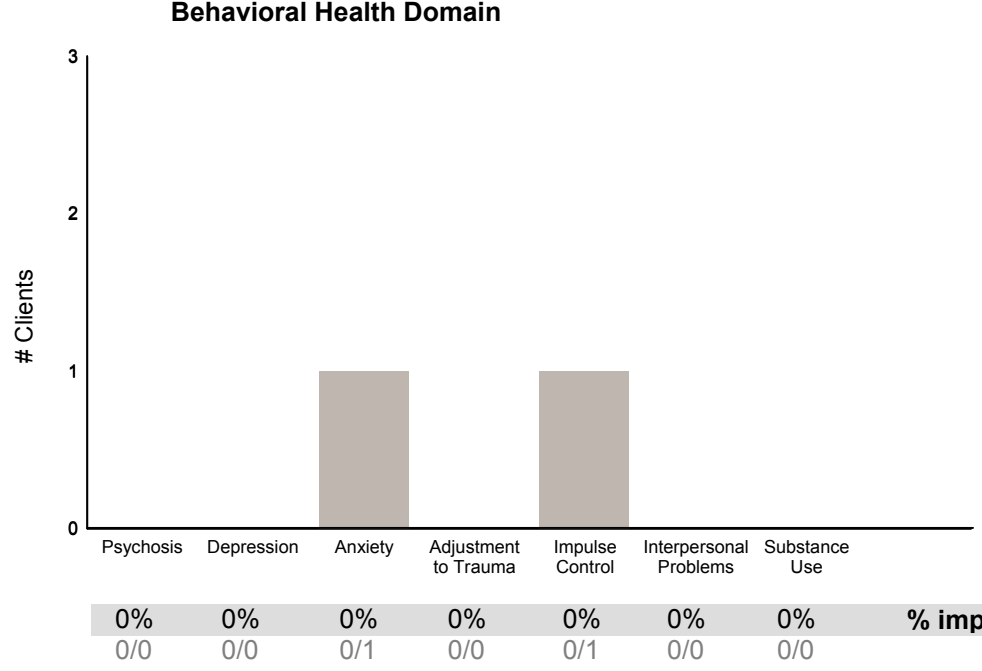




**FY20-21 Q1 Objective A.2 ANSA Outcomes Item-Level Report**  
**Odyssey House Outpatient (3840OP)**

Didn't Improve
  Improved
 This report looks at current ANSAs to see how many clients improved on items rated 2 or 3 from the prior ANSA.

Num of episodes w/ min. 2 ANSAs: **3**      Average days between ANSAs: **268.3**      % clients improved on min. 30% of actionable items: **0%**



This report reflects data from 7/1/2020 - 9/30/2020

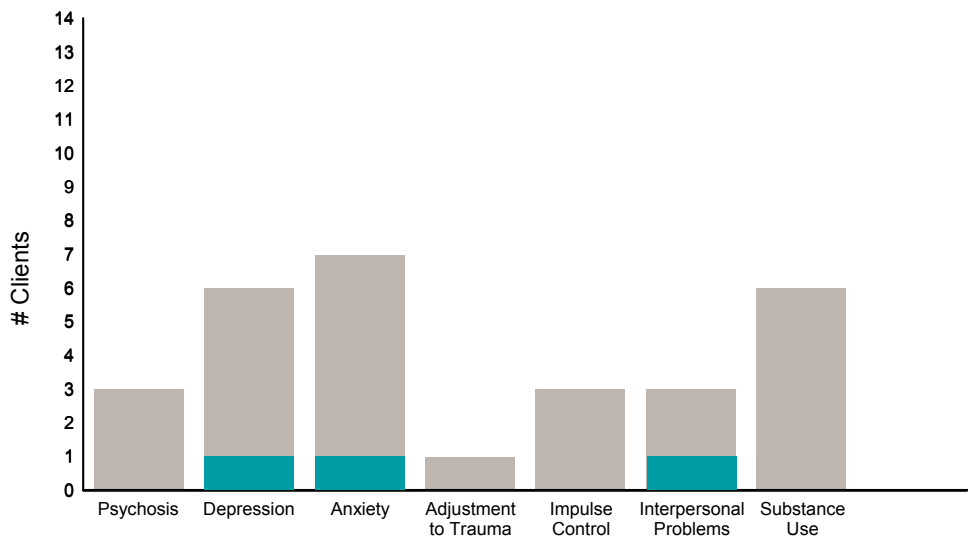


**FY20-21 Q1 Objective A.2 ANSA Outcomes Item-Level Report**  
**Older Adult Day Support (89903MH)**

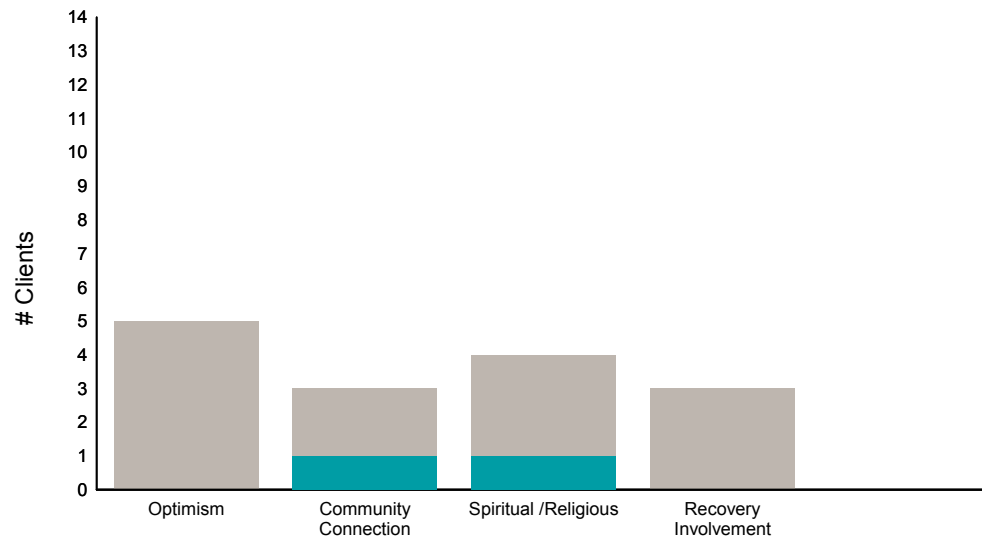
Didn't Improve
  Improved
 This report looks at current ANSAs to see how many clients improved on items rated 2 or 3 from the prior ANSA.

Num of episodes w/ min. 2 ANSAs: 14      Average days between ANSAs: 200.6      % clients improved on min. 30% of actionable items: **25% (= 3/12)**

**Behavioral Health Domain**

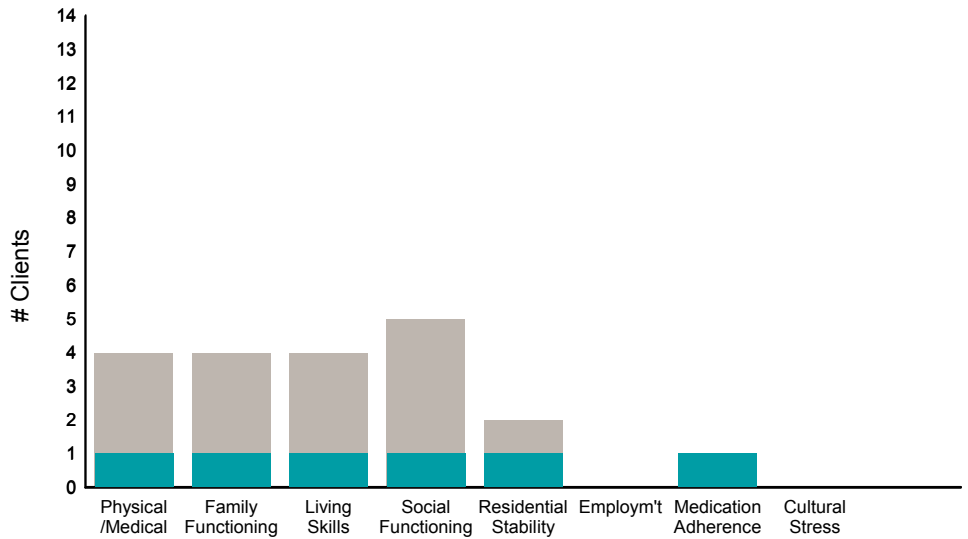


**Strengths**

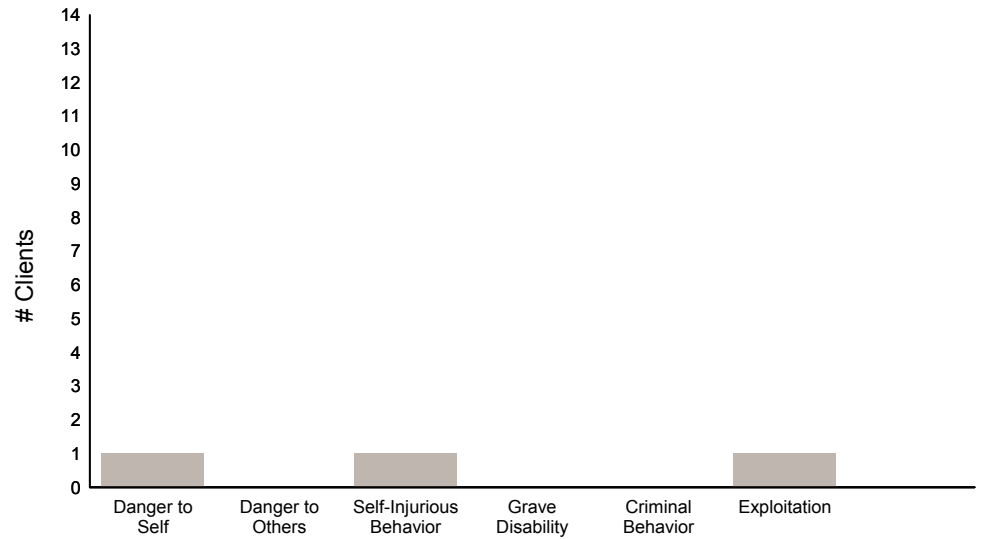


Item	% improvement
Psychosis	0% (0/3)
Depression	17% (1/6)
Anxiety	14% (1/7)
Adjustment to Trauma	0% (0/1)
Impulse Control	0% (0/3)
Interpersonal Problems	33% (1/3)
Substance Use	0% (0/6)
Optimism	0% (0/5)
Community Connection	33% (1/3)
Spiritual /Religious	25% (1/4)
Recovery Involvement	0% (0/3)

**Life Domain Functioning**



**Risk Behaviors**



Item	% improvement
Physical /Medical	25% (1/4)
Family Functioning	25% (1/4)
Living Skills	25% (1/4)
Social Functioning	20% (1/5)
Residential Stability	50% (1/2)
Employ'm't	0% (0/0)
Medication Adherence	100% (1/1)
Cultural Stress	0% (0/0)
Danger to Self	0% (0/1)
Danger to Others	0% (0/0)
Self-Injurious Behavior	0% (0/1)
Grave Disability	0% (0/0)
Criminal Behavior	0% (0/0)
Exploitation	0% (0/1)

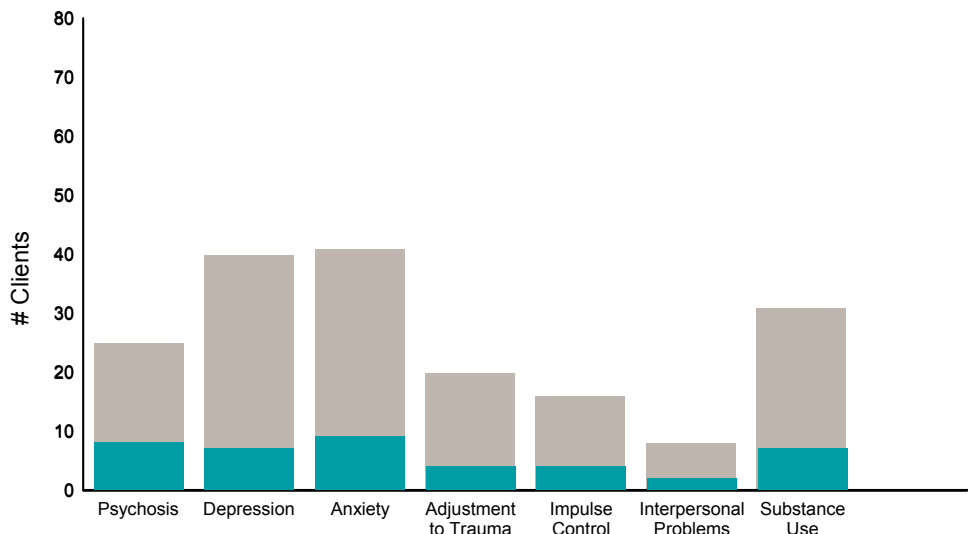
This report reflects data from 7/1/2020 - 9/30/2020

**FY20-21 Q1 Objective A.2 ANSA Outcomes Item-Level Report**  
**OMI Family Center OP (38803)**

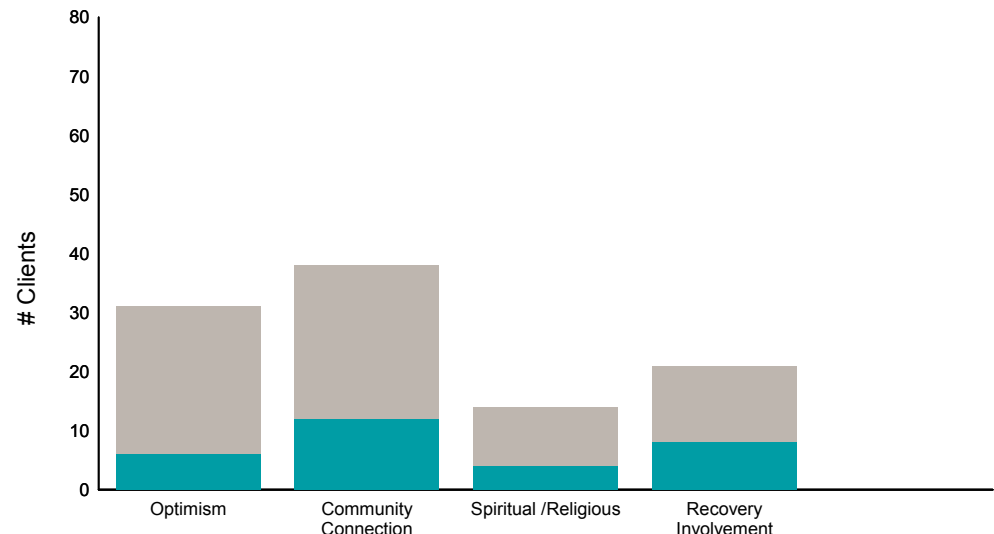
Didn't Improve
  Improved
 This report looks at current ANSAs to see how many clients improved on items rated 2 or 3 from the prior ANSA.

Num of episodes w/ min. 2 ANSAs: **78**      Average days between ANSAs: **386.2**      % clients improved on min. 30% of actionable items: **50% (= 35/70)**

**Behavioral Health Domain**

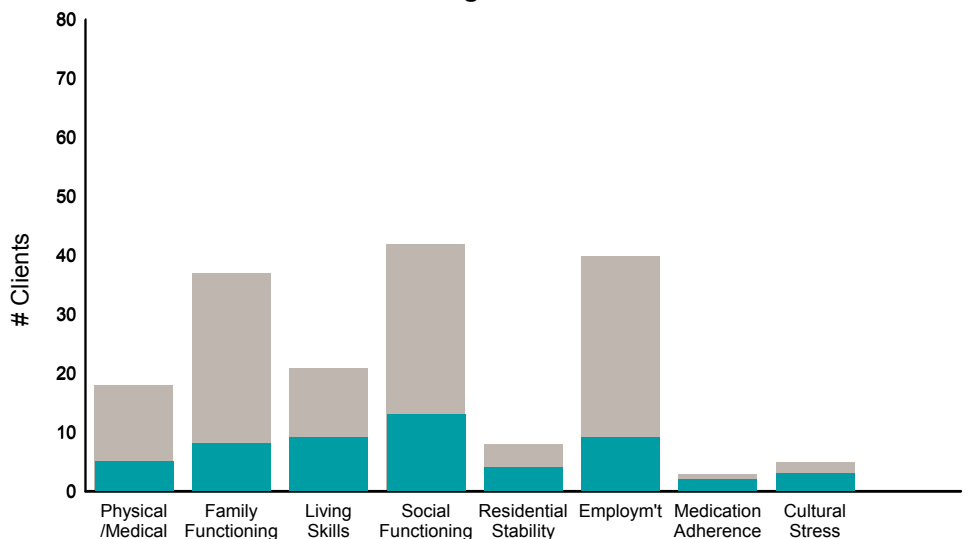


**Strengths**




Item	% improvement
Psychosis	32% (8/25)
Depression	18% (7/40)
Anxiety	22% (9/41)
Adjustment to Trauma	20% (4/20)
Impulse Control	25% (4/16)
Interpersonal Problems	25% (2/8)
Substance Use	23% (7/31)
Optimism	19% (6/31)
Community Connection	32% (12/38)
Spiritual /Religious	29% (4/14)
Recovery Involvement	38% (8/21)

**Life Domain Functioning**



**Risk Behaviors**



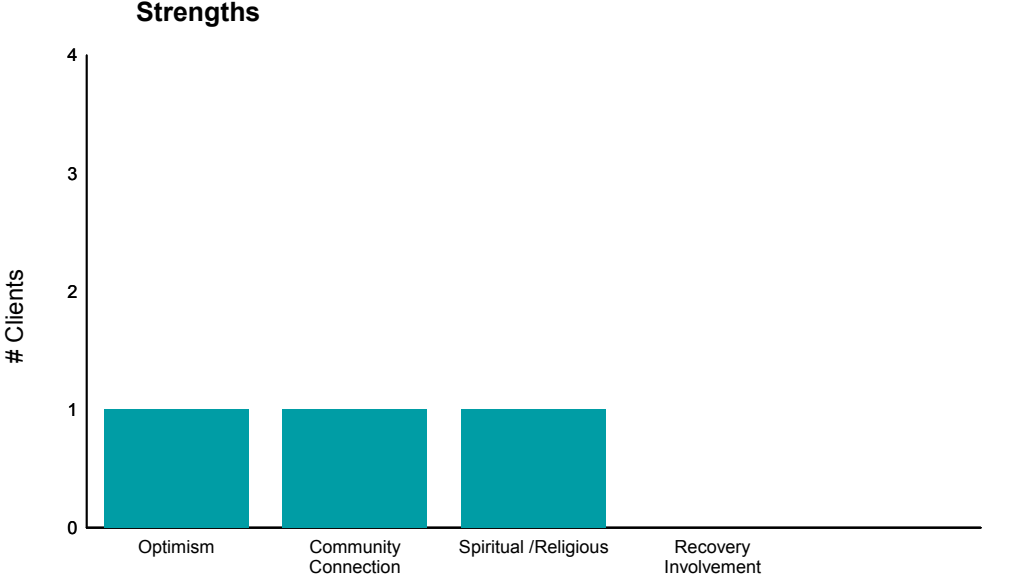
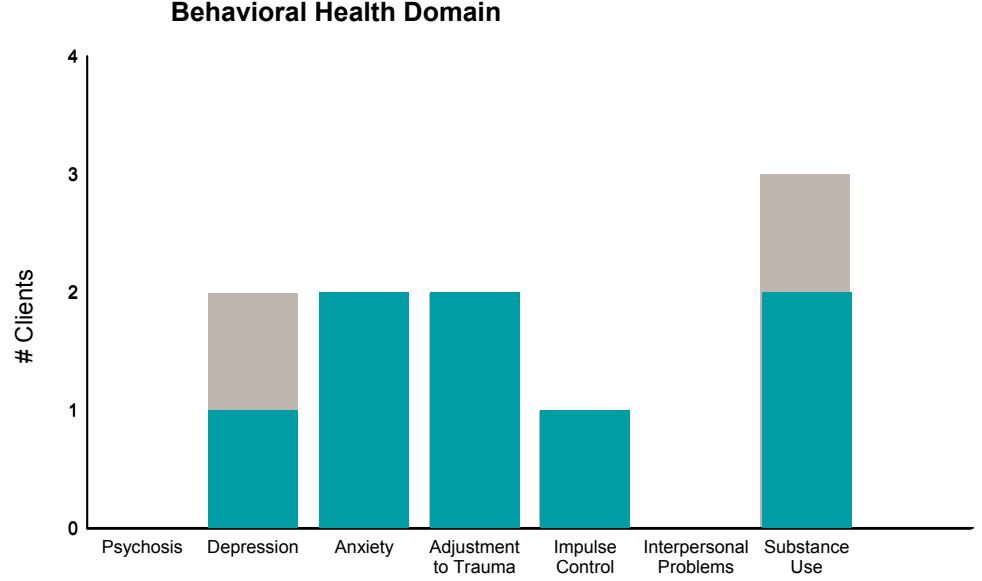
Item	% improvement
Physical /Medical	28% (5/18)
Family Functioning	22% (8/37)
Living Skills	43% (9/21)
Social Functioning	31% (13/42)
Residential Stability	50% (4/8)
Employ'm't	23% (9/40)
Medication Adherence	67% (2/3)
Cultural Stress	60% (3/5)
Danger to Self	40% (2/5)
Danger to Others	0% (0/1)
Self-Injurious Behavior	50% (1/2)
Grave Disability	75% (3/4)
Criminal Behavior	100% (2/2)
Exploitation	0% (0/1)

This report reflects data from 7/1/2020 - 9/30/2020

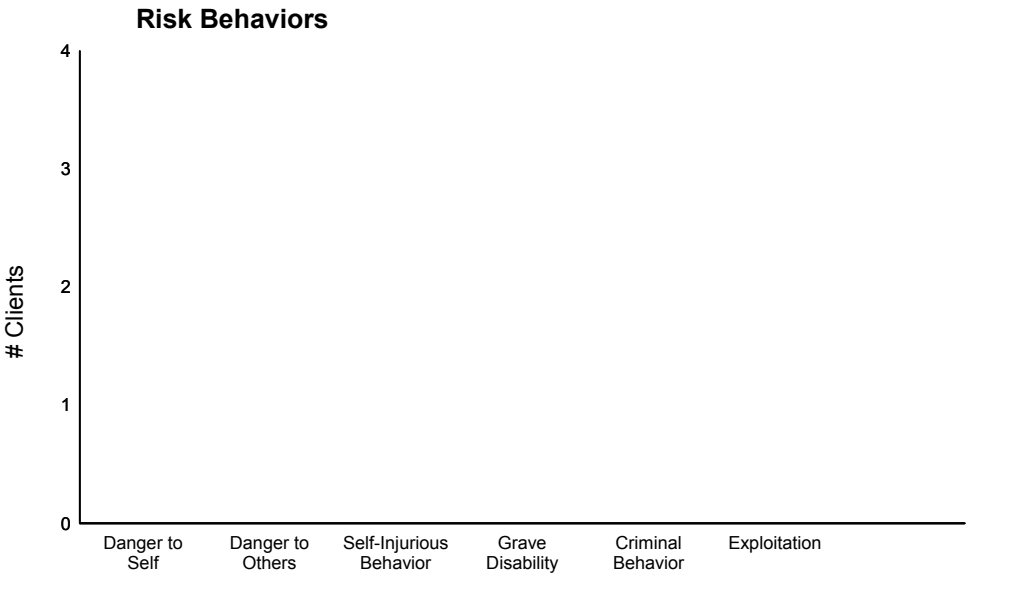
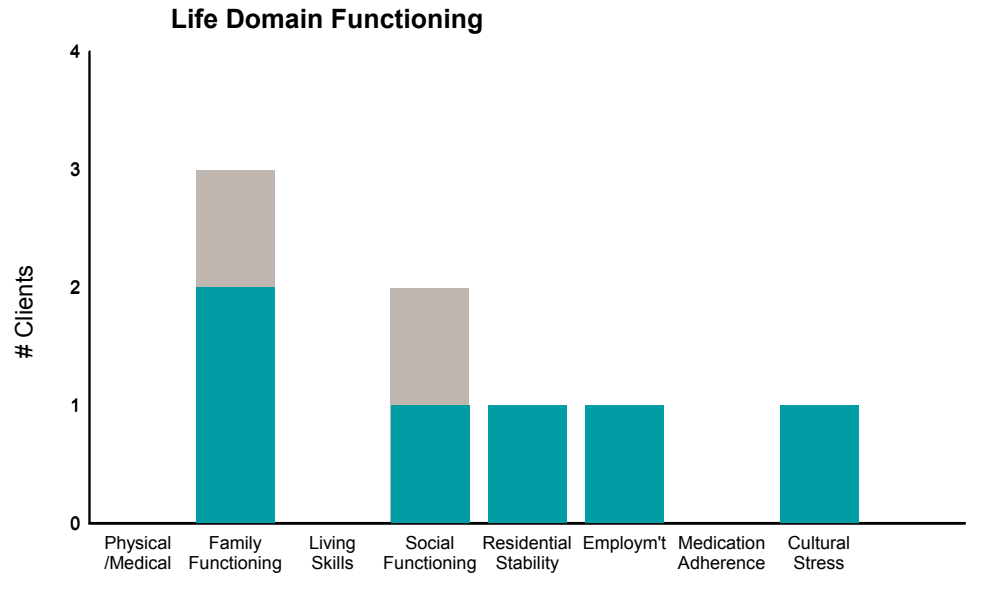
**FY20-21 Q1 Objective A.2 ANSA Outcomes Item-Level Report**  
**Progress Ashbury House & Day Treatment (89841)**

Didn't Improve
  Improved
 This report looks at current ANSAs to see how many clients improved on items rated 2 or 3 from the prior ANSA.

Num of episodes w/ min. 2 ANSAs: **4**      Average days between ANSAs: **150.5**      % clients improved on min. 30% of actionable items: **50% (= 2/4)**



Behavioral Health Domain	Strengths
0% 0/0	100% 1/1
50% 1/2	100% 1/1
100% 2/2	100% 1/1
100% 2/2	0% 0/0
100% 1/1	
0% 0/0	
67% 2/3	



Life Domain Functioning	Risk Behaviors
0% 0/0	0% 0/0
67% 2/3	0% 0/0
0% 0/0	0% 0/0
50% 1/2	0% 0/0
100% 1/1	0% 0/0
100% 1/1	0% 0/0
0% 0/0	0% 0/0
100% 1/1	0% 0/0

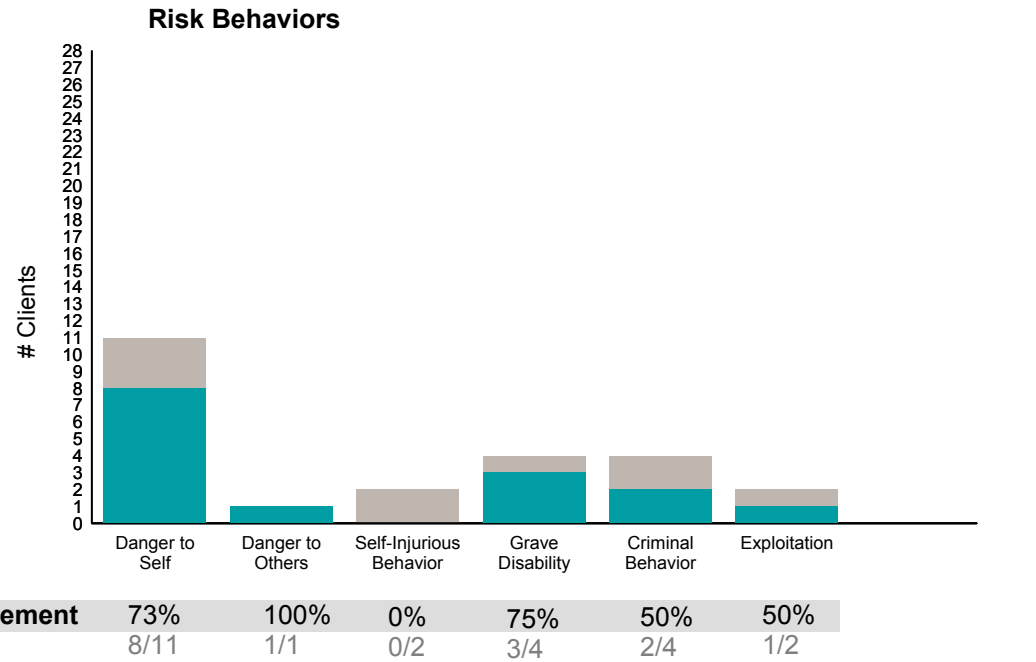
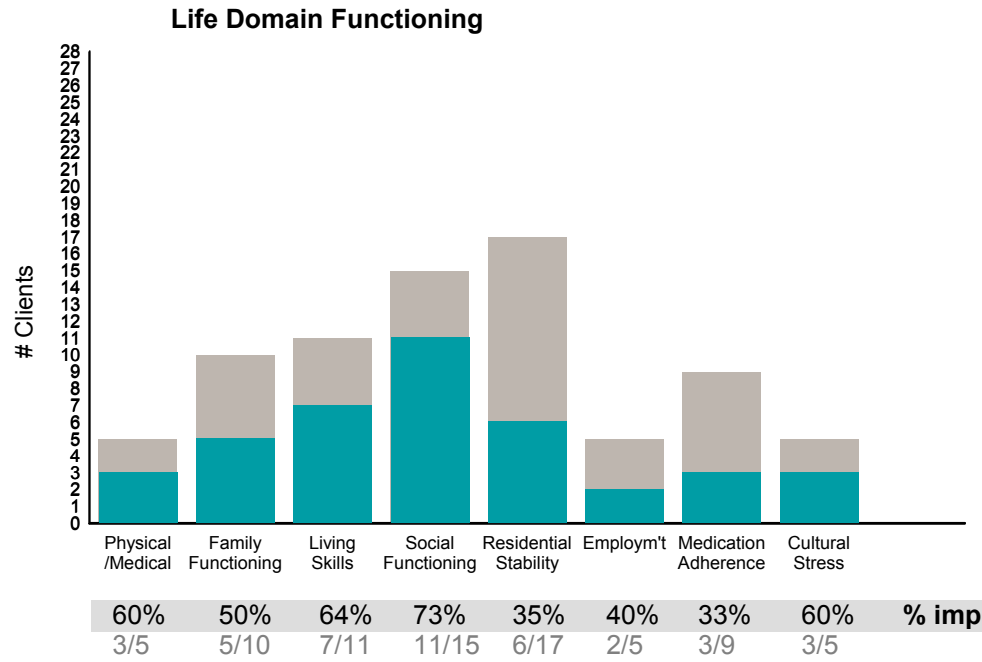
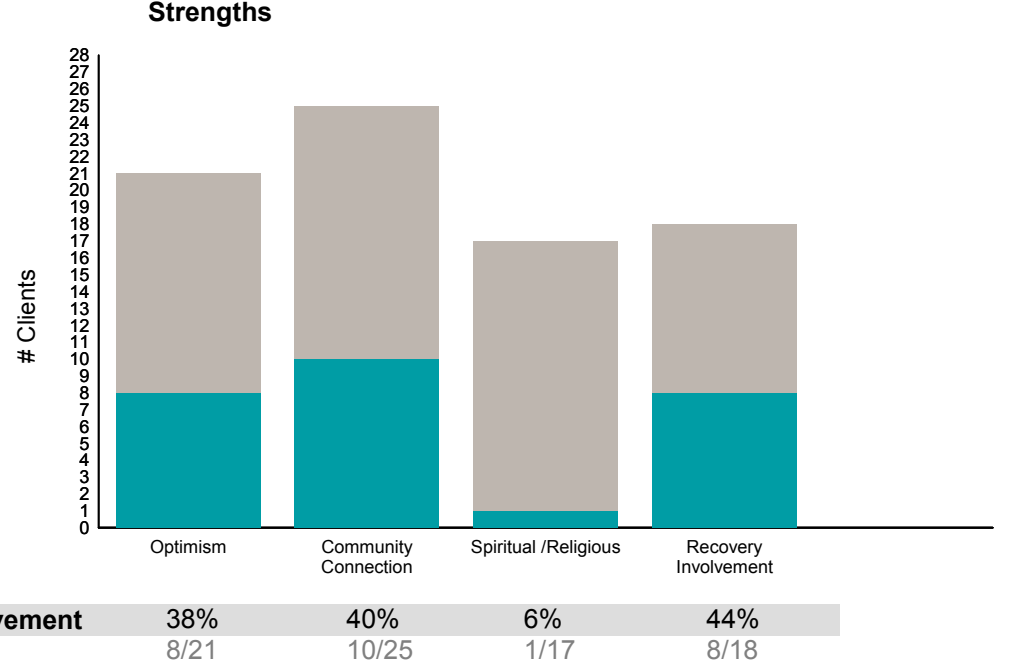
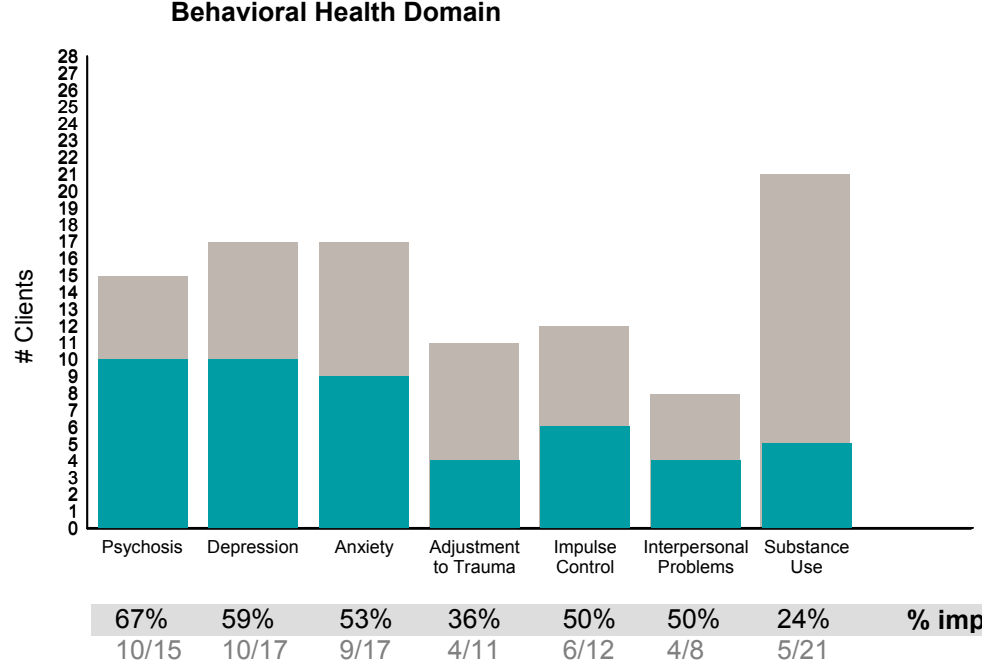
This report reflects data from 7/1/2020 - 9/30/2020



**FY20-21 Q1 Objective A.2 ANSA Outcomes Item-Level Report**  
**Progress Avenues Crisis RES(38A41)**

Didn't Improve
  Improved
 This report looks at current ANSAs to see how many clients improved on items rated 2 or 3 from the prior ANSA.

Num of episodes w/ min. 2 ANSAs: 26      Average days between ANSAs: 20.7      % clients improved on min. 30% of actionable items: **65% (= 17/26)**



This report reflects data from 7/1/2020 - 9/30/2020

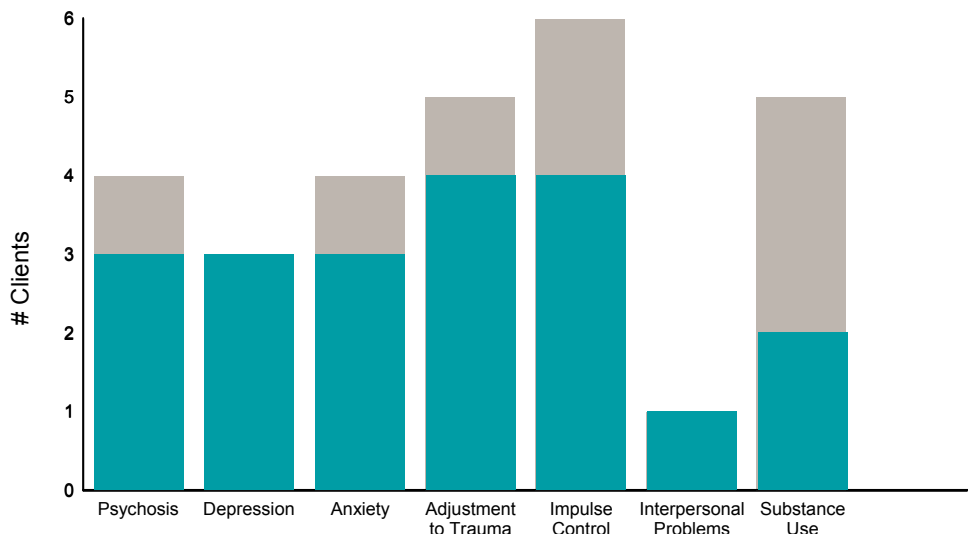


**FY20-21 Q1 Objective A.2 ANSA Outcomes Item-Level Report**  
**Progress House Resident Adult (38371)**

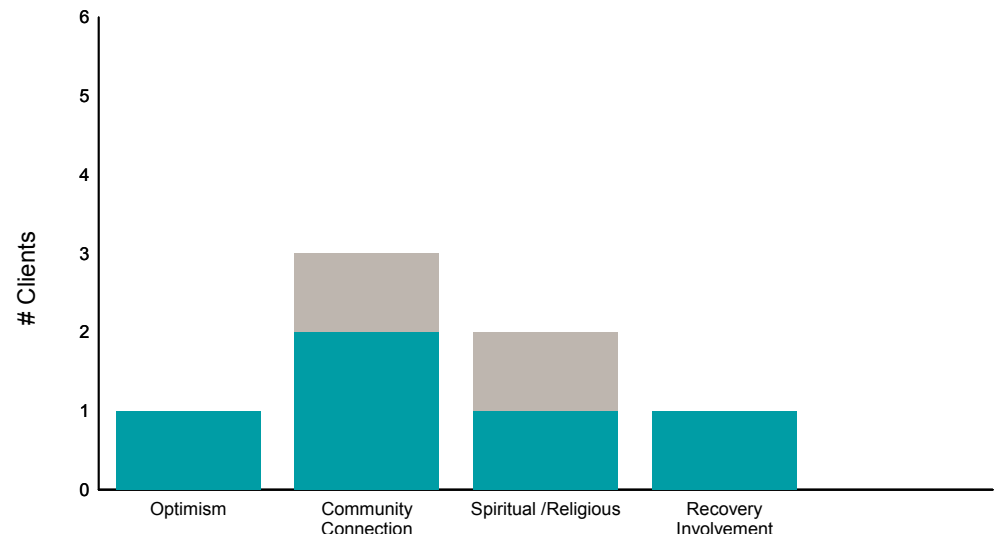
Didn't Improve
  Improved
 This report looks at current ANSAs to see how many clients improved on items rated 2 or 3 from the prior ANSA.

Num of episodes w/ min. 2 ANSAs: **6**      Average days between ANSAs: **78.2**      % clients improved on min. 30% of actionable items: **100% (= 6/6)**

**Behavioral Health Domain**

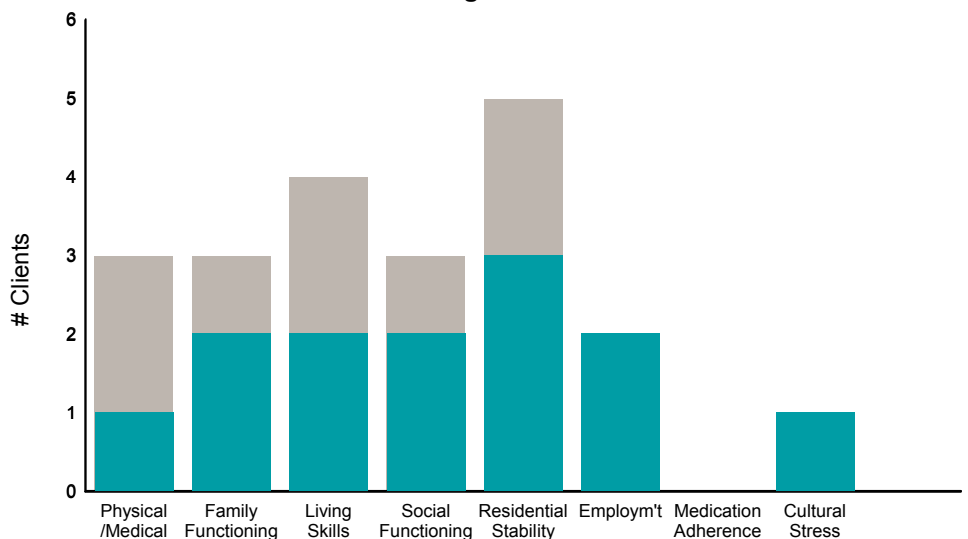


**Strengths**

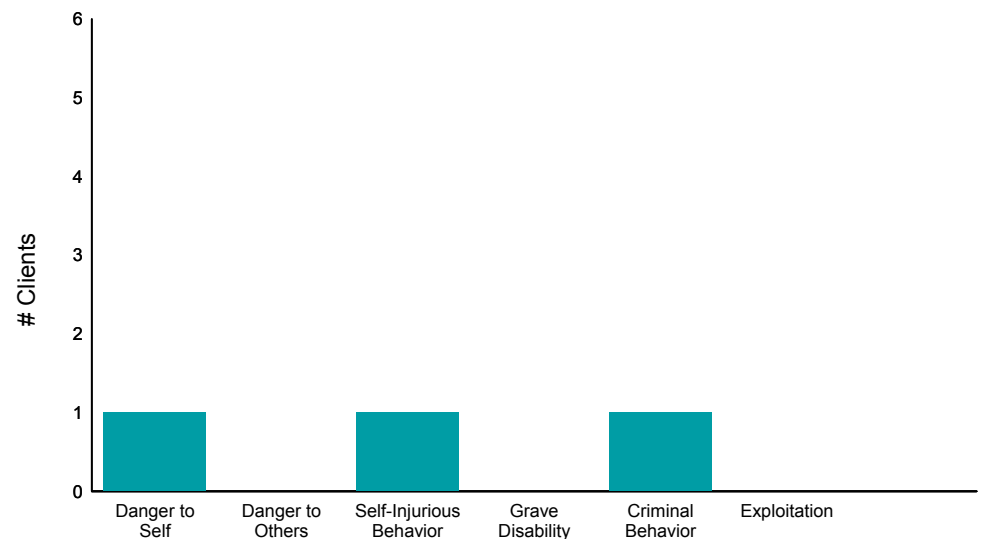


Item	Improved	Didn't Improve	% improvement
Psychosis	3/4	1/0	75%
Depression	3/3	0/0	100%
Anxiety	3/4	1/0	75%
Adjustment to Trauma	4/5	1/0	80%
Impulse Control	4/6	2/0	67%
Interpersonal Problems	1/1	0/0	100%
Substance Use	2/5	3/0	40%

**Life Domain Functioning**



**Risk Behaviors**



Item	Improved	Didn't Improve	% improvement
Physical /Medical	1/3	2/0	33%
Family Functioning	2/3	1/0	67%
Living Skills	2/4	2/0	50%
Social Functioning	2/3	1/0	67%
Residential Stability	3/5	2/0	60%
Employ'm't	2/2	0/0	100%
Medication Adherence	0/0	0/0	0%
Cultural Stress	1/1	0/0	100%

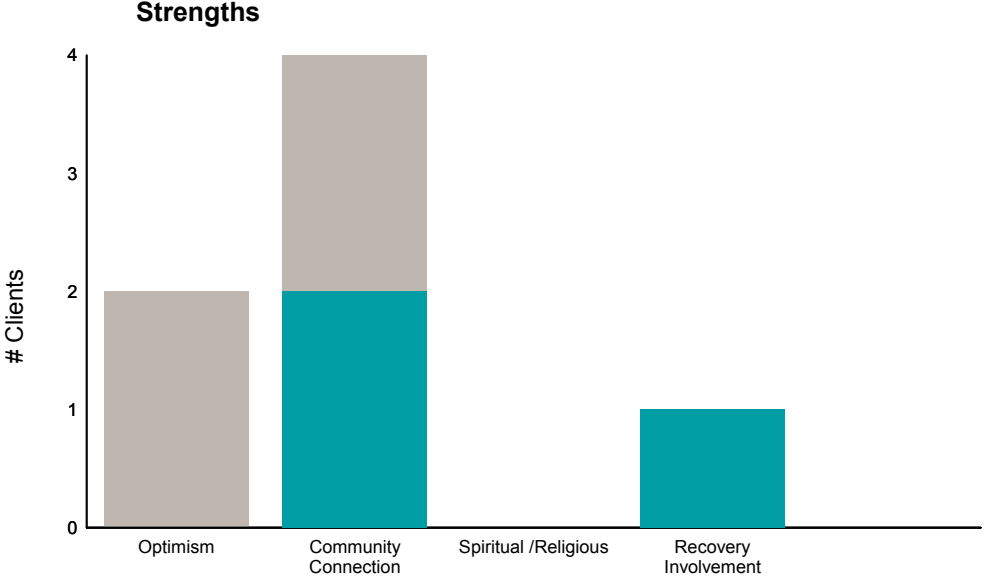
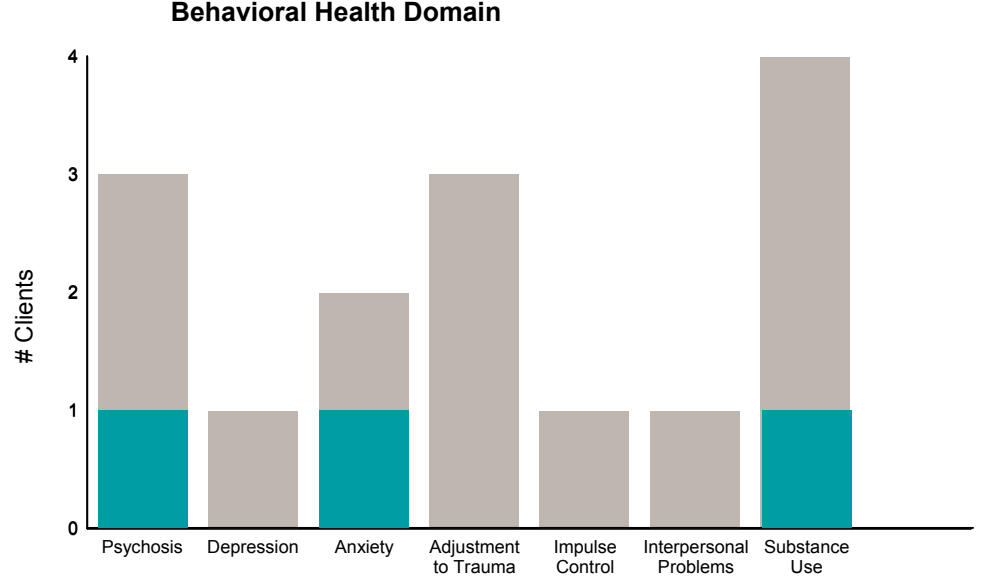
This report reflects data from 7/1/2020 - 9/30/2020



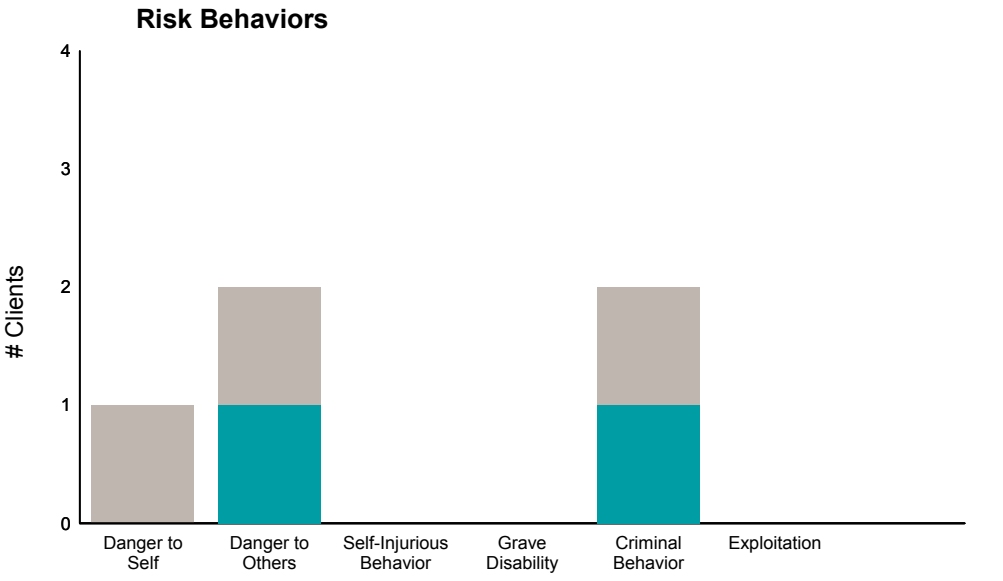
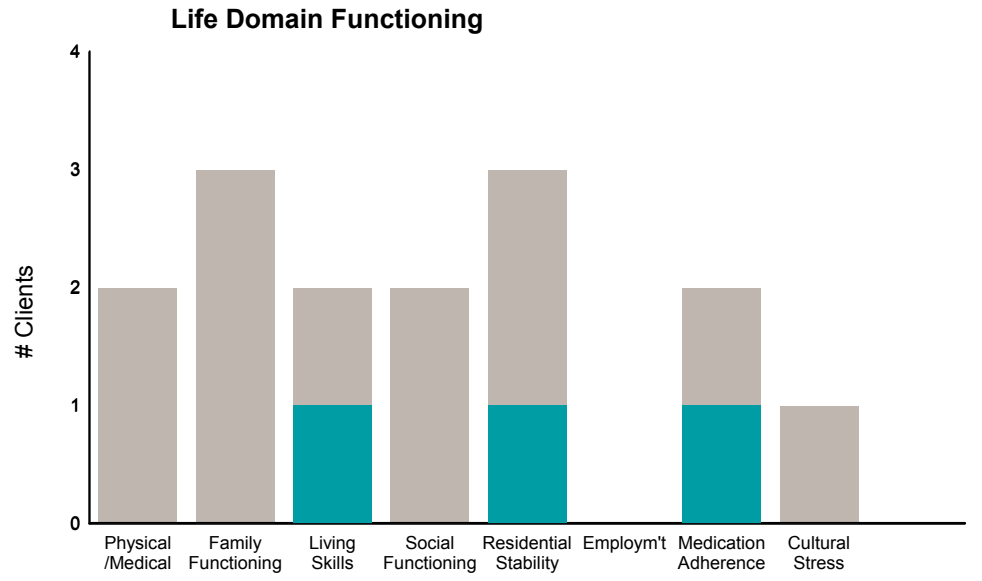
**FY20-21 Q1 Objective A.2 ANSA Outcomes Item-Level Report**  
**Progress La Posada Crisis RES(38081)**

Didn't Improve
  Improved
 This report looks at current ANSAs to see how many clients improved on items rated 2 or 3 from the prior ANSA.

Num of episodes w/ min. 2 ANSAs: **4**      Average days between ANSAs: **6.8**      % clients improved on min. 30% of actionable items: **25% (= 1/4)**



Behavioral Health Domain							Strengths			
33%	0%	50%	0%	0%	0%	25%	0%	50%	0%	100%
1/3	0/1	1/2	0/3	0/1	0/1	1/4	0/2	2/4	0/0	1/1



Life Domain Functioning								Risk Behaviors						
0%	0%	50%	0%	33%	0%	50%	0%	0%	50%	0%	0%	0%	50%	0%
0/2	0/3	1/2	0/2	1/3	0/0	1/2	0/1	0/1	1/2	0/0	0/0	1/2	1/2	0/0

This report reflects data from 7/1/2020 - 9/30/2020

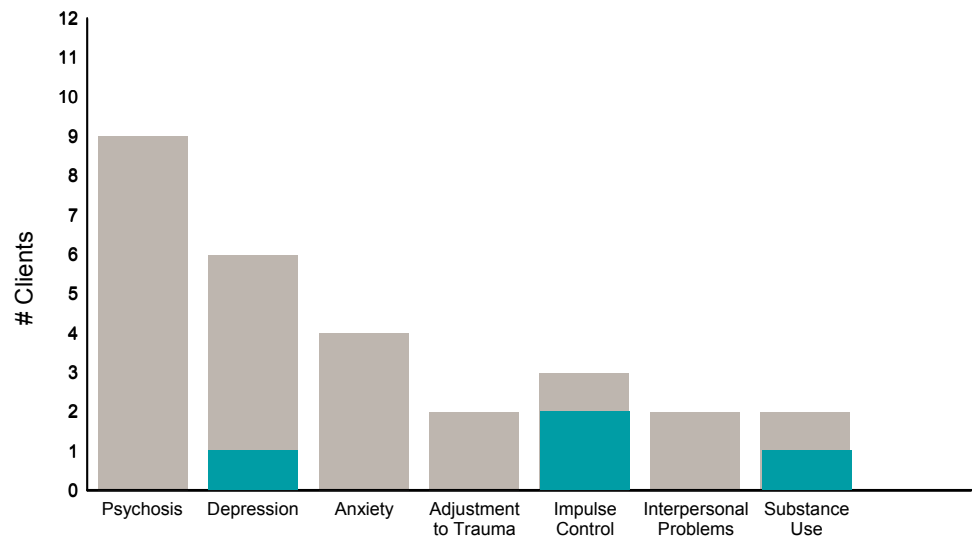


**FY20-21 Q1 Objective A.2 ANSA Outcomes Item-Level Report**  
**RAMS Broderick Street (38948)**

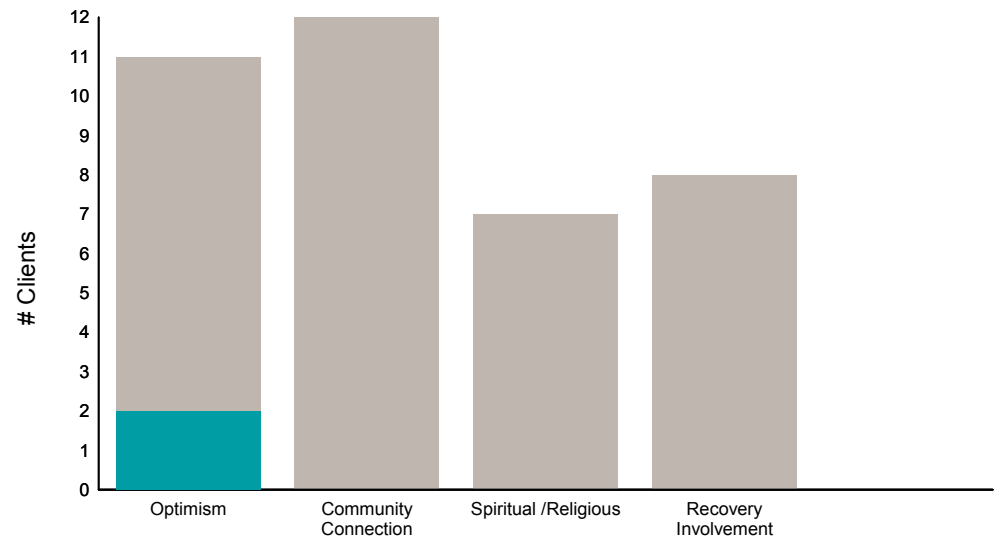
Didn't Improve
  Improved
 This report looks at current ANSAs to see how many clients improved on items rated 2 or 3 from the prior ANSA.

Num of episodes w/ min. 2 ANSAs: 12      Average days between ANSAs: 344.8      % clients improved on min. 30% of actionable items: **8% (= 1/12)**

**Behavioral Health Domain**

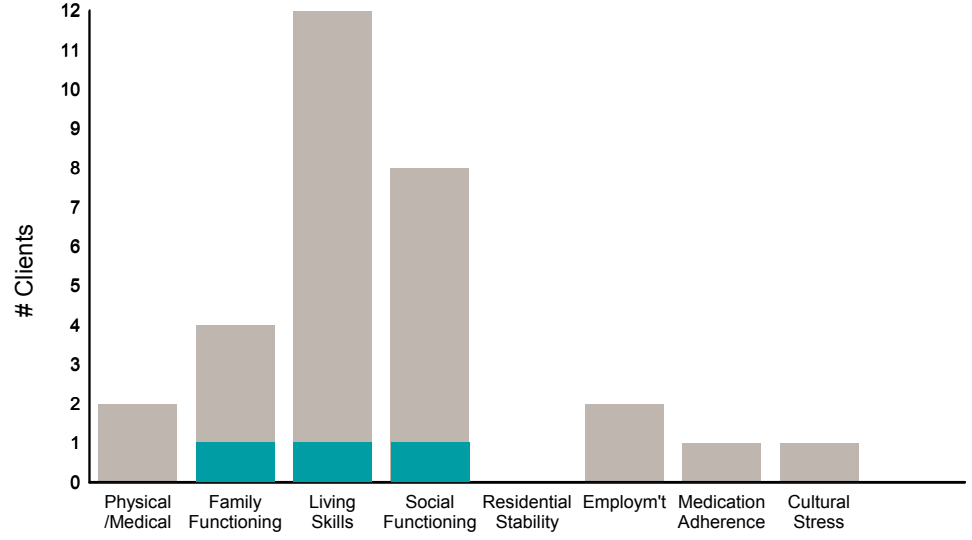


**Strengths**



Item	% improvement
Psychosis	0% (0/9)
Depression	17% (1/6)
Anxiety	0% (0/4)
Adjustment to Trauma	0% (0/2)
Impulse Control	67% (2/3)
Interpersonal Problems	0% (0/2)
Substance Use	50% (1/2)
Optimism	18% (2/11)
Community Connection	0% (0/12)
Spiritual /Religious	0% (0/7)
Recovery Involvement	0% (0/8)

**Life Domain Functioning**



**Risk Behaviors**



Item	% improvement
Physical /Medical	0% (0/2)
Family Functioning	25% (1/4)
Living Skills	8% (1/12)
Social Functioning	13% (1/8)
Residential Stability	0% (0/0)
Employ'm't	0% (0/2)
Medication Adherence	0% (0/1)
Cultural Stress	0% (0/1)
Danger to Self	0% (0/0)
Danger to Others	0% (0/0)
Self-Injurious Behavior	0% (0/0)
Grave Disability	0% (0/0)
Criminal Behavior	0% (0/0)
Exploitation	0% (0/0)

This report reflects data from 7/1/2020 - 9/30/2020

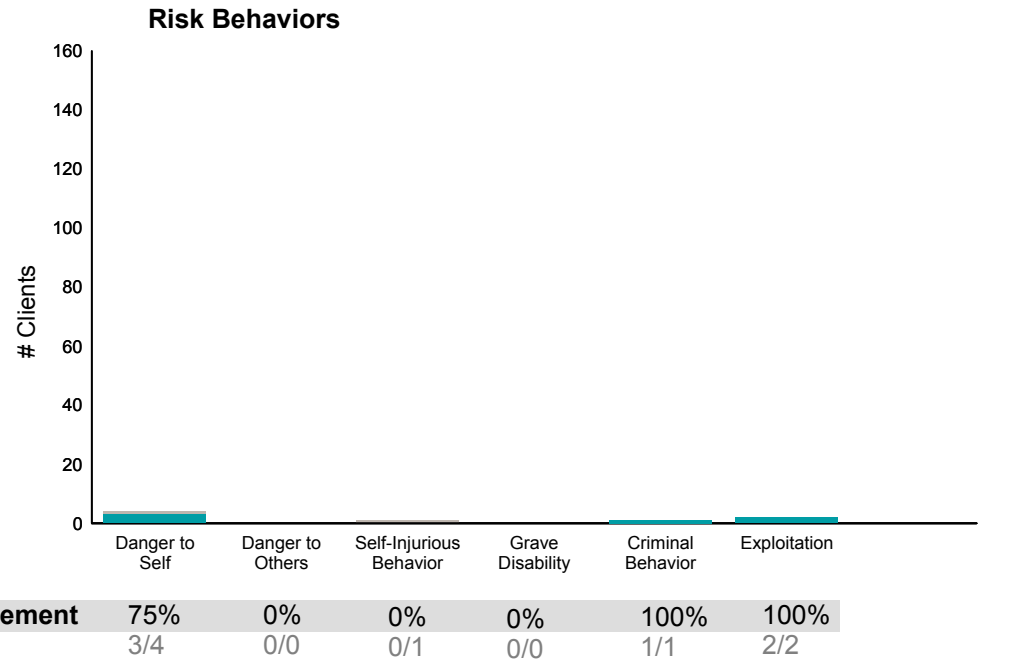
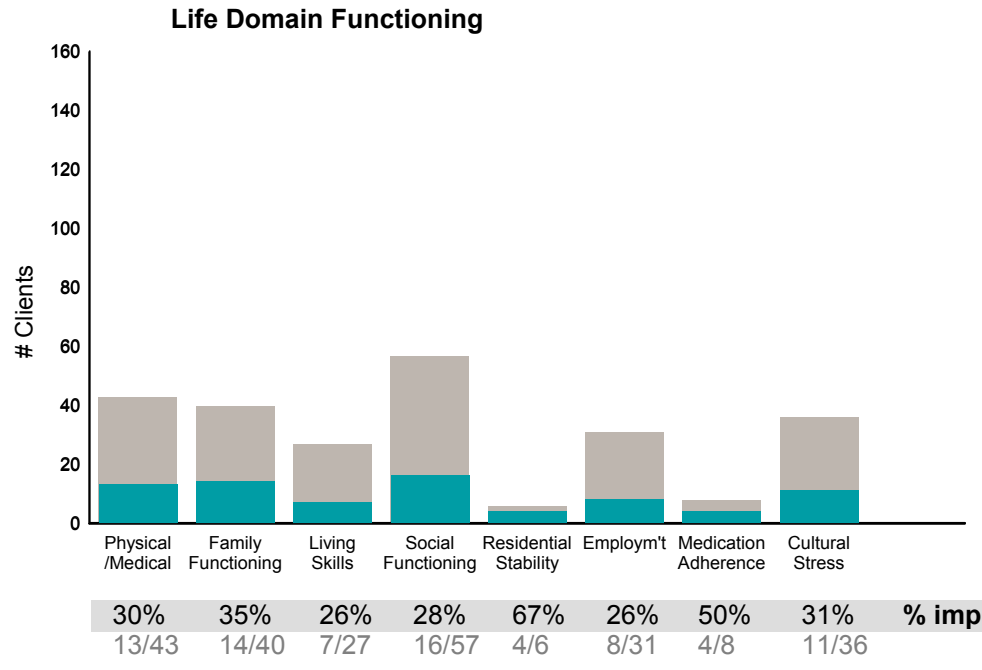
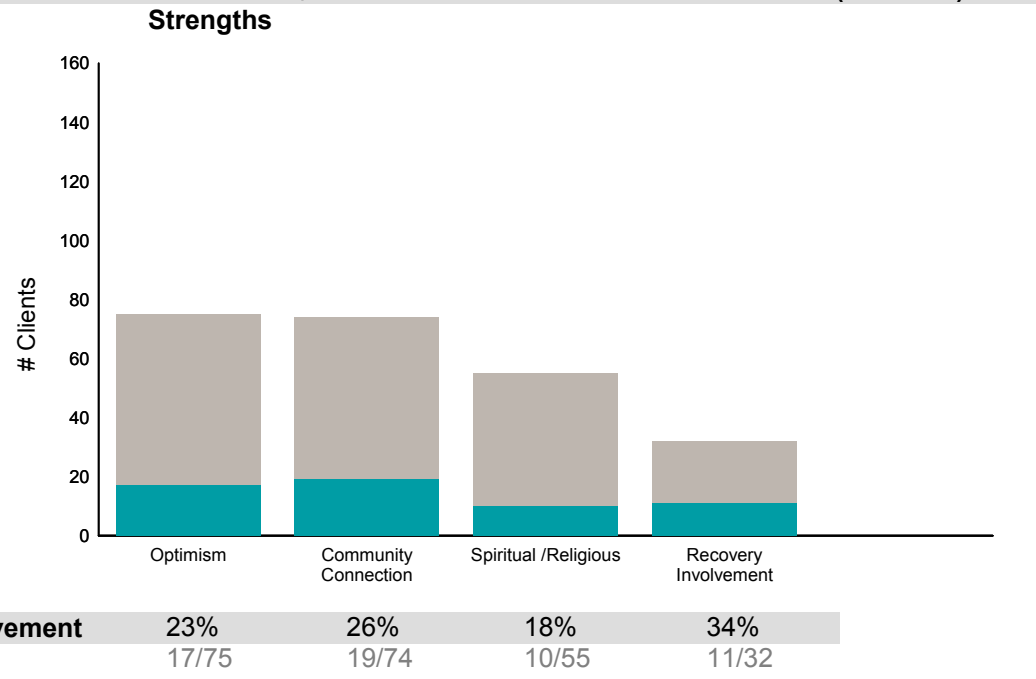
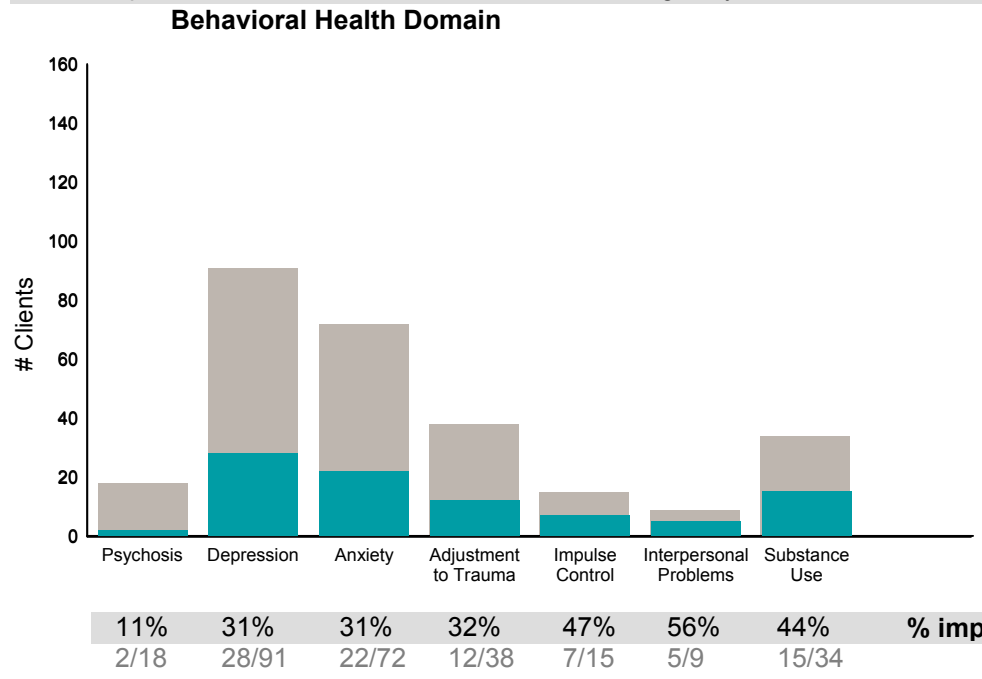




**FY20-21 Q1 Objective A.2 ANSA Outcomes Item-Level Report**  
**RAMS Outpatient Services (38943)**

Didn't Improve
  Improved
 This report looks at current ANSAs to see how many clients improved on items rated 2 or 3 from the prior ANSA.

Num of episodes w/ min. 2 ANSAs: 146      Average days between ANSAs: 371.7      % clients improved on min. 30% of actionable items: **42% (= 60/144)**



This report reflects data from 7/1/2020 - 9/30/2020

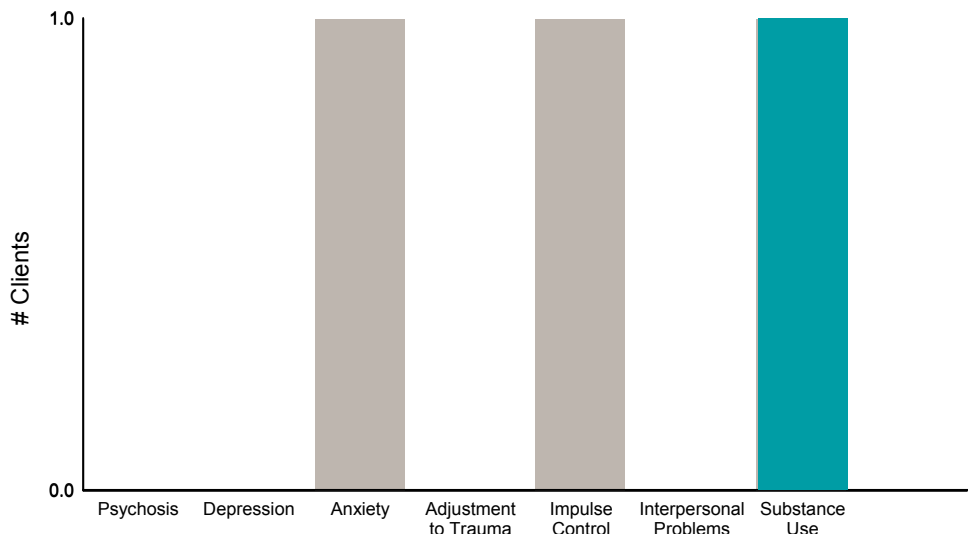


**FY20-21 Q1 Objective A.2 ANSA Outcomes Item-Level Report**  
**Rypins House PD & Residential Ger (38531 & 38532)**

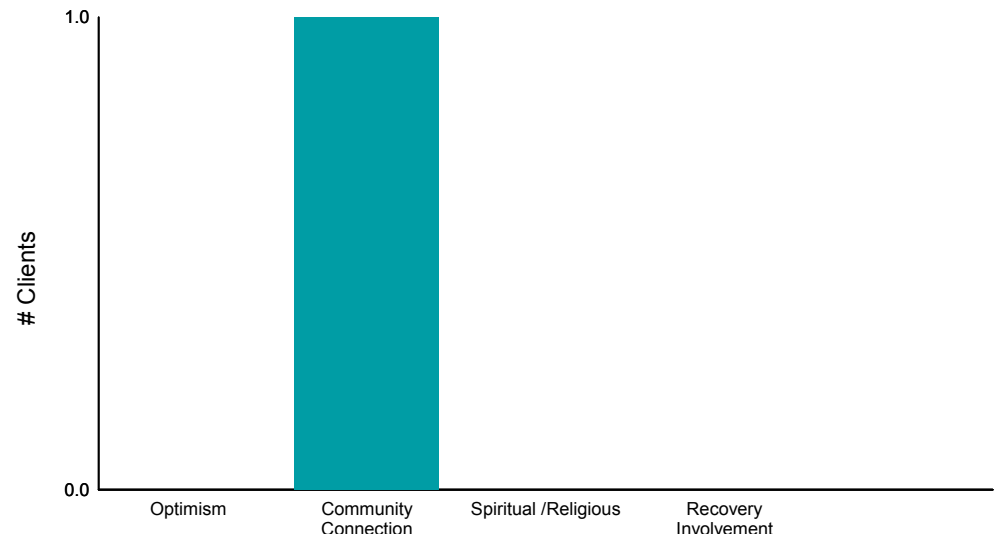
Didn't Improve
  Improved
 This report looks at current ANSAs to see how many clients improved on items rated 2 or 3 from the prior ANSA.

Num of episodes w/ min. 2 ANSAs: **1**      Average days between ANSAs: **170.0**      % clients improved on min. 30% of actionable items: **100% (= 1/1)**

**Behavioral Health Domain**

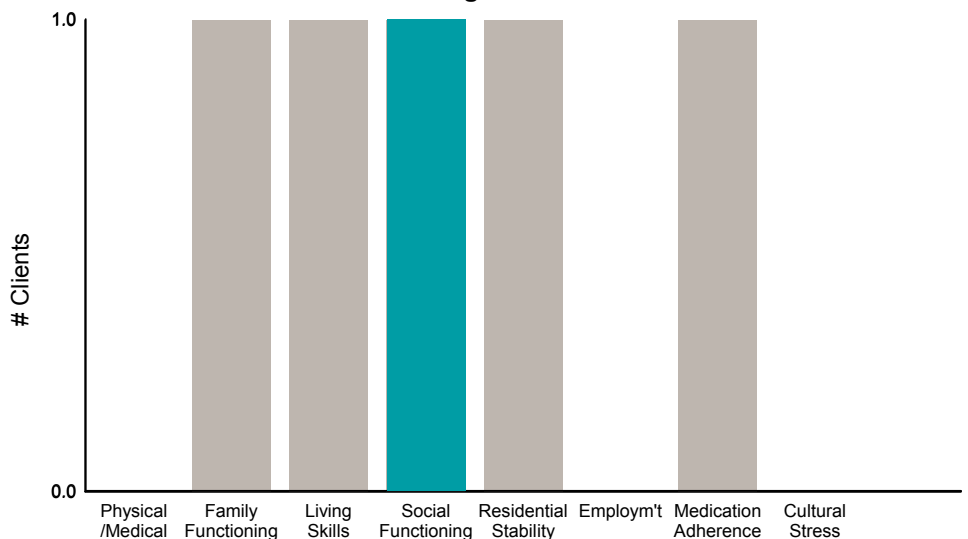


**Strengths**

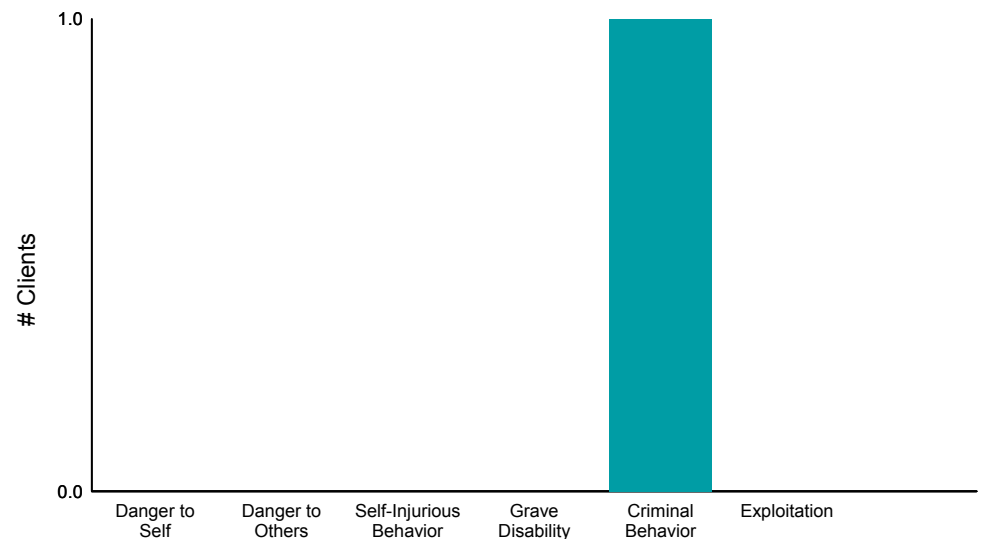


0%	0%	0%	0%	0%	0%	100%	<b>% improvement</b>	0%	100%	0%	0%
0/0	0/0	0/1	0/0	0/1	0/0	1/1		0/0	1/1	/0	0/0

**Life Domain Functioning**



**Risk Behaviors**



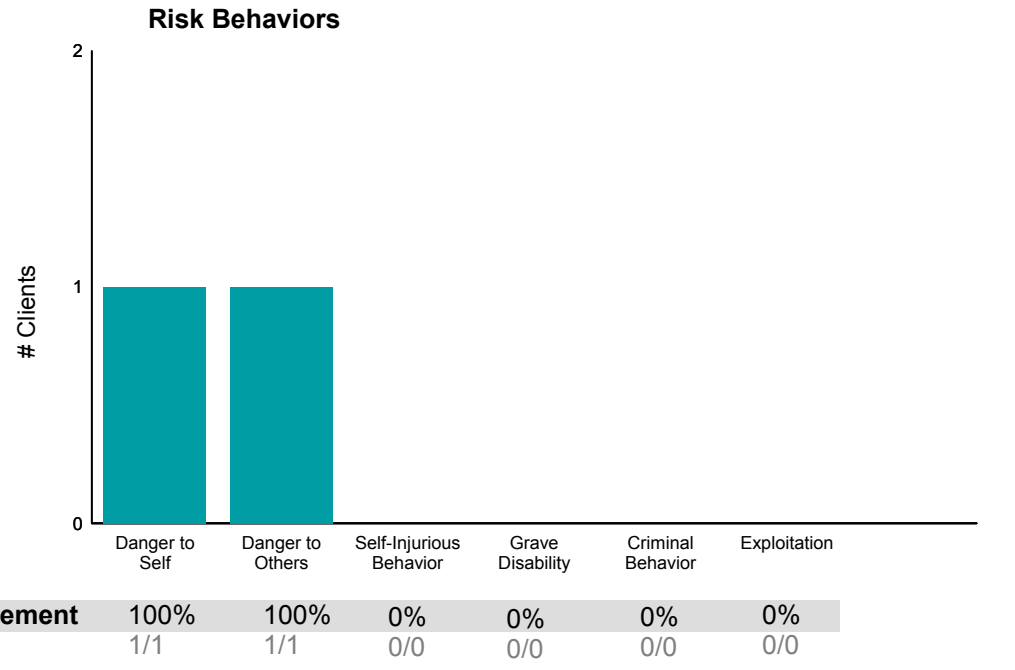
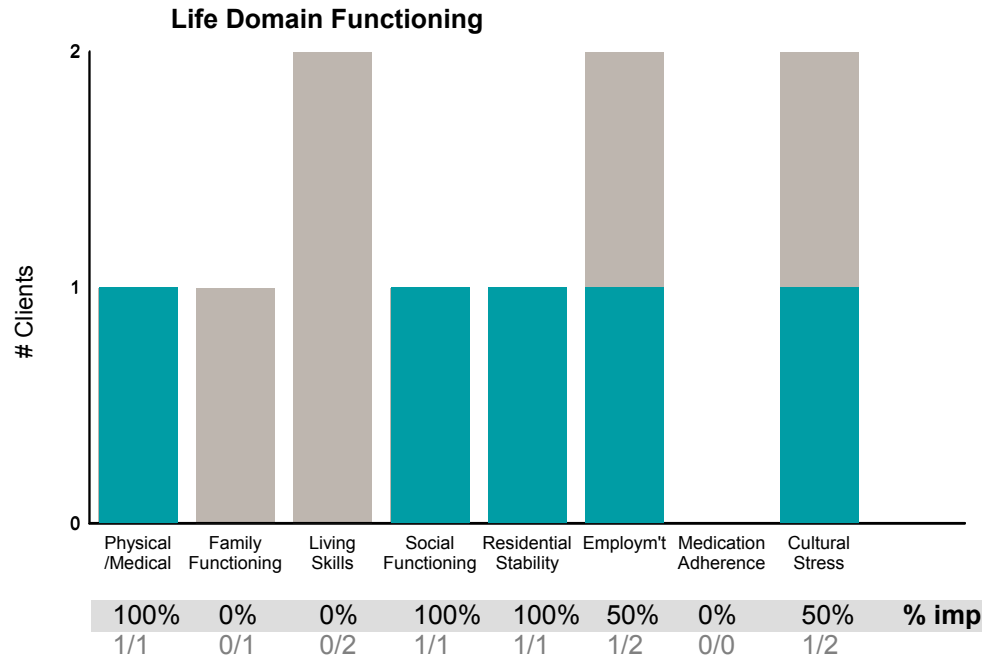
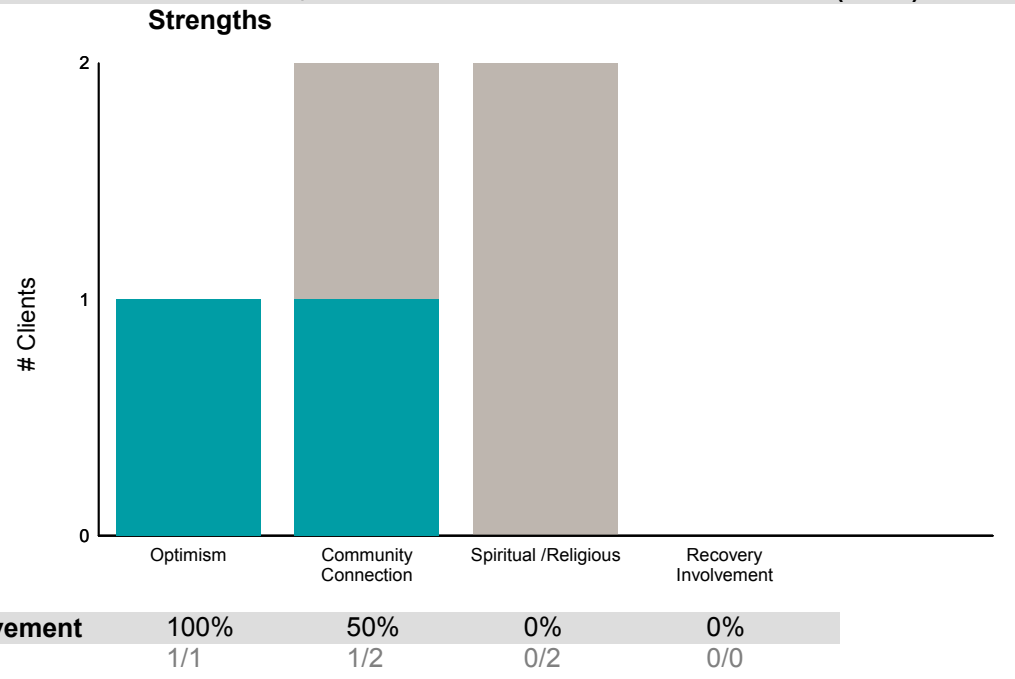
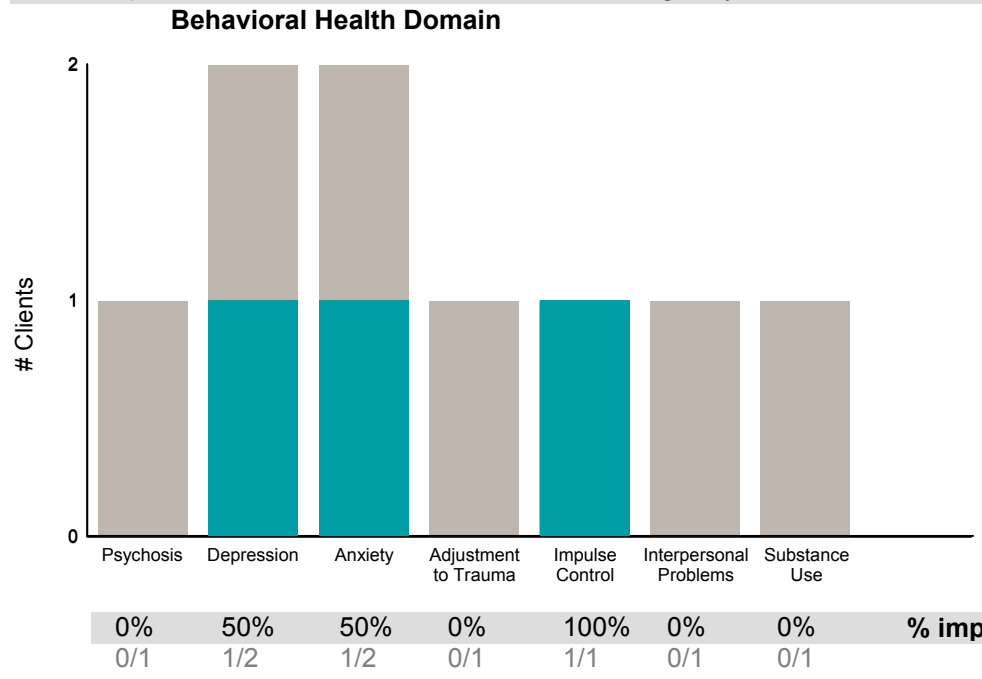
0%	0%	0%	100%	0%	0%	0%	0%	<b>% improvement</b>	0%	0%	0%	0%	100%	0%
0/0	0/1	0/1	1/1	0/1	/0	0/1	0/0		0/0	0/0	0/0	0/0	1/1	0/0

This report reflects data from 7/1/2020 - 9/30/2020

**FY20-21 Q1 Objective A.2 ANSA Outcomes Item-Level Report**  
**Seneca TAY Full Service P. (38CQFSP)**

Didn't Improve
  Improved
 This report looks at current ANSAs to see how many clients improved on items rated 2 or 3 from the prior ANSA.

Num of episodes w/ min. 2 ANSAs: **2**      Average days between ANSAs: **317.0**      % clients improved on min. 30% of actionable items: **50% (= 1/2)**



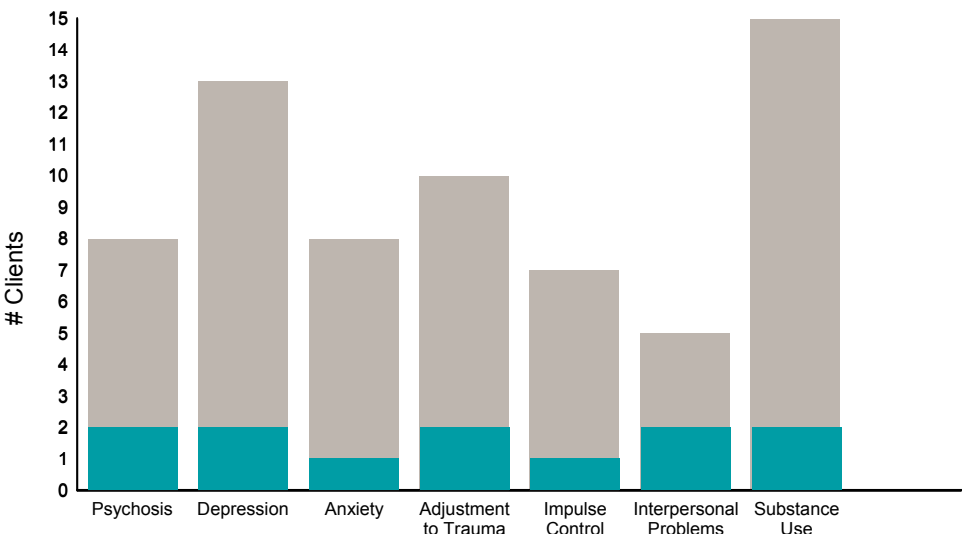
This report reflects data from 7/1/2020 - 9/30/2020

**FY20-21 Q1 Objective A.2 ANSA Outcomes Item-Level Report**  
**SF FIRST SOM McMillan ICM (38719A)**

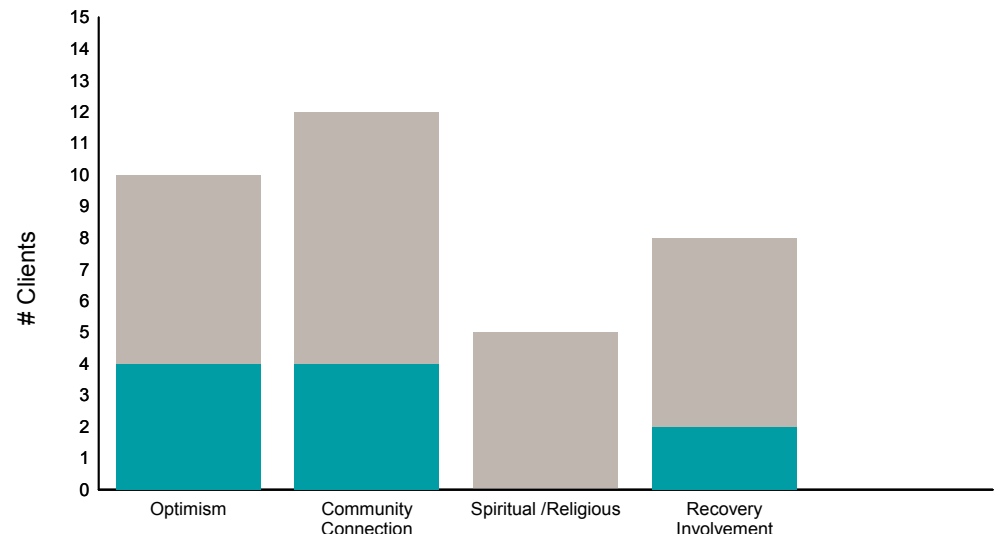
Didn't Improve
  Improved
 This report looks at current ANSAs to see how many clients improved on items rated 2 or 3 from the prior ANSA.

Num of episodes w/ min. 2 ANSAs: **15**      Average days between ANSAs: **403.3**      % clients improved on min. 30% of actionable items: **33% (= 5/15)**

**Behavioral Health Domain**

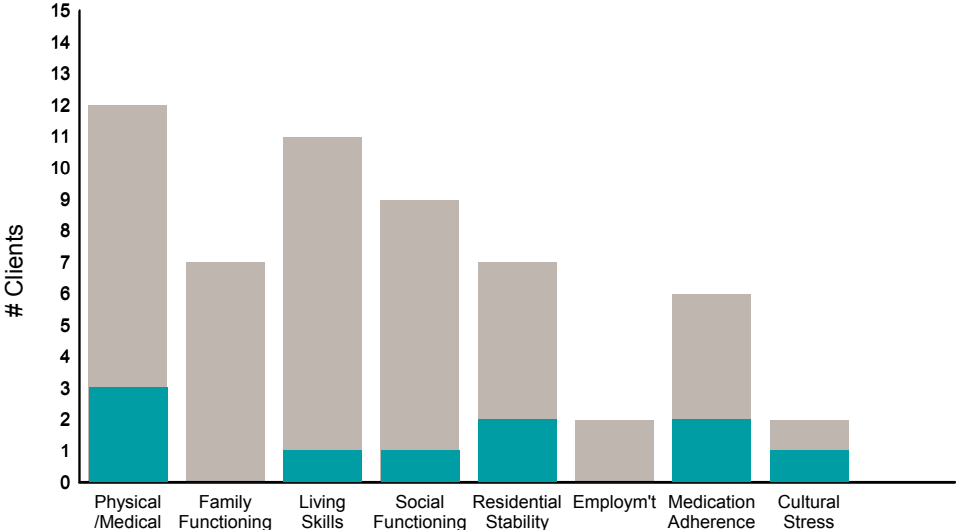


**Strengths**

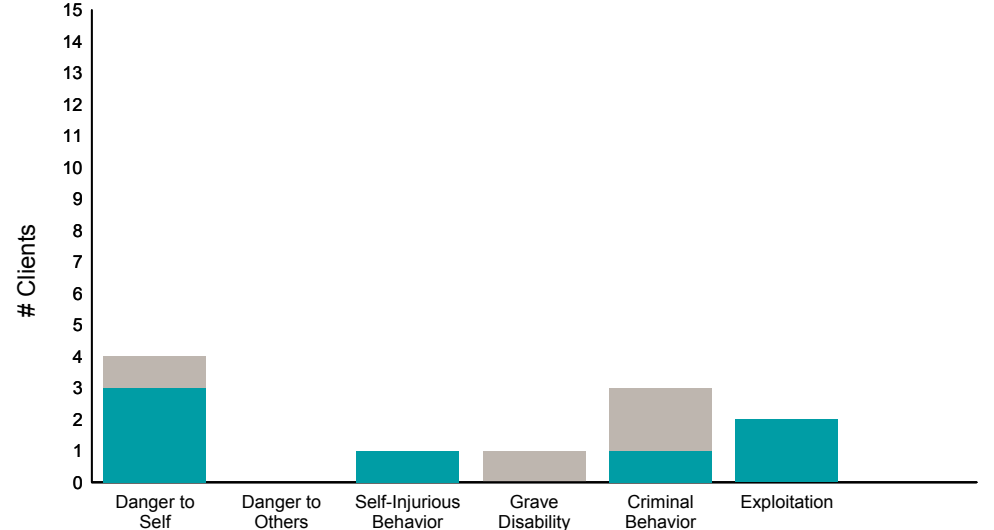


Item	Improved	Didn't Improve	% improvement
Psychosis	2/8	6	25%
Depression	2/13	11	15%
Anxiety	1/8	7	13%
Adjustment to Trauma	2/10	8	20%
Impulse Control	1/7	6	14%
Interpersonal Problems	2/5	3	40%
Substance Use	2/15	13	13%

**Life Domain Functioning**



**Risk Behaviors**



Item	Improved	Didn't Improve	% improvement
Physical /Medical	3/12	9	25%
Family Functioning	0/7	7	0%
Living Skills	1/11	10	9%
Social Functioning	1/9	8	11%
Residential Stability	2/7	5	29%
Employ'm't	0/2	2	0%
Medication Adherence	2/6	4	33%
Cultural Stress	1/2	1	50%

This report reflects data from 7/1/2020 - 9/30/2020

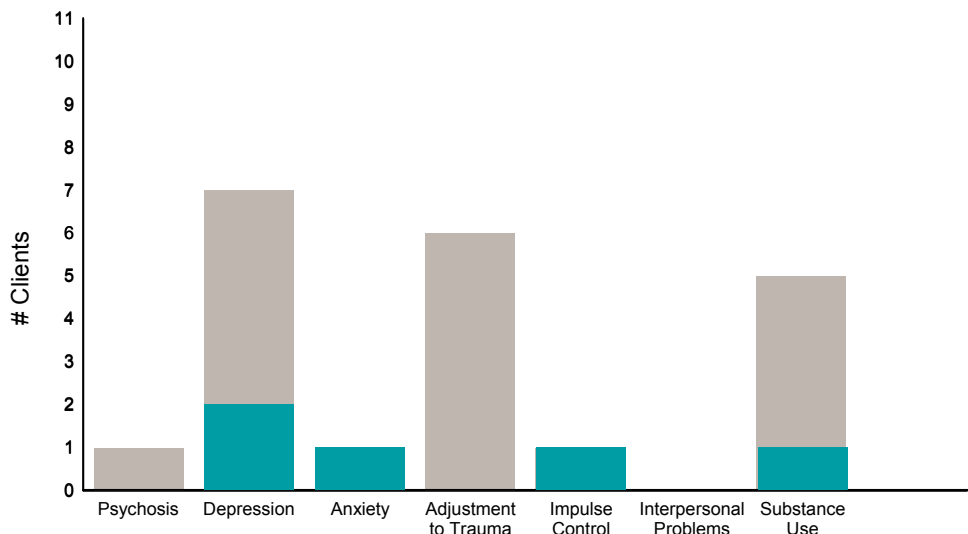


**FY20-21 Q1 Objective A.2 ANSA Outcomes Item-Level Report**  
**SF START (8961OP)**

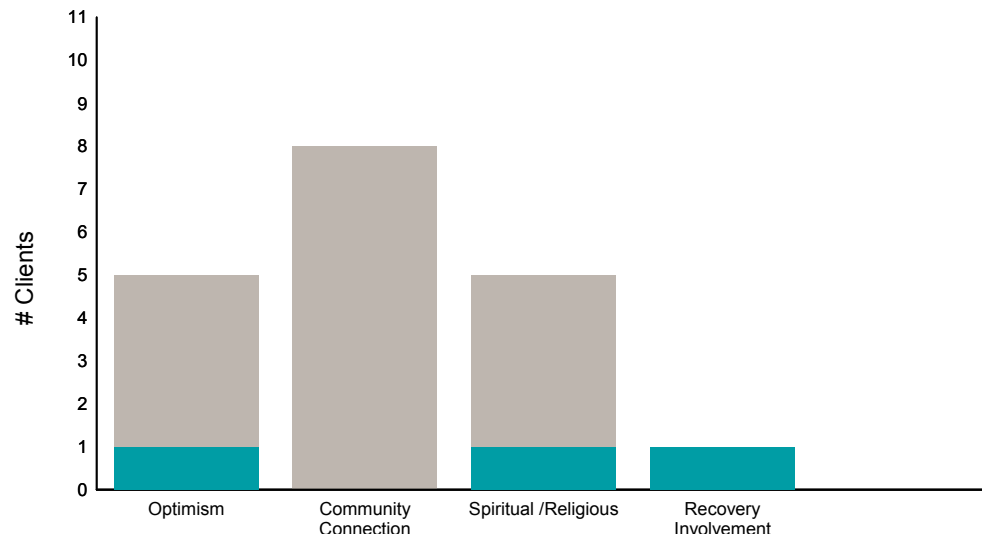
Didn't Improve
  Improved
 This report looks at current ANSAs to see how many clients improved on items rated 2 or 3 from the prior ANSA.

Num of episodes w/ min. 2 ANSAs: **11**      Average days between ANSAs: **251.7**      % clients improved on min. 30% of actionable items: **36% (= 4/11)**

**Behavioral Health Domain**

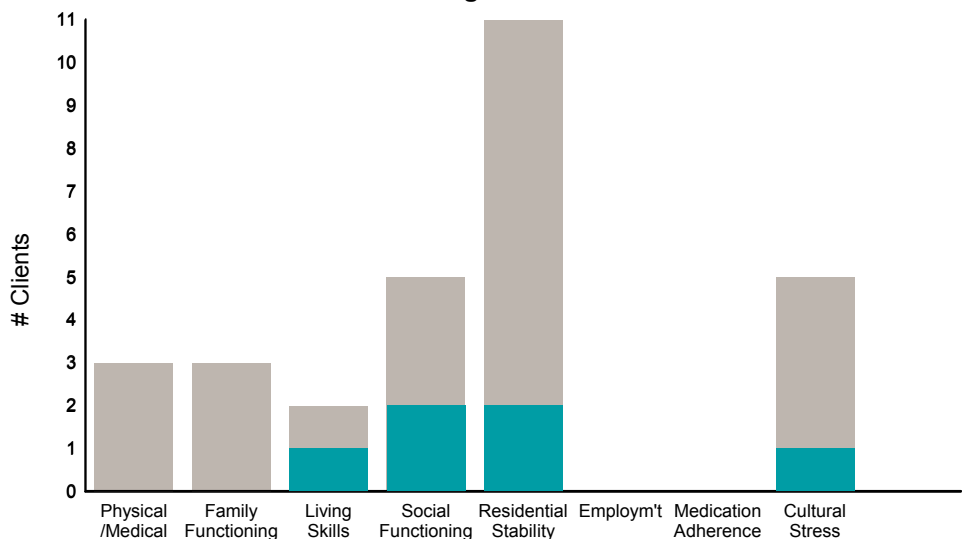


**Strengths**

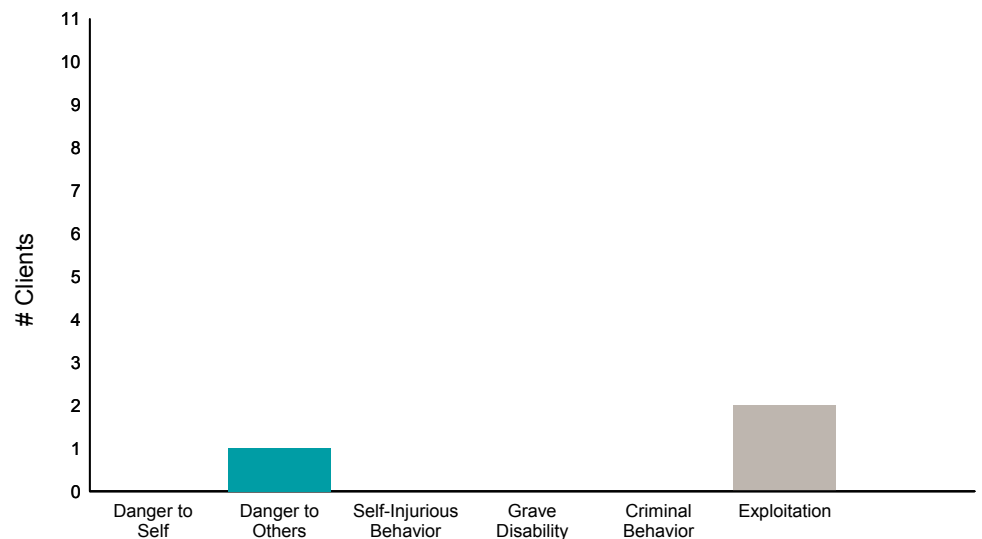


Item	% improvement
Psychosis	0% (0/1)
Depression	29% (2/7)
Anxiety	100% (1/1)
Adjustment to Trauma	0% (0/6)
Impulse Control	100% (1/1)
Interpersonal Problems	0% (0/0)
Substance Use	20% (1/5)
Optimism	20% (1/5)
Community Connection	0% (0/8)
Spiritual /Religious	20% (1/5)
Recovery Involvement	100% (1/1)

**Life Domain Functioning**



**Risk Behaviors**



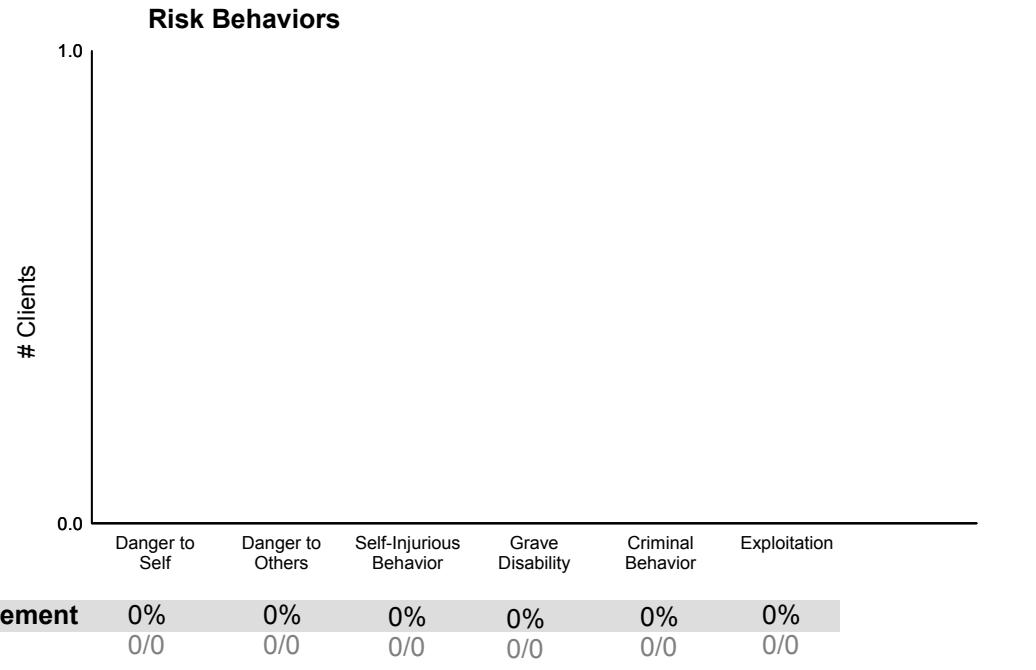
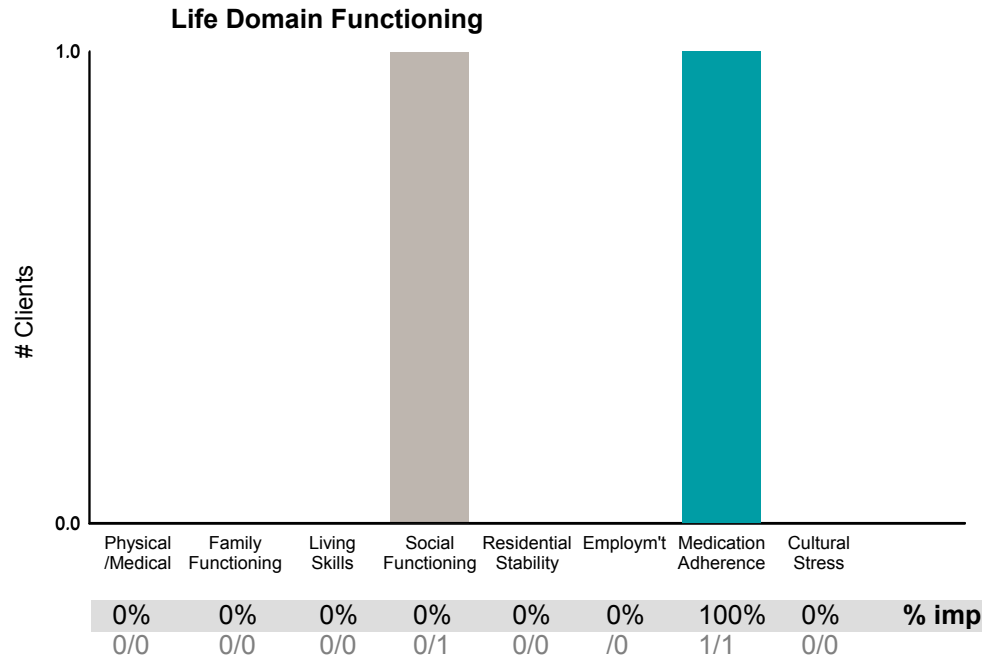
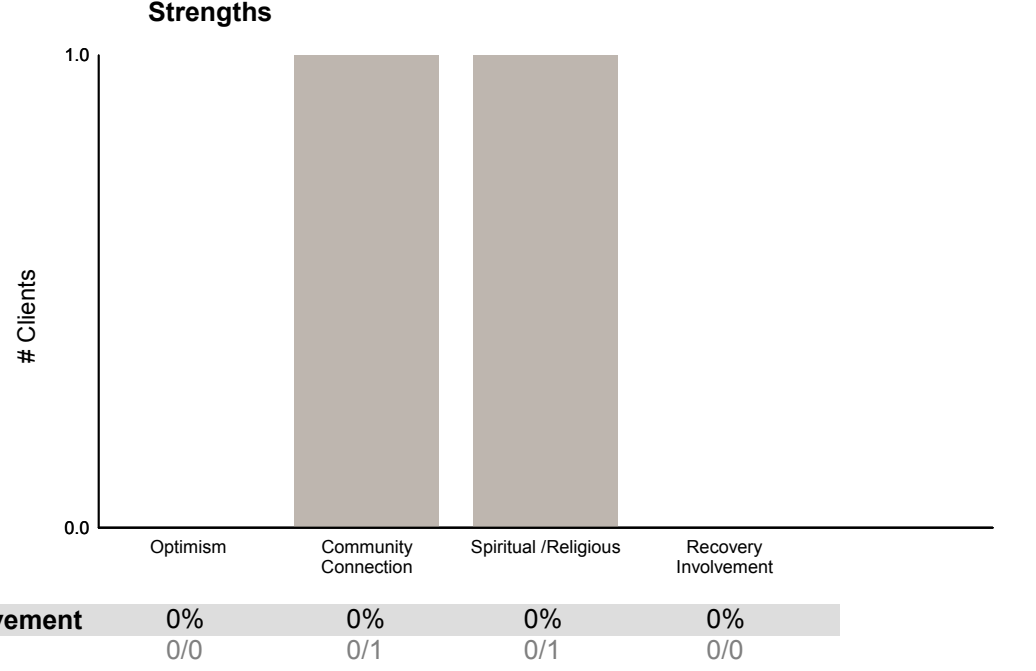
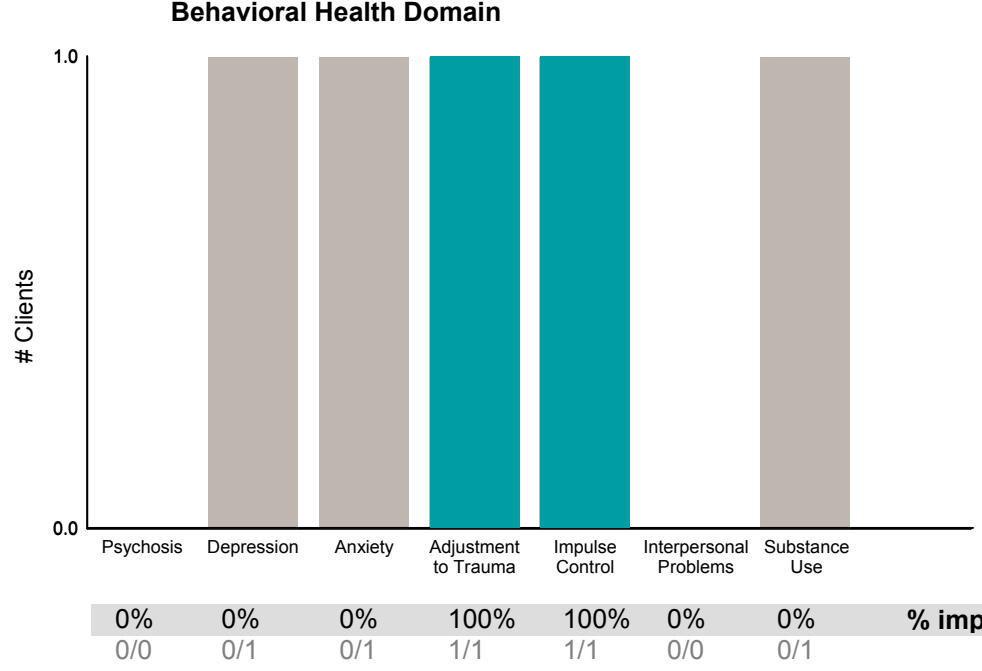
Item	% improvement
Physical /Medical	0% (0/3)
Family Functioning	0% (0/3)
Living Skills	50% (1/2)
Social Functioning	40% (2/5)
Residential Stability	18% (2/11)
Employ'm't	0% (0/0)
Medication Adherence	0% (0/0)
Cultural Stress	20% (1/5)
Danger to Self	0% (0/0)
Danger to Others	100% (1/1)
Self-Injurious Behavior	0% (0/0)
Grave Disability	0% (0/0)
Criminal Behavior	0% (0/0)
Exploitation	0% (0/2)

This report reflects data from 7/1/2020 - 9/30/2020

**FY20-21 Q1 Objective A.2 ANSA Outcomes Item-Level Report**  
**SFAF Stonewall MH OP (38HSOP)**

Didn't Improve
  Improved
 This report looks at current ANSAs to see how many clients improved on items rated 2 or 3 from the prior ANSA.

Num of episodes w/ min. 2 ANSAs: **1**      Average days between ANSAs: **245.0**      % clients improved on min. 30% of actionable items: **100% (= 1/1)**



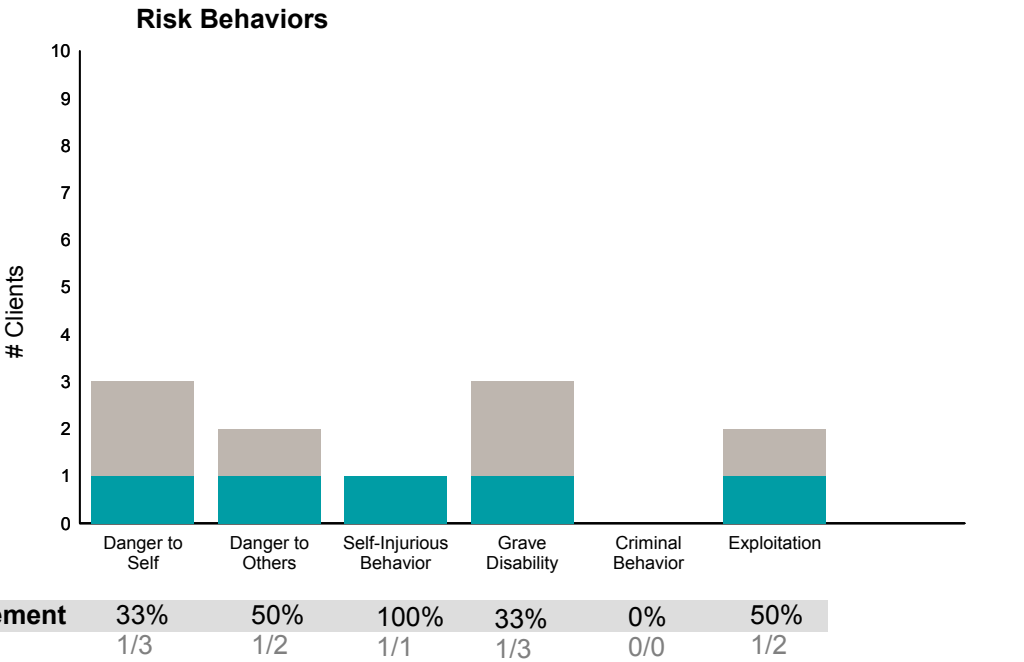
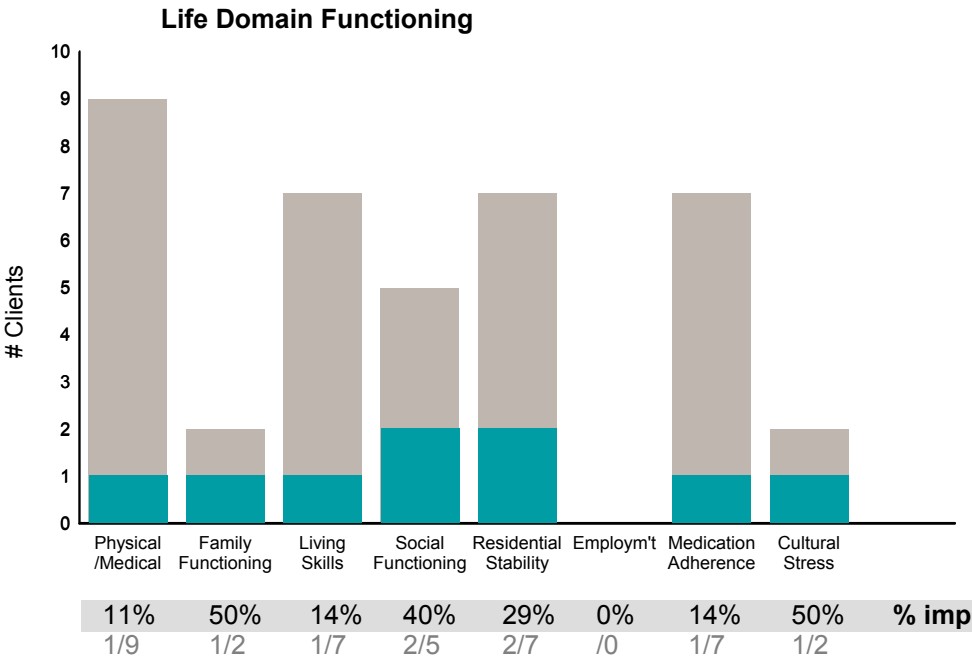
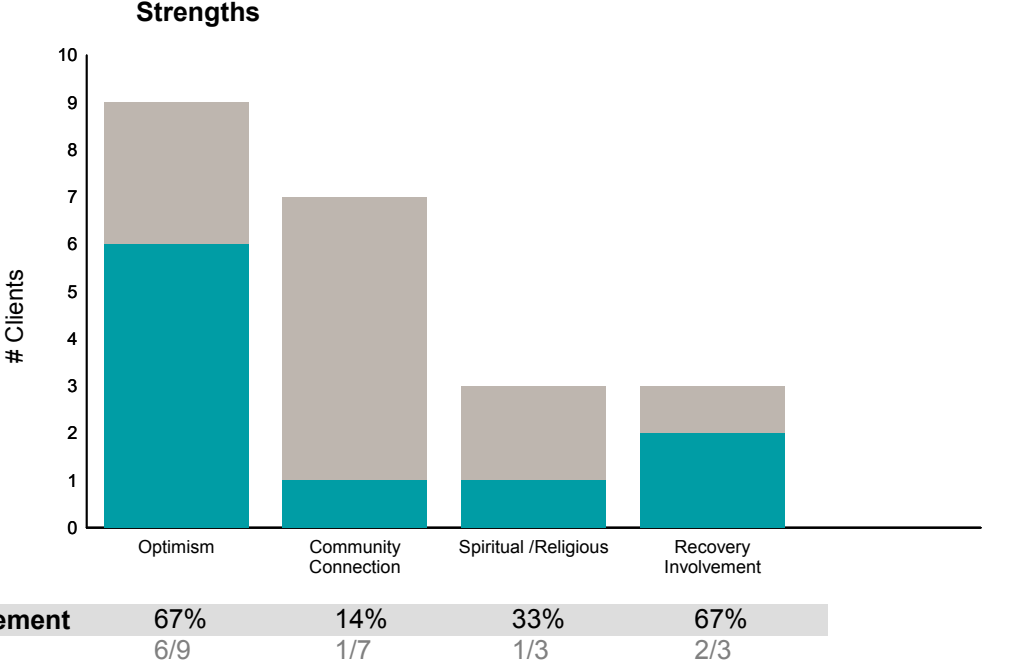
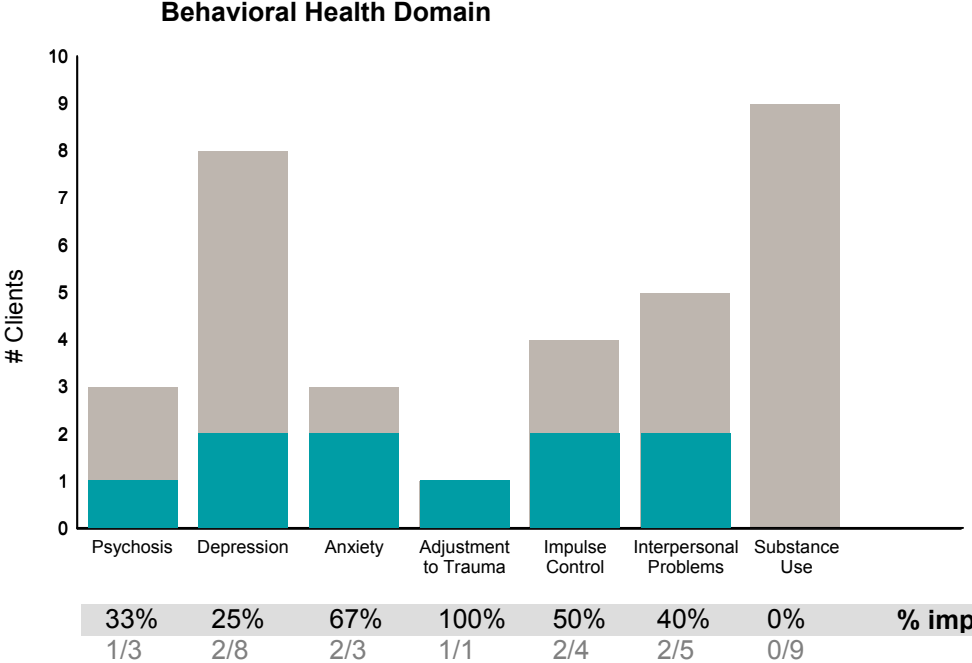
This report reflects data from 7/1/2020 - 9/30/2020



**FY20-21 Q1 Objective A.2 ANSA Outcomes Item-Level Report**  
**SFGH Emergency Dept CM (38JVOP)**

Didn't Improve
  Improved
 This report looks at current ANSAs to see how many clients improved on items rated 2 or 3 from the prior ANSA.

Num of episodes w/ min. 2 ANSAs: 10      Average days between ANSAs: 278.9      % clients improved on min. 30% of actionable items: **50% (= 5/10)**



This report reflects data from 7/1/2020 - 9/30/2020

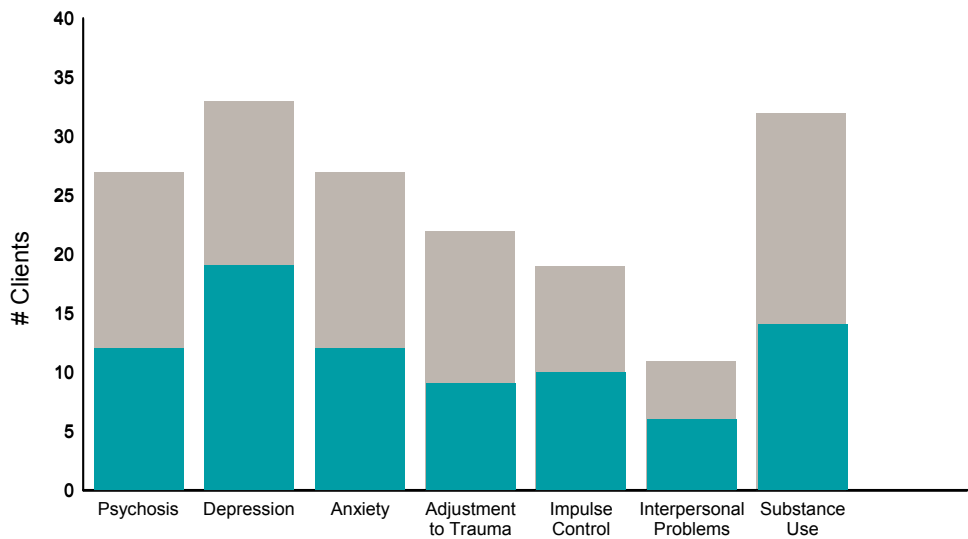


**FY20-21 Q1 Objective A.2 ANSA Outcomes Item-Level Report**  
**Shrader House Crisis RES PROG (89661)**

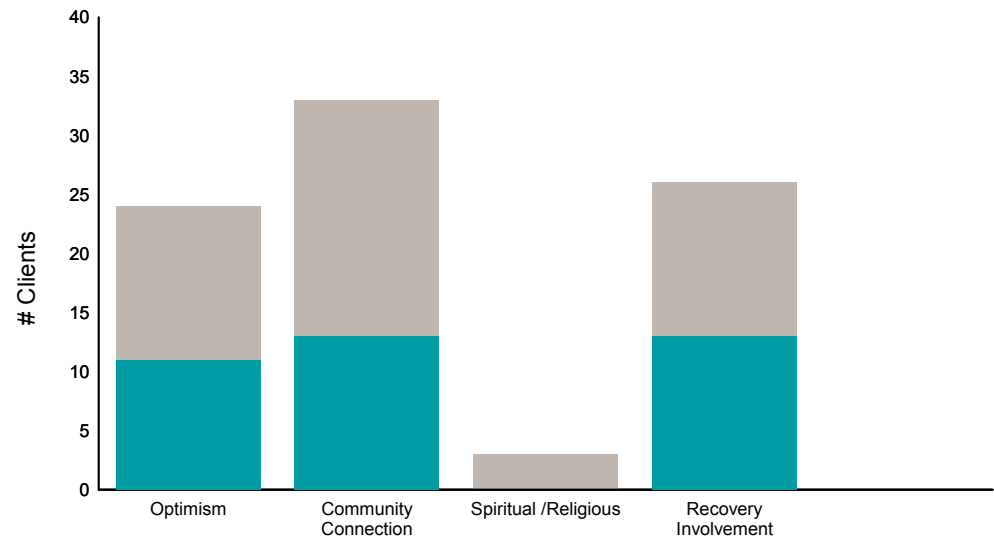
Didn't Improve
  Improved
 This report looks at current ANSAs to see how many clients improved on items rated 2 or 3 from the prior ANSA.

Num of episodes w/ min. 2 ANSAs: 38      Average days between ANSAs: 14.1      % clients improved on min. 30% of actionable items: **58% (= 22/38)**

**Behavioral Health Domain**

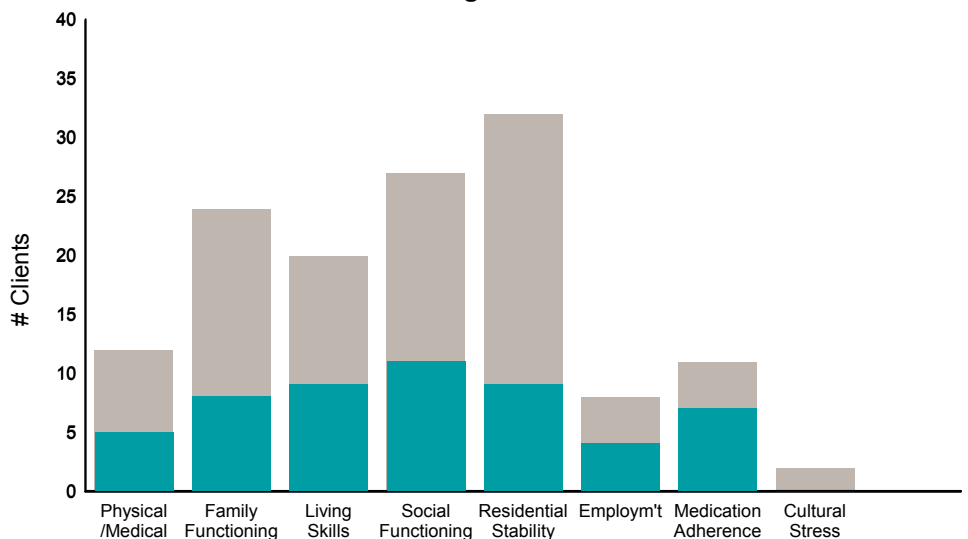


**Strengths**

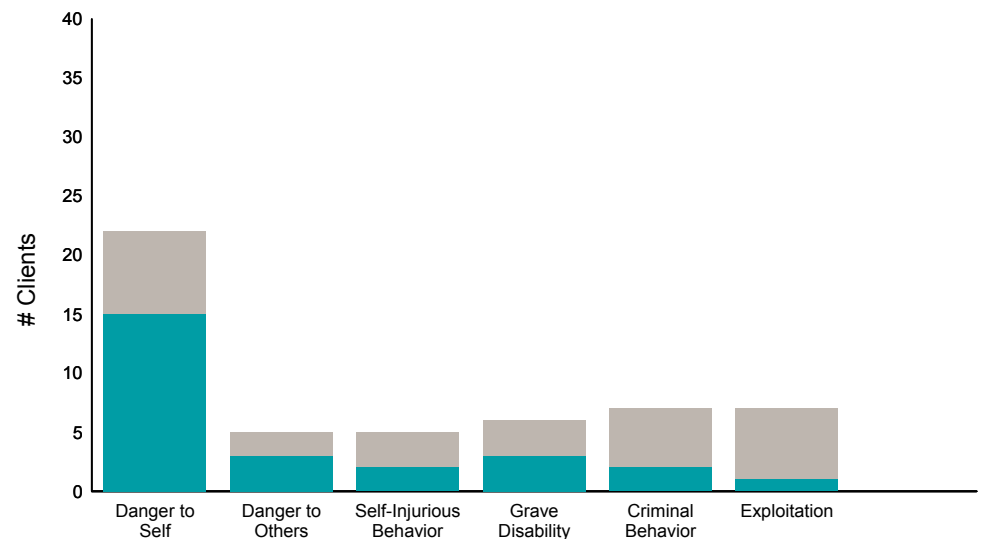


Item	% improvement
Psychosis	44% (12/27)
Depression	58% (19/33)
Anxiety	44% (12/27)
Adjustment to Trauma	41% (9/22)
Impulse Control	53% (10/19)
Interpersonal Problems	55% (6/11)
Substance Use	44% (14/32)
Optimism	46% (11/24)
Community Connection	39% (13/33)
Spiritual /Religious	0% (0/3)
Recovery Involvement	50% (13/26)

**Life Domain Functioning**



**Risk Behaviors**



Item	% improvement
Physical /Medical	42% (5/12)
Family Functioning	33% (8/24)
Living Skills	45% (9/20)
Social Functioning	41% (11/27)
Residential Stability	28% (9/32)
Employm't	50% (4/8)
Medication Adherence	64% (7/11)
Cultural Stress	0% (0/2)
Danger to Self	68% (15/22)
Danger to Others	60% (3/5)
Self-Injurious Behavior	40% (2/5)
Grave Disability	50% (3/6)
Criminal Behavior	29% (2/7)
Exploitation	14% (1/7)

This report reflects data from 7/1/2020 - 9/30/2020



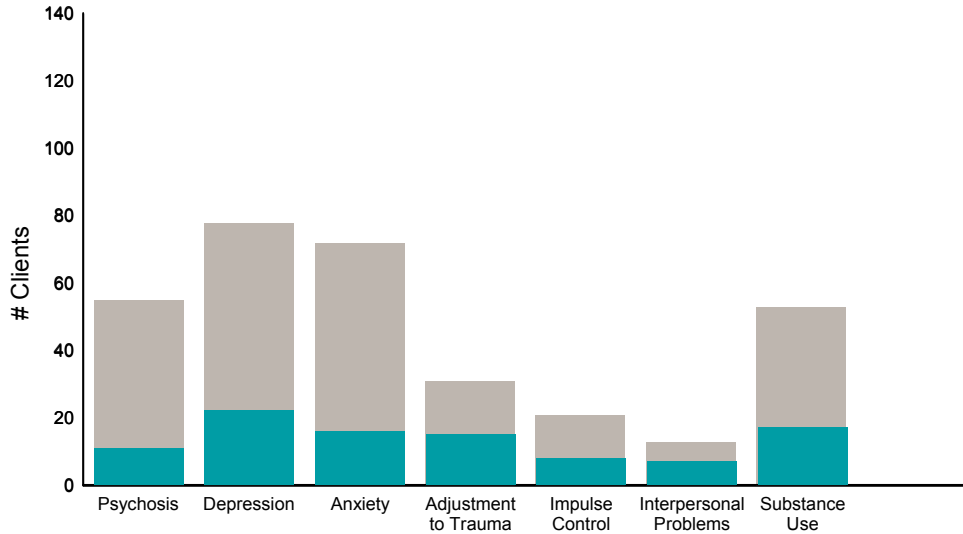


**FY20-21 Q1 Objective A.2 ANSA Outcomes Item-Level Report**  
**South of Market Outpatient (38719)**

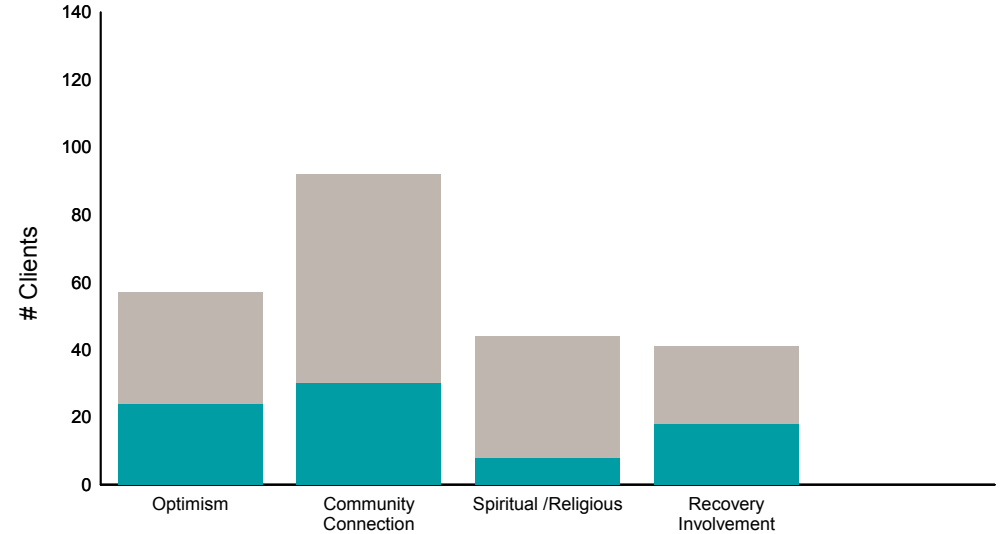
Didn't Improve
  Improved
 This report looks at current ANSAs to see how many clients improved on items rated 2 or 3 from the prior ANSA.

Num of episodes w/ min. 2 ANSAs: 130      Average days between ANSAs: 384.0      % clients improved on min. 30% of actionable items: **50% (= 60/121)**

**Behavioral Health Domain**

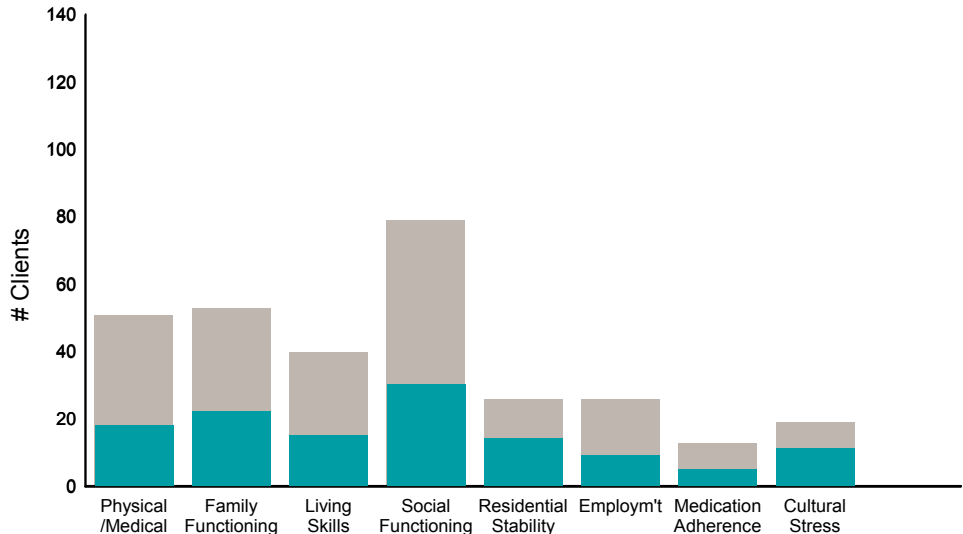


**Strengths**

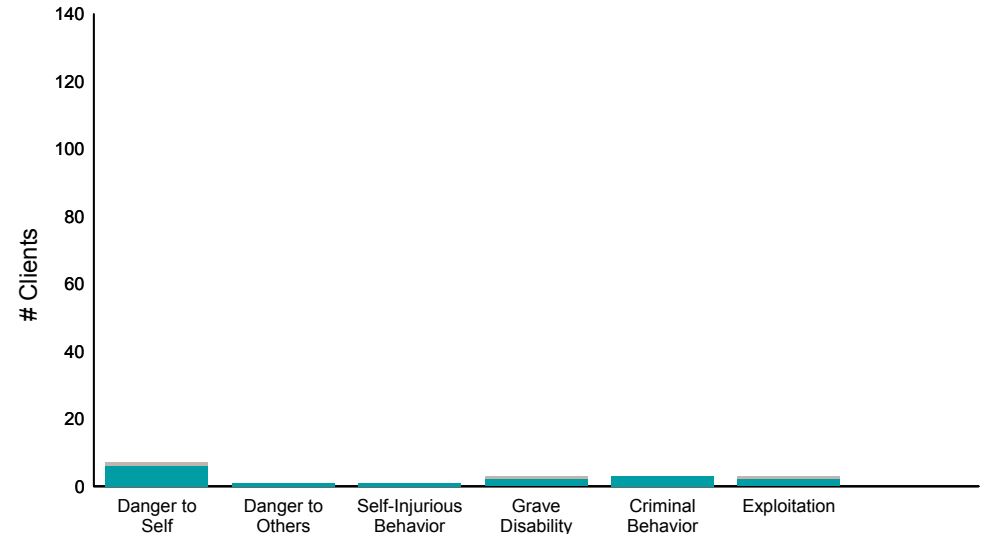


Item	% improvement	Item	% improvement
Psychosis	20% (11/55)	Optimism	42% (24/57)
Depression	28% (22/78)	Community Connection	33% (30/92)
Anxiety	22% (16/72)	Spiritual /Religious	18% (8/44)
Adjustment to Trauma	48% (15/31)	Recovery Involvement	44% (18/41)
Impulse Control	38% (8/21)		
Interpersonal Problems	54% (7/13)		
Substance Use	32% (17/53)		

**Life Domain Functioning**



**Risk Behaviors**



Item	% improvement	Item	% improvement
Physical /Medical	35% (18/51)	Danger to Self	86% (6/7)
Family Functioning	42% (22/53)	Danger to Others	100% (1/1)
Living Skills	38% (15/40)	Self-Injurious Behavior	100% (1/1)
Social Functioning	38% (30/79)	Grave Disability	67% (2/3)
Residential Stability	54% (14/26)	Criminal Behavior	100% (3/3)
Employ'm't	35% (9/26)	Exploitation	67% (2/3)
Medication Adherence	38% (5/13)		
Cultural Stress	58% (11/19)		

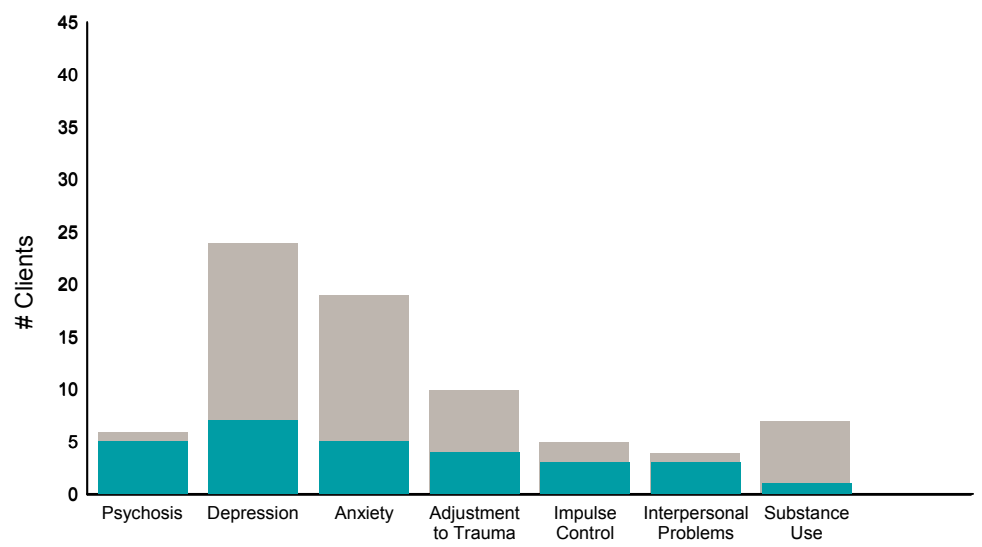
This report reflects data from 7/1/2020 - 9/30/2020

**FY20-21 Q1 Objective A.2 ANSA Outcomes Item-Level Report**  
**Southeast Mission Geriatric-OP (38483)**

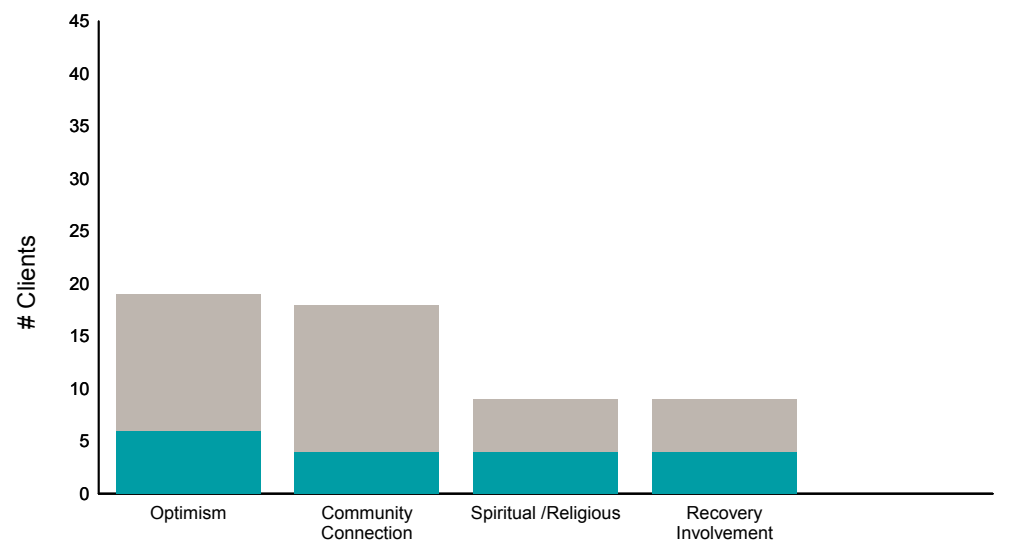
Didn't Improve
  Improved
 This report looks at current ANSAs to see how many clients improved on items rated 2 or 3 from the prior ANSA.

Num of episodes w/ min. 2 ANSAs: **43**      Average days between ANSAs: **370.3**      % clients improved on min. 30% of actionable items: **67% (= 28/42)**

**Behavioral Health Domain**

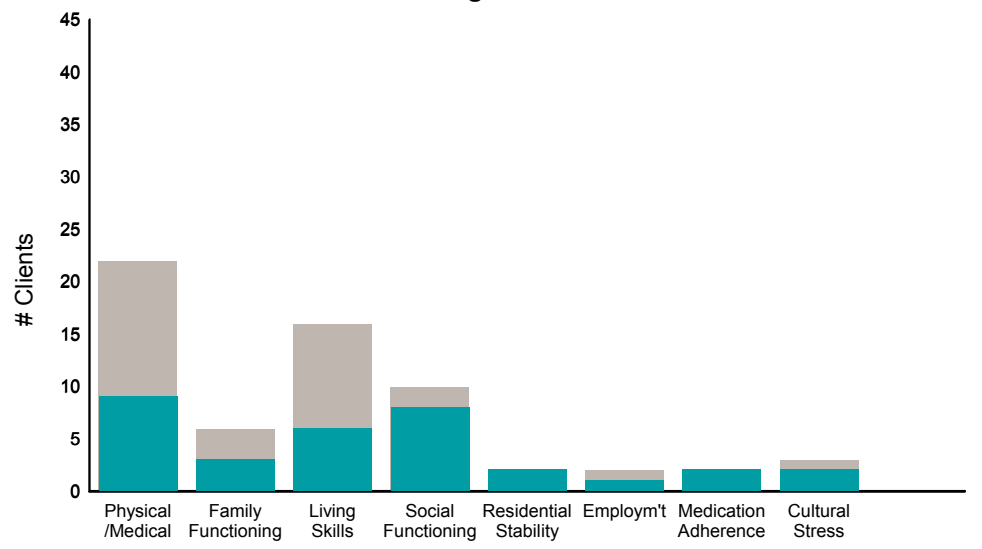


**Strengths**

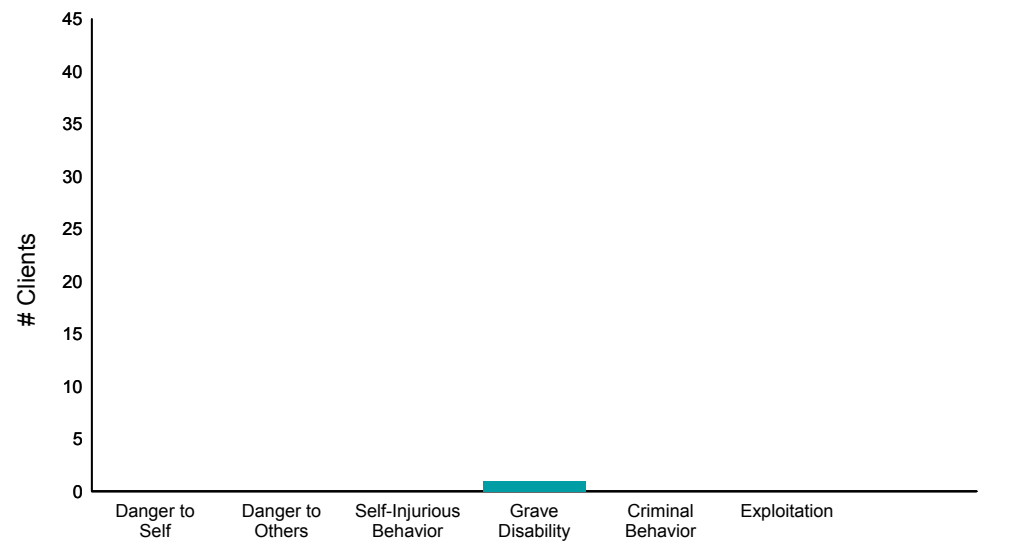


Item	% improvement	Item	% improvement
Psychosis	83% 5/6	Optimism	32% 6/19
Depression	29% 7/24	Community Connection	22% 4/18
Anxiety	26% 5/19	Spiritual /Religious	44% 4/9
Adjustment to Trauma	40% 4/10	Recovery Involvement	44% 4/9
Impulse Control	60% 3/5		
Interpersonal Problems	75% 3/4		
Substance Use	14% 1/7		

**Life Domain Functioning**



**Risk Behaviors**



Item	% improvement	Item	% improvement
Physical /Medical	41% 9/22	Danger to Self	0% 0/0
Family Functioning	50% 3/6	Danger to Others	0% 0/0
Living Skills	38% 6/16	Self-Injurious Behavior	0% 0/0
Social Functioning	80% 8/10	Grave Disability	100% 1/1
Residential Stability	100% 2/2	Criminal Behavior	0% 0/0
Employ'm't	50% 1/2	Exploitation	0% 0/0
Medication Adherence	100% 2/2		
Cultural Stress	67% 2/3		

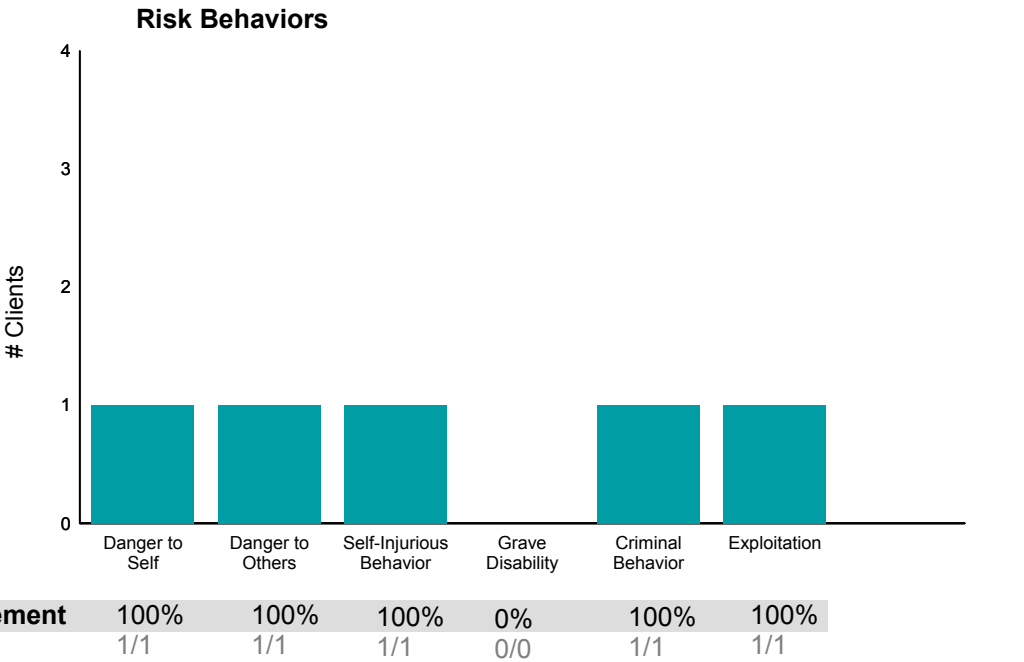
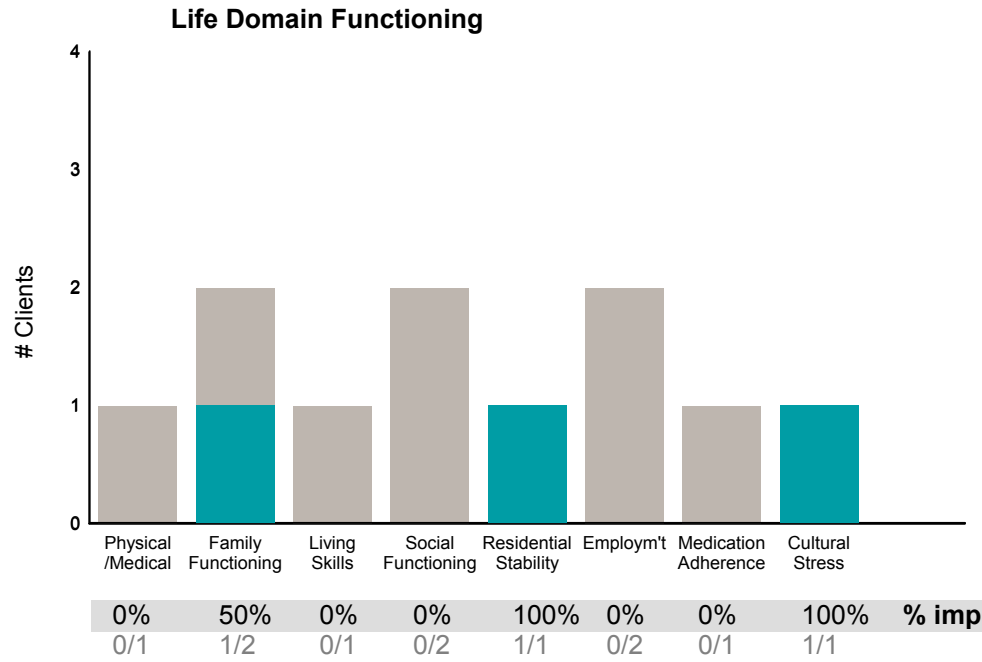
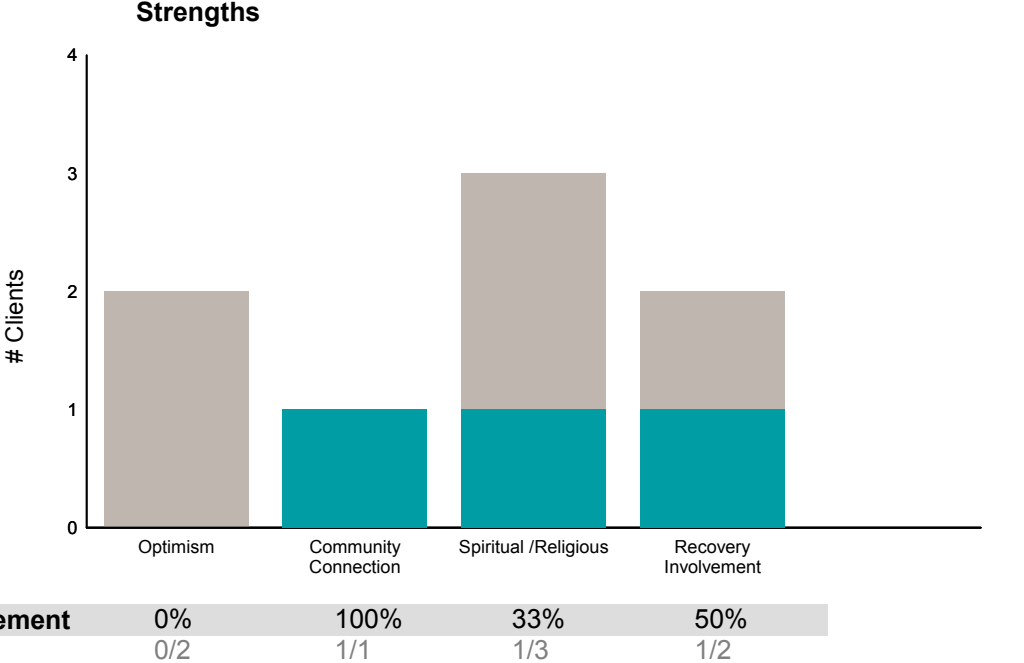
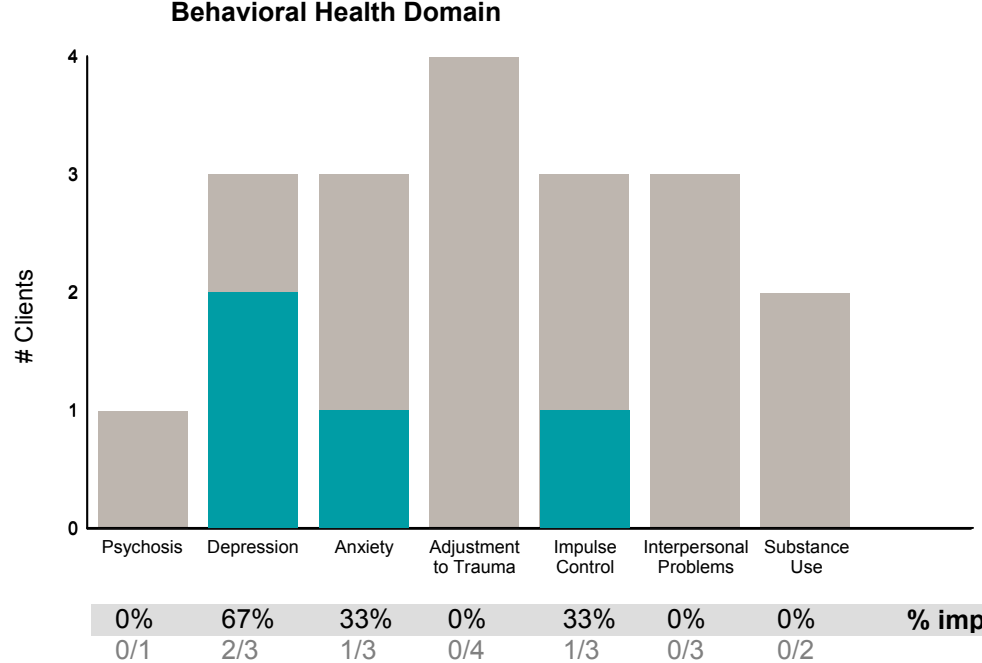
This report reflects data from 7/1/2020 - 9/30/2020



**FY20-21 Q1 Objective A.2 ANSA Outcomes Item-Level Report**  
**St James Infirmary MHS (38KFOP)**

Didn't Improve
  Improved
 This report looks at current ANSAs to see how many clients improved on items rated 2 or 3 from the prior ANSA.

Num of episodes w/ min. 2 ANSAs: **4**      Average days between ANSAs: **281.8**      % clients improved on min. 30% of actionable items: **50% (= 2/4)**



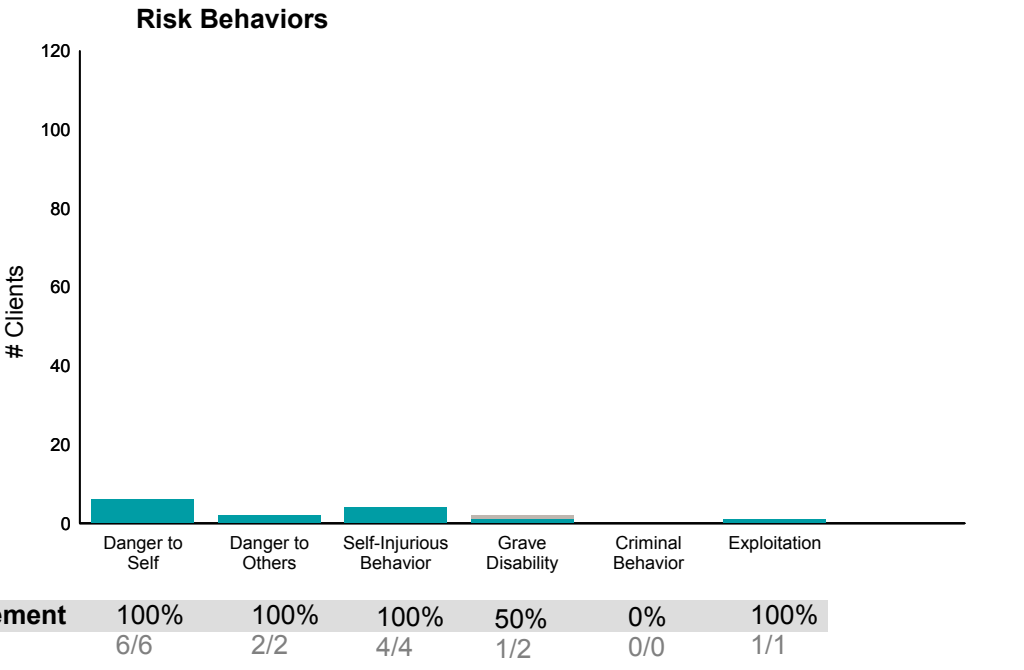
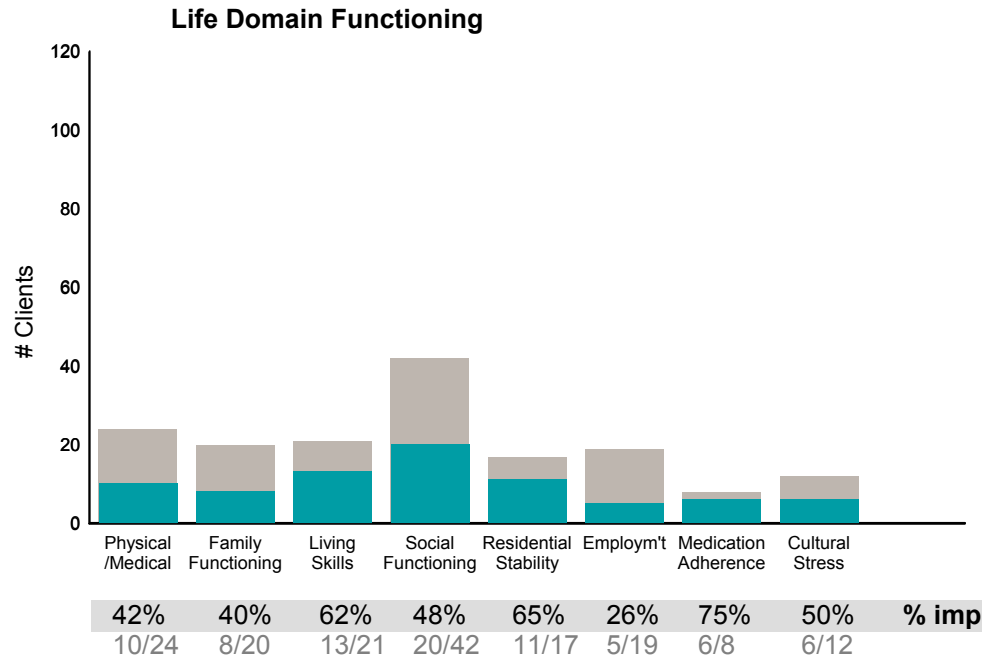
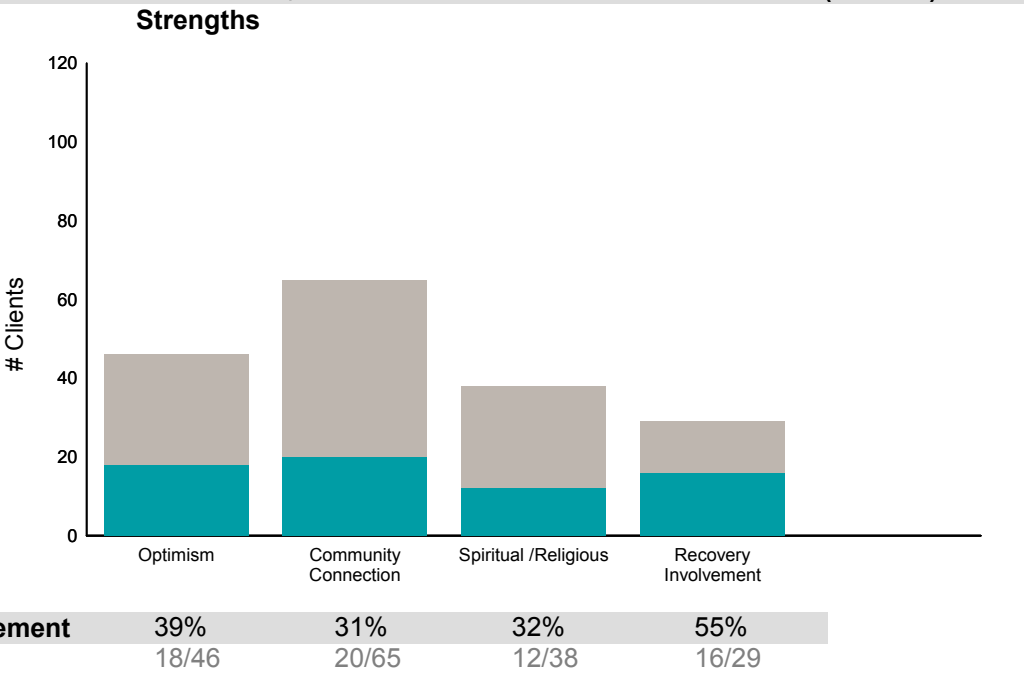
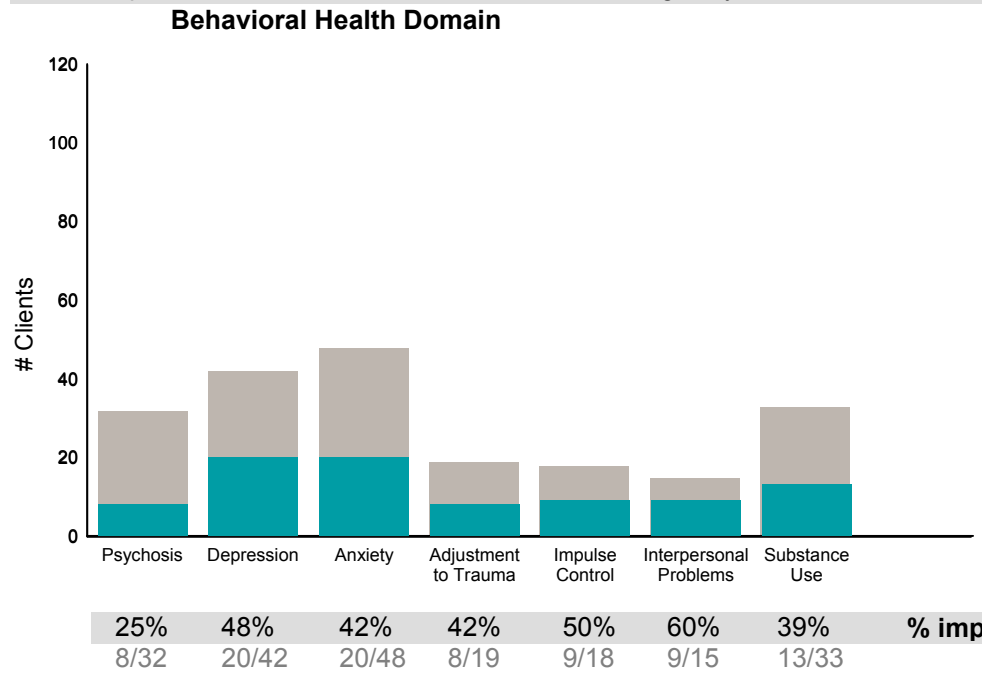
This report reflects data from 7/1/2020 - 9/30/2020



**FY20-21 Q1 Objective A.2 ANSA Outcomes Item-Level Report**  
**Sunset Mental Health OP (38823)**

Didn't Improve
  Improved
 This report looks at current ANSAs to see how many clients improved on items rated 2 or 3 from the prior ANSA.

Num of episodes w/ min. 2 ANSAs: 102      Average days between ANSAs: 364.0      % clients improved on min. 30% of actionable items: **56% (= 54/96)**



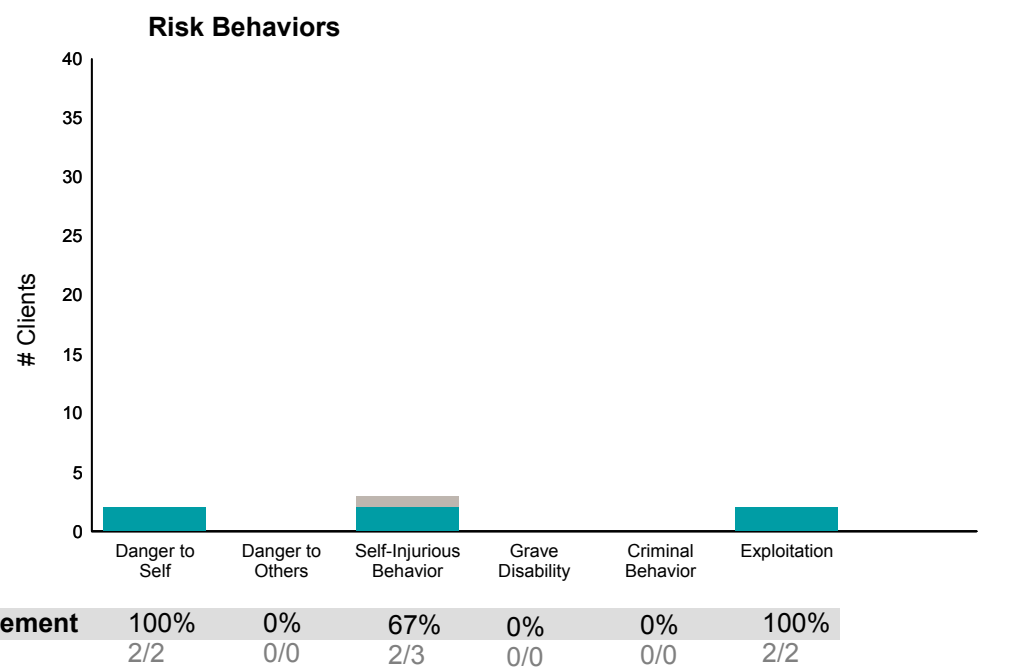
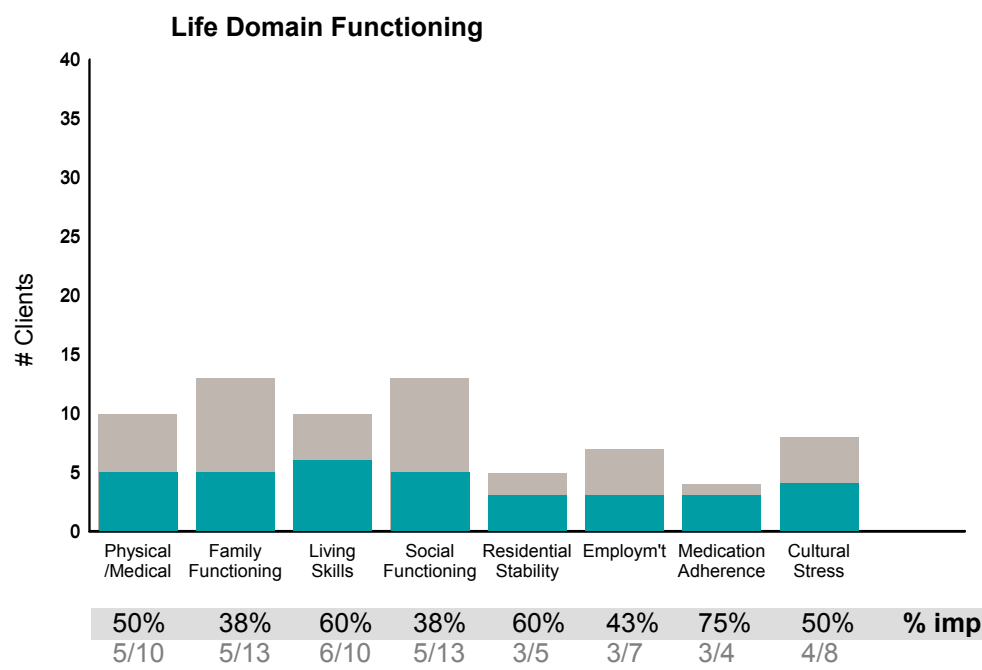
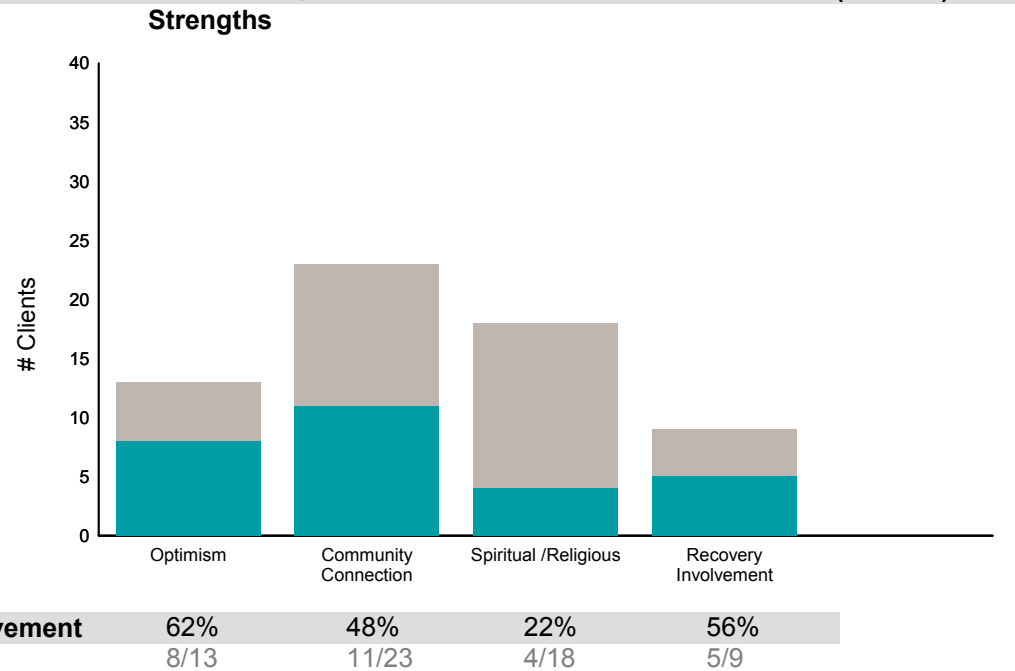
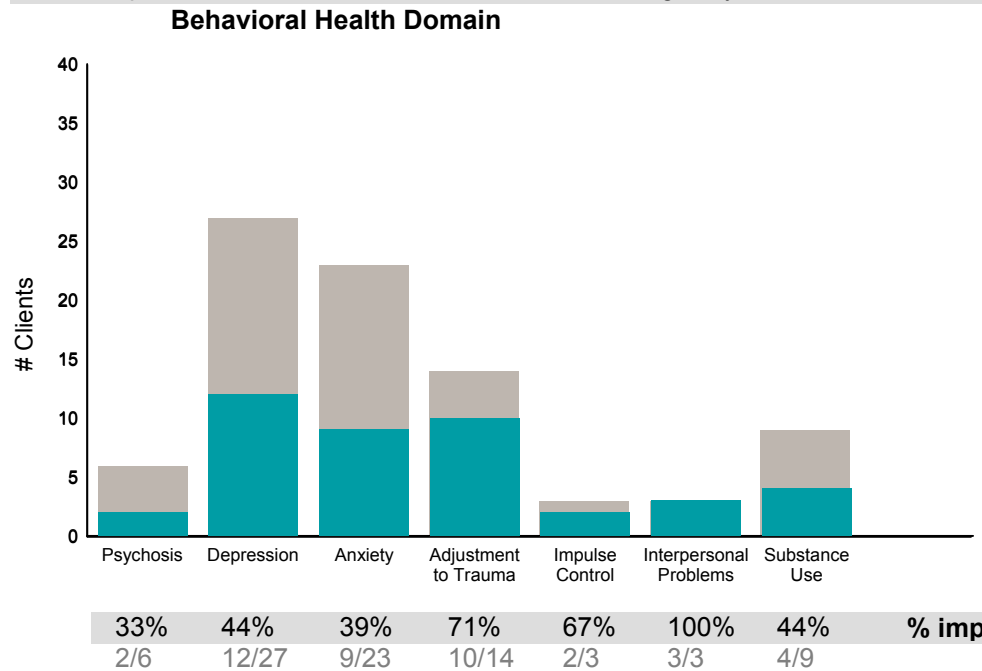
This report reflects data from 7/1/2020 - 9/30/2020



**FY20-21 Q1 Objective A.2 ANSA Outcomes Item-Level Report**  
**Sunset Mental Health Team II (3819OP)**

Didn't Improve
  Improved
 This report looks at current ANSAs to see how many clients improved on items rated 2 or 3 from the prior ANSA.

Num of episodes w/ min. 2 ANSAs: **38**      Average days between ANSAs: **321.7**      % clients improved on min. 30% of actionable items: **68% (= 25/37)**



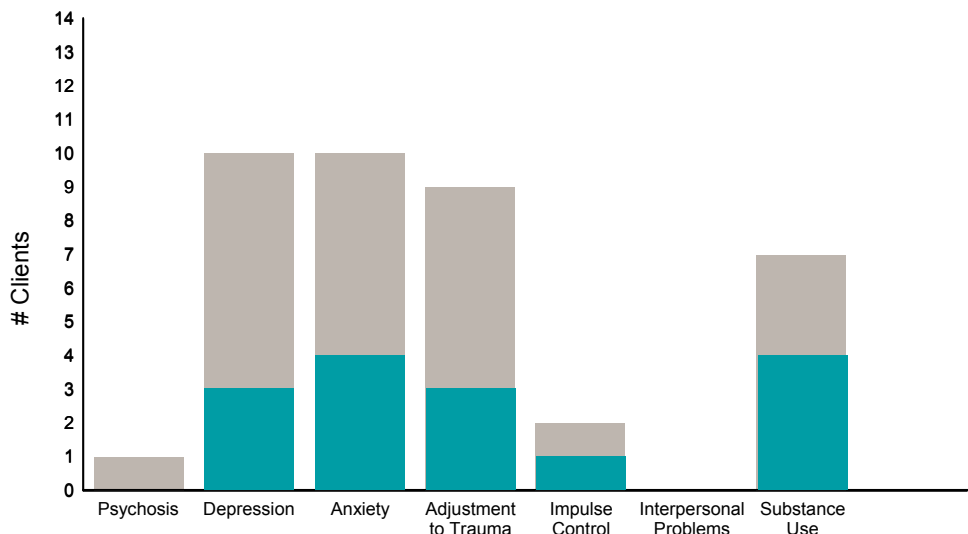
This report reflects data from 7/1/2020 - 9/30/2020

**FY20-21 Q1 Objective A.2 ANSA Outcomes Item-Level Report**  
**UCSF Alliance Health Project (38A33)**

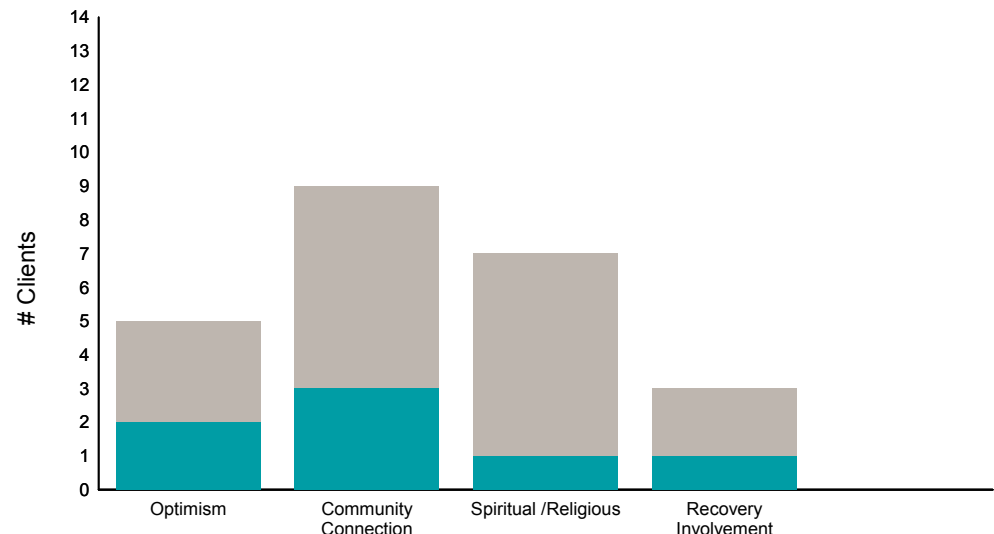
Didn't Improve
  Improved
 This report looks at current ANSAs to see how many clients improved on items rated 2 or 3 from the prior ANSA.

Num of episodes w/ min. 2 ANSAs: 14      Average days between ANSAs: 319.1      % clients improved on min. 30% of actionable items: **71% (= 10/14)**

**Behavioral Health Domain**

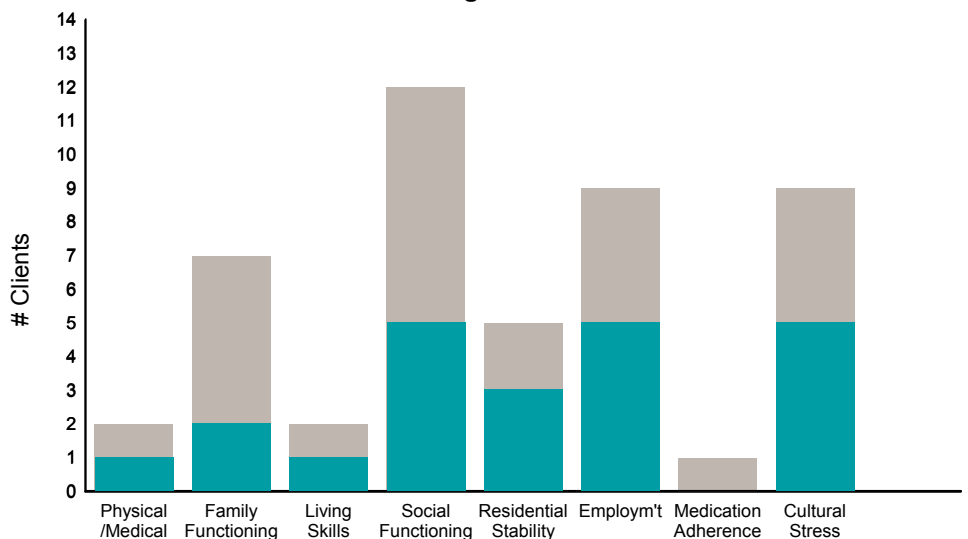


**Strengths**



Item	% improvement
Psychosis	0% (0/1)
Depression	30% (3/10)
Anxiety	40% (4/10)
Adjustment to Trauma	33% (3/9)
Impulse Control	50% (1/2)
Interpersonal Problems	0% (0/0)
Substance Use	57% (4/7)
Optimism	40% (2/5)
Community Connection	33% (3/9)
Spiritual /Religious	14% (1/7)
Recovery Involvement	33% (1/3)

**Life Domain Functioning**



**Risk Behaviors**



Item	% improvement
Physical /Medical	50% (1/2)
Family Functioning	29% (2/7)
Living Skills	50% (1/2)
Social Functioning	42% (5/12)
Residential Stability	60% (3/5)
Employ'm't	56% (5/9)
Medication Adherence	0% (0/1)
Cultural Stress	56% (5/9)
Danger to Self	80% (4/5)
Danger to Others	0% (0/0)
Self-Injurious Behavior	0% (0/0)
Grave Disability	0% (0/0)
Criminal Behavior	0% (0/0)
Exploitation	0% (0/0)

This report reflects data from 7/1/2020 - 9/30/2020

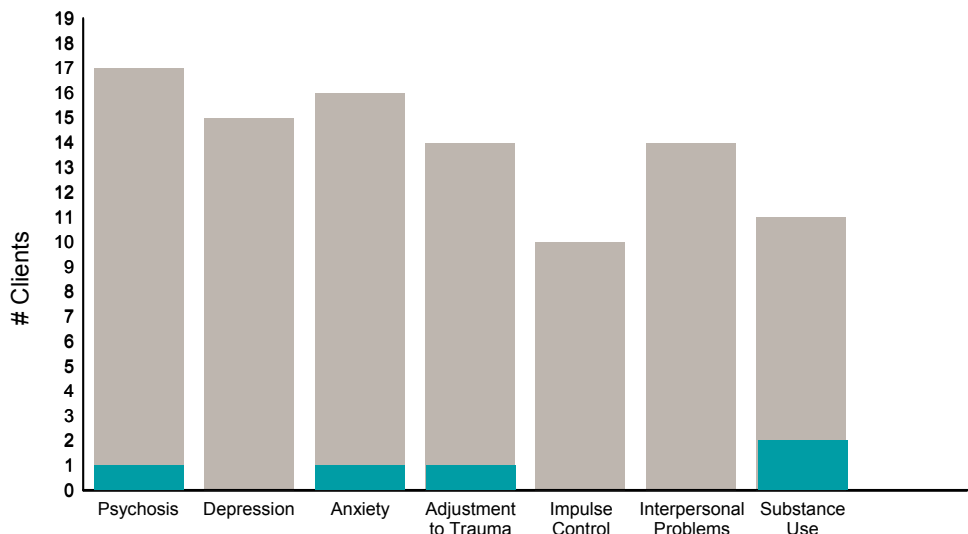


**FY20-21 Q1 Objective A.2 ANSA Outcomes Item-Level Report**  
**Westside Community MH SPR (8976SP)**

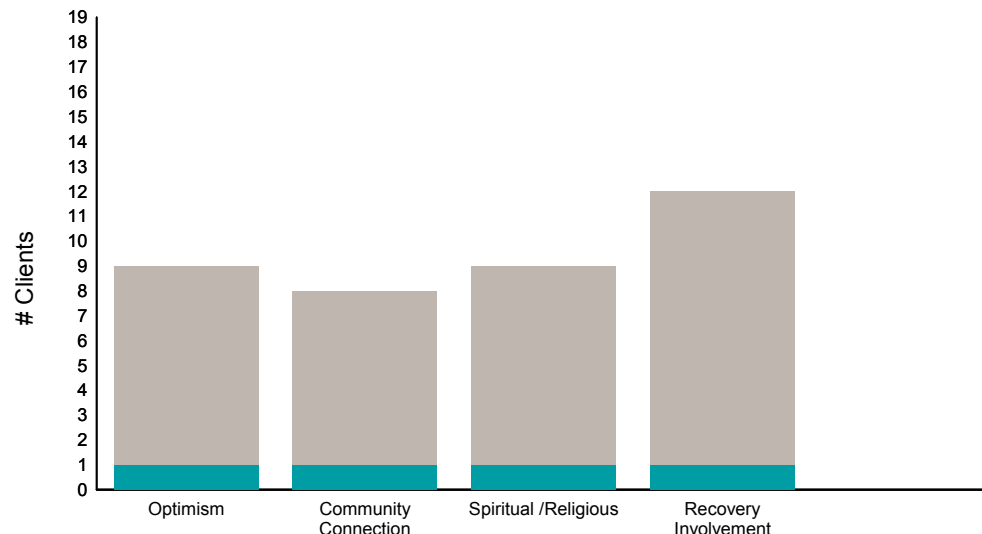
Didn't Improve
  Improved
 This report looks at current ANSAs to see how many clients improved on items rated 2 or 3 from the prior ANSA.

Num of episodes w/ min. 2 ANSAs: 19      Average days between ANSAs: 187.3      % clients improved on min. 30% of actionable items: **6% (= 1/17)**

**Behavioral Health Domain**

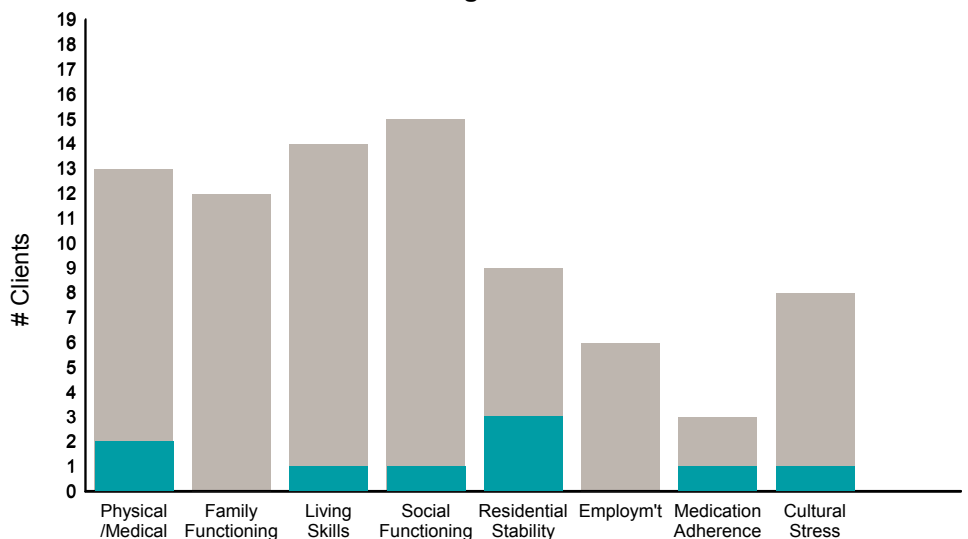


**Strengths**

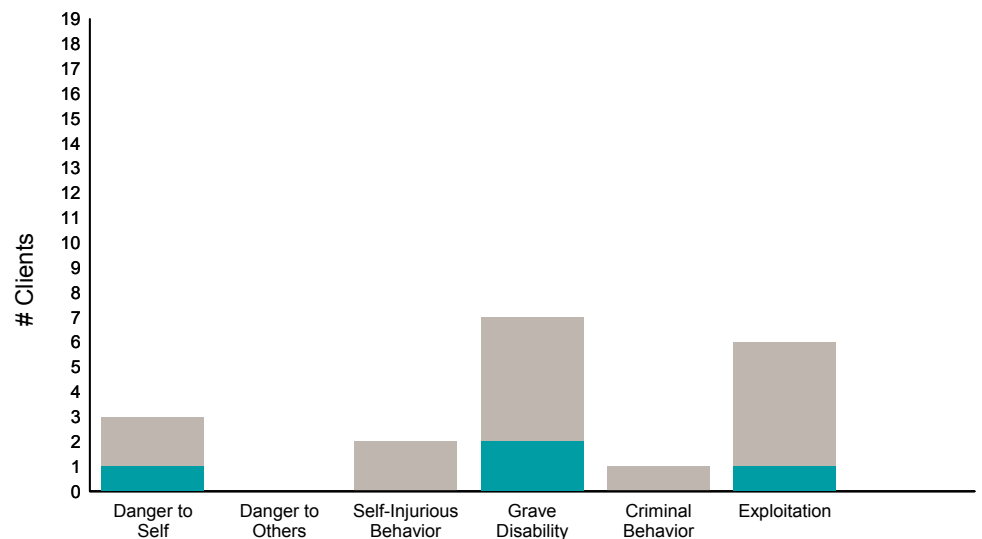


Behavioral Health Domain	Strengths	% improvement
6% 1/17	11% 1/9	
0% 0/15	13% 1/8	
6% 1/16	11% 1/9	
7% 1/14	8% 1/12	
0% 0/10		
0% 0/14		
18% 2/11		

**Life Domain Functioning**



**Risk Behaviors**



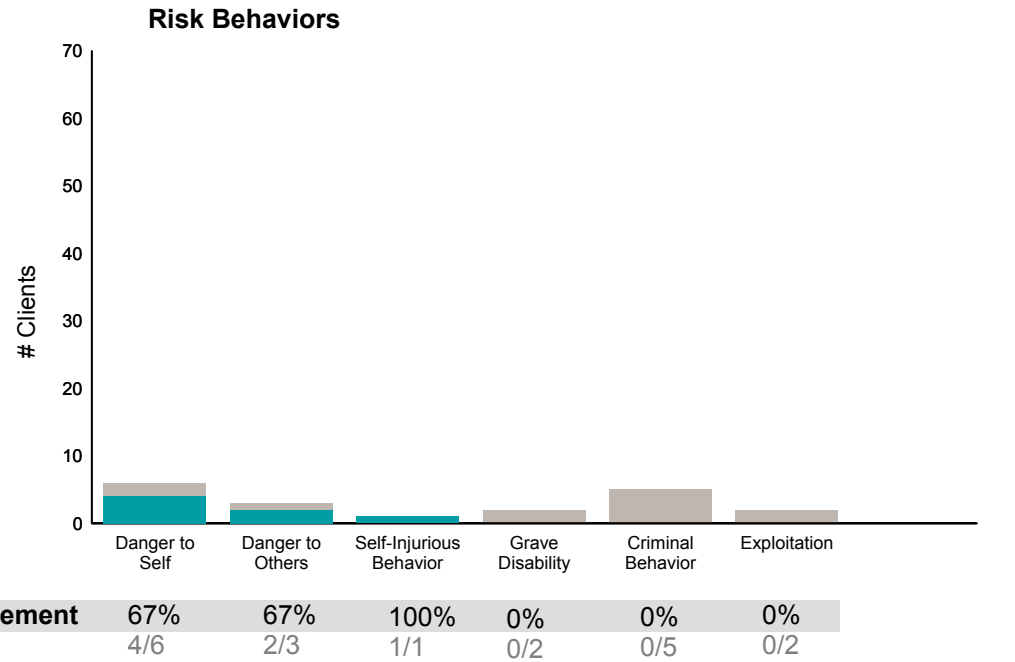
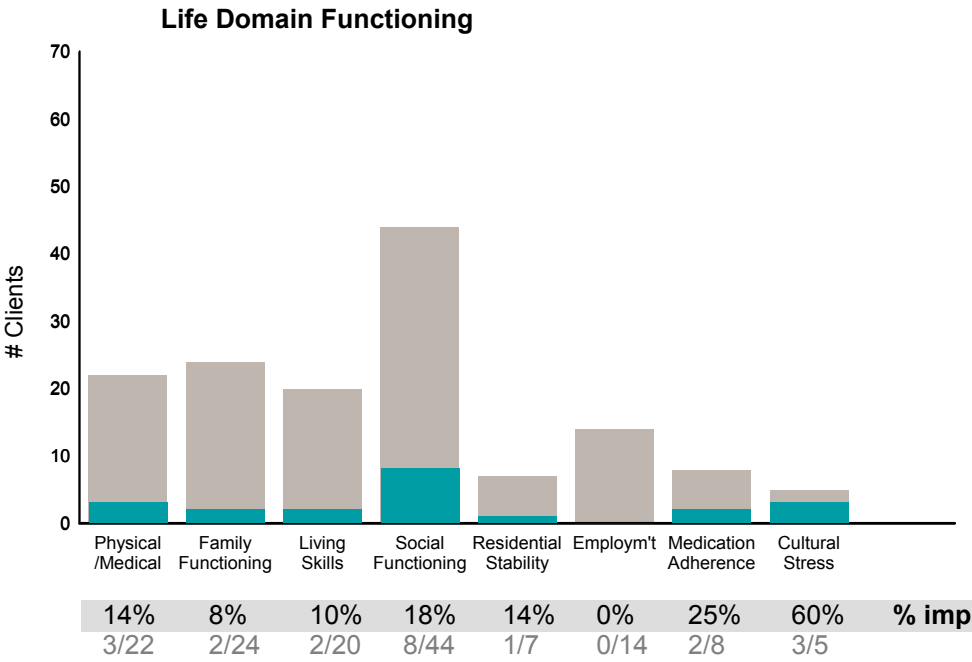
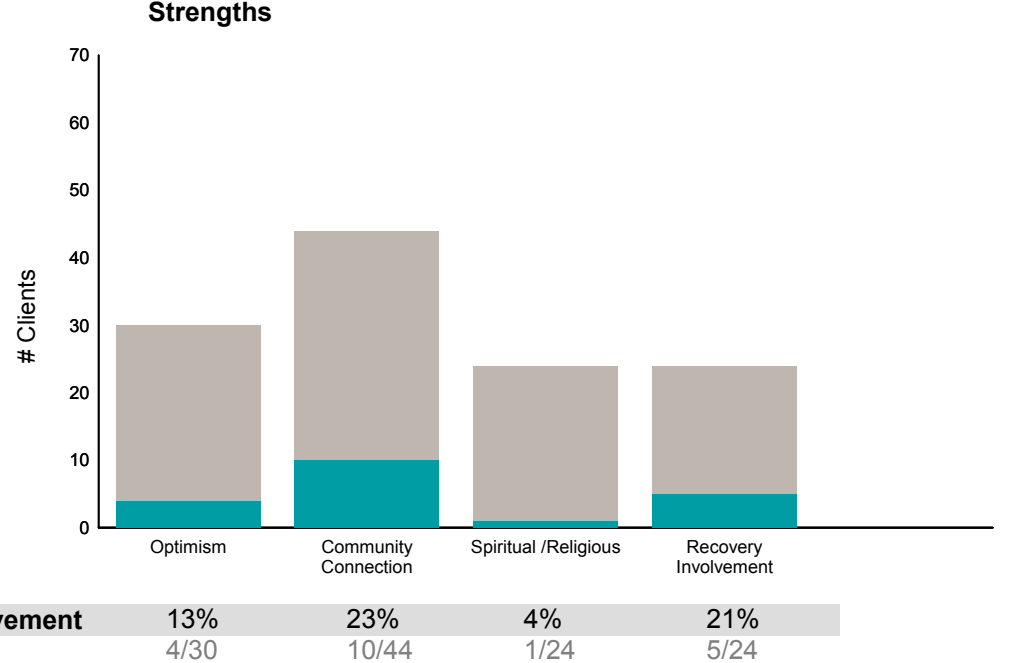
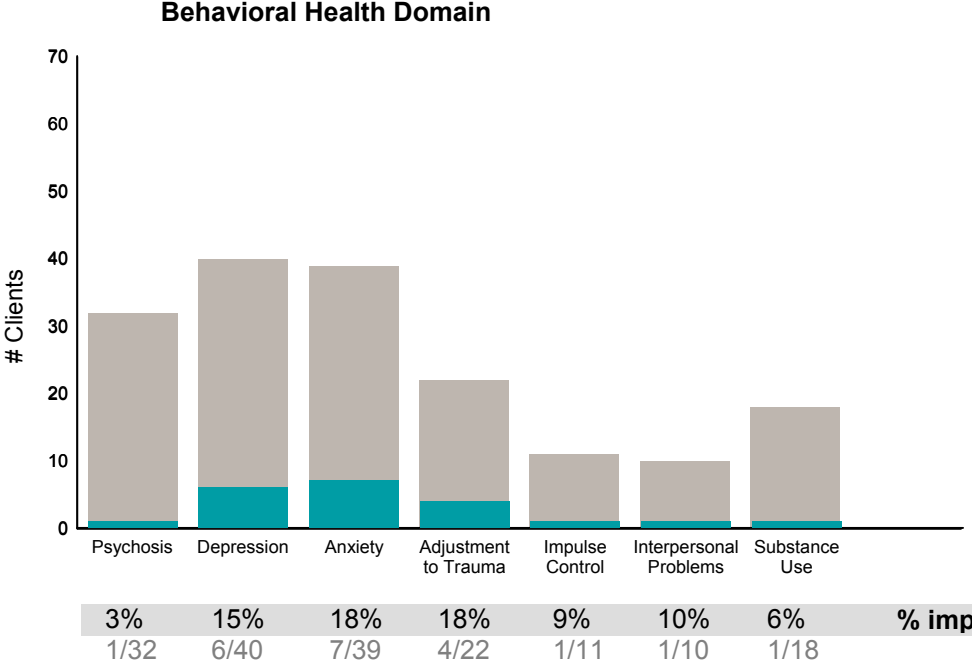
Life Domain Functioning	Risk Behaviors	% improvement
15% 2/13	33% 1/3	
0% 0/12	0% 0/0	
7% 1/14	0% 0/2	
7% 1/15	29% 2/7	
33% 3/9	0% 0/1	
0% 0/6	17% 1/6	
33% 1/3		
13% 1/8		

This report reflects data from 7/1/2020 - 9/30/2020

**FY20-21 Q1 Objective A.2 ANSA Outcomes Item-Level Report**  
**Westside Community Outpat Clinic (89763)**

Didn't Improve
  Improved
 This report looks at current ANSAs to see how many clients improved on items rated 2 or 3 from the prior ANSA.

Num of episodes w/ min. 2 ANSAs: **63**      Average days between ANSAs: **312.9**      % clients improved on min. 30% of actionable items: **37% (= 16/43)**



This report reflects data from 7/1/2020 - 9/30/2020

