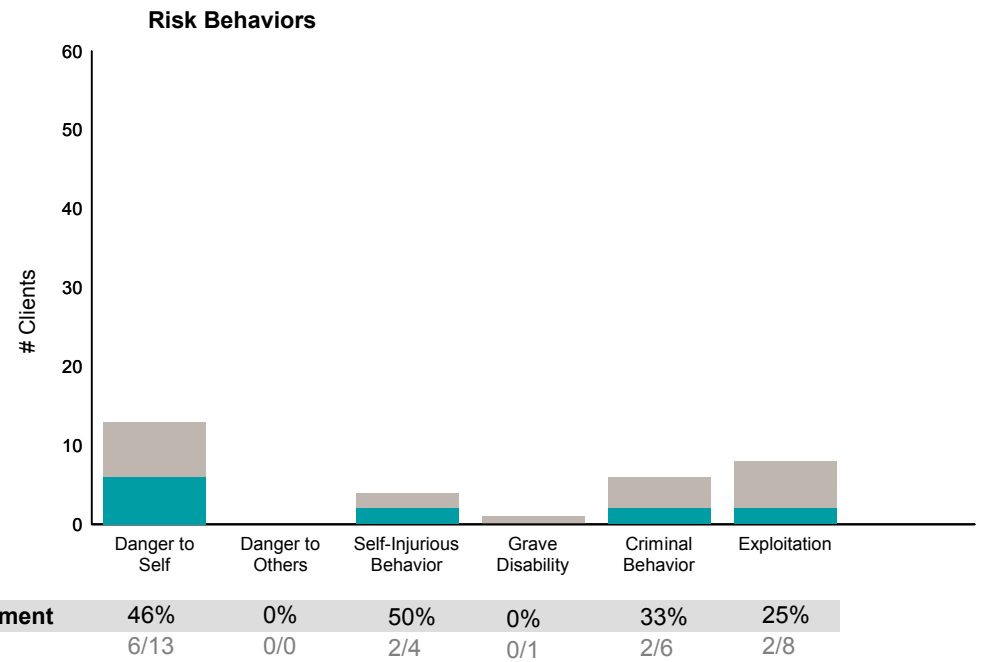
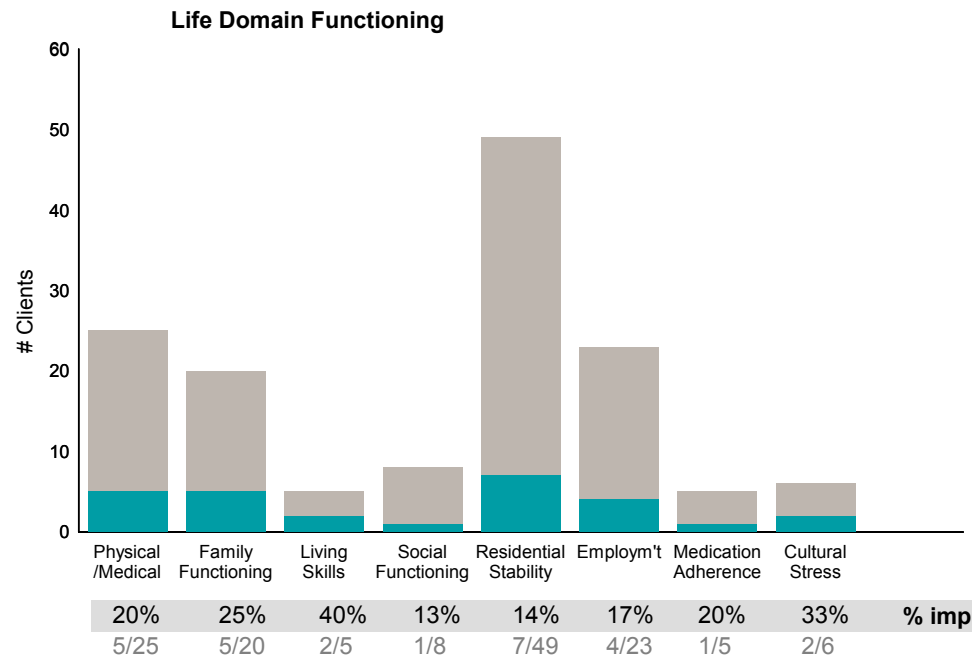
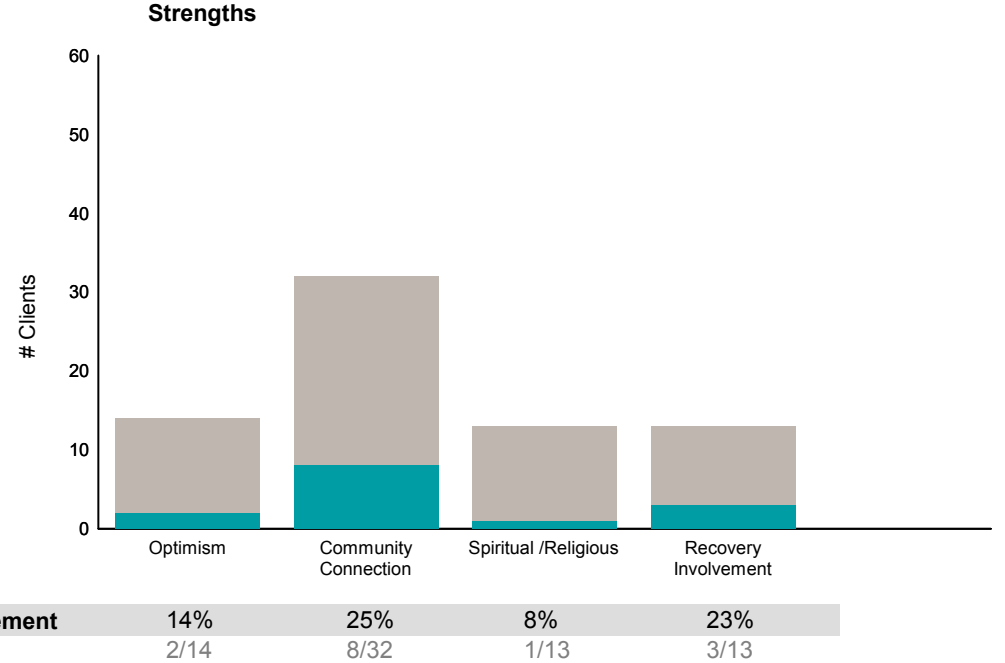
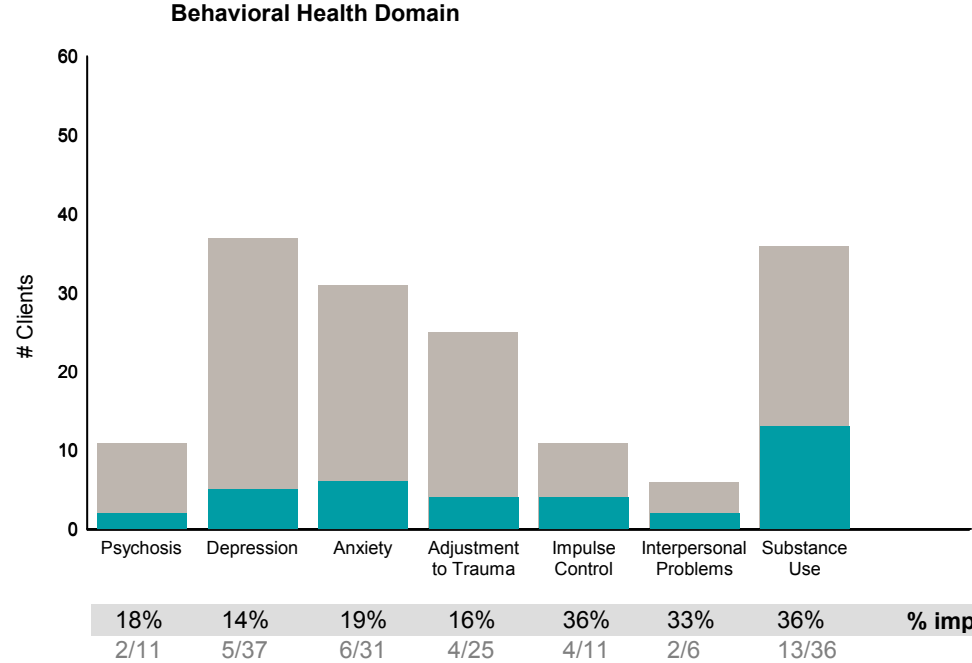


FY15-16 Objective A.2 ANSA Outcomes Item-Level Report
A Woman's Place (38BKOP)

Didn't Improve
 Improved
 This report looks at current ANSAs to see how many clients improved on items rated 2 or 3 from the prior ANSA.

Num of episodes w/ min. 2 ANSAs: **52** Average days between ANSAs: **206.2** % clients improved on min. 30% of actionable items: **42% (= 21/50)**



This report reflects data from 7/1/2015 - 6/30/2016

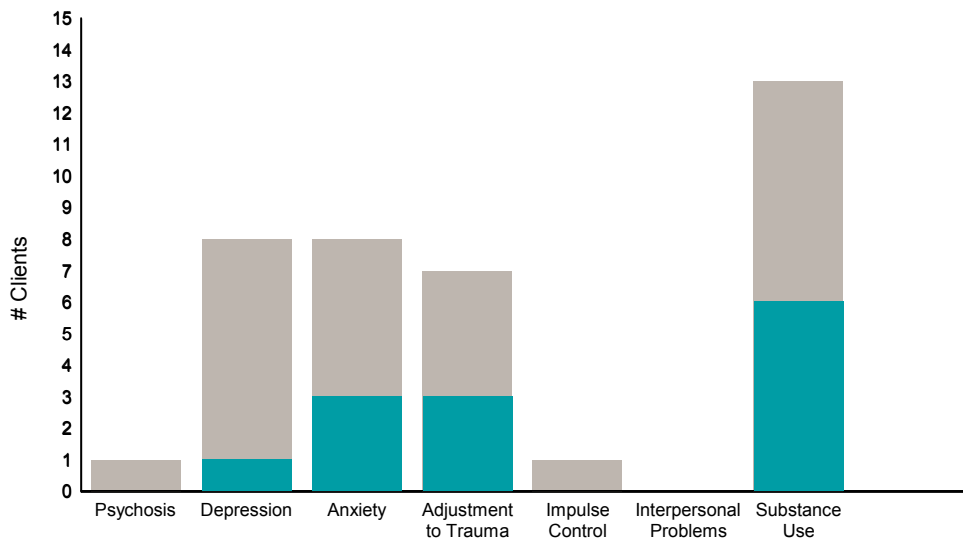


FY15-16 Objective A.2 ANSA Outcomes Item-Level Report
AARS Project Adapt (38JBOP)

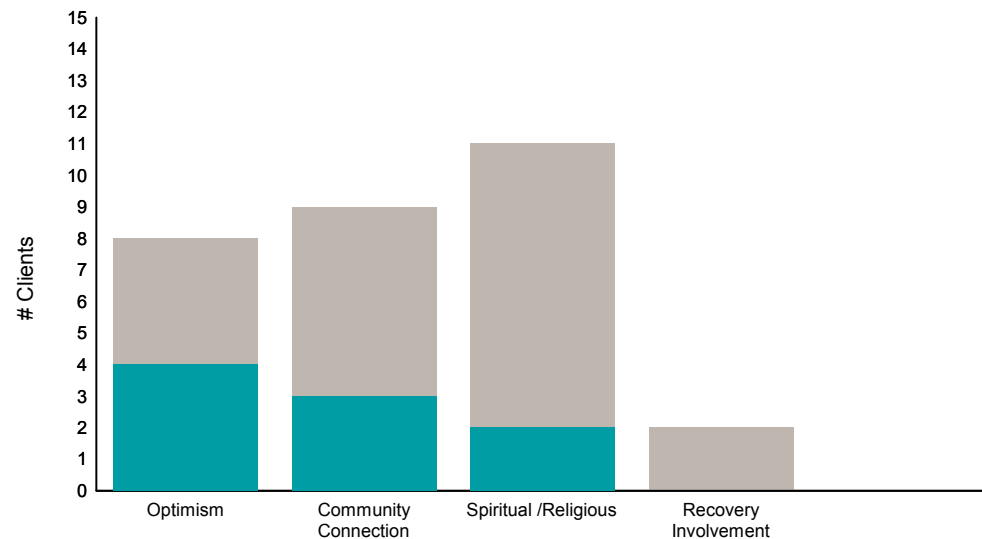
Didn't Improve
 Improved
 This report looks at current ANSAs to see how many clients improved on items rated 2 or 3 from the prior ANSA.

Num of episodes w/ min. 2 ANSAs: **15** Average days between ANSAs: **243.9** % clients improved on min. 30% of actionable items: **47% (= 7/15)**

Behavioral Health Domain

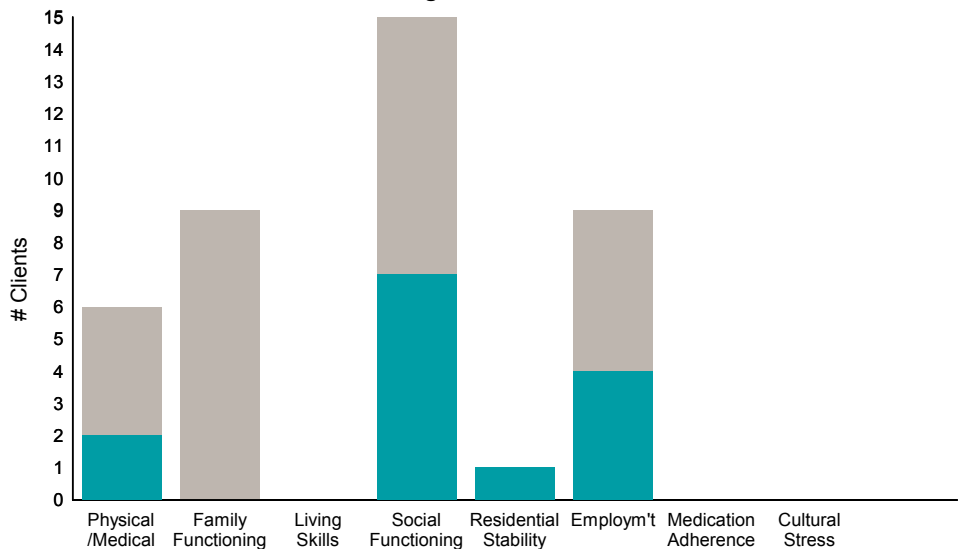


Strengths

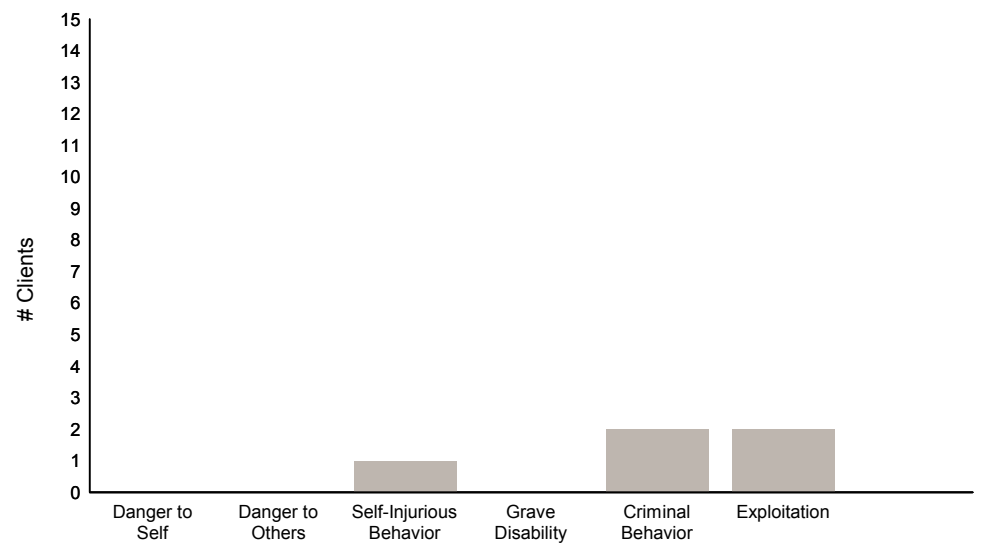


Item	% improvement
Psychosis	0% (0/1)
Depression	13% (1/8)
Anxiety	38% (3/8)
Adjustment to Trauma	43% (3/7)
Impulse Control	0% (0/1)
Interpersonal Problems	0% (0/0)
Substance Use	46% (6/13)
Optimism	50% (4/8)
Community Connection	33% (3/9)
Spiritual /Religious	18% (2/11)
Recovery Involvement	0% (0/2)

Life Domain Functioning



Risk Behaviors



Item	% improvement
Physical /Medical	33% (2/6)
Family Functioning	0% (0/9)
Living Skills	0% (0/0)
Social Functioning	47% (7/15)
Residential Stability	100% (1/1)
Employm't	44% (4/9)
Medication Adherence	0% (0/0)
Cultural Stress	0% (0/0)
Danger to Self	0% (0/0)
Danger to Others	0% (0/0)
Self-Injurious Behavior	0% (0/1)
Grave Disability	0% (0/0)
Criminal Behavior	0% (0/2)
Exploitation	0% (0/2)

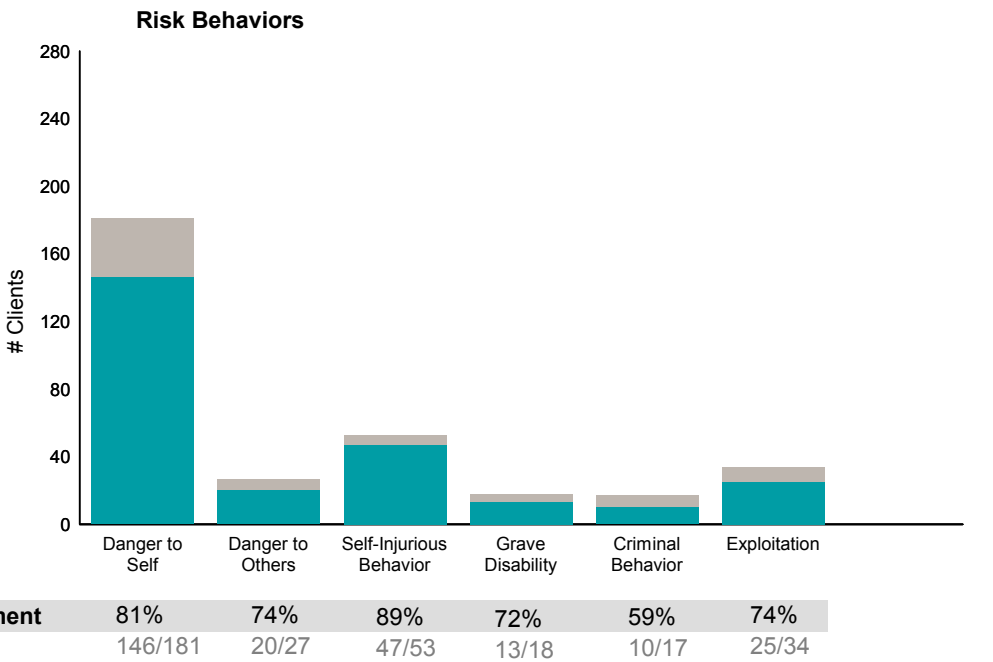
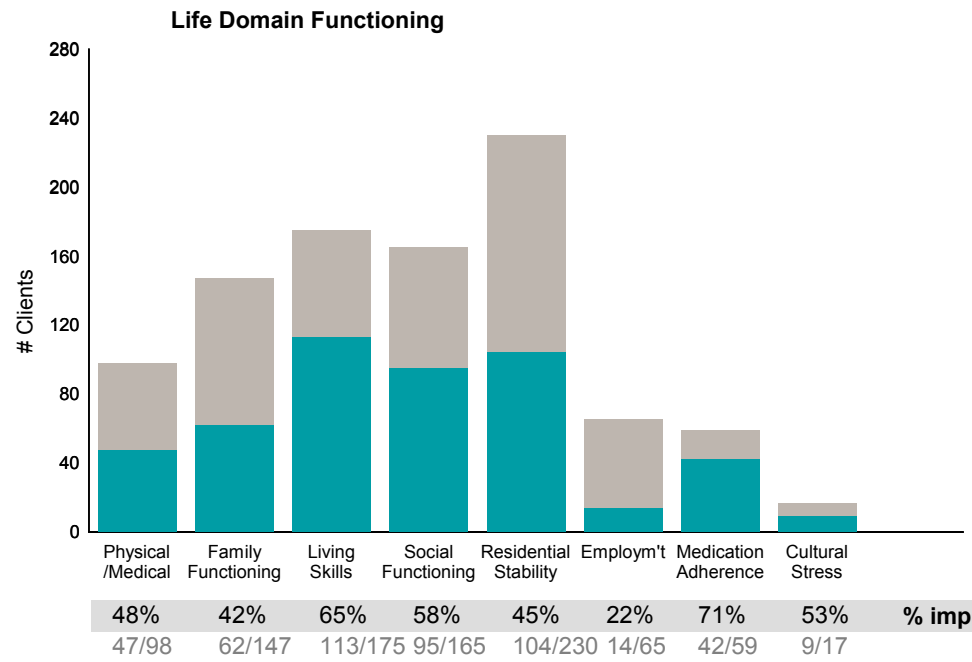
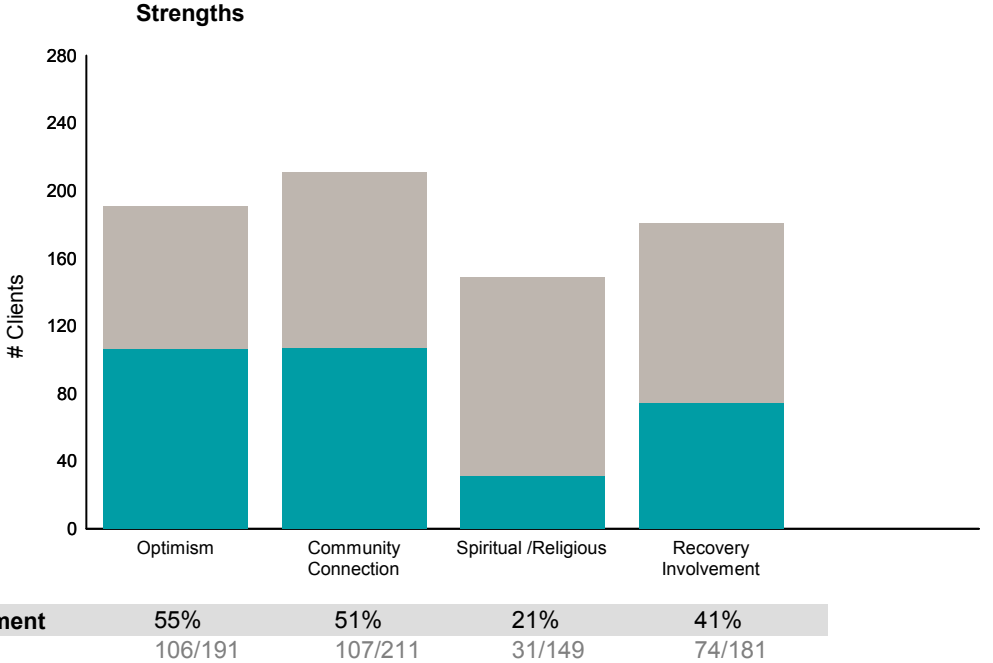
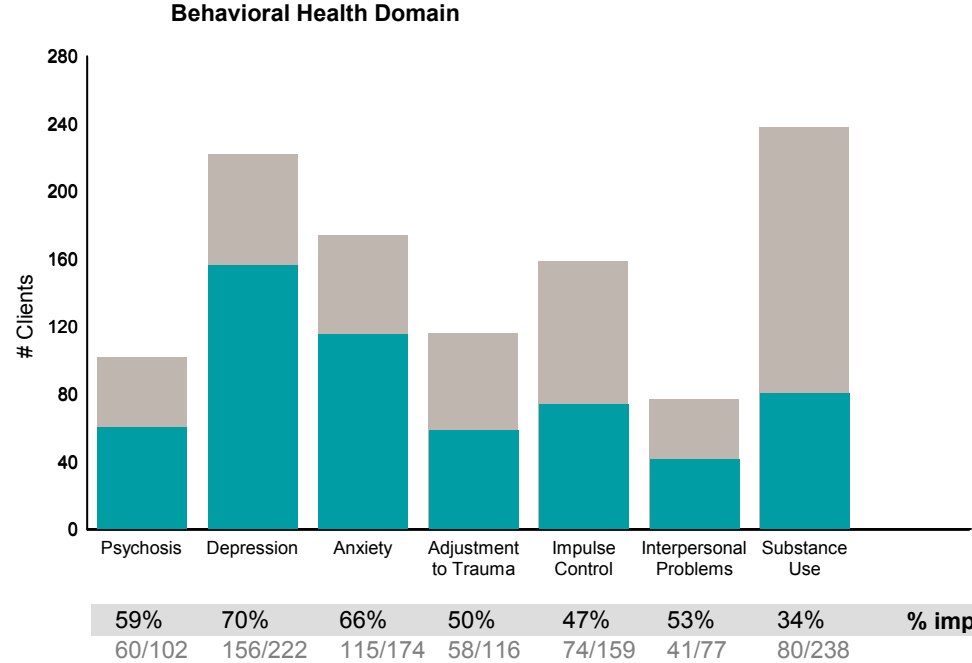
This report reflects data from 7/1/2015 - 6/30/2016



FY15-16 Objective A.2 ANSA Outcomes Item-Level Report
Avenues Crisis Res Progress & Outpatient (38A41, 38A43)

Didn't Improve
 Improved
 This report looks at current ANSAs to see how many clients improved on items rated 2 or 3 from the prior ANSA.

Num of episodes w/ min. 2 ANSAs: 277 Average days between ANSAs: 11.4 % clients improved on min. 30% of actionable items: **73% (= 201/277)**



This report reflects data from 7/1/2015 - 6/30/2016



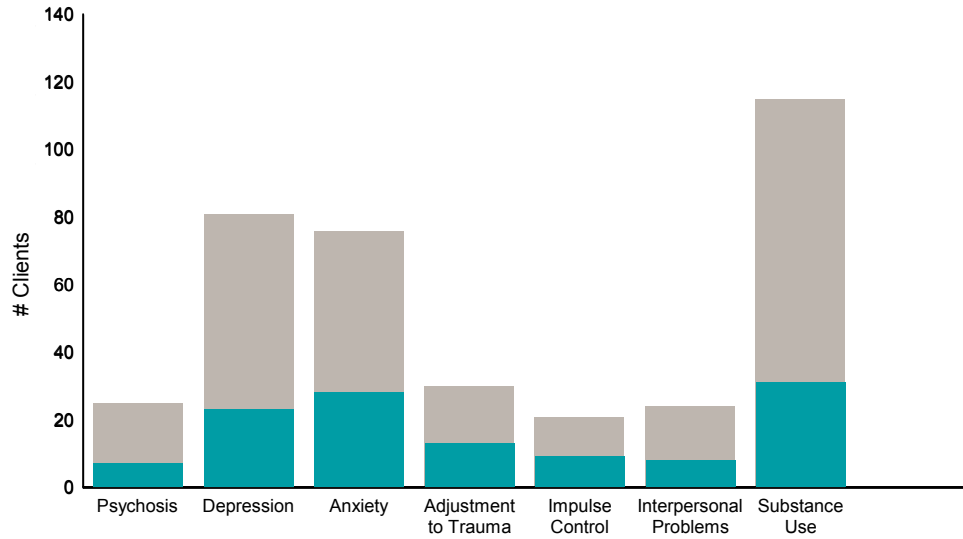
FY15-16 Objective A.2 ANSA Outcomes Item-Level Report
BAART Community Healthcare Sup (38J8OP)

■ Didn't Improve
 ■ Improved

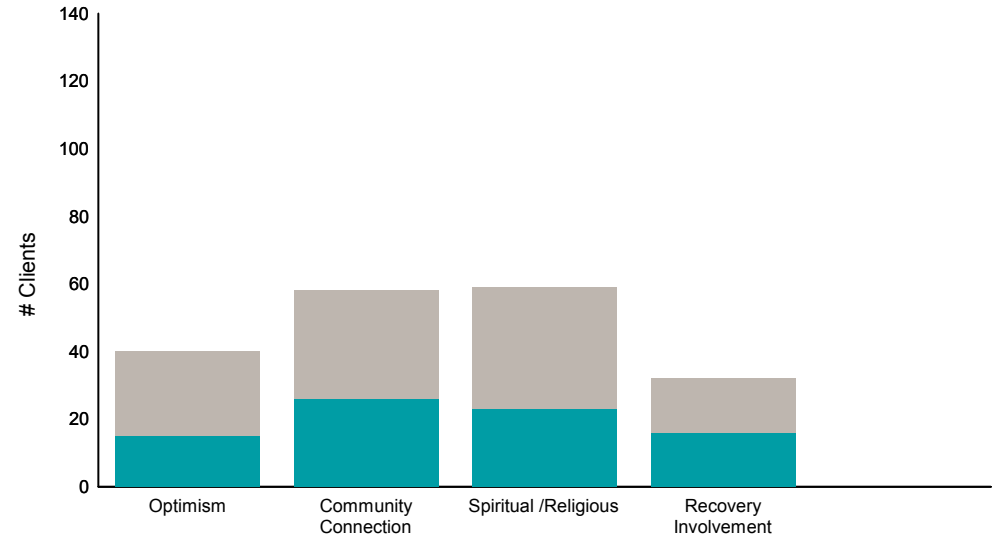
This report looks at current ANSAs to see how many clients improved on items rated 2 or 3 from the prior ANSA.

Num of episodes w/ min. 2 ANSAs: 140 Average days between ANSAs: 305.9 % clients improved on min. 30% of actionable items: **57% (= 79/139)**

Behavioral Health Domain

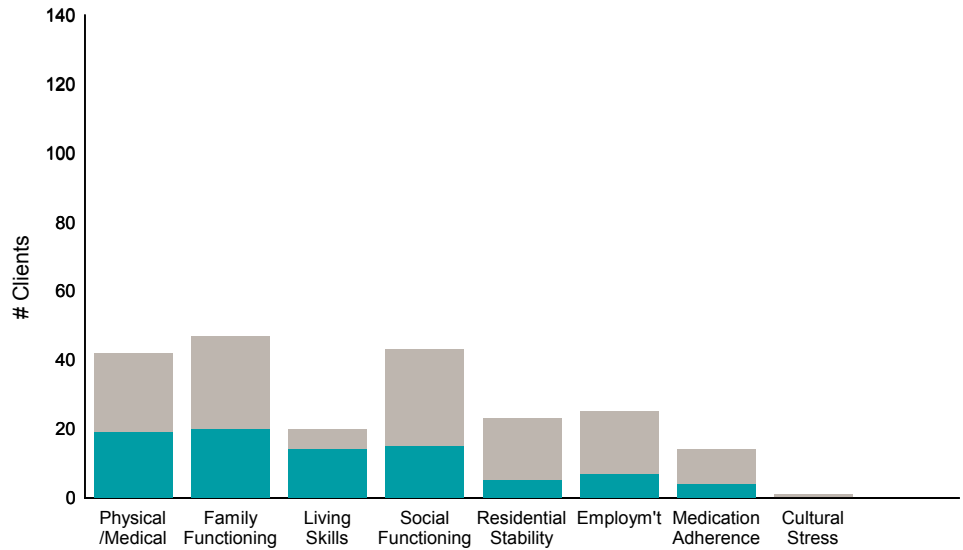


Strengths

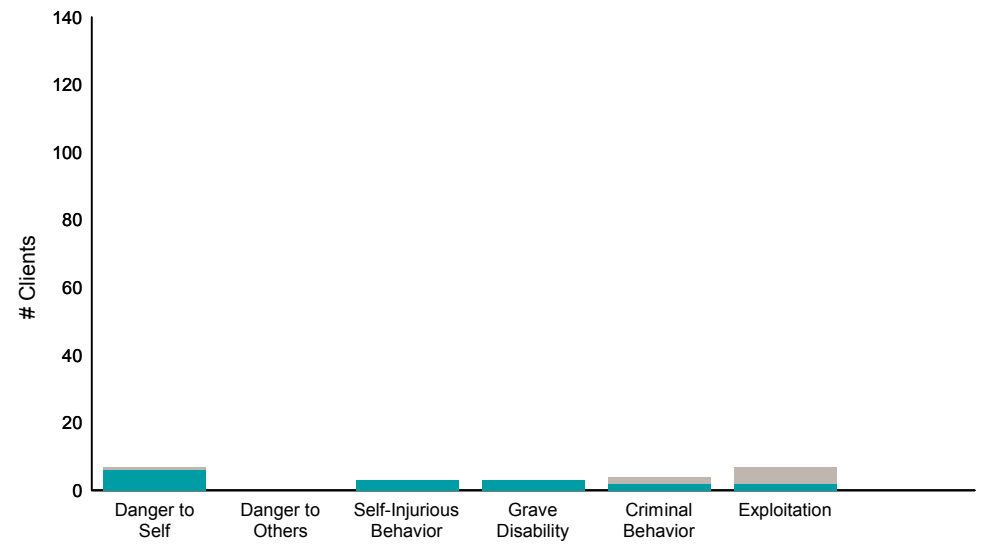


Item	% improvement
Psychosis	28% (7/25)
Depression	28% (23/81)
Anxiety	37% (28/76)
Adjustment to Trauma	43% (13/30)
Impulse Control	43% (9/21)
Interpersonal Problems	33% (8/24)
Substance Use	27% (31/115)
Optimism	38% (15/40)
Community Connection	45% (26/58)
Spiritual /Religious	39% (23/59)
Recovery Involvement	50% (16/32)

Life Domain Functioning



Risk Behaviors



Item	% improvement
Physical /Medical	45% (19/42)
Family Functioning	43% (20/47)
Living Skills	70% (14/20)
Social Functioning	35% (15/43)
Residential Stability	22% (5/23)
Employm't	28% (7/25)
Medication Adherence	29% (4/14)
Cultural Stress	0% (0/1)
Danger to Self	86% (6/7)
Danger to Others	0% (0/0)
Self-Injurious Behavior	100% (3/3)
Grave Disability	100% (3/3)
Criminal Behavior	50% (2/4)
Exploitation	29% (2/7)

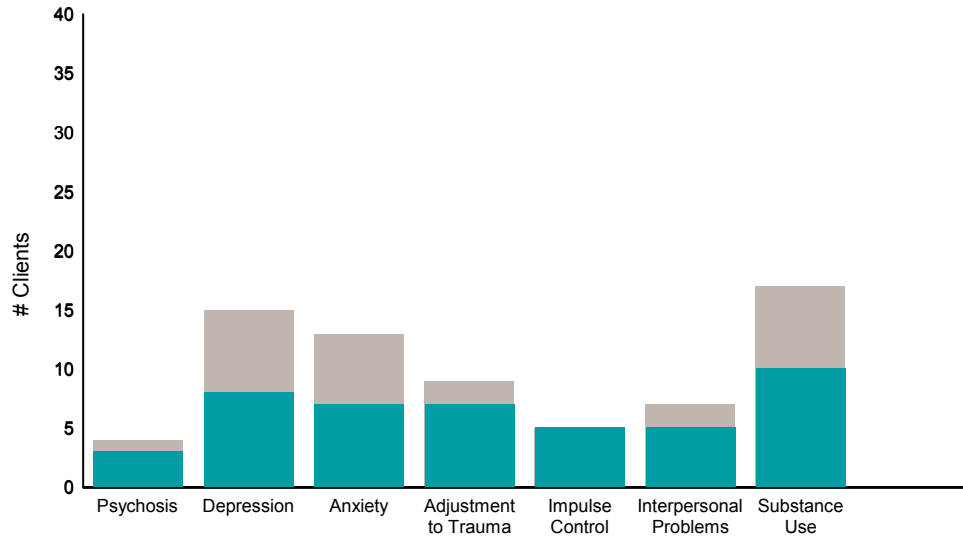
This report reflects data from 7/1/2015 - 6/30/2016

Didn't Improve
Improved

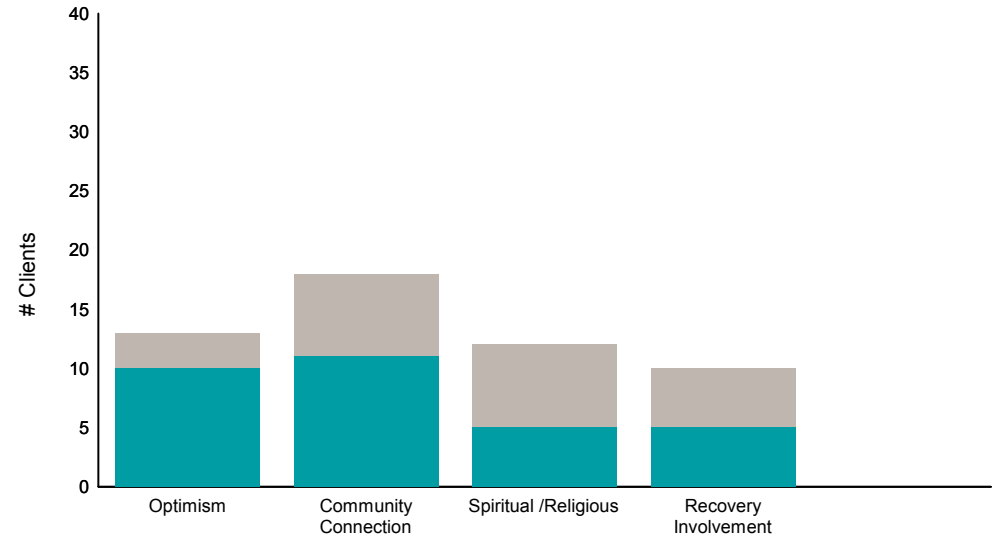
This report looks at current ANSAs to see how many clients improved on items rated 2 or 3 from the prior ANSA.

Num of episodes w/ min. 2 ANSAs: 36 Average days between ANSAs: 392.3 % clients improved on min. 30% of actionable items: **88% (= 28/32)**

Behavioral Health Domain

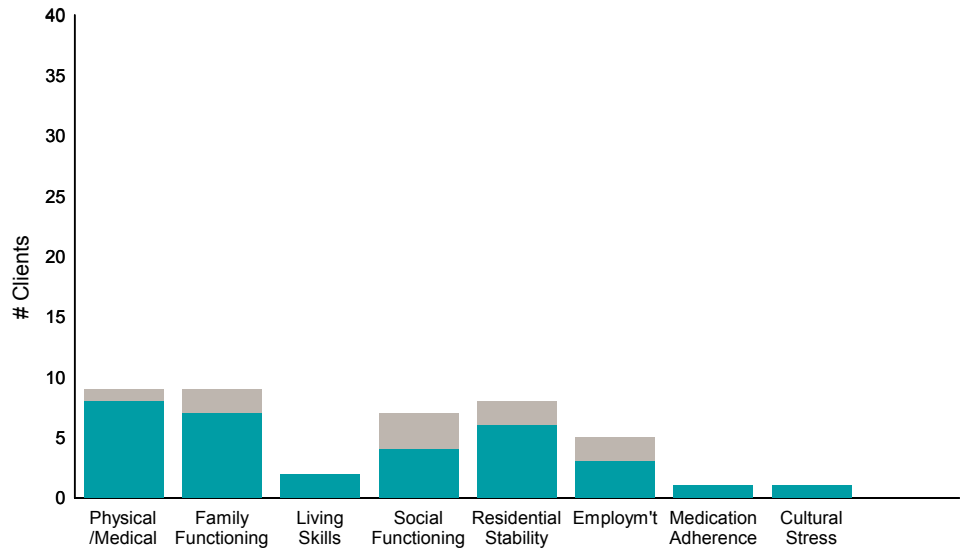


Strengths



Item	% improvement
Psychosis	75% (3/4)
Depression	53% (8/15)
Anxiety	54% (7/13)
Adjustment to Trauma	78% (7/9)
Impulse Control	100% (5/5)
Interpersonal Problems	71% (5/7)
Substance Use	59% (10/17)
Optimism	77% (10/13)
Community Connection	61% (11/18)
Spiritual /Religious	42% (5/12)
Recovery Involvement	50% (5/10)

Life Domain Functioning



Risk Behaviors



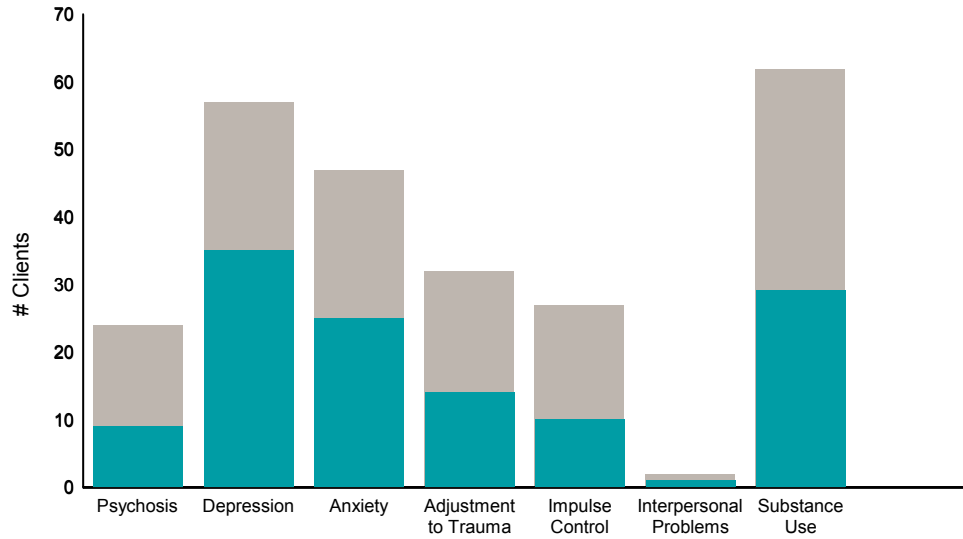
Item	% improvement
Physical /Medical	89% (8/9)
Family Functioning	78% (7/9)
Living Skills	100% (2/2)
Social Functioning	57% (4/7)
Residential Stability	75% (6/8)
Employm't	60% (3/5)
Medication Adherence	100% (1/1)
Cultural Stress	100% (1/1)
Danger to Self	100% (3/3)
Danger to Others	0% (0/0)
Self-Injurious Behavior	0% (0/0)
Grave Disability	0% (0/0)
Criminal Behavior	0% (0/0)
Exploitation	0% (0/0)

Didn't Improve
Improved

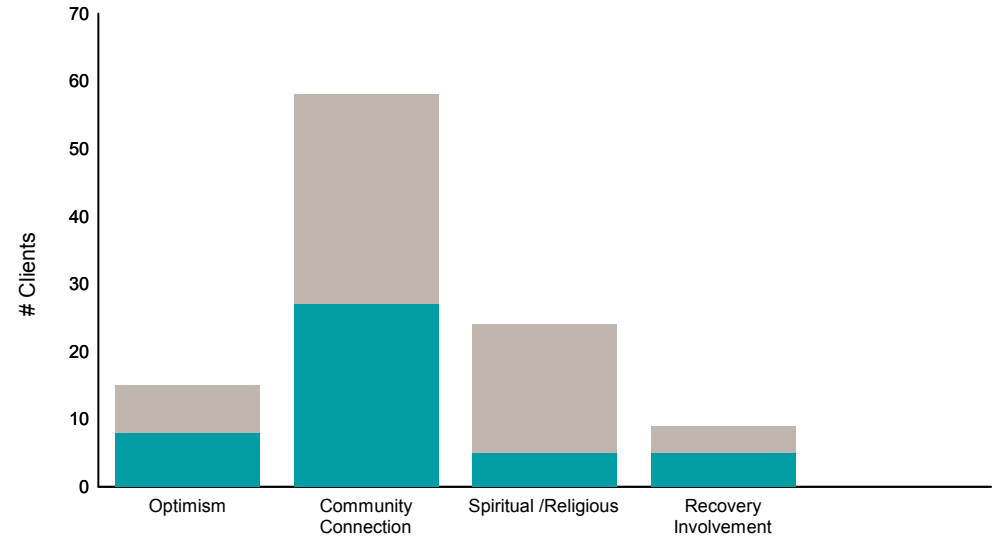
This report looks at current ANSAs to see how many clients improved on items rated 2 or 3 from the prior ANSA.

Num of episodes w/ min. 2 ANSAs: 66 Average days between ANSAs: 68.0 % clients improved on min. 30% of actionable items: **76% (= 50/66)**

Behavioral Health Domain

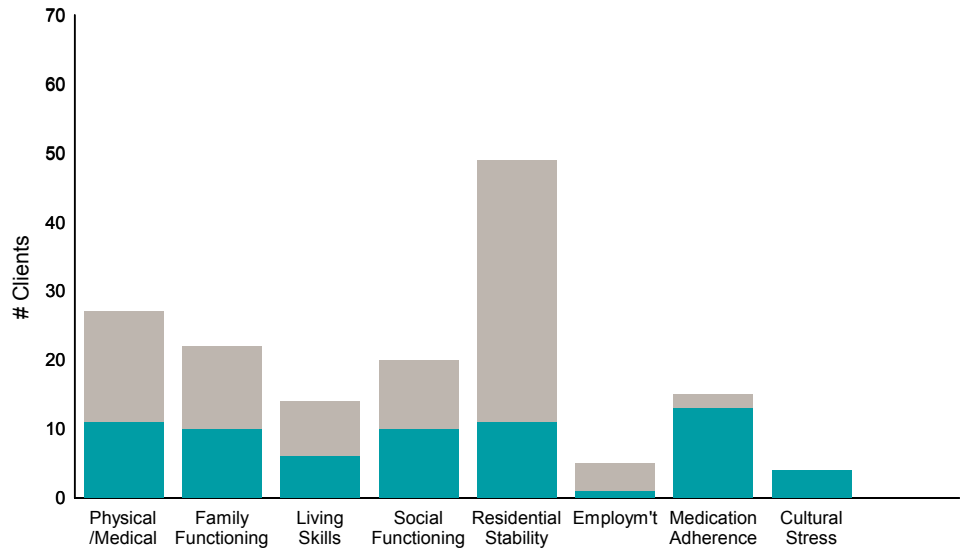


Strengths

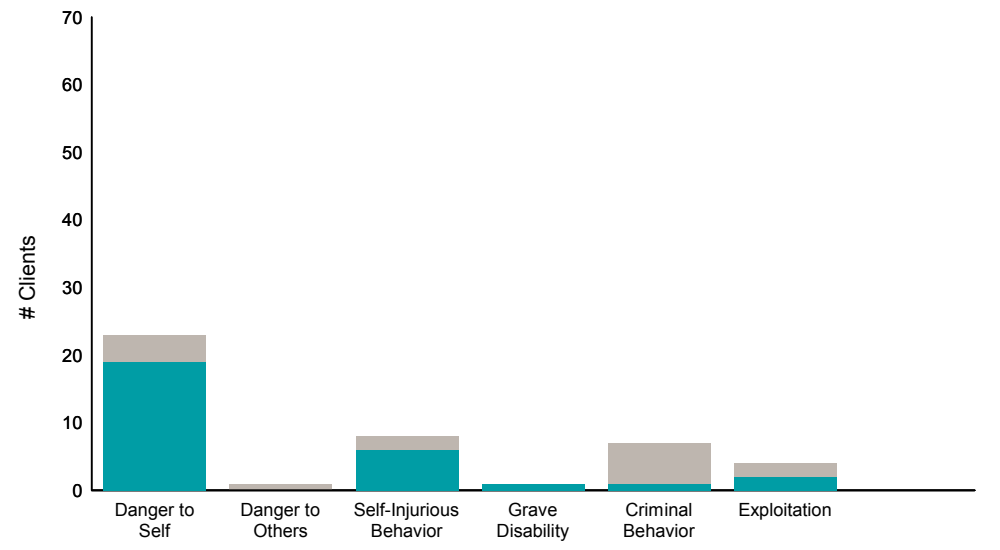


Item	% improvement
Psychosis	38% (9/24)
Depression	61% (35/57)
Anxiety	53% (25/47)
Adjustment to Trauma	44% (14/32)
Impulse Control	37% (10/27)
Interpersonal Problems	50% (1/2)
Substance Use	47% (29/62)
Optimism	53% (8/15)
Community Connection	47% (27/58)
Spiritual /Religious	21% (5/24)
Recovery Involvement	56% (5/9)

Life Domain Functioning



Risk Behaviors



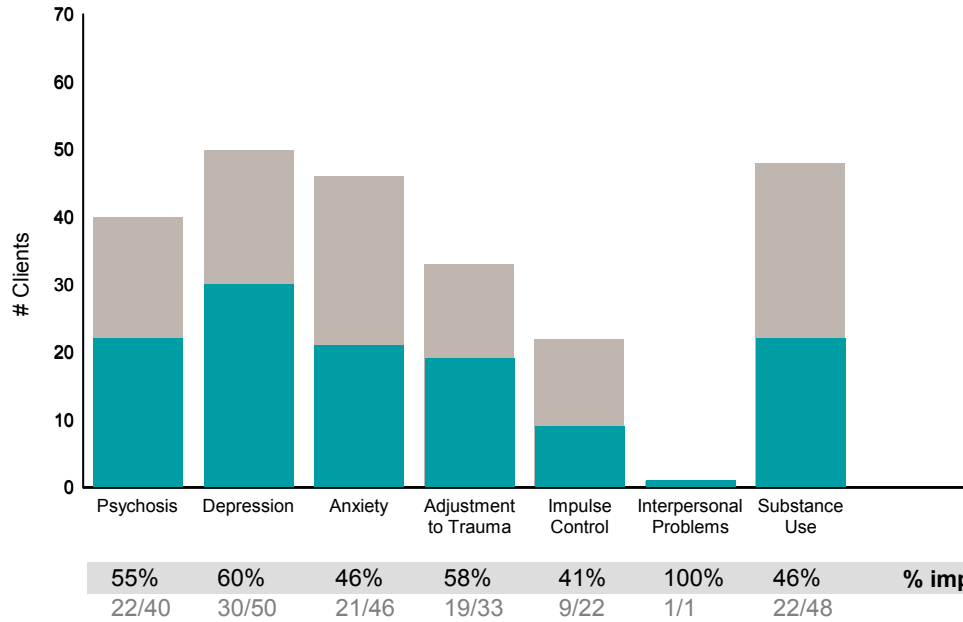
Item	% improvement
Physical /Medical	41% (11/27)
Family Functioning	45% (10/22)
Living Skills	43% (6/14)
Social Functioning	50% (10/20)
Residential Stability	22% (11/49)
Employm't	20% (1/5)
Medication Adherence	87% (13/15)
Cultural Stress	100% (4/4)
Danger to Self	83% (19/23)
Danger to Others	0% (0/1)
Self-Injurious Behavior	75% (6/8)
Grave Disability	100% (1/1)
Criminal Behavior	14% (1/7)
Exploitation	50% (2/4)

■ Didn't Improve
■ Improved

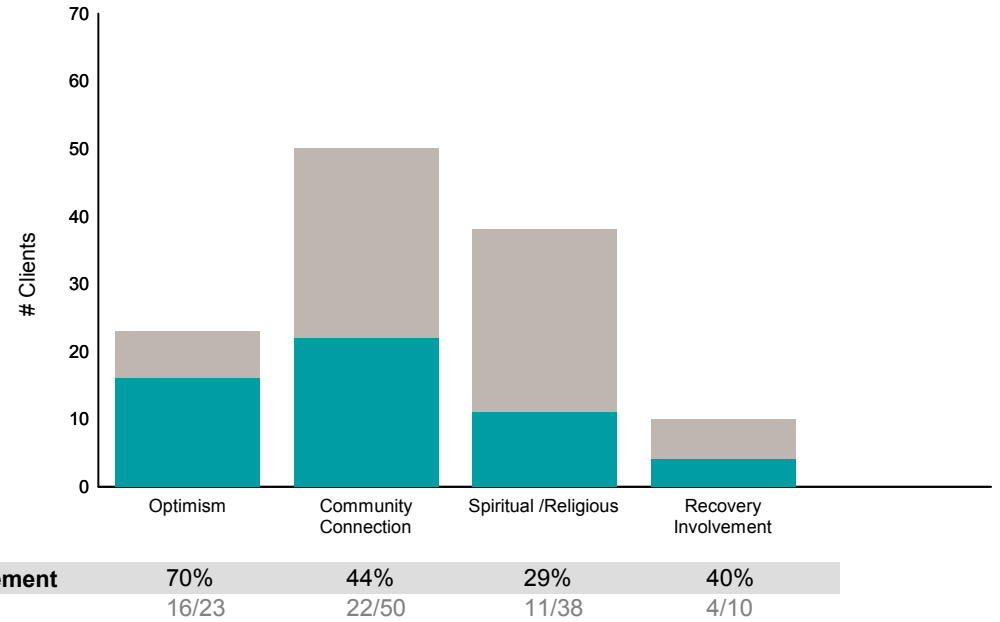
This report looks at current ANSAs to see how many clients improved on items rated 2 or 3 from the prior ANSA.

Num of episodes w/ min. 2 ANSAs: 65 Average days between ANSAs: 83.2 % clients improved on min. 30% of actionable items: **71% (= 46/65)**

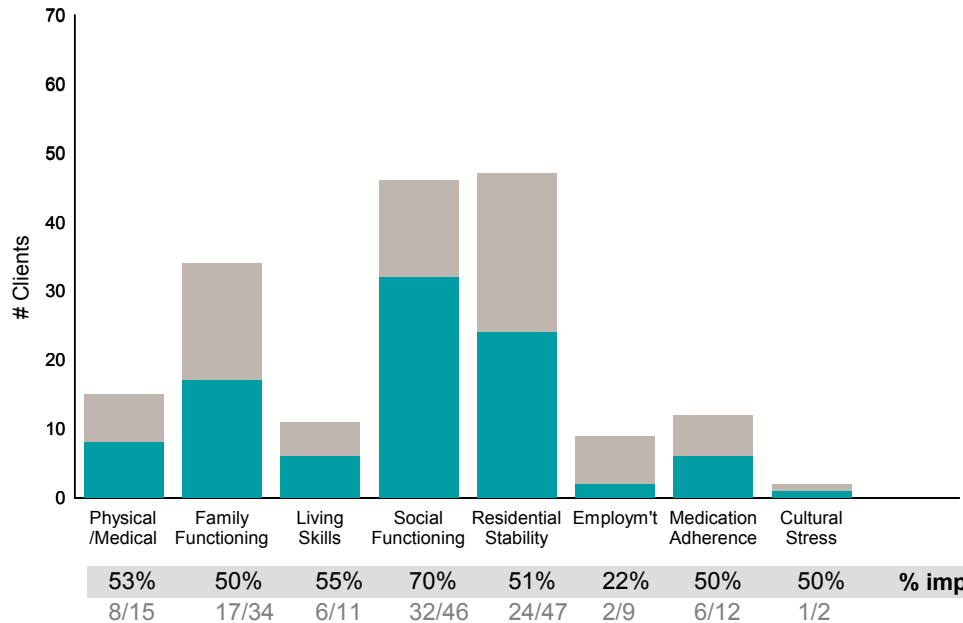
Behavioral Health Domain



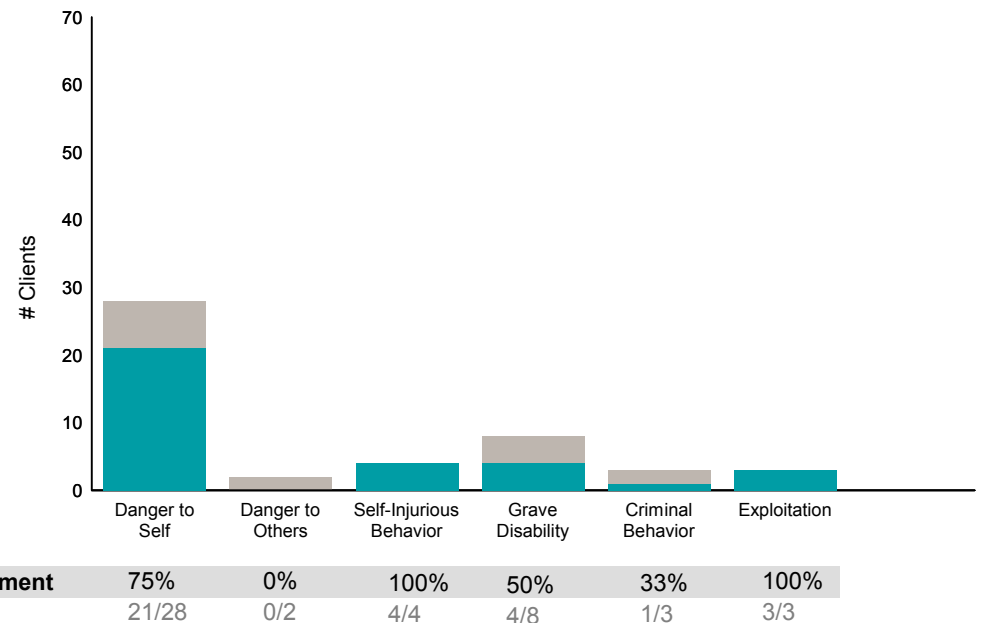
Strengths



Life Domain Functioning



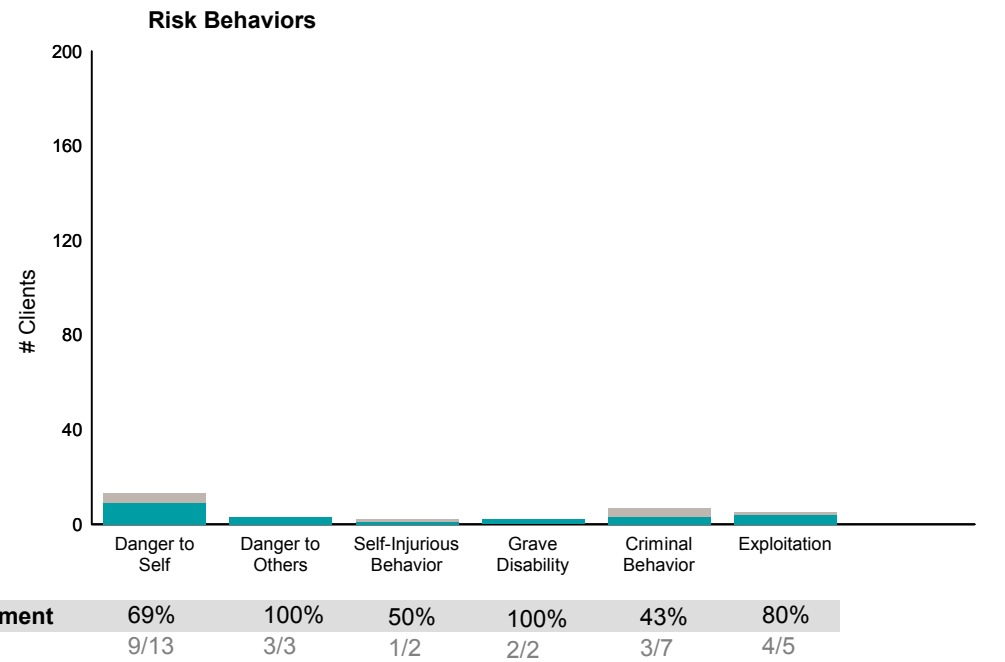
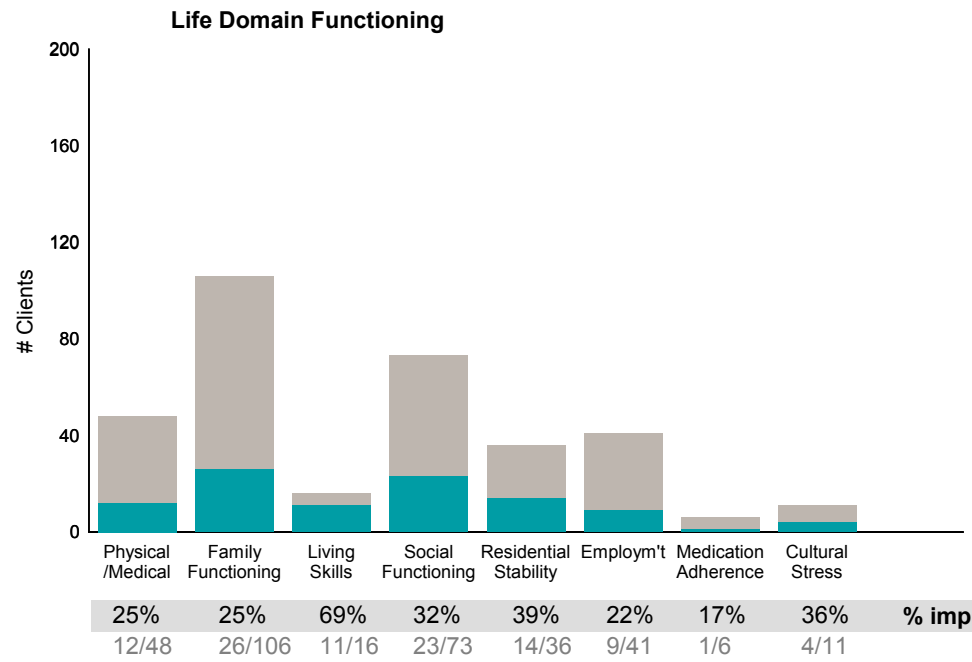
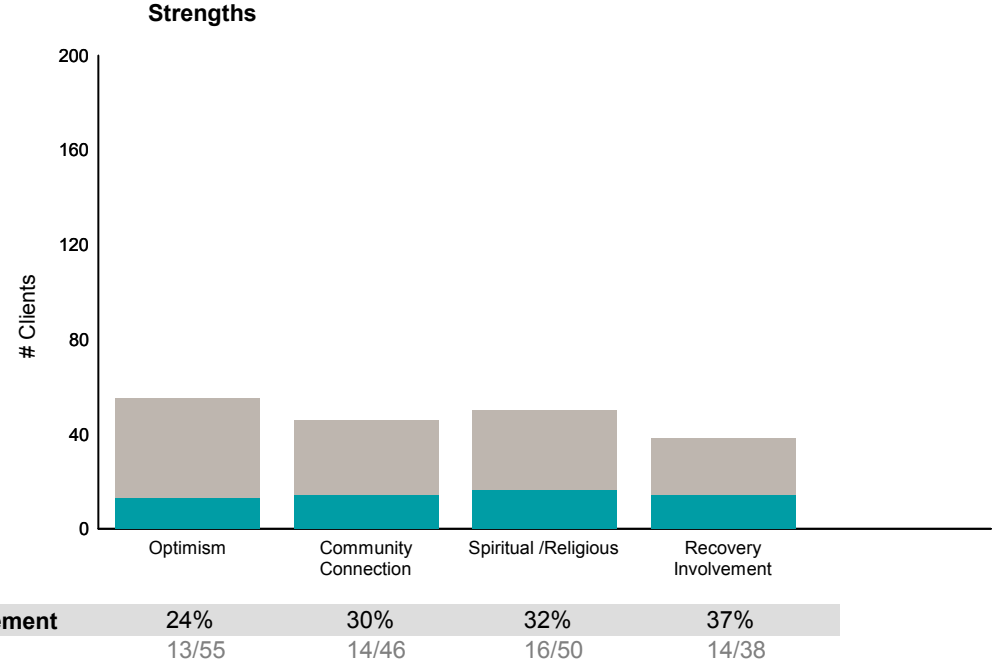
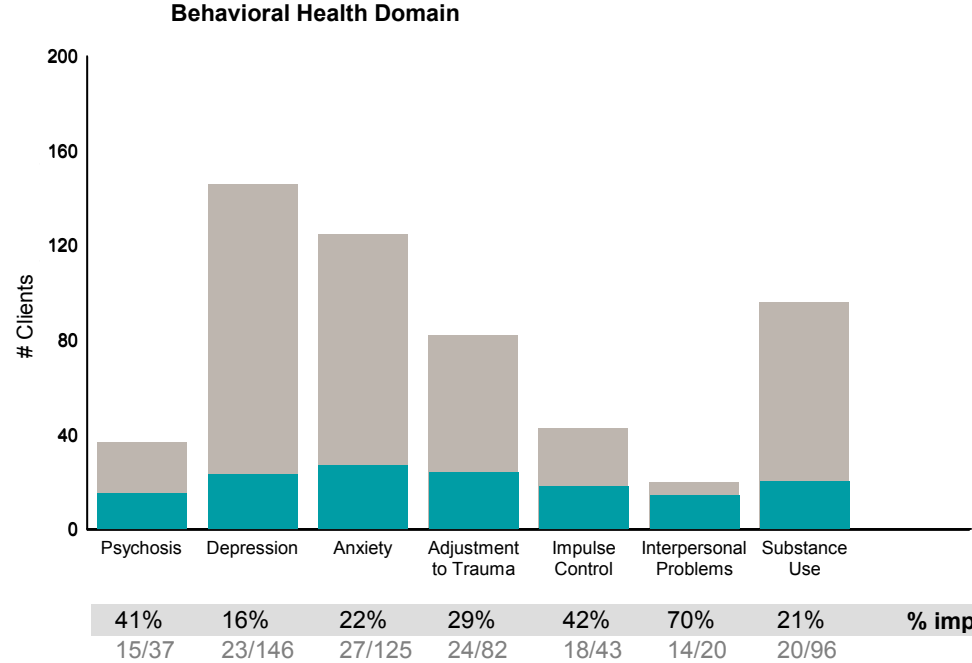
Risk Behaviors



FY15-16 Objective A.2 ANSA Outcomes Item-Level Report
BVHP Third Street Adult (38513)

Didn't Improve
 Improved
 This report looks at current ANSAs to see how many clients improved on items rated 2 or 3 from the prior ANSA.

Num of episodes w/ min. 2 ANSAs: 195 Average days between ANSAs: 270.7 % clients improved on min. 30% of actionable items: **57% (= 78/137)**



This report reflects data from 7/1/2015 - 6/30/2016

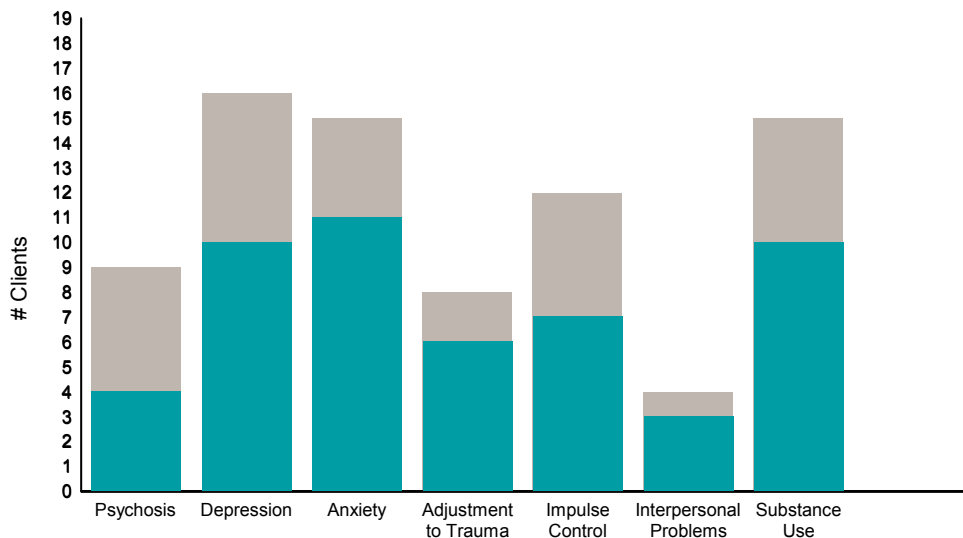


FY15-16 Objective A.2 ANSA Outcomes Item-Level Report
Carroll House Resid Geriatric (38541)

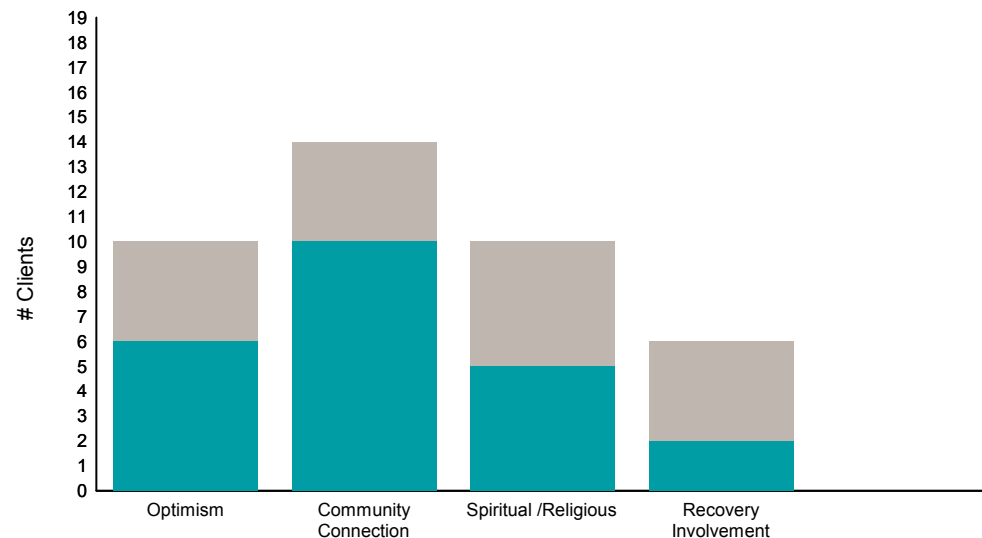
Didn't Improve
 Improved
 This report looks at current ANSAs to see how many clients improved on items rated 2 or 3 from the prior ANSA.

Num of episodes w/ min. 2 ANSAs: **19** Average days between ANSAs: **74.2** % clients improved on min. 30% of actionable items: **84% (= 16/19)**

Behavioral Health Domain

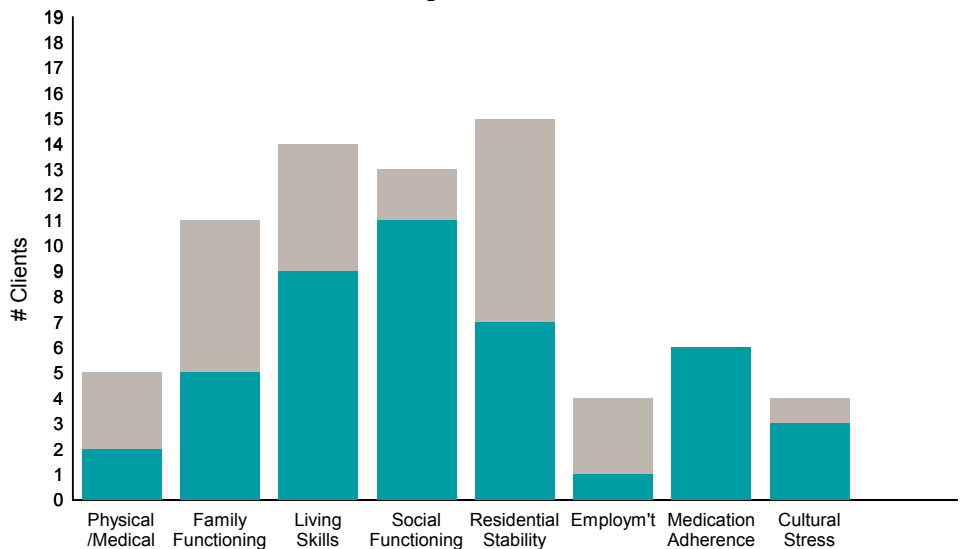


Strengths

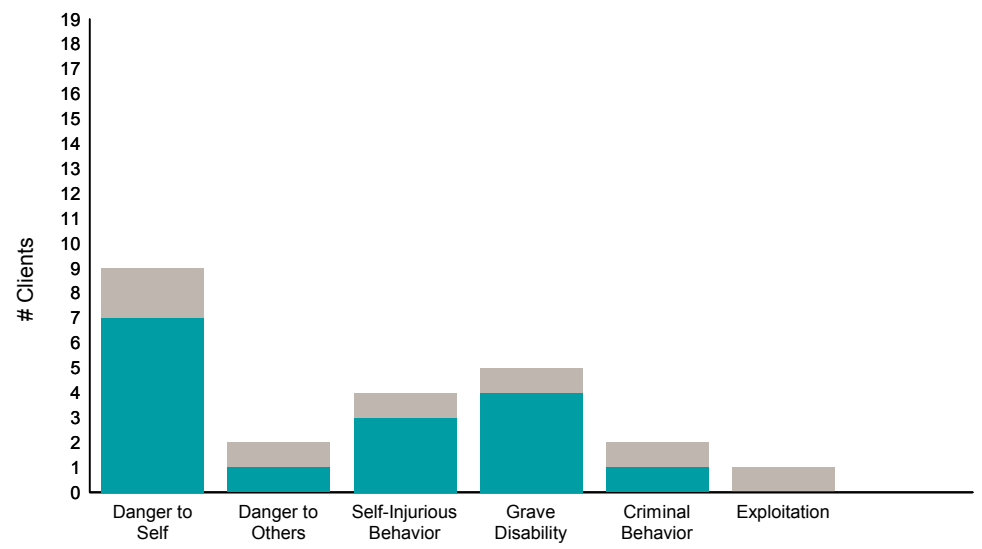


Item	% improvement
Psychosis	44% (4/9)
Depression	63% (10/16)
Anxiety	73% (11/15)
Adjustment to Trauma	75% (6/8)
Impulse Control	58% (7/12)
Interpersonal Problems	75% (3/4)
Substance Use	67% (10/15)
Optimism	60% (6/10)
Community Connection	71% (10/14)
Spiritual /Religious	50% (5/10)
Recovery Involvement	33% (2/6)

Life Domain Functioning



Risk Behaviors

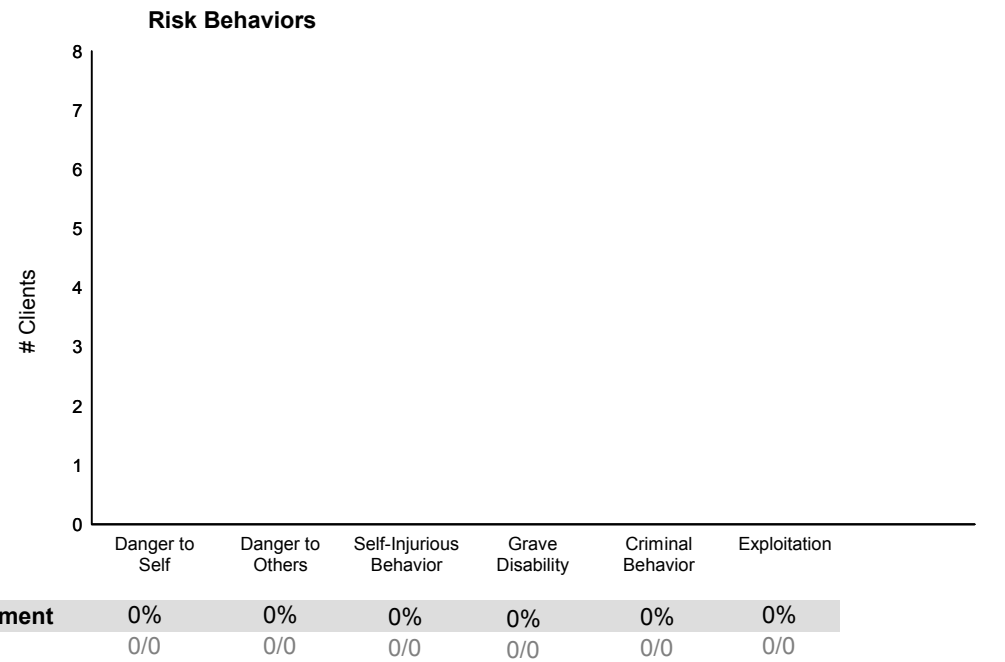
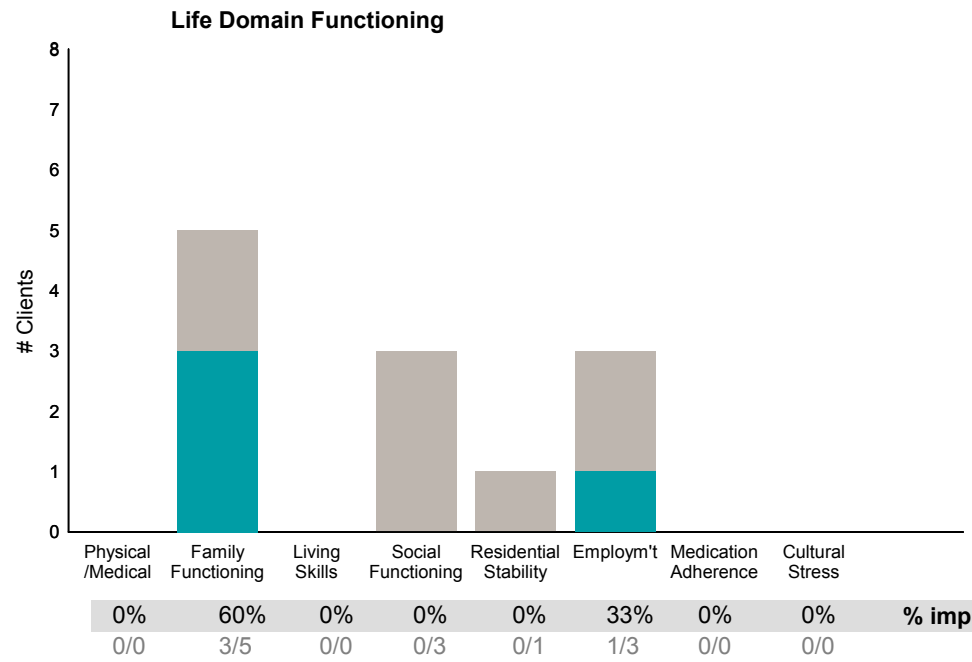
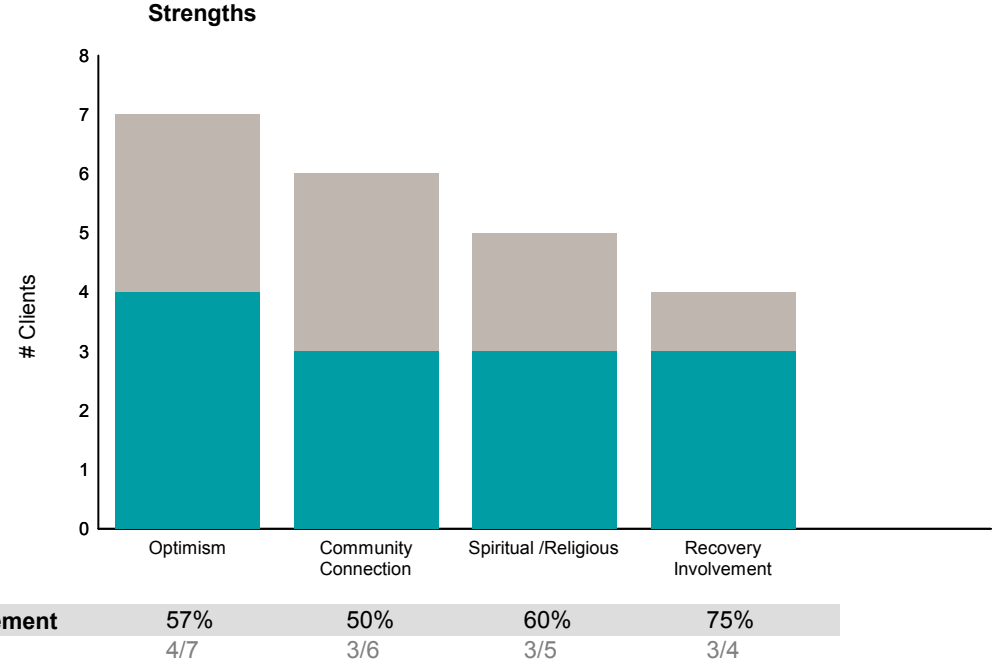
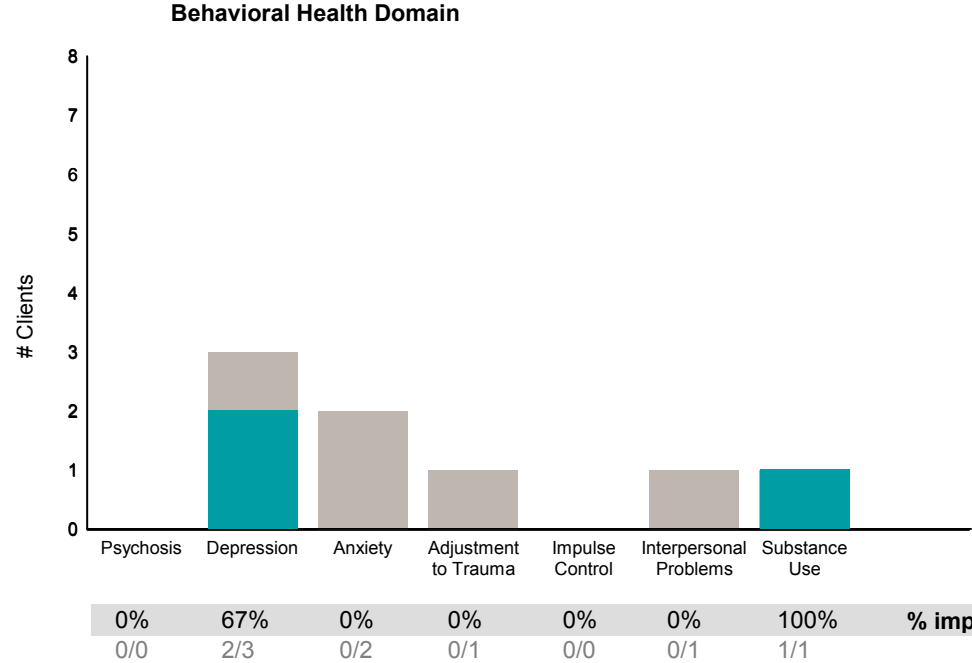


Item	% improvement
Physical /Medical	40% (2/5)
Family Functioning	45% (5/11)
Living Skills	64% (9/14)
Social Functioning	85% (11/13)
Residential Stability	47% (7/15)
Employm't	25% (1/4)
Medication Adherence	100% (6/6)
Cultural Stress	75% (3/4)
Danger to Self	78% (7/9)
Danger to Others	50% (1/2)
Self-Injurious Behavior	75% (3/4)
Grave Disability	80% (4/5)
Criminal Behavior	50% (1/2)
Exploitation	0% (0/1)

This report reflects data from 7/1/2015 - 6/30/2016

Didn't Improve
 Improved
 This report looks at current ANSAs to see how many clients improved on items rated 2 or 3 from the prior ANSA.

Num of episodes w/ min. 2 ANSAs: **8** Average days between ANSAs: **382.6** % clients improved on min. 30% of actionable items: **88% (= 7/8)**



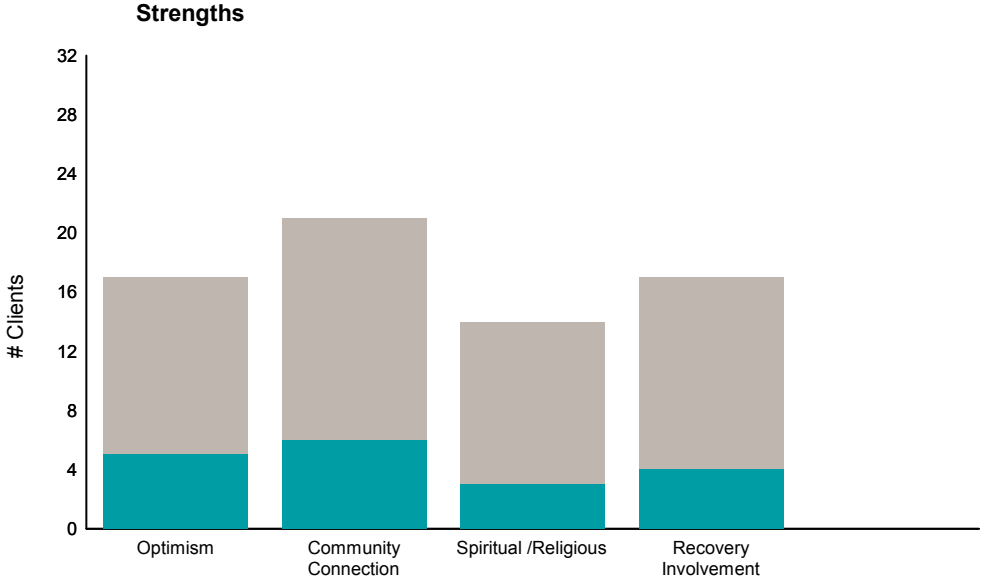
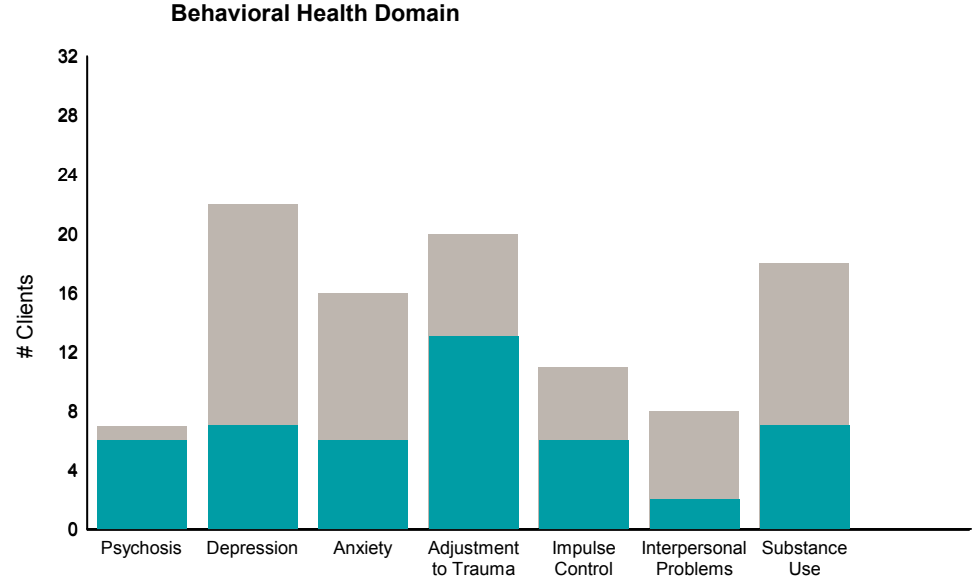
This report reflects data from 7/1/2015 - 6/30/2016



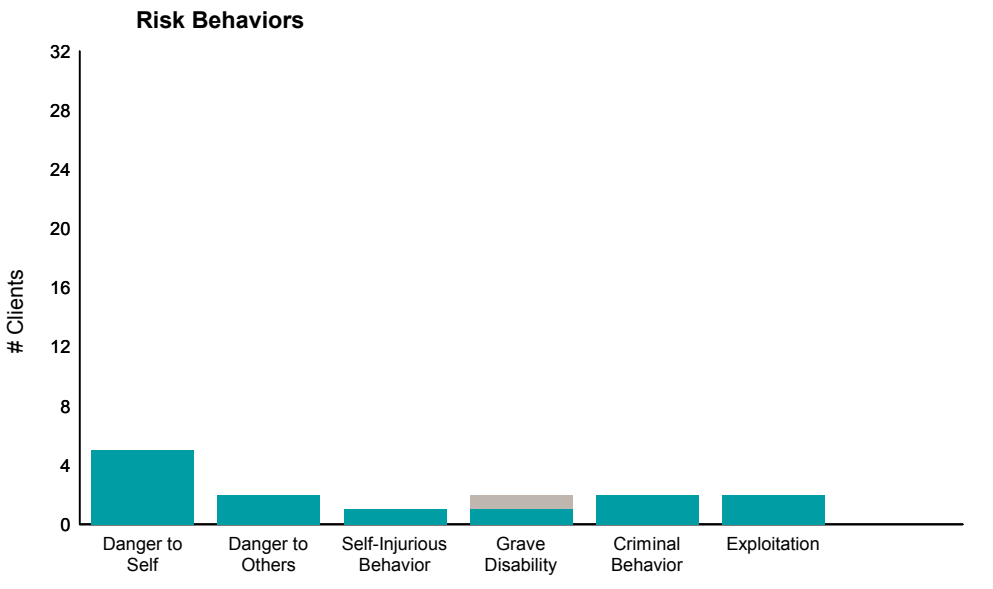
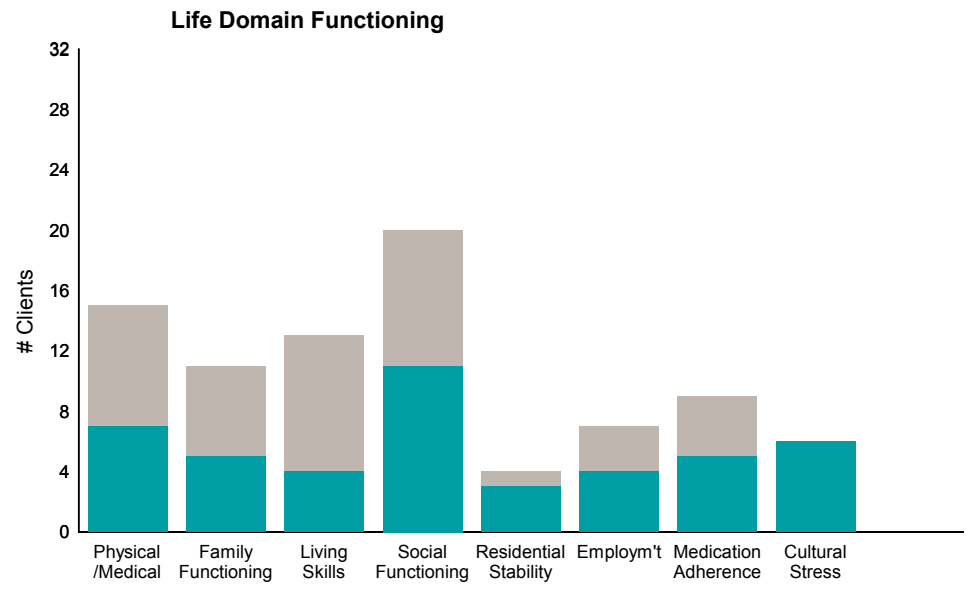
FY15-16 Objective A.2 ANSA Outcomes Item-Level Report
CHP-Essex House (38IDOP)

Didn't Improve
 Improved
 This report looks at current ANSAs to see how many clients improved on items rated 2 or 3 from the prior ANSA.

Num of episodes w/ min. 2 ANSAs: 29 Average days between ANSAs: 302.0 % clients improved on min. 30% of actionable items: **85% (= 23/27)**



Item	% improvement	Item	% improvement
Psychosis	86% (6/7)	Optimism	29% (5/17)
Depression	32% (7/22)	Community Connection	29% (6/21)
Anxiety	38% (6/16)	Spiritual /Religious	21% (3/14)
Adjustment to Trauma	65% (13/20)	Recovery Involvement	24% (4/17)
Impulse Control	55% (6/11)		
Interpersonal Problems	25% (2/8)		
Substance Use	39% (7/18)		



Item	% improvement	Item	% improvement
Physical /Medical	47% (7/15)	Danger to Self	100% (5/5)
Family Functioning	45% (5/11)	Danger to Others	100% (2/2)
Living Skills	31% (4/13)	Self-Injurious Behavior	100% (1/1)
Social Functioning	55% (11/20)	Grave Disability	50% (1/2)
Residential Stability	75% (3/4)	Criminal Behavior	100% (2/2)
Employm't	57% (4/7)	Exploitation	100% (2/2)
Medication Adherence	56% (5/9)		
Cultural Stress	100% (6/6)		

This report reflects data from 7/1/2015 - 6/30/2016

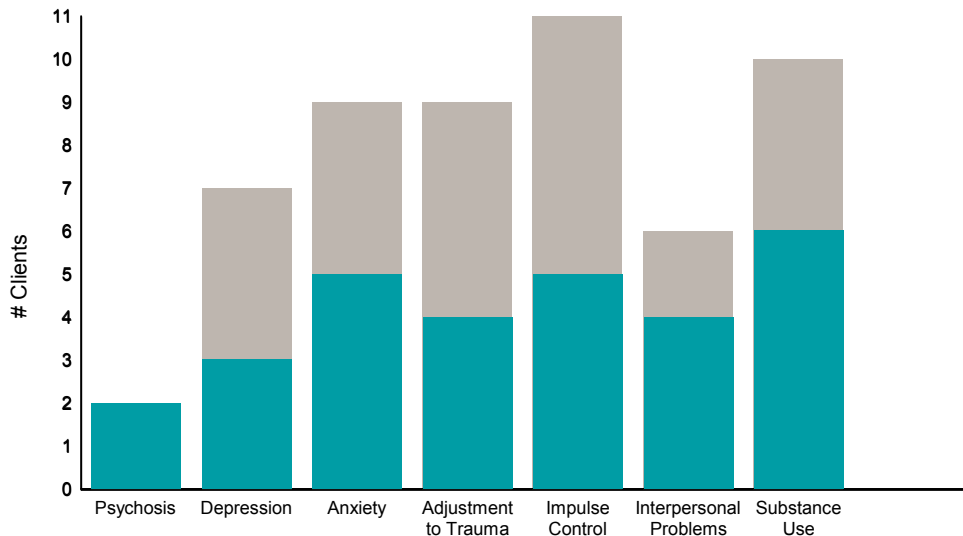


FY15-16 Objective A.2 ANSA Outcomes Item-Level Report
Citywide Case Management-NOVA (8911NO)

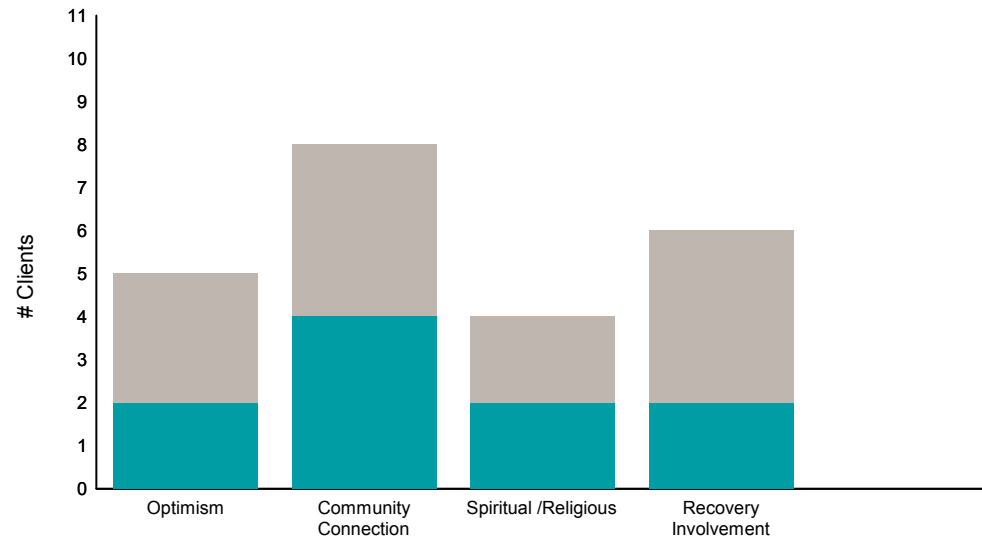
Didn't Improve
 Improved
 This report looks at current ANSAs to see how many clients improved on items rated 2 or 3 from the prior ANSA.

Num of episodes w/ min. 2 ANSAs: **11** Average days between ANSAs: **132.5** % clients improved on min. 30% of actionable items: **73% (= 8/11)**

Behavioral Health Domain

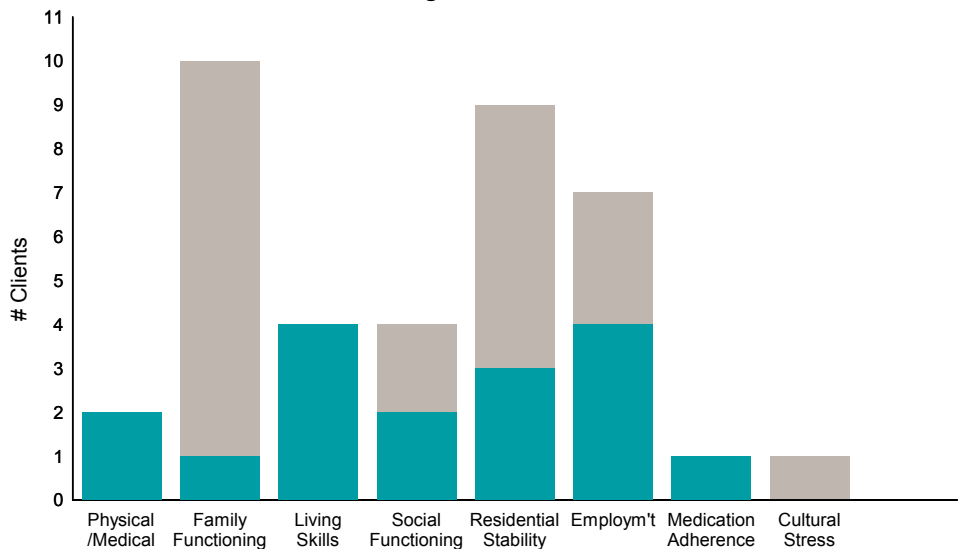


Strengths

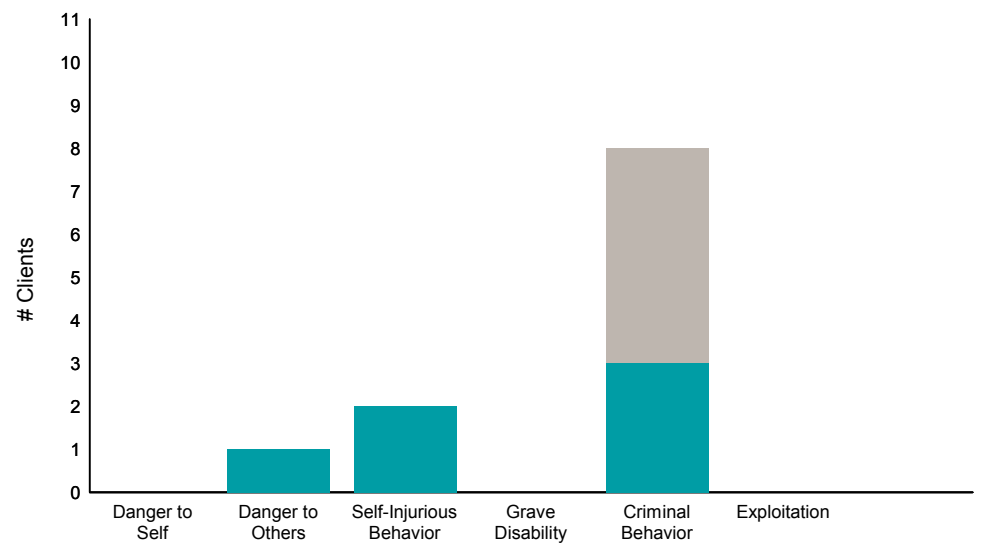


Item	Improved	Didn't Improve	% improvement
Psychosis	2/2	0/0	100%
Depression	3/7	4/7	43%
Anxiety	5/9	4/9	56%
Adjustment to Trauma	4/9	5/9	44%
Impulse Control	5/11	6/11	45%
Interpersonal Problems	4/6	2/6	67%
Substance Use	6/10	4/10	60%

Life Domain Functioning



Risk Behaviors



Item	Improved	Didn't Improve	% improvement
Physical /Medical	2/2	0/0	100%
Family Functioning	1/10	9/10	10%
Living Skills	4/4	0/4	100%
Social Functioning	2/4	2/4	50%
Residential Stability	3/9	6/9	33%
Employm't	4/7	3/7	57%
Medication Adherence	1/1	0/1	100%
Cultural Stress	0/1	1/1	0%

This report reflects data from 7/1/2015 - 6/30/2016

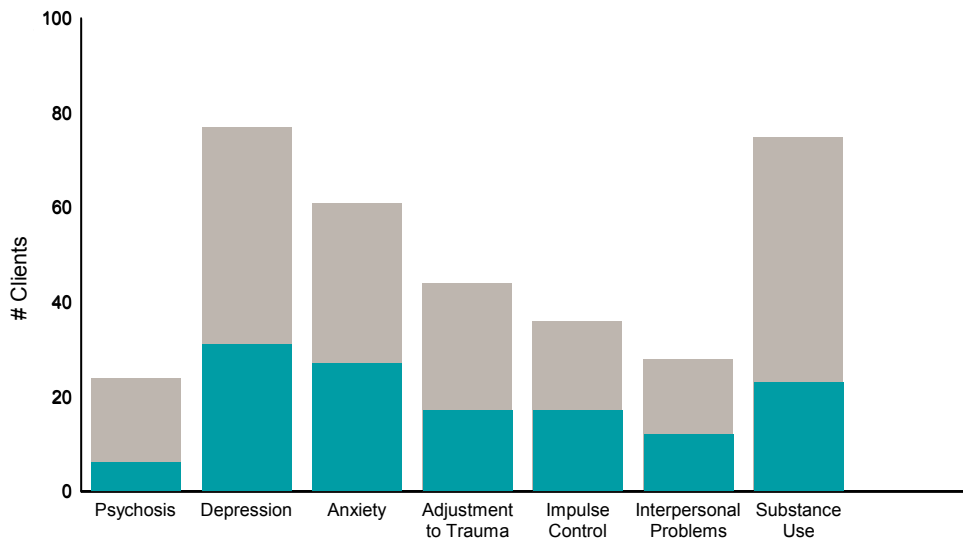


FY15-16 Objective A.2 ANSA Outcomes Item-Level Report
Citywide Case Mgm-UC Roving Te (8911RT)

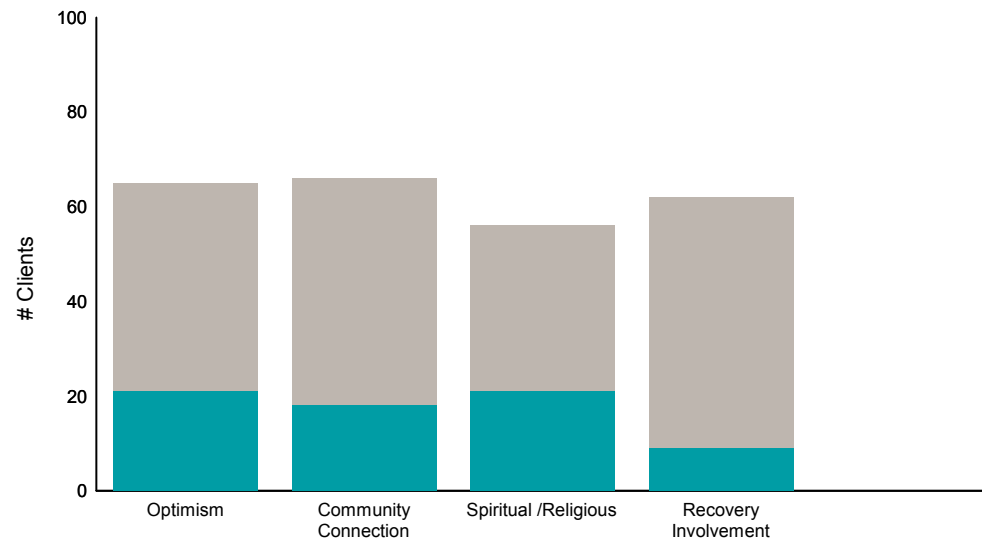
Didn't Improve
 Improved
 This report looks at current ANSAs to see how many clients improved on items rated 2 or 3 from the prior ANSA.

Num of episodes w/ min. 2 ANSAs: 96 Average days between ANSAs: 280.7 % clients improved on min. 30% of actionable items: **54% (= 51/94)**

Behavioral Health Domain

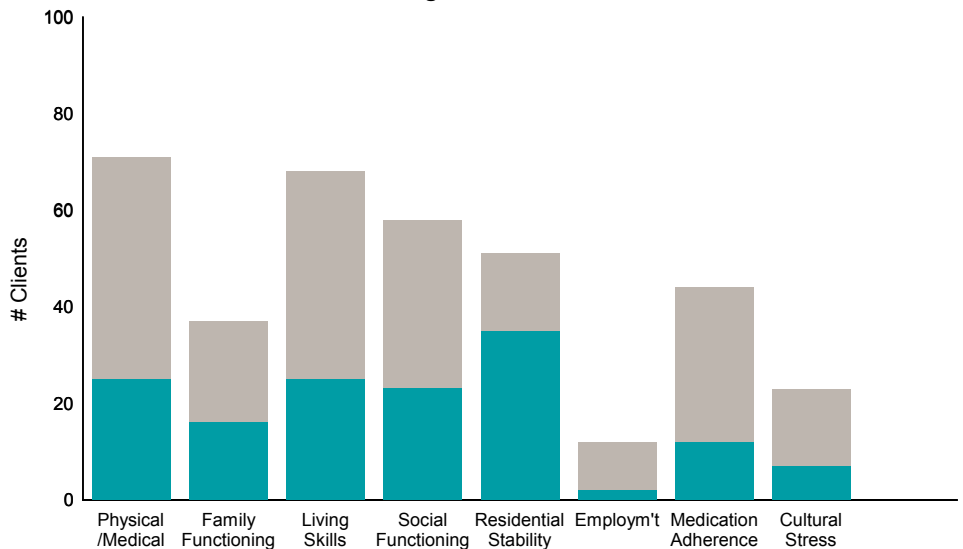


Strengths

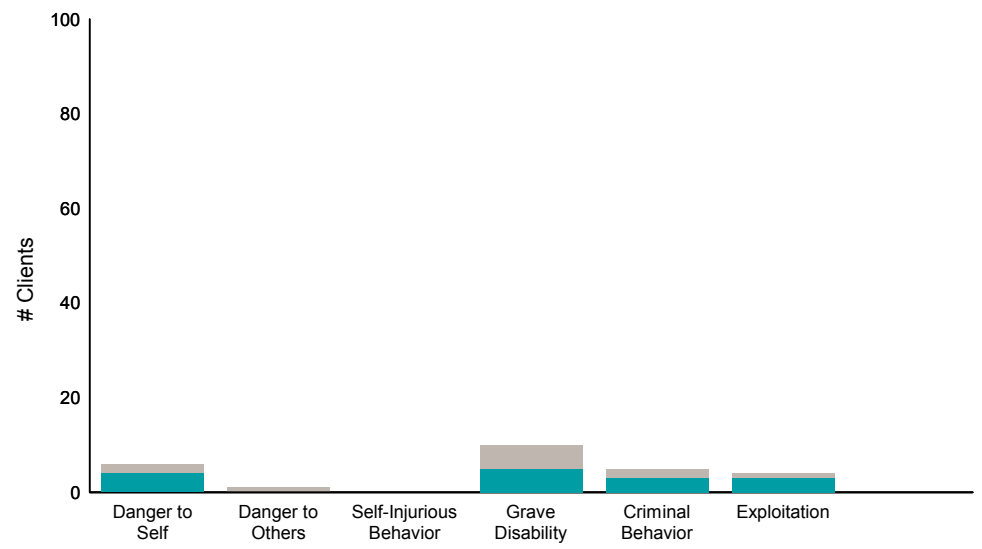


Item	% improvement
Psychosis	25% (6/24)
Depression	40% (31/77)
Anxiety	44% (27/61)
Adjustment to Trauma	39% (17/44)
Impulse Control	47% (17/36)
Interpersonal Problems	43% (12/28)
Substance Use	31% (23/75)
Optimism	32% (21/65)
Community Connection	27% (18/66)
Spiritual /Religious	38% (21/56)
Recovery Involvement	15% (9/62)

Life Domain Functioning

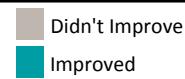


Risk Behaviors



Item	% improvement
Physical /Medical	35% (25/71)
Family Functioning	43% (16/37)
Living Skills	37% (25/68)
Social Functioning	40% (23/58)
Residential Stability	69% (35/51)
Employm't	17% (2/12)
Medication Adherence	27% (12/44)
Cultural Stress	30% (7/23)
Danger to Self	67% (4/6)
Danger to Others	0% (0/1)
Self-Injurious Behavior	0% (0/0)
Grave Disability	50% (5/10)
Criminal Behavior	60% (3/5)
Exploitation	75% (3/4)

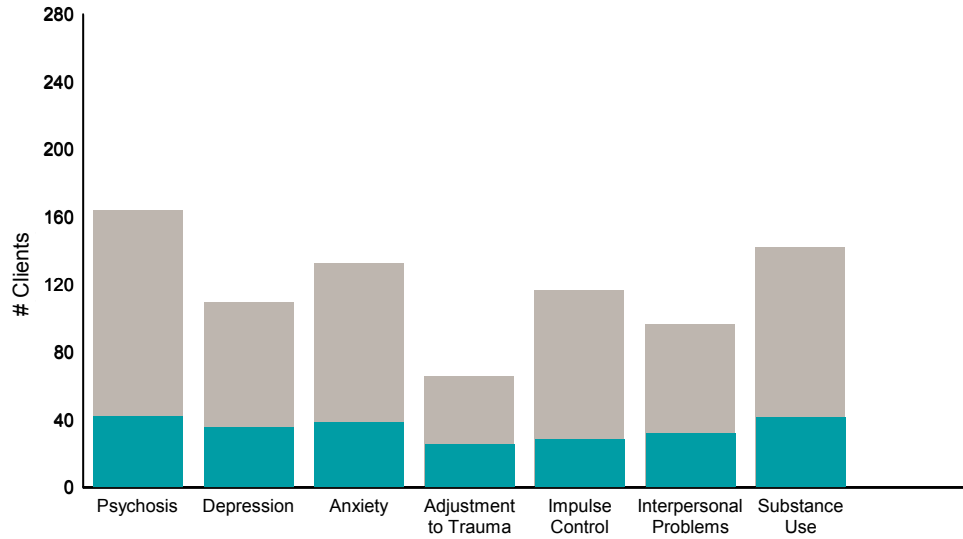
This report reflects data from 7/1/2015 - 6/30/2016



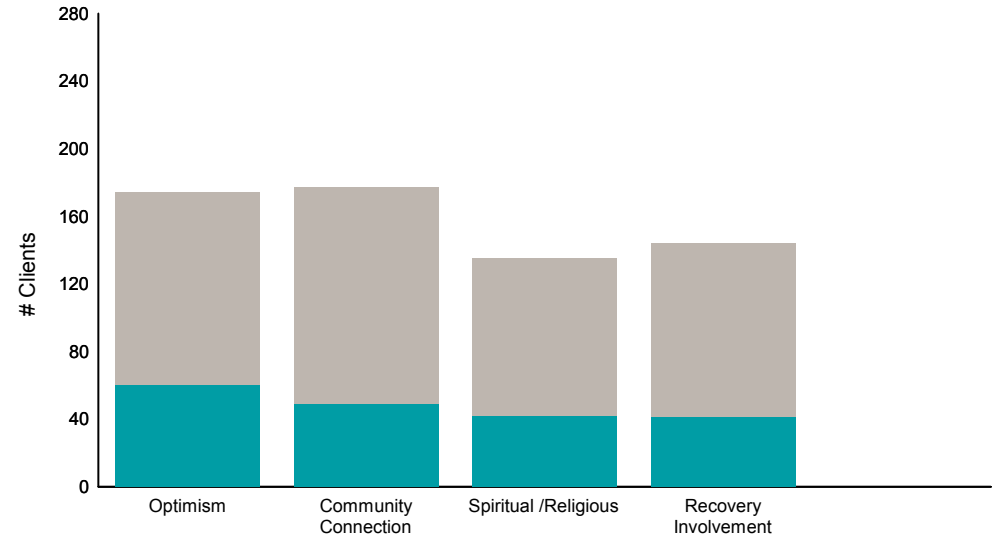
This report looks at current ANSAs to see how many clients improved on items rated 2 or 3 from the prior ANSA.

Num of episodes w/ min. 2 ANSAs: 273 Average days between ANSAs: 338.9 % clients improved on min. 30% of actionable items: **56% (= 145/261)**

Behavioral Health Domain

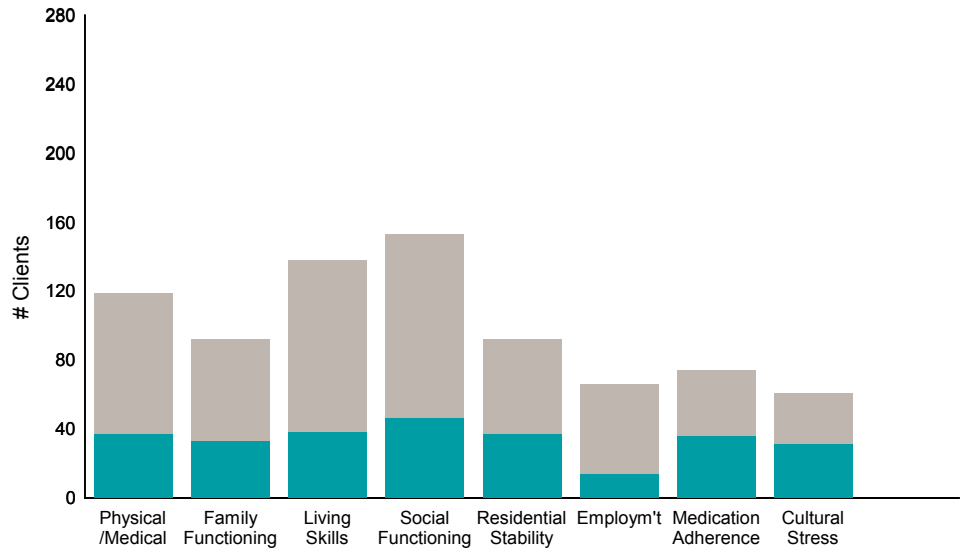


Strengths

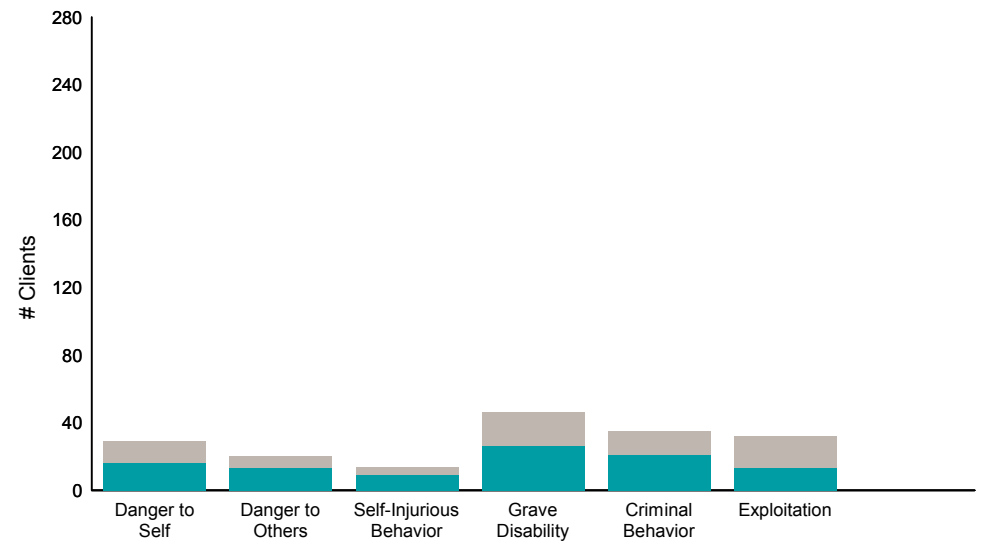


Item	% improvement
Psychosis	26% (42/164)
Depression	32% (35/110)
Anxiety	29% (38/133)
Adjustment to Trauma	38% (25/66)
Impulse Control	24% (28/117)
Interpersonal Problems	33% (32/97)
Substance Use	29% (41/142)
Optimism	34% (60/174)
Community Connection	28% (49/177)
Spiritual /Religious	31% (42/135)
Recovery Involvement	28% (41/144)

Life Domain Functioning



Risk Behaviors

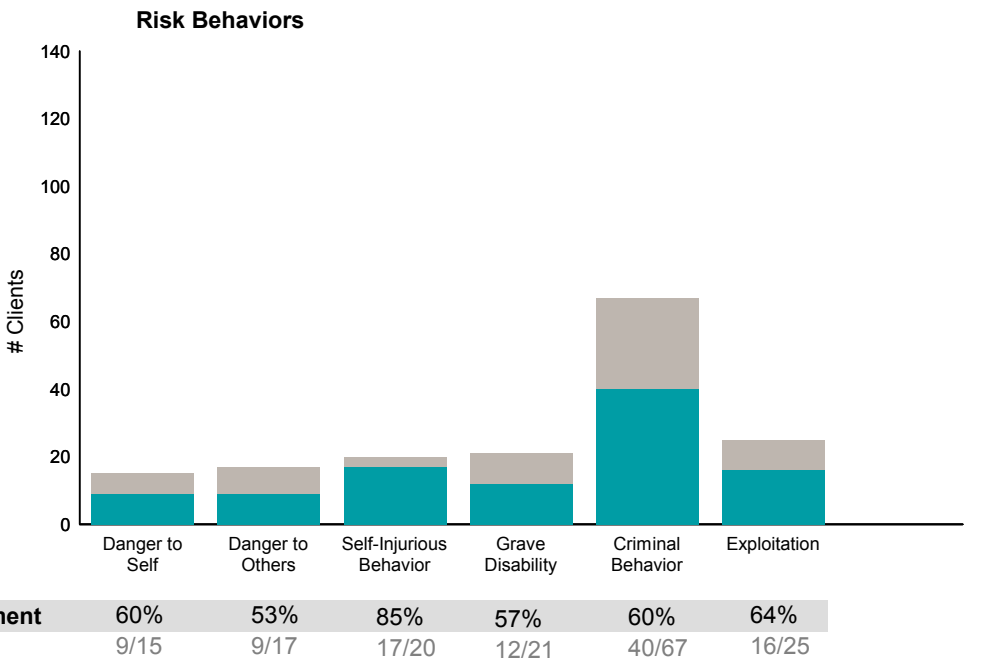
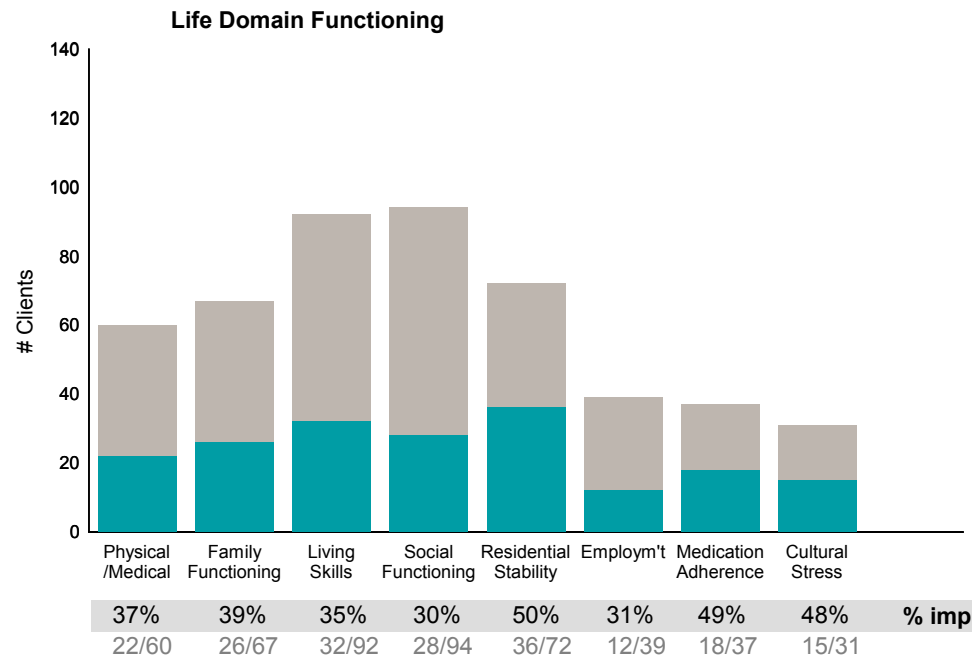
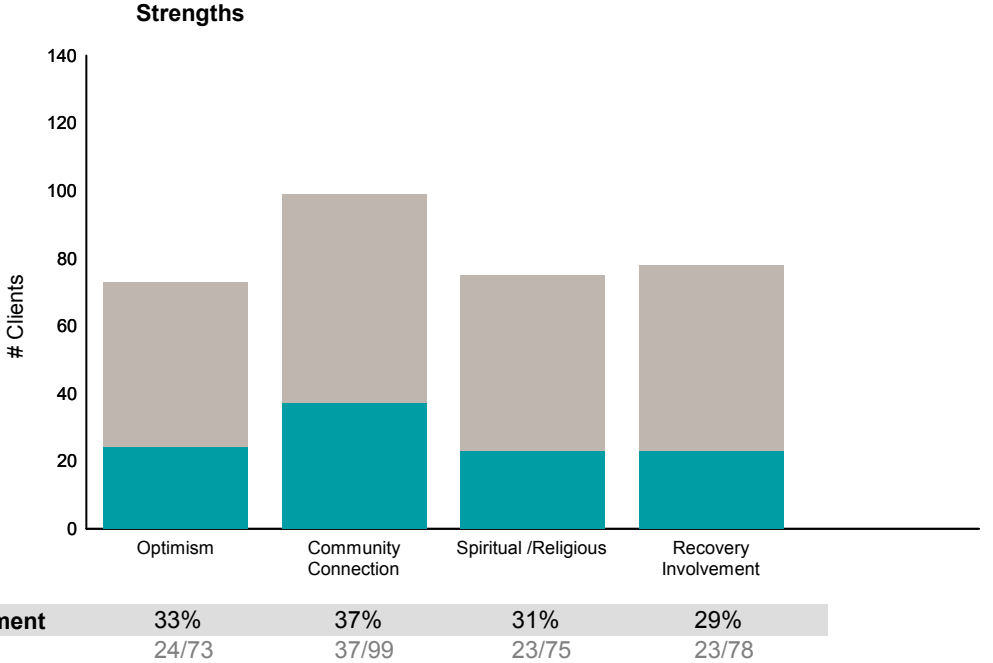
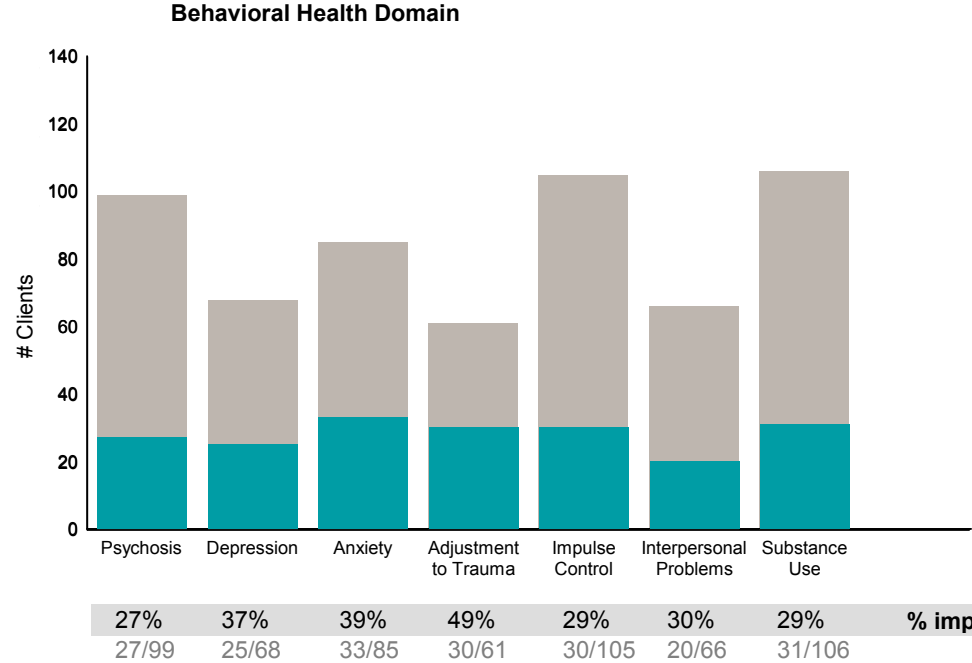


Item	% improvement
Physical /Medical	31% (37/119)
Family Functioning	36% (33/92)
Living Skills	28% (38/138)
Social Functioning	30% (46/153)
Residential Stability	40% (37/92)
Employm't	21% (14/66)
Medication Adherence	49% (36/74)
Cultural Stress	51% (31/61)
Danger to Self	55% (16/29)
Danger to Others	65% (13/20)
Self-Injurious Behavior	64% (9/14)
Grave Disability	57% (26/46)
Criminal Behavior	60% (21/35)
Exploitation	41% (13/32)

FY15-16 Objective A.2 ANSA Outcomes Item-Level Report
Citywide Forensics (89119)

Didn't Improve
 Improved
 This report looks at current ANSAs to see how many clients improved on items rated 2 or 3 from the prior ANSA.

Num of episodes w/ min. 2 ANSAs: 133 Average days between ANSAs: 323.0 % clients improved on min. 30% of actionable items: **59% (= 78/132)**



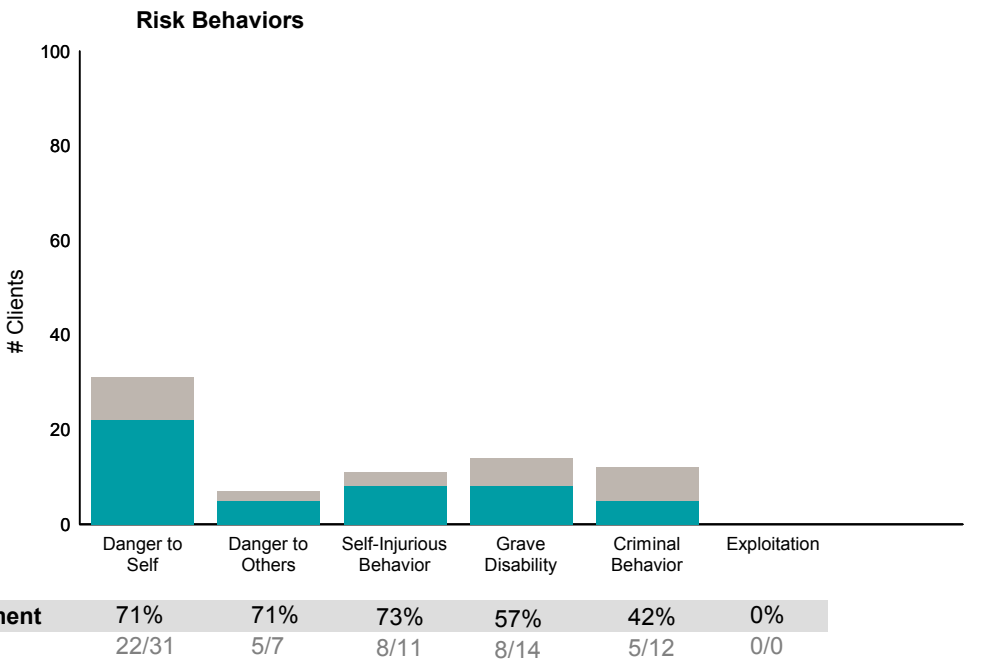
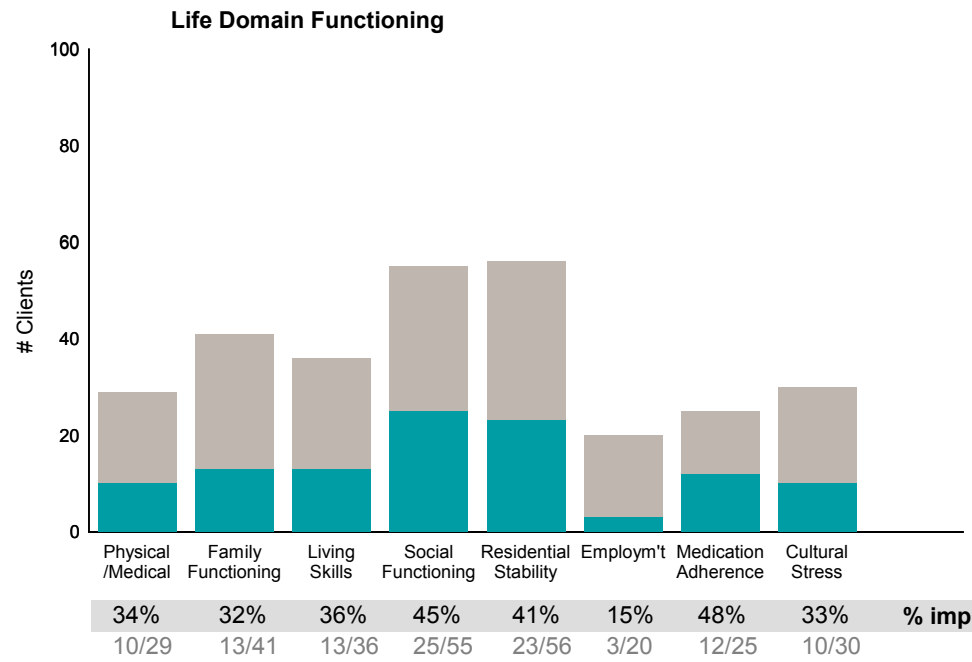
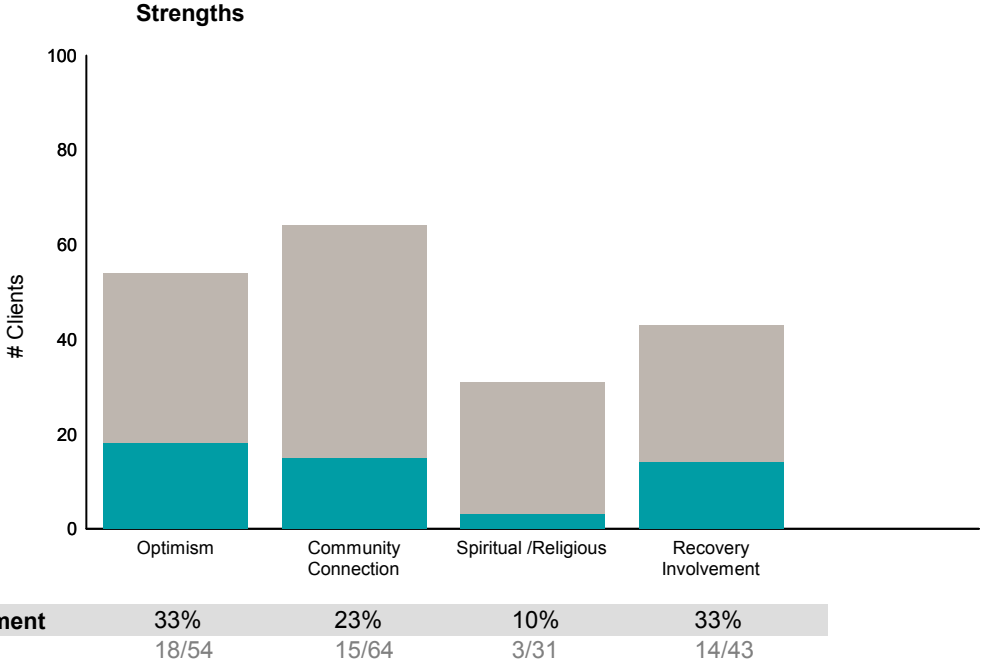
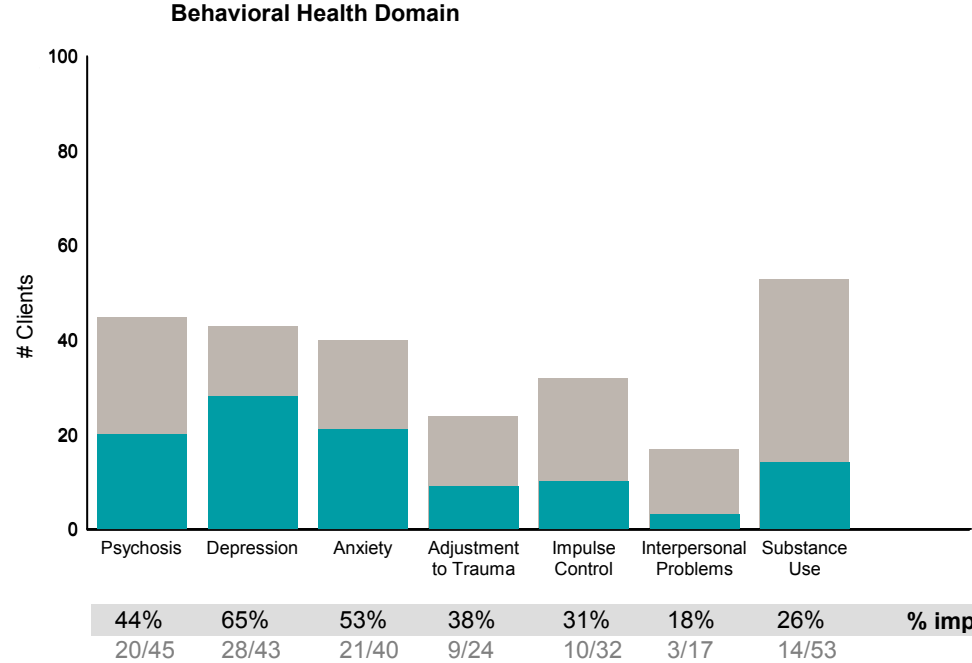
This report reflects data from 7/1/2015 - 6/30/2016



FY15-16 Objective A.2 ANSA Outcomes Item-Level Report
Citywide Linkage Team (89114)

Didn't Improve
 Improved
 This report looks at current ANSAs to see how many clients improved on items rated 2 or 3 from the prior ANSA.

Num of episodes w/ min. 2 ANSAs: **84** Average days between ANSAs: **159.7** % clients improved on min. 30% of actionable items: **57% (= 47/82)**



This report reflects data from 7/1/2015 - 6/30/2016



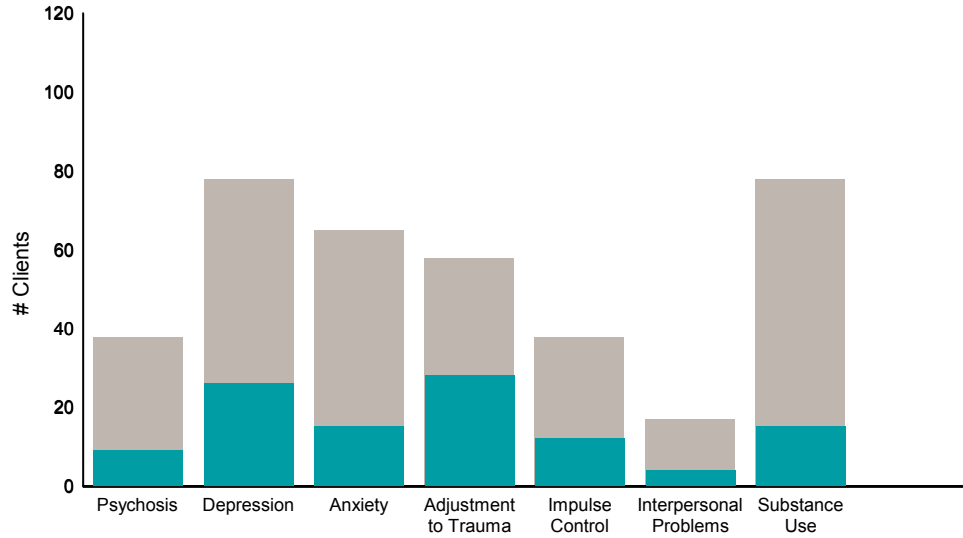
FY15-16 Objective A.2 ANSA Outcomes Item-Level Report
Citywide Svc for Supp Housing (8911SH)

■ Didn't Improve
 ■ Improved

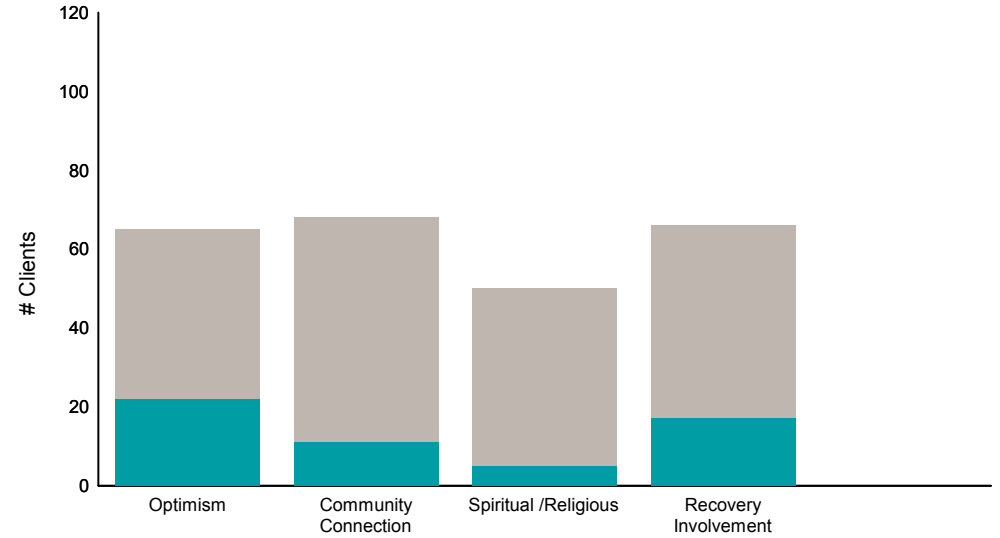
This report looks at current ANSAs to see how many clients improved on items rated 2 or 3 from the prior ANSA.

Num of episodes w/ min. 2 ANSAs: 115 Average days between ANSAs: 358.8 % clients improved on min. 30% of actionable items: **46% (= 52/112)**

Behavioral Health Domain

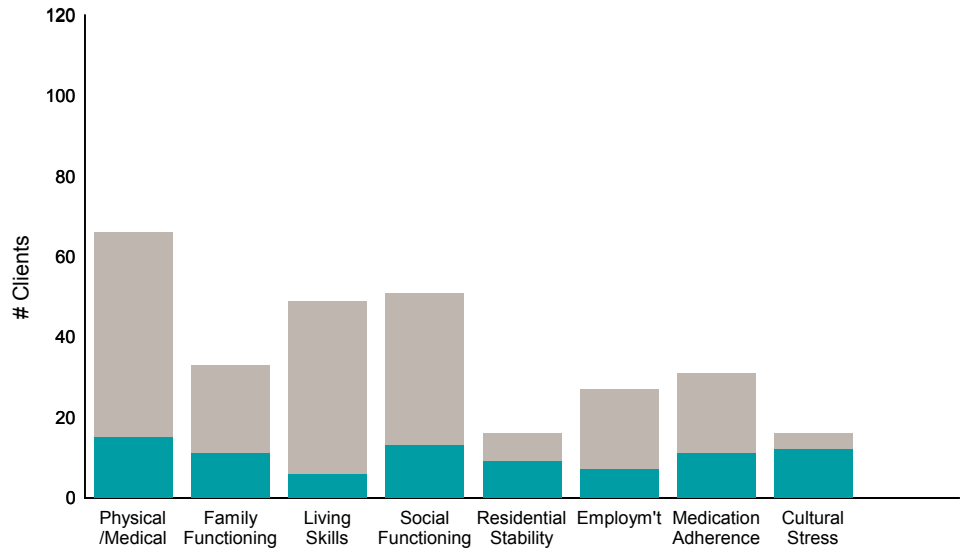


Strengths

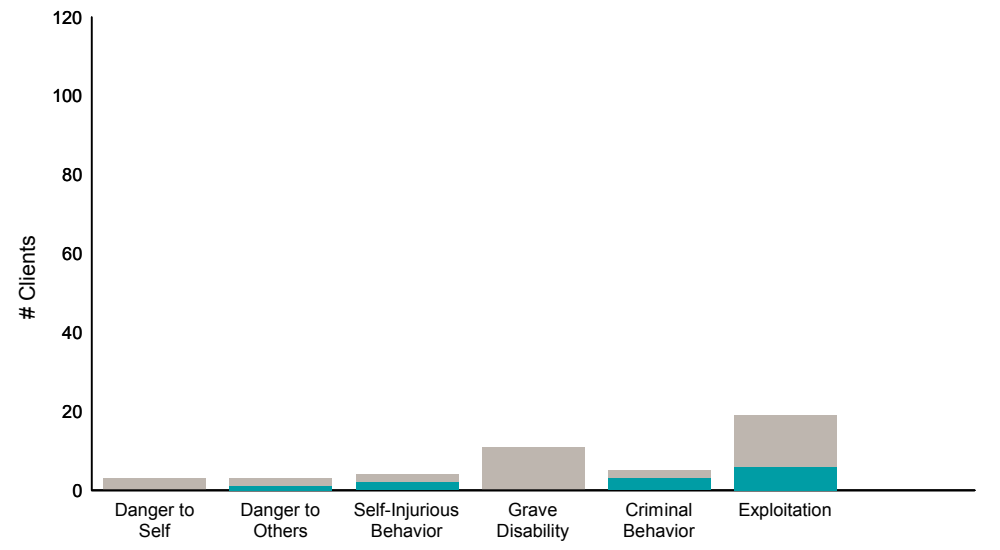


Item	% improvement
Psychosis	24% (9/38)
Depression	33% (26/78)
Anxiety	23% (15/65)
Adjustment to Trauma	48% (28/58)
Impulse Control	32% (12/38)
Interpersonal Problems	24% (4/17)
Substance Use	19% (15/78)
Optimism	34% (22/65)
Community Connection	16% (11/68)
Spiritual /Religious	10% (5/50)
Recovery Involvement	26% (17/66)

Life Domain Functioning



Risk Behaviors



Item	% improvement
Physical /Medical	23% (15/66)
Family Functioning	33% (11/33)
Living Skills	12% (6/49)
Social Functioning	25% (13/51)
Residential Stability	56% (9/16)
Employm't	26% (7/27)
Medication Adherence	35% (11/31)
Cultural Stress	75% (12/16)
Danger to Self	0% (0/3)
Danger to Others	33% (1/3)
Self-Injurious Behavior	50% (2/4)
Grave Disability	0% (0/11)
Criminal Behavior	60% (3/5)
Exploitation	32% (6/19)

This report reflects data from 7/1/2015 - 6/30/2016

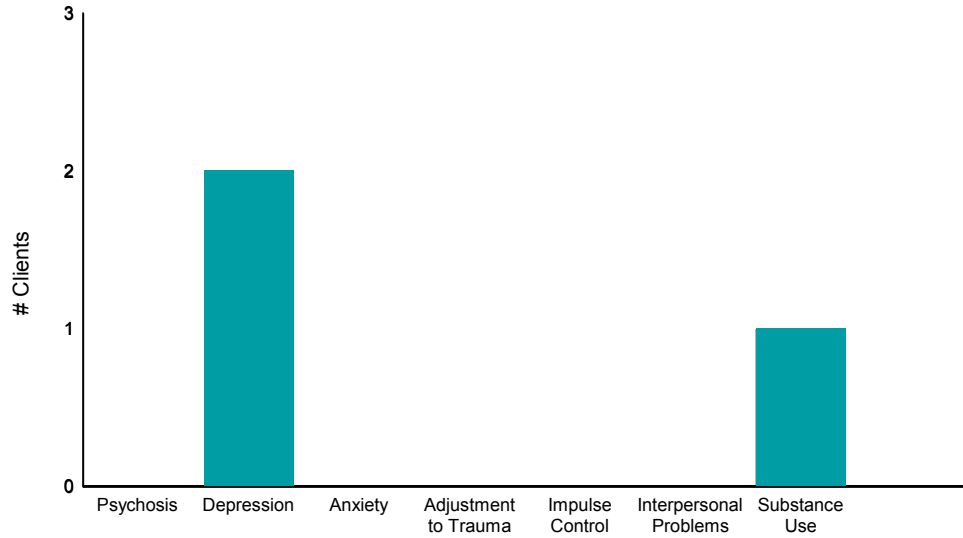
FY15-16 Objective A.2 ANSA Outcomes Item-Level Report
CJCBHS VIP Child Abuse Inter Prg(881010)

Didn't Improve
 Improved

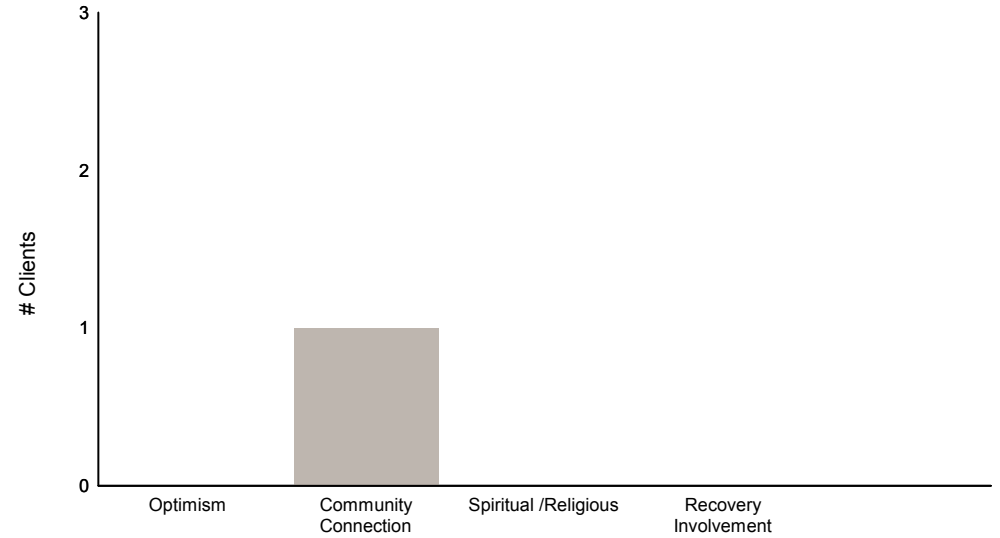
This report looks at current ANSAs to see how many clients improved on items rated 2 or 3 from the prior ANSA.

Num of episodes w/ min. 2 ANSAs: **3** Average days between ANSAs: **631.3** % clients improved on min. 30% of actionable items: **67% (= 2/3)**

Behavioral Health Domain

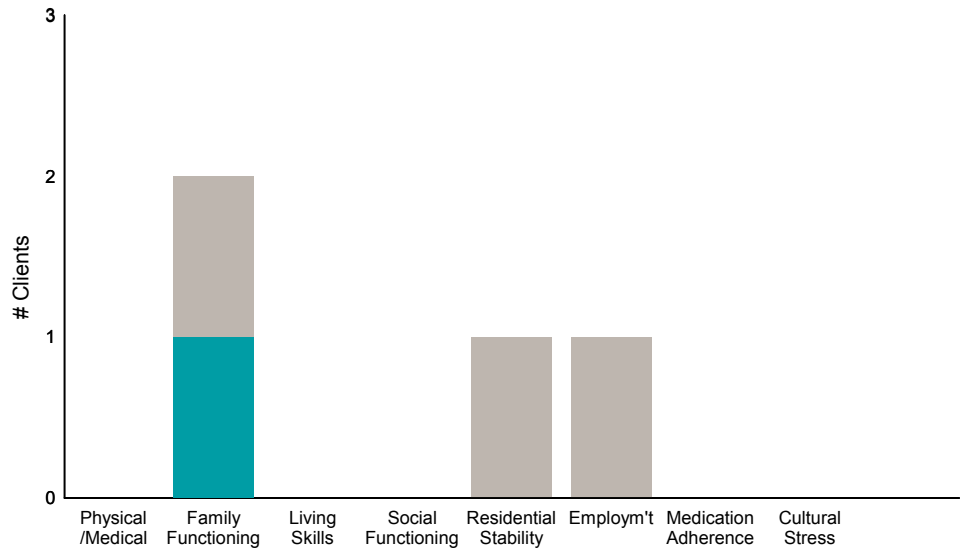


Strengths

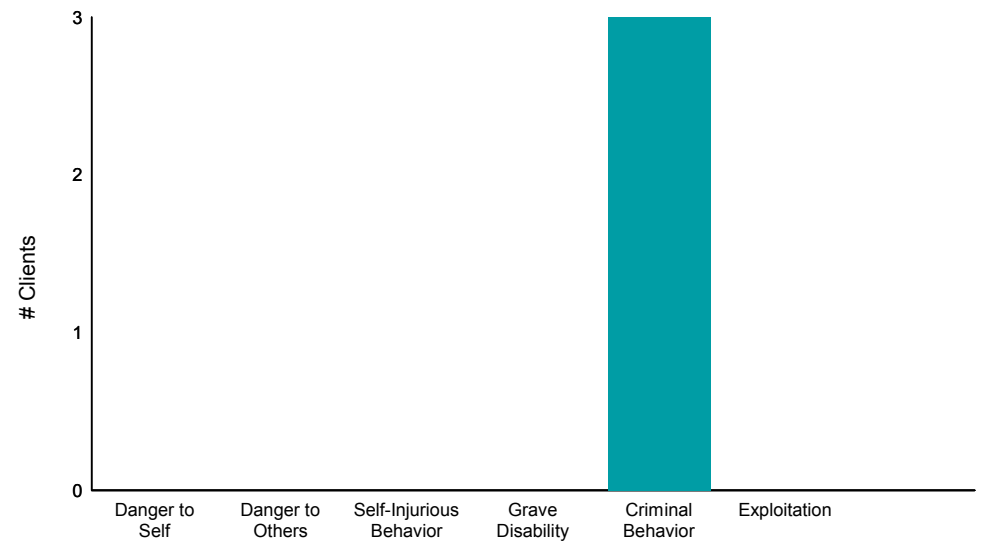


0%	100%	0%	0%	0%	0%	100%	% improvement	0%	0%	0%	0%
0/0	2/2	0/0	0/0	0/0	0/0	1/1		0/0	0/1	0/0	0/0

Life Domain Functioning



Risk Behaviors



0%	50%	0%	0%	0%	0%	0%	0%	% improvement	0%	0%	0%	0%	100%	0%
0/0	1/2	0/0	0/0	0/1	0/1	0/0	0/0		0/0	0/0	0/0	0/0	3/3	0/0

This report reflects data from 7/1/2015 - 6/30/2016



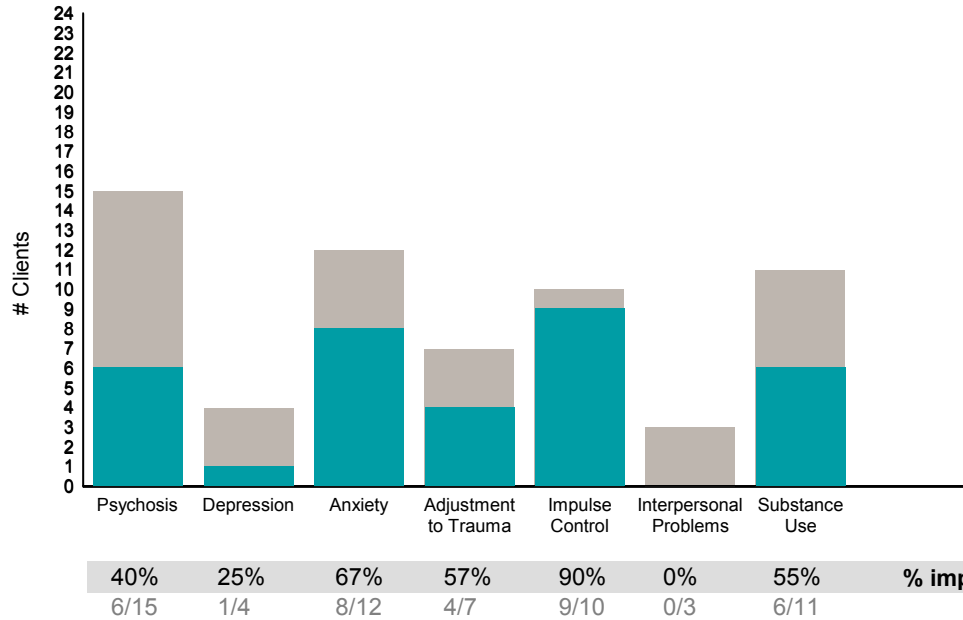
FY15-16 Objective A.2 ANSA Outcomes Item-Level Report
Clay Street Residential & Day Treatment (89851, 89852)

Didn't Improve
 Improved

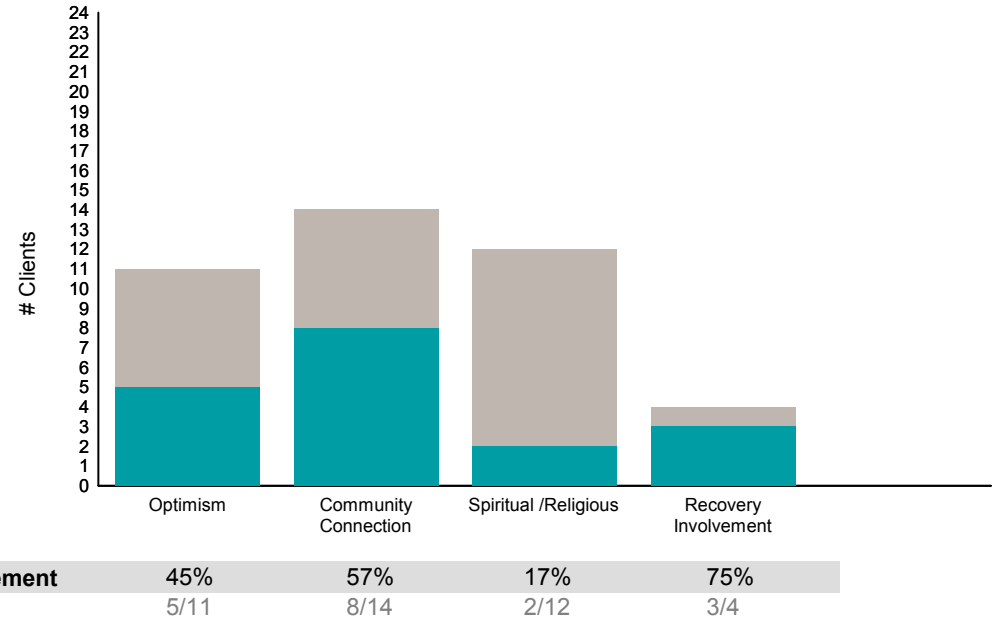
This report looks at current ANSAs to see how many clients improved on items rated 2 or 3 from the prior ANSA.

Num of episodes w/ min. 2 ANSAs: 24 Average days between ANSAs: 145.7 % clients improved on min. 30% of actionable items: **75% (= 18/24)**

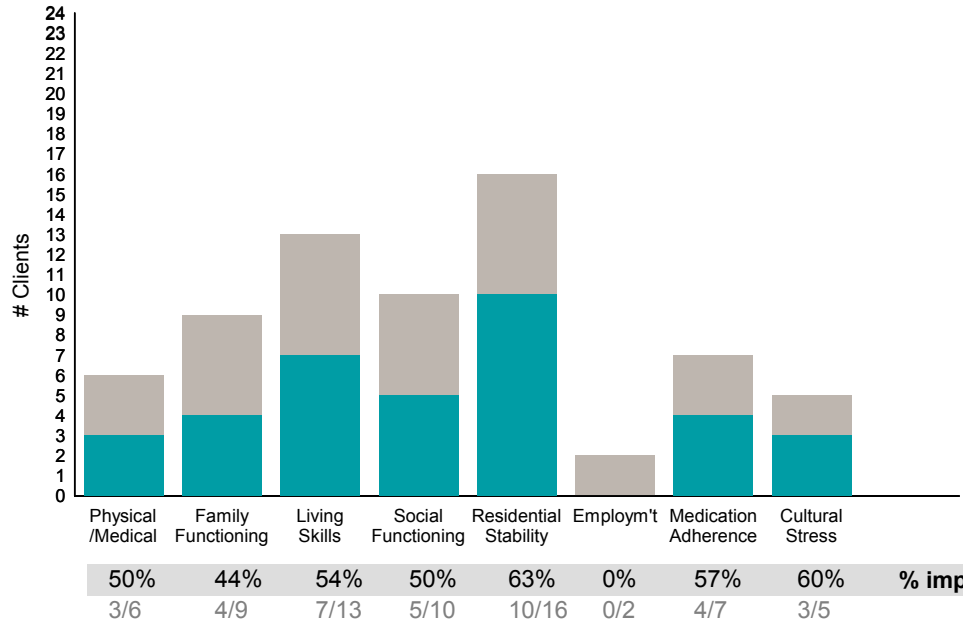
Behavioral Health Domain



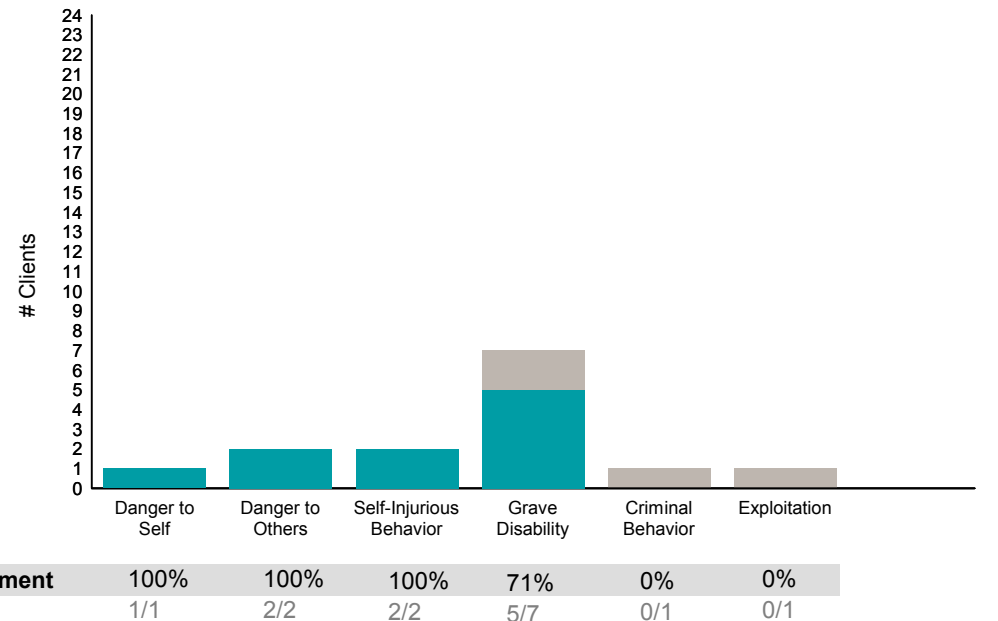
Strengths



Life Domain Functioning



Risk Behaviors



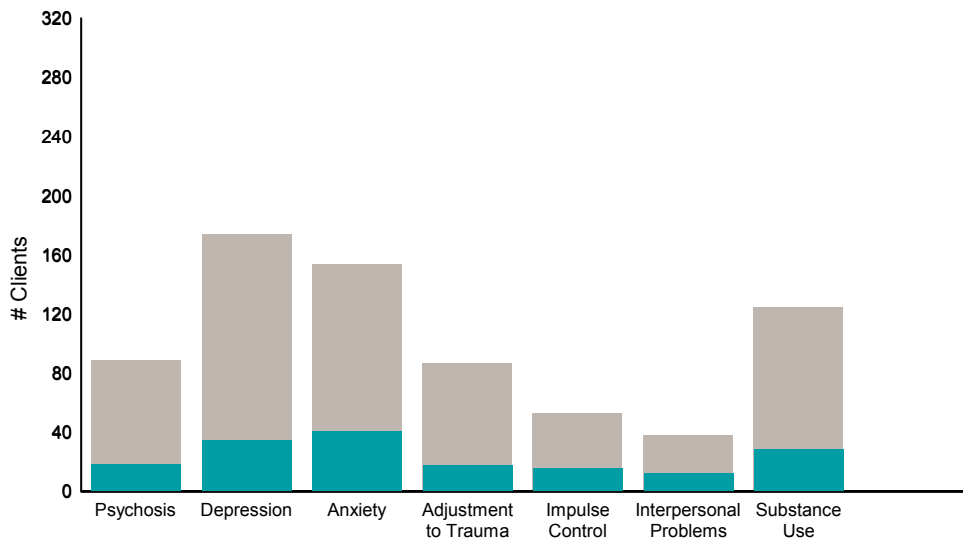
This report reflects data from 7/1/2015 - 6/30/2016

FY15-16 Objective A.2 ANSA Outcomes Item-Level Report
Conard House Outpatient Services (EPISODE, 89492)

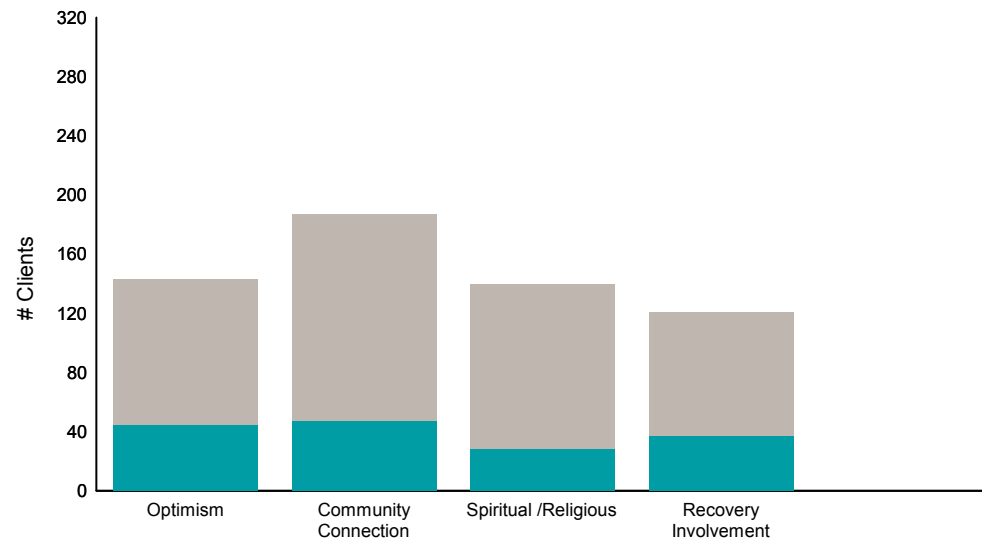
Didn't Improve
 Improved
 This report looks at current ANSAs to see how many clients improved on items rated 2 or 3 from the prior ANSA.

Num of episodes w/ min. 2 ANSAs: 296 Average days between ANSAs: 326.6 % clients improved on min. 30% of actionable items: **44% (= 127/291)**

Behavioral Health Domain

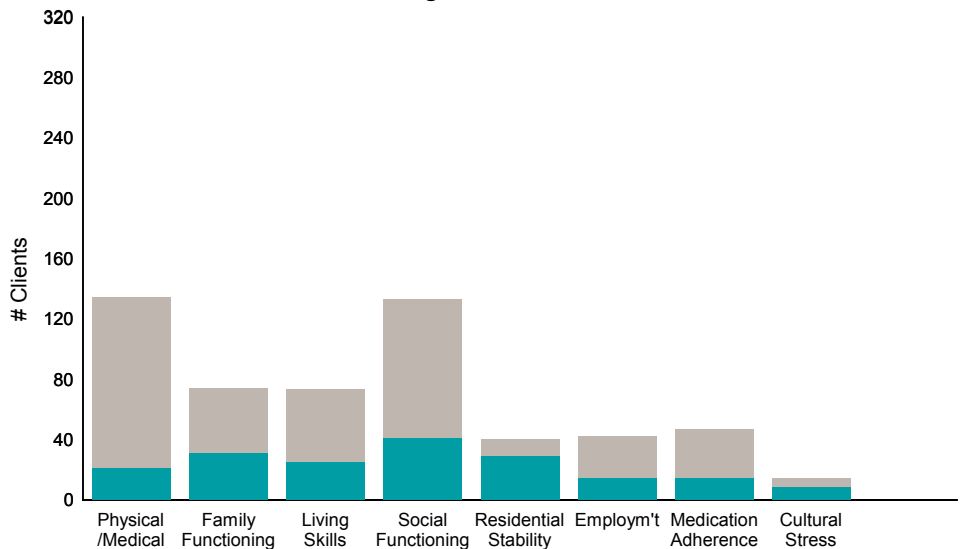


Strengths

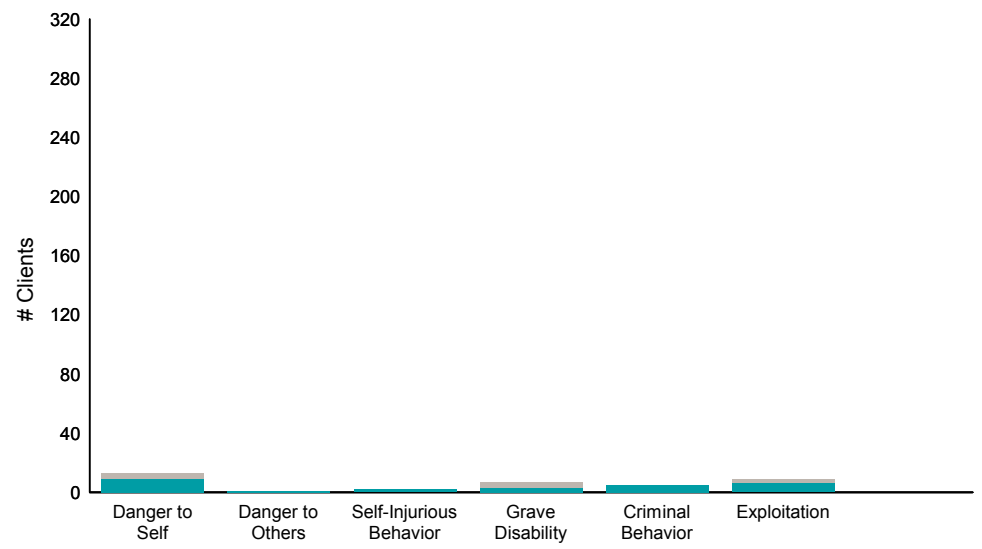


							% improvement				
20%	20%	26%	20%	28%	32%	22%	31%	25%	20%	31%	
18/89	34/174	40/154	17/87	15/53	12/38	28/125	44/143	47/187	28/140	37/121	

Life Domain Functioning



Risk Behaviors



								% improvement						
16%	42%	34%	31%	73%	33%	30%	57%	69%	100%	100%	43%	100%	67%	
21/134	31/74	25/73	41/133	29/40	14/42	14/47	8/14	9/13	1/1	2/2	3/7	5/5	6/9	

This report reflects data from 7/1/2015 - 6/30/2016

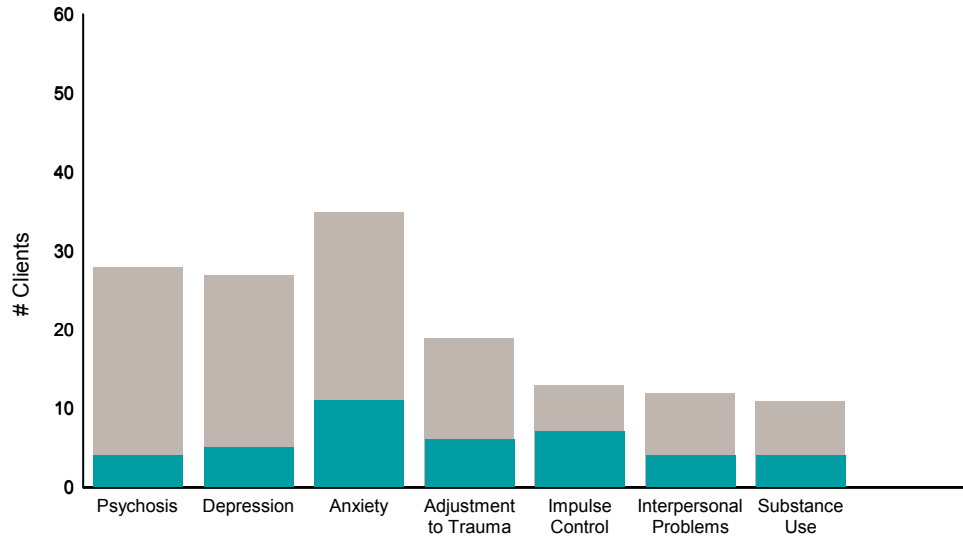
FY15-16 Objective A.2 ANSA Outcomes Item-Level Report
Cooperative Apartment P.P Opt (3838OP)

Didn't Improve
 Improved

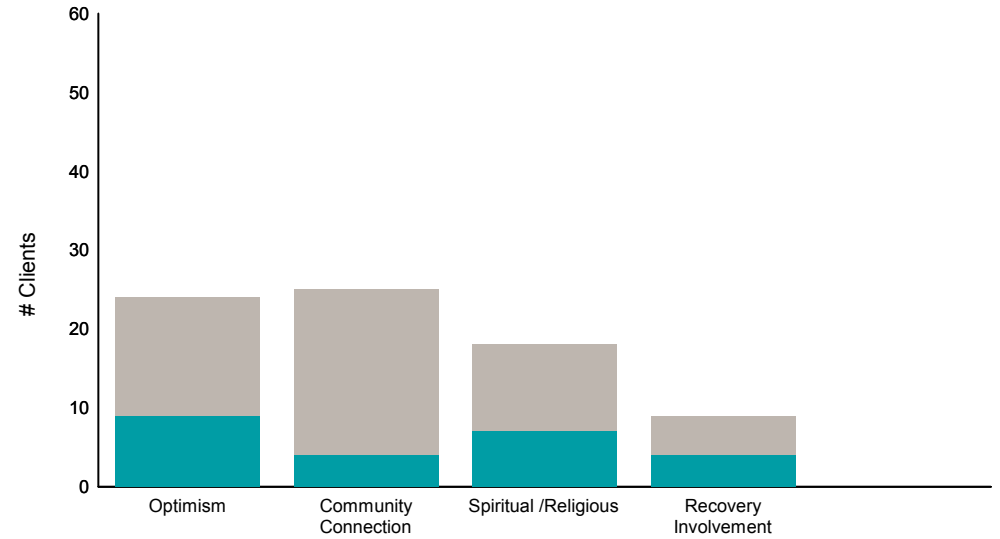
This report looks at current ANSAs to see how many clients improved on items rated 2 or 3 from the prior ANSA.

Num of episodes w/ min. 2 ANSAs: 57 Average days between ANSAs: 378.1 % clients improved on min. 30% of actionable items: **54% (= 30/56)**

Behavioral Health Domain

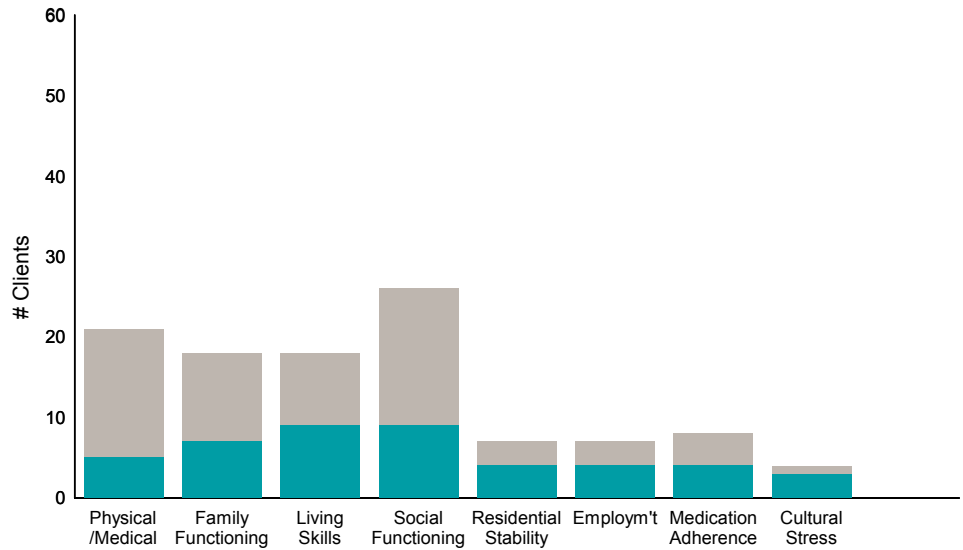


Strengths

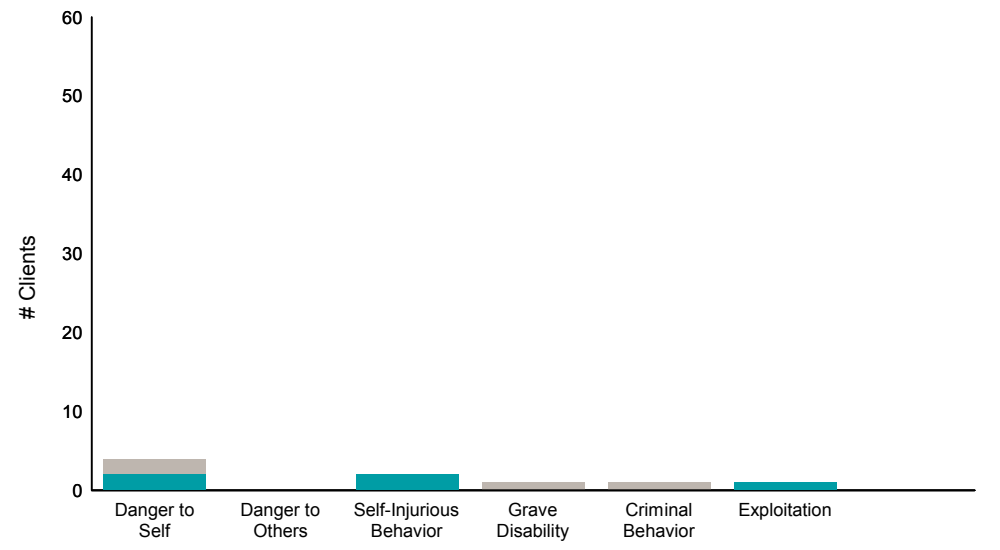


Item	% improvement
Psychosis	14% (4/28)
Depression	19% (5/27)
Anxiety	31% (11/35)
Adjustment to Trauma	32% (6/19)
Impulse Control	54% (7/13)
Interpersonal Problems	33% (4/12)
Substance Use	36% (4/11)
Optimism	38% (9/24)
Community Connection	16% (4/25)
Spiritual /Religious	39% (7/18)
Recovery Involvement	44% (4/9)

Life Domain Functioning



Risk Behaviors



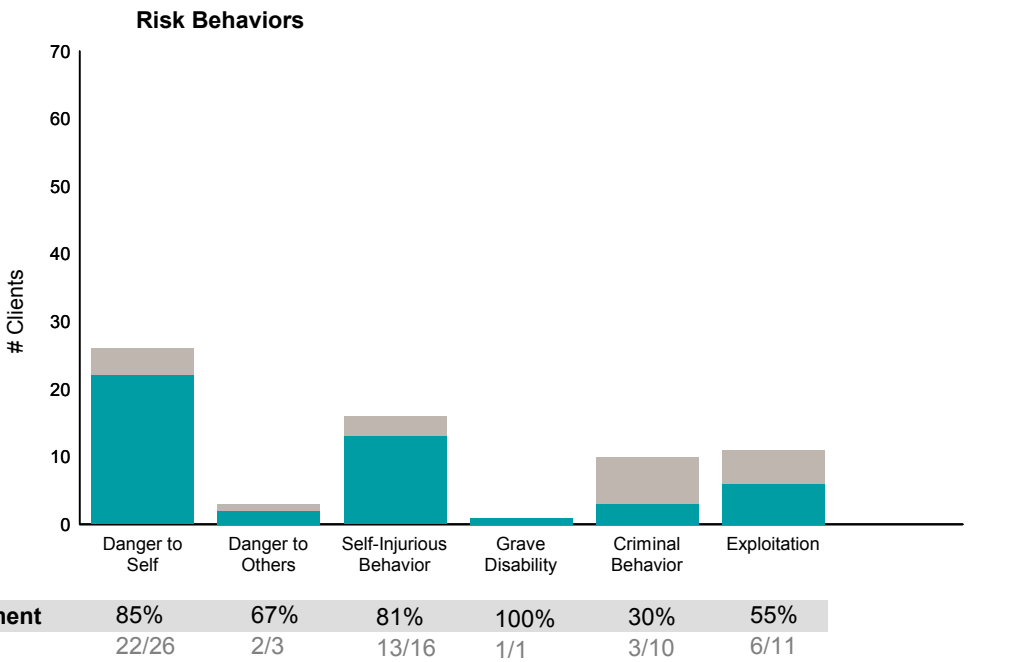
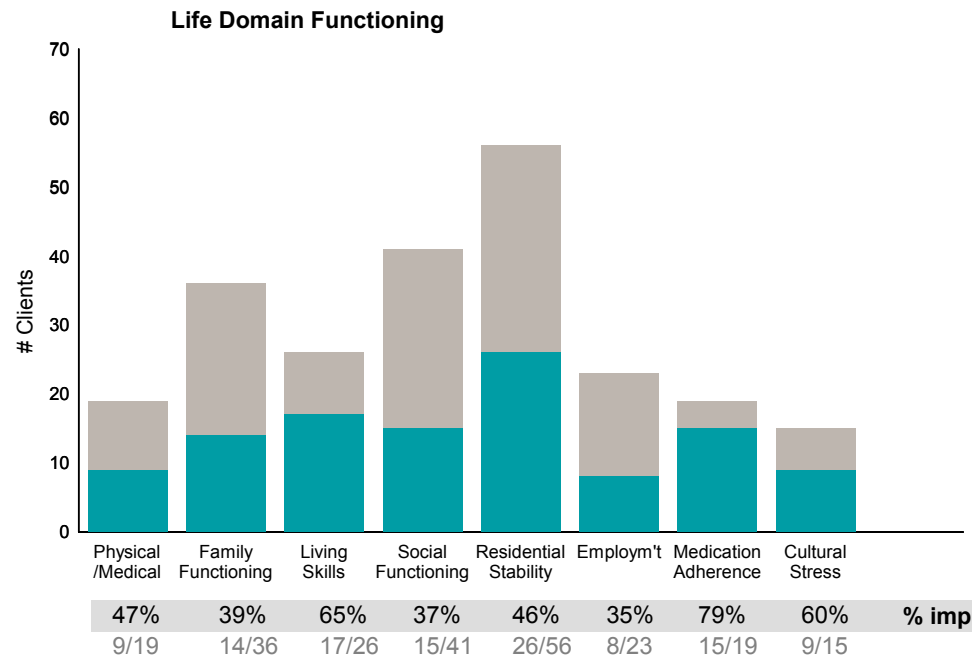
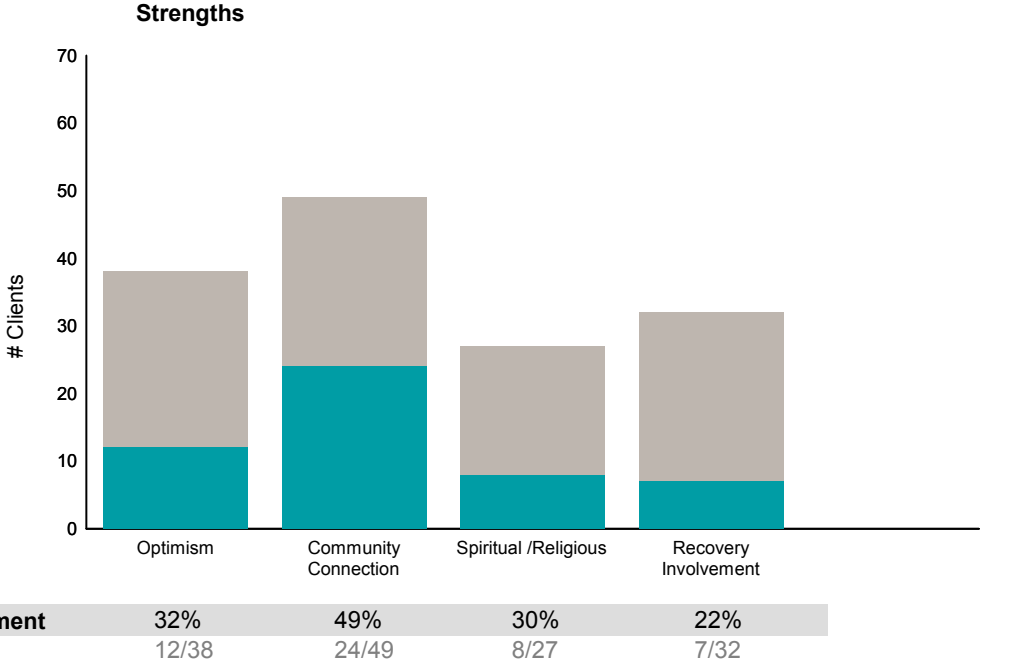
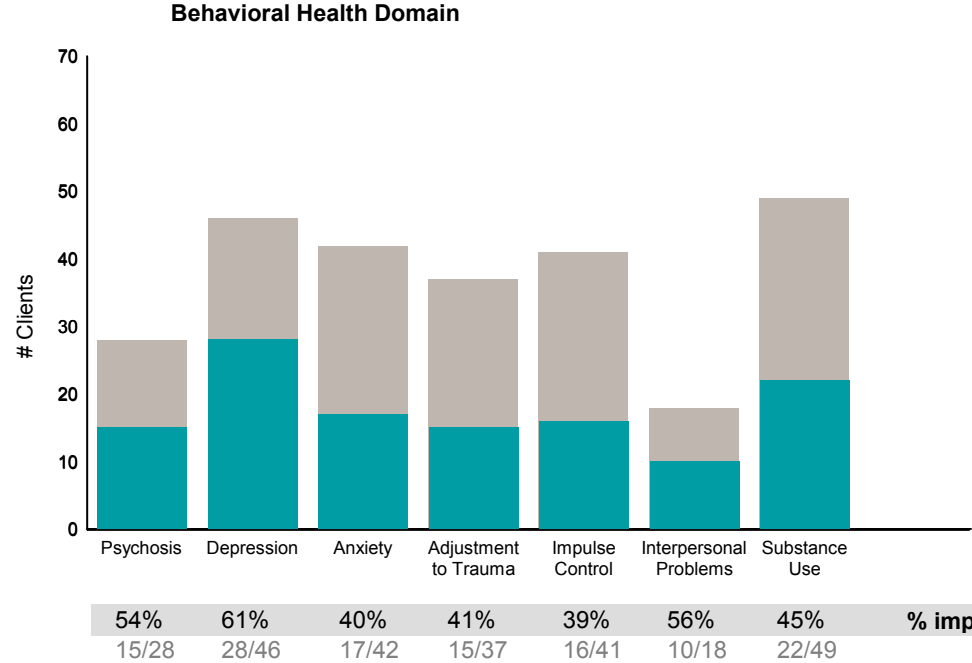
Item	% improvement
Physical /Medical	24% (5/21)
Family Functioning	39% (7/18)
Living Skills	50% (9/18)
Social Functioning	35% (9/26)
Residential Stability	57% (4/7)
Employm't	57% (4/7)
Medication Adherence	50% (4/8)
Cultural Stress	75% (3/4)
Danger to Self	50% (2/4)
Danger to Others	0% (0/0)
Self-Injurious Behavior	100% (2/2)
Grave Disability	0% (0/1)
Criminal Behavior	0% (0/1)
Exploitation	100% (1/1)

This report reflects data from 7/1/2015 - 6/30/2016

FY15-16 Objective A.2 ANSA Outcomes Item-Level Report
Cortland House Residential Prog (38631)

Didn't Improve
 Improved
 This report looks at current ANSAs to see how many clients improved on items rated 2 or 3 from the prior ANSA.

Num of episodes w/ min. 2 ANSAs: **64** Average days between ANSAs: **54.3** % clients improved on min. 30% of actionable items: **73% (= 47/64)**



This report reflects data from 7/1/2015 - 6/30/2016

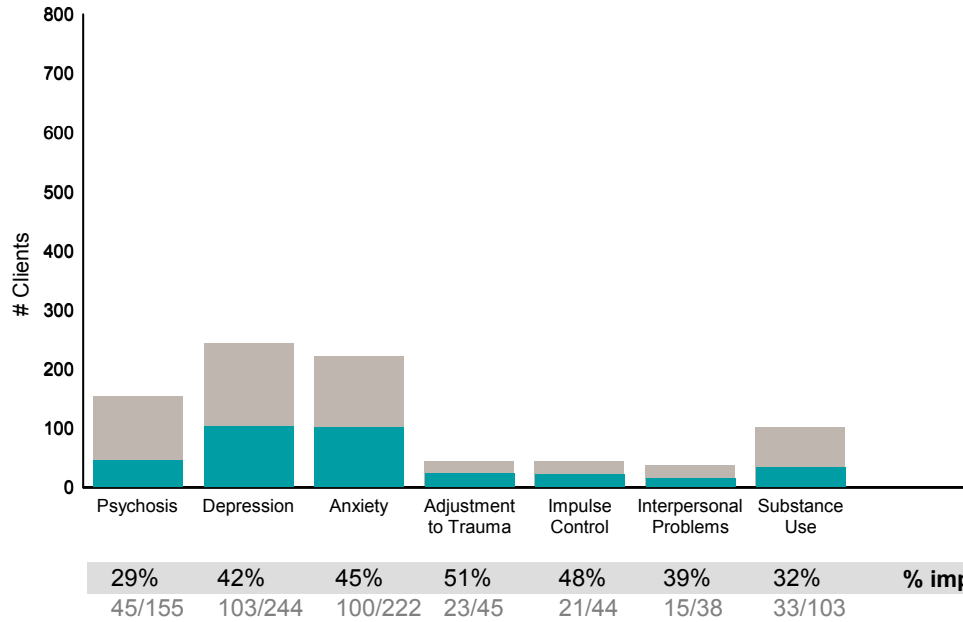


Didn't Improve
 Improved

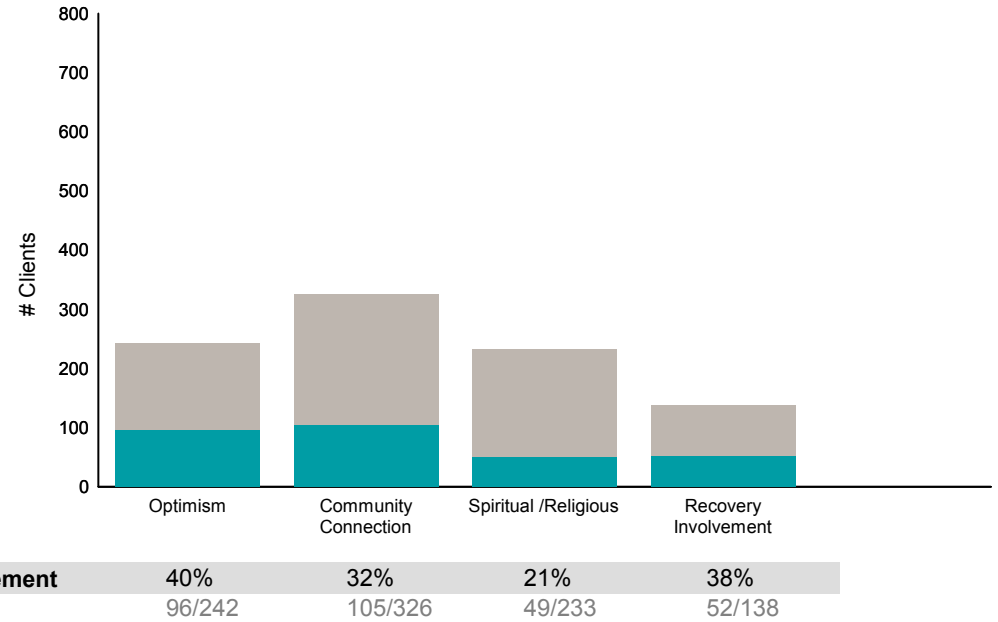
This report looks at current ANSAs to see how many clients improved on items rated 2 or 3 from the prior ANSA.

Num of episodes w/ min. 2 ANSAs: 773 Average days between ANSAs: 334.1 % clients improved on min. 30% of actionable items: **54% (= 347/638)**

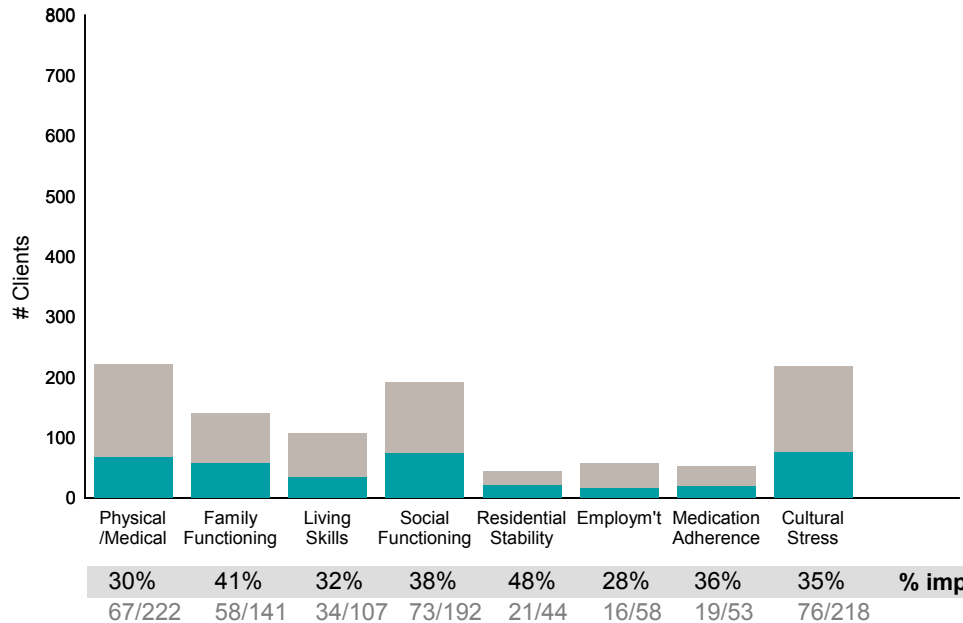
Behavioral Health Domain



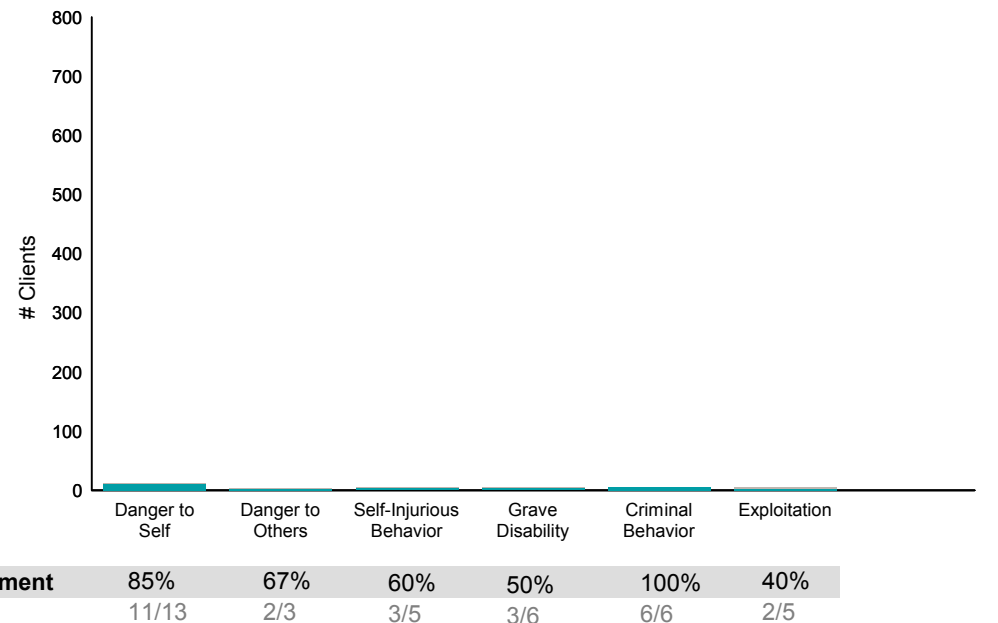
Strengths



Life Domain Functioning



Risk Behaviors



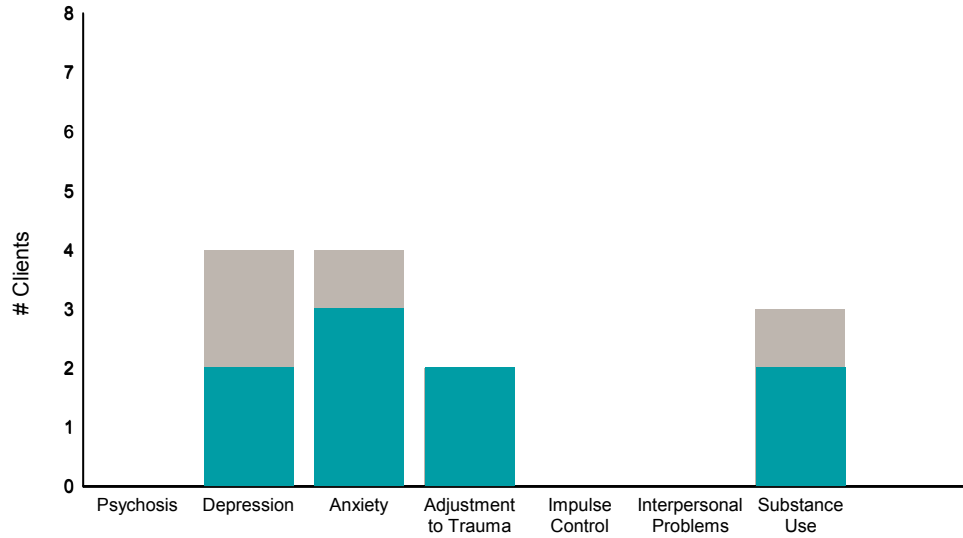
FY15-16 Objective A.2 ANSA Outcomes Item-Level Report
Curry Senior Center Behavioral H(38ISBH)

Didn't Improve
 Improved

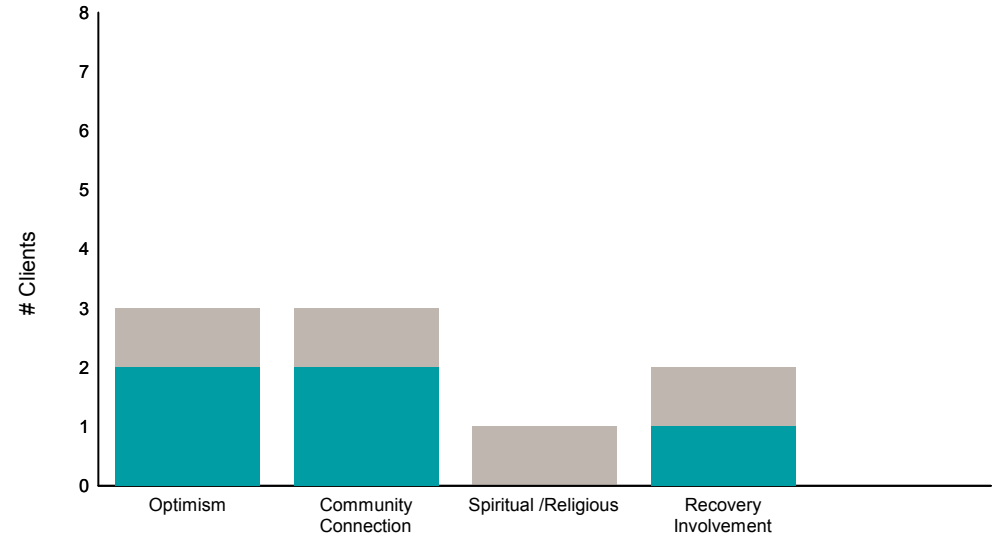
This report looks at current ANSAs to see how many clients improved on items rated 2 or 3 from the prior ANSA.

Num of episodes w/ min. 2 ANSAs: 8 Average days between ANSAs: 333.0 % clients improved on min. 30% of actionable items: **88% (= 7/8)**

Behavioral Health Domain

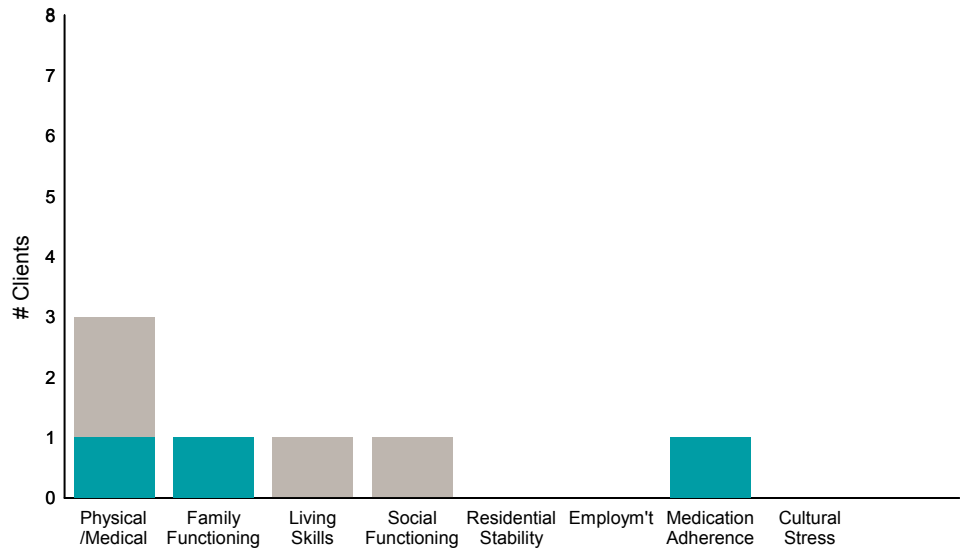


Strengths




Item	% improvement
Psychosis	0% (0/0)
Depression	50% (2/4)
Anxiety	75% (3/4)
Adjustment to Trauma	100% (2/2)
Impulse Control	0% (0/0)
Interpersonal Problems	0% (0/0)
Substance Use	67% (2/3)
Optimism	67% (2/3)
Community Connection	67% (2/3)
Spiritual /Religious	0% (0/1)
Recovery Involvement	50% (1/2)

Life Domain Functioning



Risk Behaviors



Item	% improvement
Physical /Medical	33% (1/3)
Family Functioning	100% (1/1)
Living Skills	0% (0/1)
Social Functioning	0% (0/1)
Residential Stability	0% (0/0)
Employ'm't	0% (0/0)
Medication Adherence	100% (1/1)
Cultural Stress	0% (0/0)
Danger to Self	100% (1/1)
Danger to Others	0% (0/0)
Self-Injurious Behavior	0% (0/0)
Grave Disability	0% (0/0)
Criminal Behavior	0% (0/0)
Exploitation	0% (0/0)

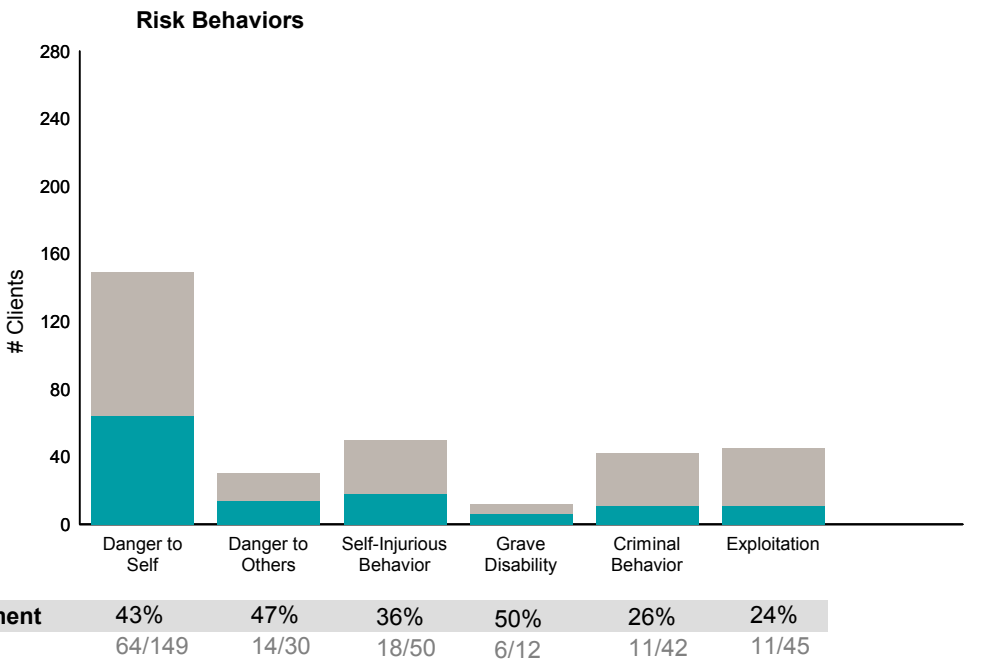
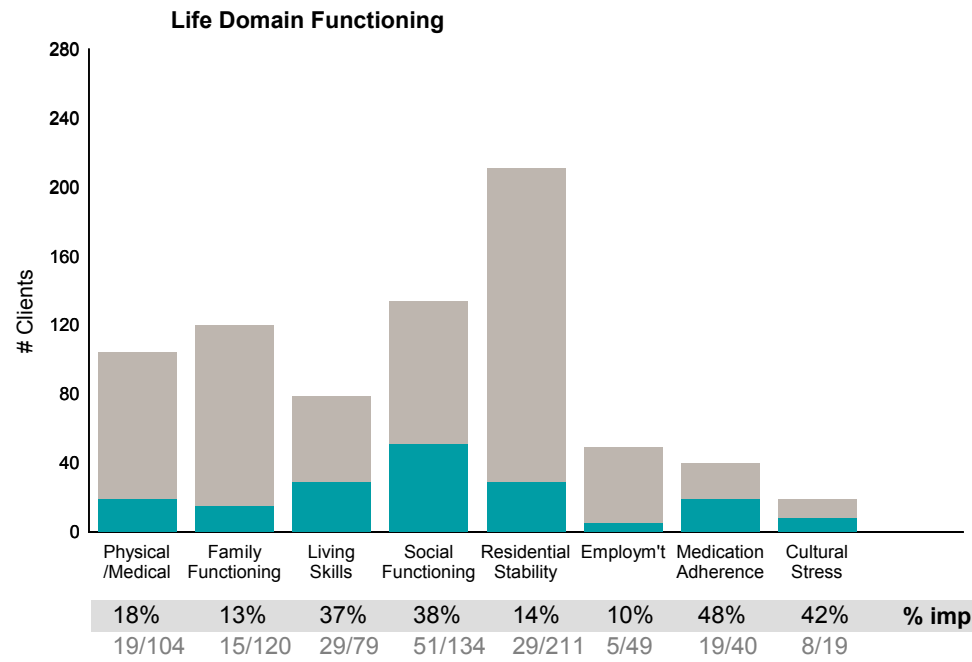
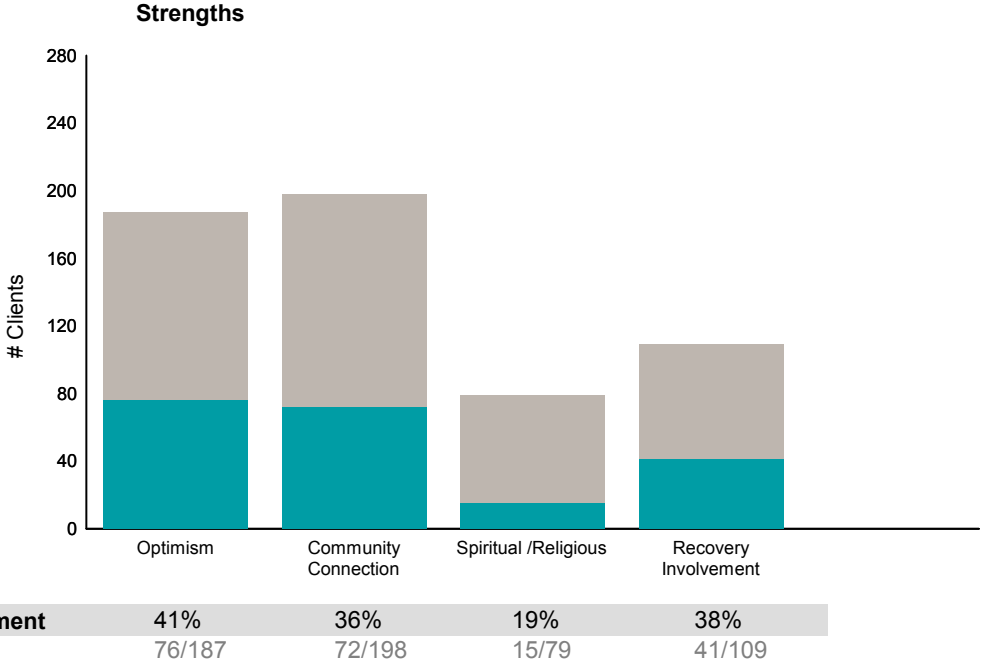
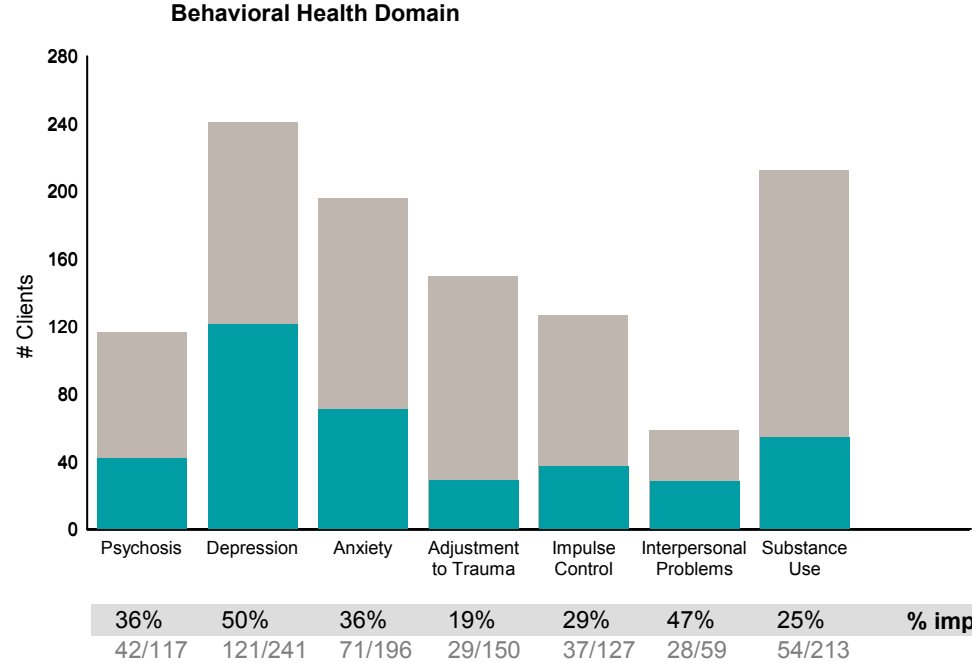
This report reflects data from 7/1/2015 - 6/30/2016



FY15-16 Objective A.2 ANSA Outcomes Item-Level Report
Dore House Crisis Res & OP (38GM3 & 38GM1)

Didn't Improve
 Improved
 This report looks at current ANSAs to see how many clients improved on items rated 2 or 3 from the prior ANSA.

Num of episodes w/ min. 2 ANSAs: 267 Average days between ANSAs: 15.9 % clients improved on min. 30% of actionable items: **53% (= 142/267)**



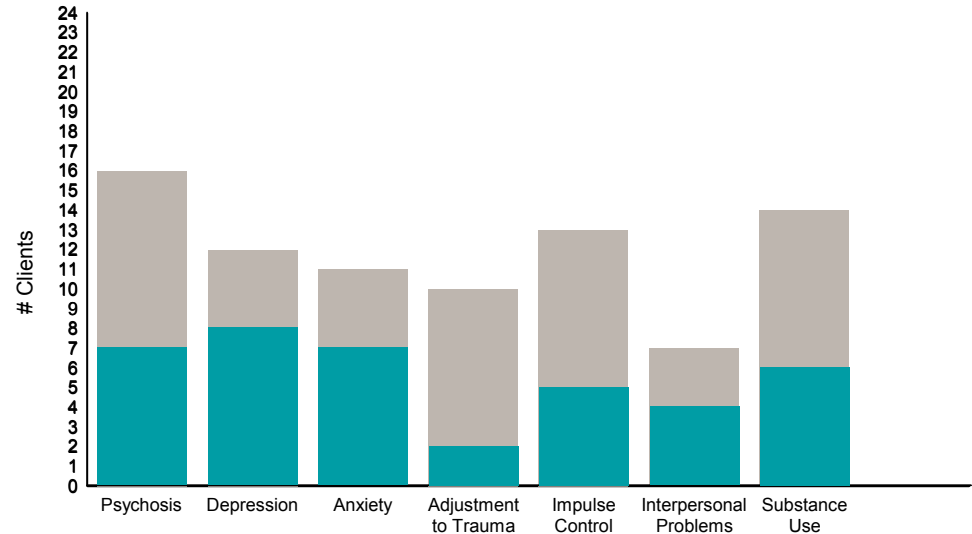
This report reflects data from 7/1/2015 - 6/30/2016



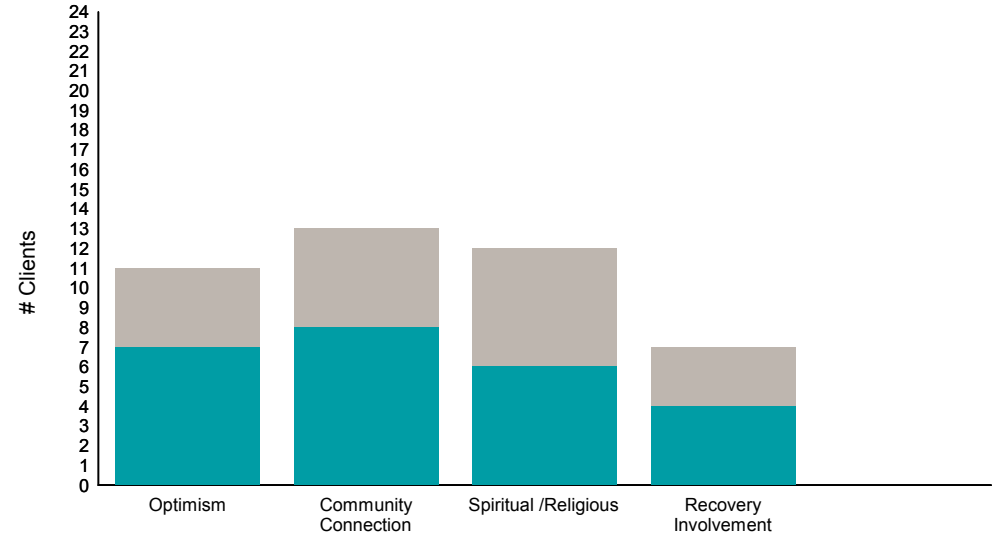
Didn't Improve
 Improved
 This report looks at current ANSAs to see how many clients improved on items rated 2 or 3 from the prior ANSA.

Num of episodes w/ min. 2 ANSAs: 24 Average days between ANSAs: 143.6 % clients improved on min. 30% of actionable items: **79% (= 19/24)**

Behavioral Health Domain

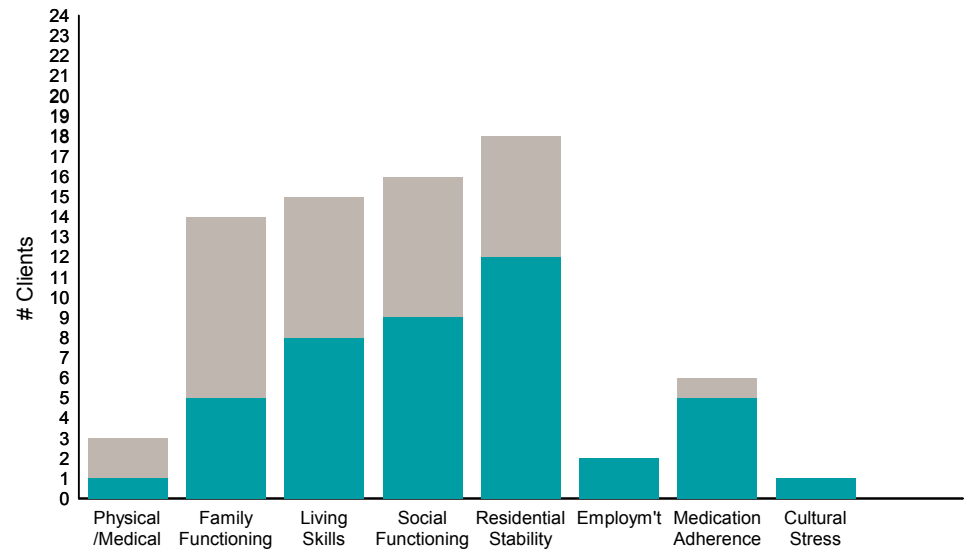


Strengths

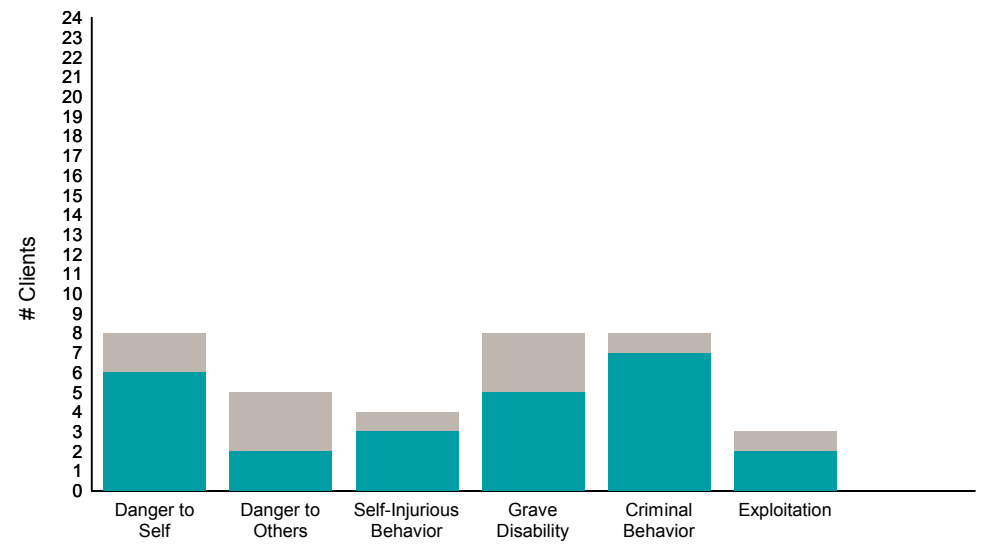


Item	% improvement
Psychosis	44% (7/16)
Depression	67% (8/12)
Anxiety	64% (7/11)
Adjustment to Trauma	20% (2/10)
Impulse Control	38% (5/13)
Interpersonal Problems	57% (4/7)
Substance Use	43% (6/14)
Optimism	64% (7/11)
Community Connection	62% (8/13)
Spiritual /Religious	50% (6/12)
Recovery Involvement	57% (4/7)

Life Domain Functioning



Risk Behaviors



Item	% improvement
Physical /Medical	33% (1/3)
Family Functioning	36% (5/14)
Living Skills	53% (8/15)
Social Functioning	56% (9/16)
Residential Stability	67% (12/18)
Employ'm't	100% (2/2)
Medication Adherence	83% (5/6)
Cultural Stress	100% (1/1)
Danger to Self	75% (6/8)
Danger to Others	40% (2/5)
Self-Injurious Behavior	75% (3/4)
Grave Disability	63% (5/8)
Criminal Behavior	88% (7/8)
Exploitation	67% (2/3)

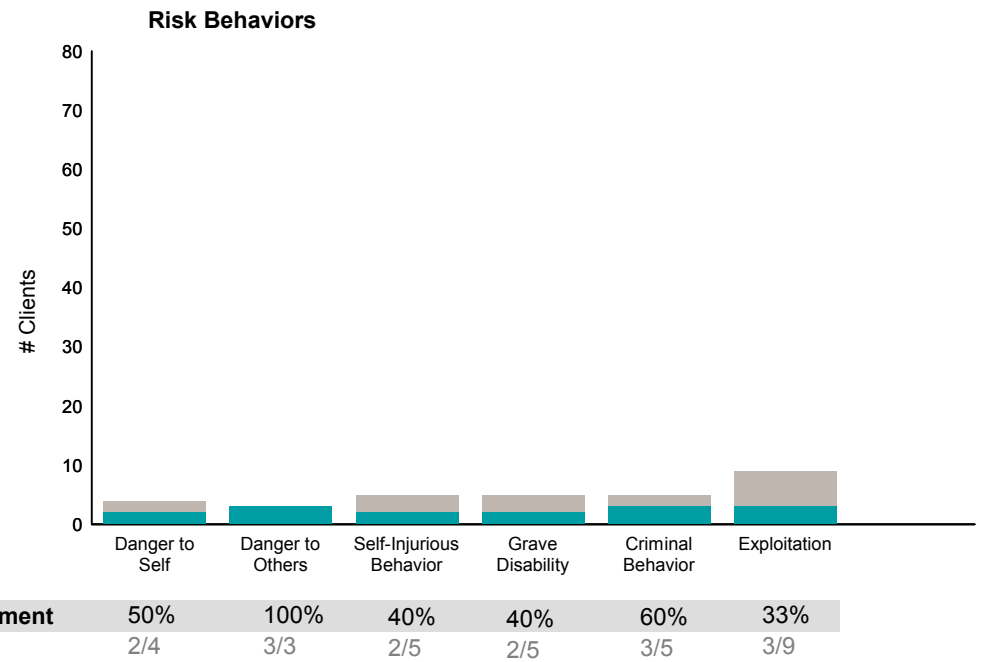
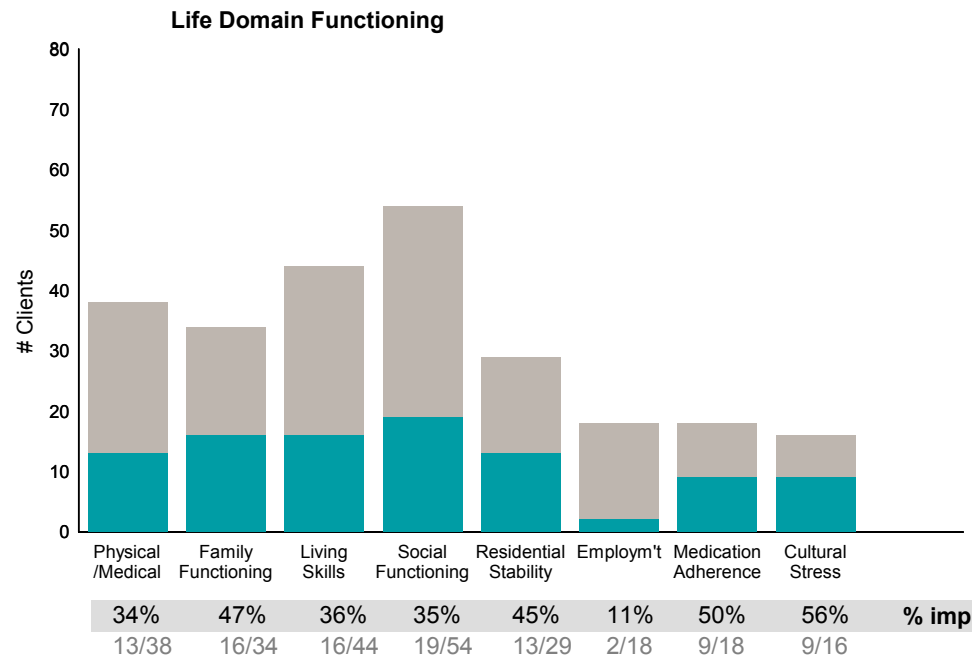
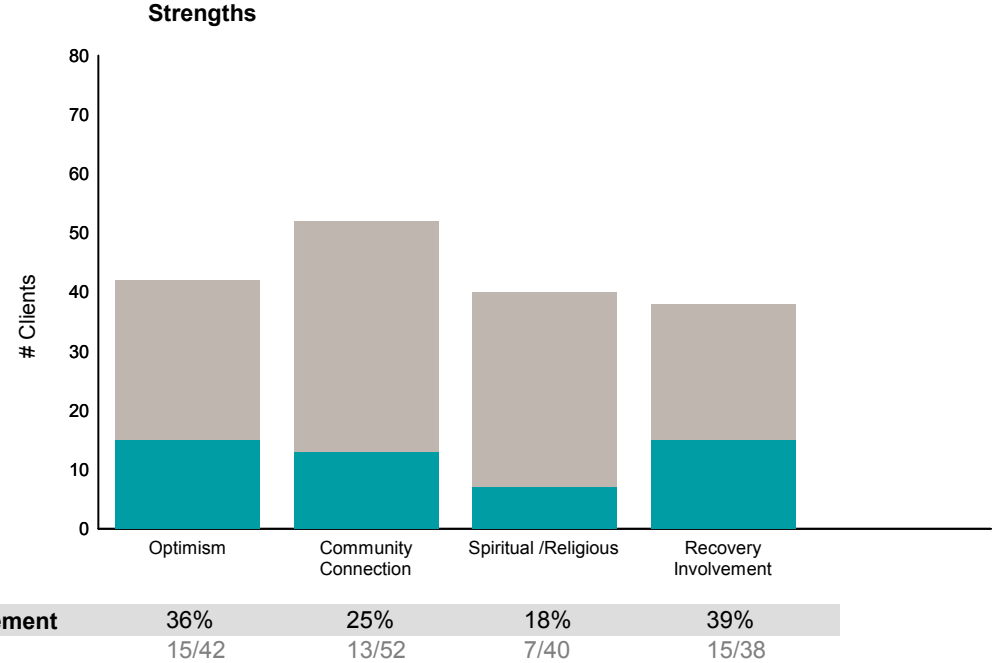
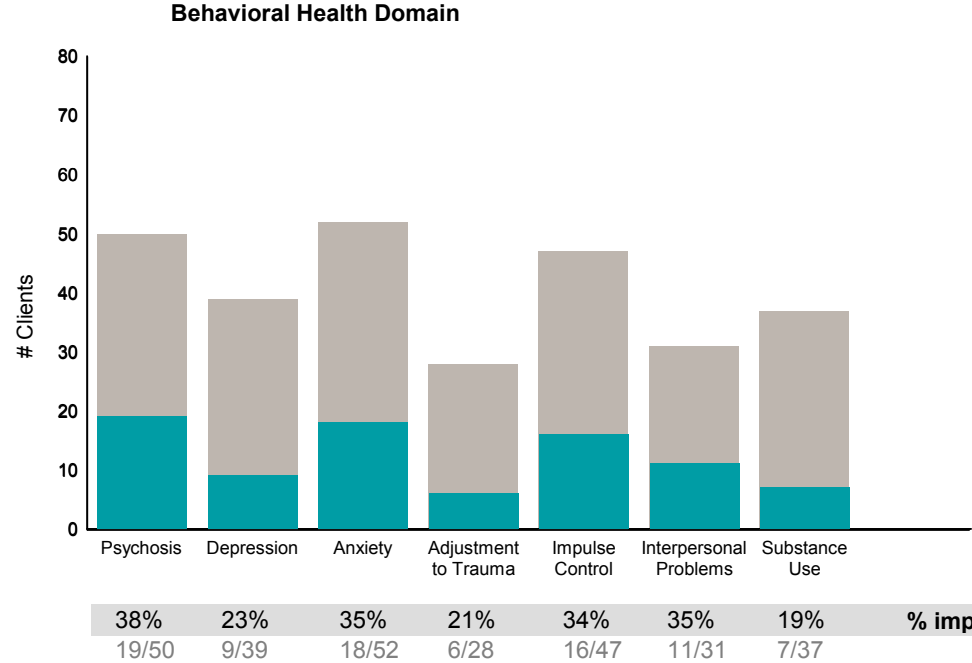
This report reflects data from 7/1/2015 - 6/30/2016



FY15-16 Objective A.2 ANSA Outcomes Item-Level Report
FSA Adult Care Management (3822OP)

Didn't Improve
 Improved
 This report looks at current ANSAs to see how many clients improved on items rated 2 or 3 from the prior ANSA.

Num of episodes w/ min. 2 ANSAs: **74** Average days between ANSAs: **310.0** % clients improved on min. 30% of actionable items: **49% (= 36/74)**



This report reflects data from 7/1/2015 - 6/30/2016

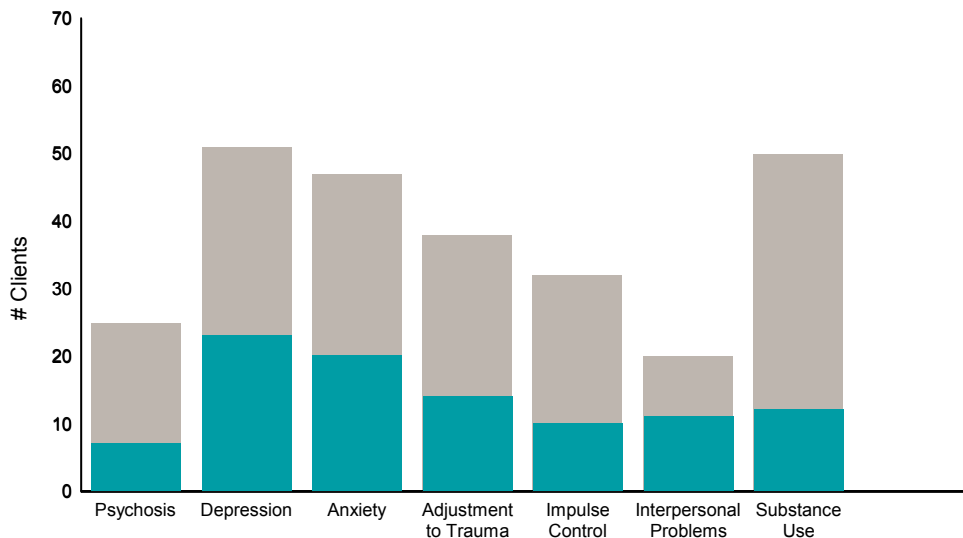


FY15-16 Objective A.2 ANSA Outcomes Item-Level Report
FSA Adult FSP Outpatient MHSA (3822A3)

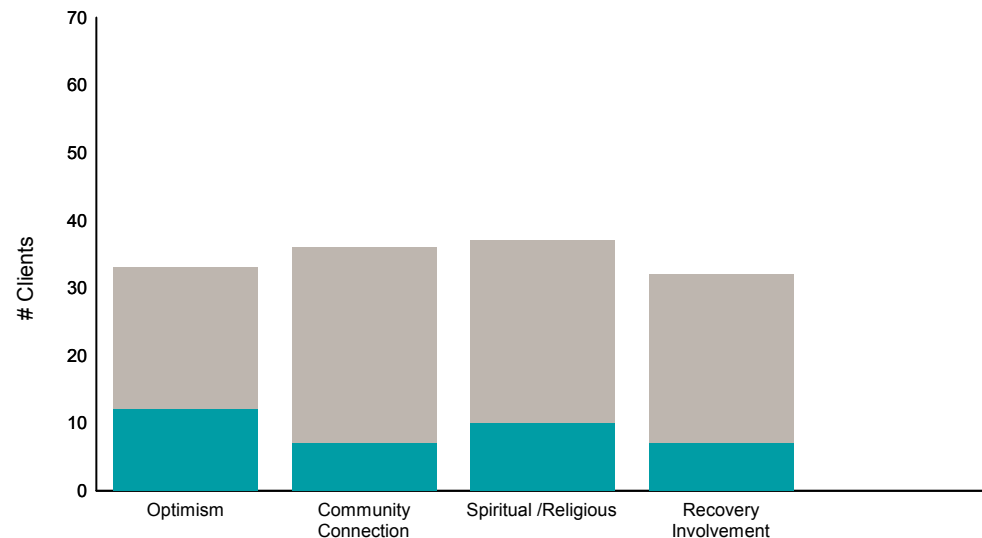
Didn't Improve
 Improved
 This report looks at current ANSAs to see how many clients improved on items rated 2 or 3 from the prior ANSA.

Num of episodes w/ min. 2 ANSAs: **69** Average days between ANSAs: **287.5** % clients improved on min. 30% of actionable items: **55% (= 38/69)**

Behavioral Health Domain

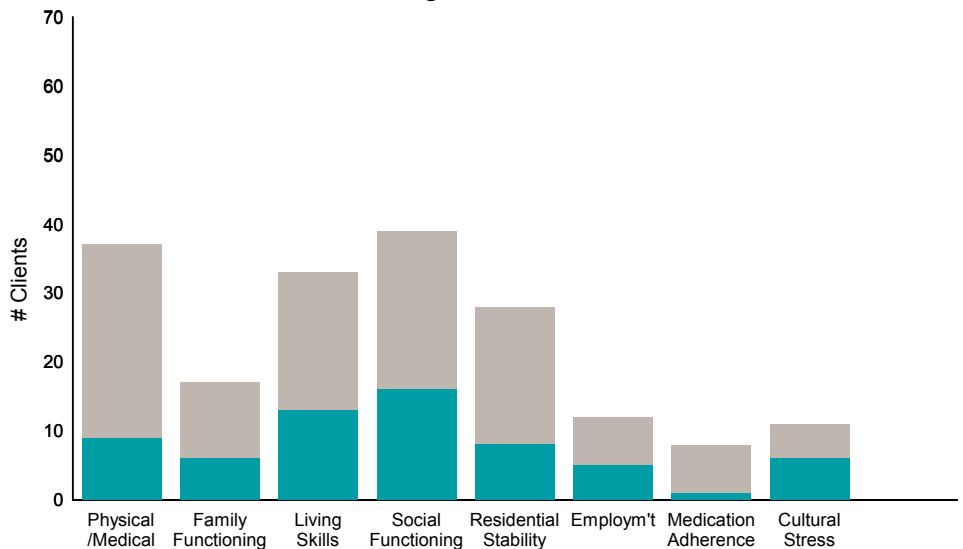


Strengths

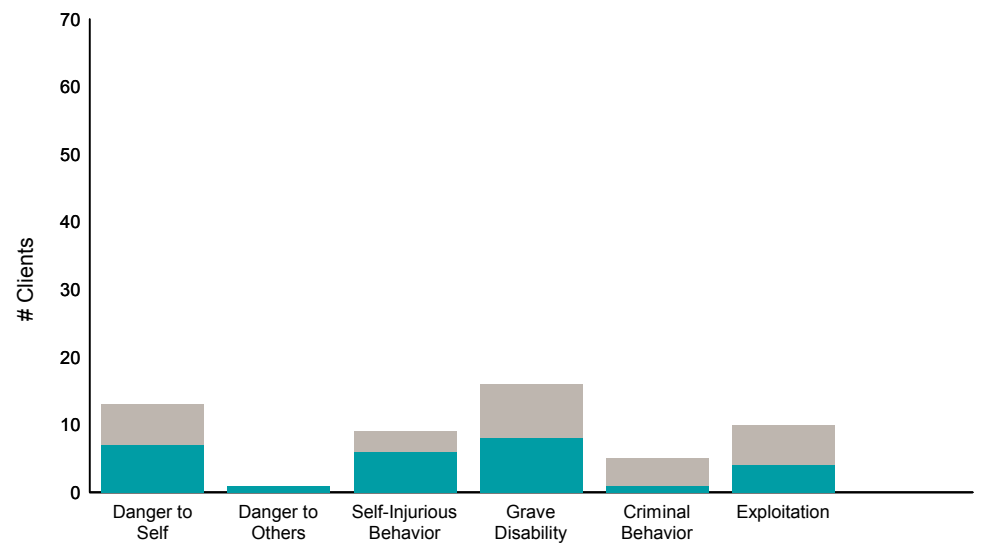


Item	% improvement
Psychosis	28% (7/25)
Depression	45% (23/51)
Anxiety	43% (20/47)
Adjustment to Trauma	37% (14/38)
Impulse Control	31% (10/32)
Interpersonal Problems	55% (11/20)
Substance Use	24% (12/50)
Optimism	36% (12/33)
Community Connection	19% (7/36)
Spiritual /Religious	27% (10/37)
Recovery Involvement	22% (7/32)

Life Domain Functioning



Risk Behaviors



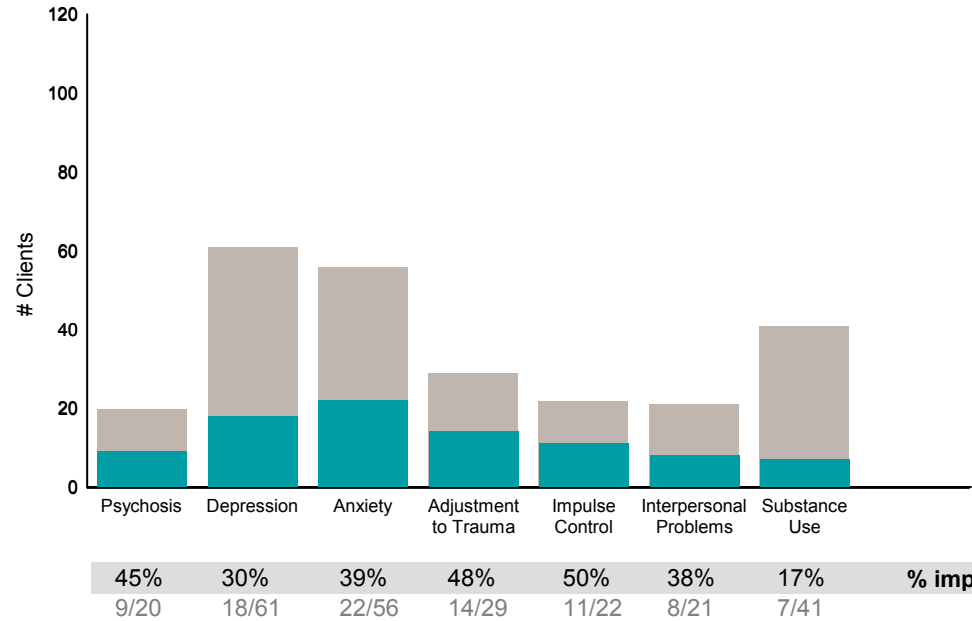
Item	% improvement
Physical /Medical	24% (9/37)
Family Functioning	35% (6/17)
Living Skills	39% (13/33)
Social Functioning	41% (16/39)
Residential Stability	29% (8/28)
Employm't	42% (5/12)
Medication Adherence	13% (1/8)
Cultural Stress	55% (6/11)
Danger to Self	54% (7/13)
Danger to Others	100% (1/1)
Self-Injurious Behavior	67% (6/9)
Grave Disability	50% (8/16)
Criminal Behavior	20% (1/5)
Exploitation	40% (4/10)

This report reflects data from 7/1/2015 - 6/30/2016

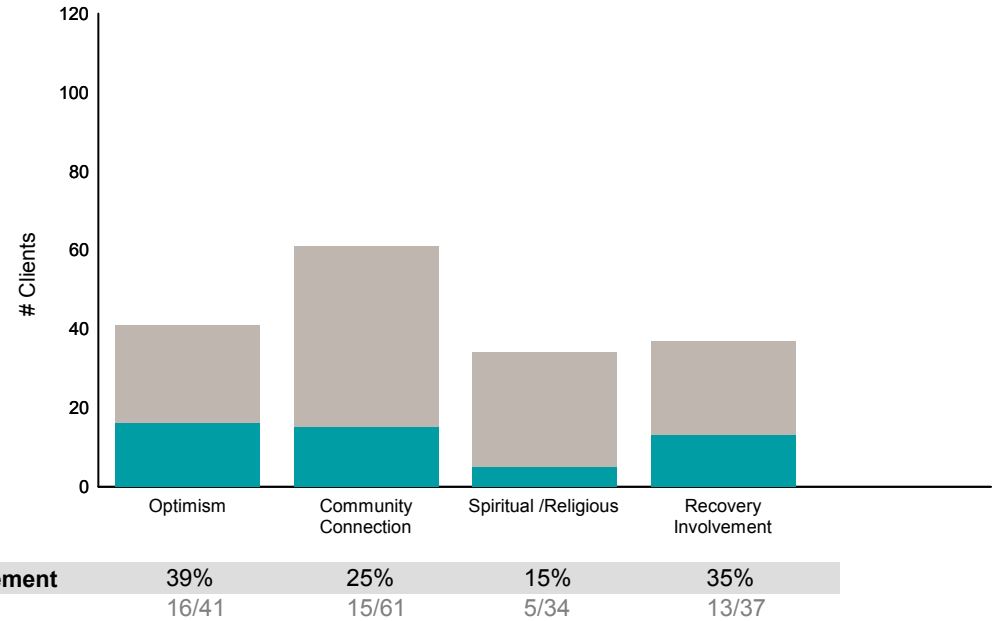
Didn't Improve
 Improved
 This report looks at current ANSAs to see how many clients improved on items rated 2 or 3 from the prior ANSA.

Num of episodes w/ min. 2 ANSAs: 111 Average days between ANSAs: 293.6 % clients improved on min. 30% of actionable items: **51% (= 55/107)**

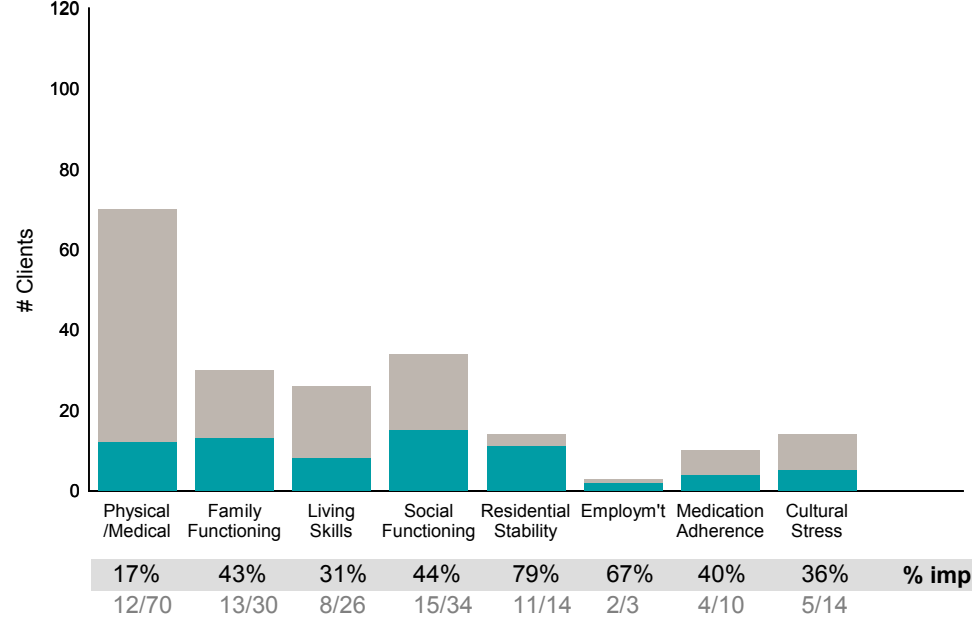
Behavioral Health Domain



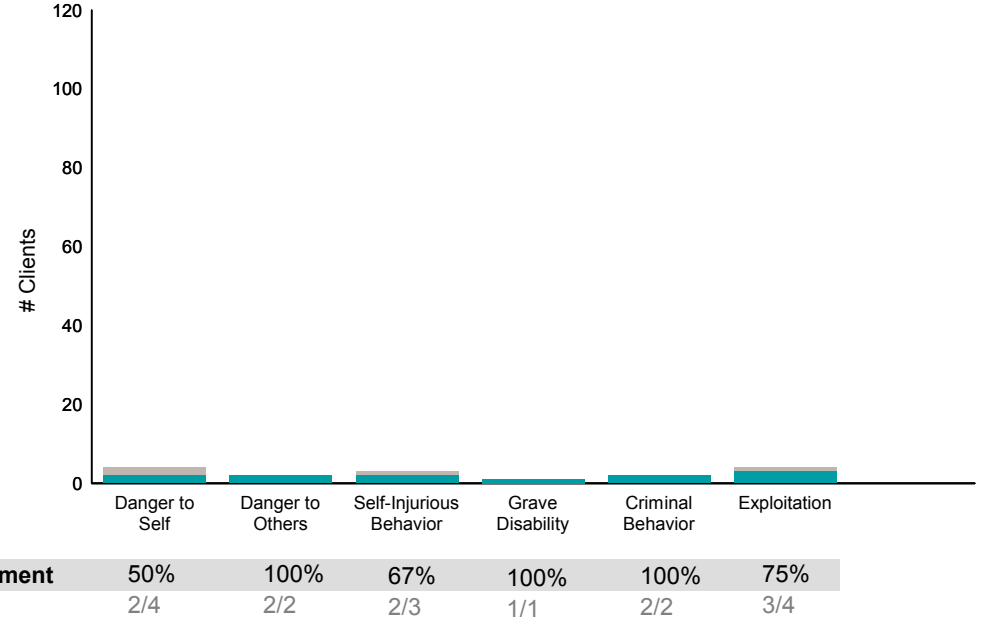
Strengths



Life Domain Functioning



Risk Behaviors



This report reflects data from 7/1/2015 - 6/30/2016

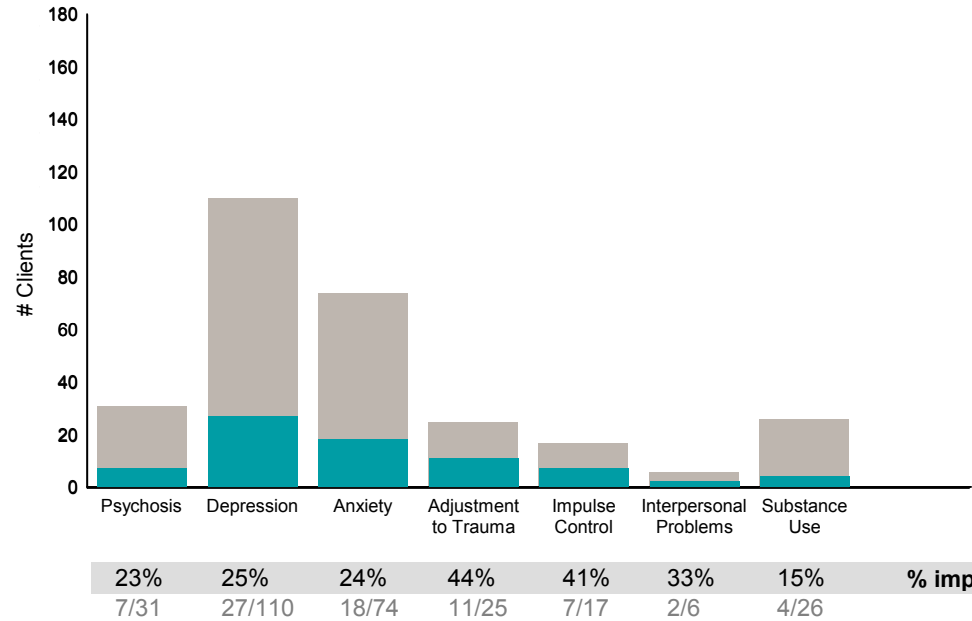


FY15-16 Objective A.2 ANSA Outcomes Item-Level Report
FSA Geriatric Services-West OP (89903)

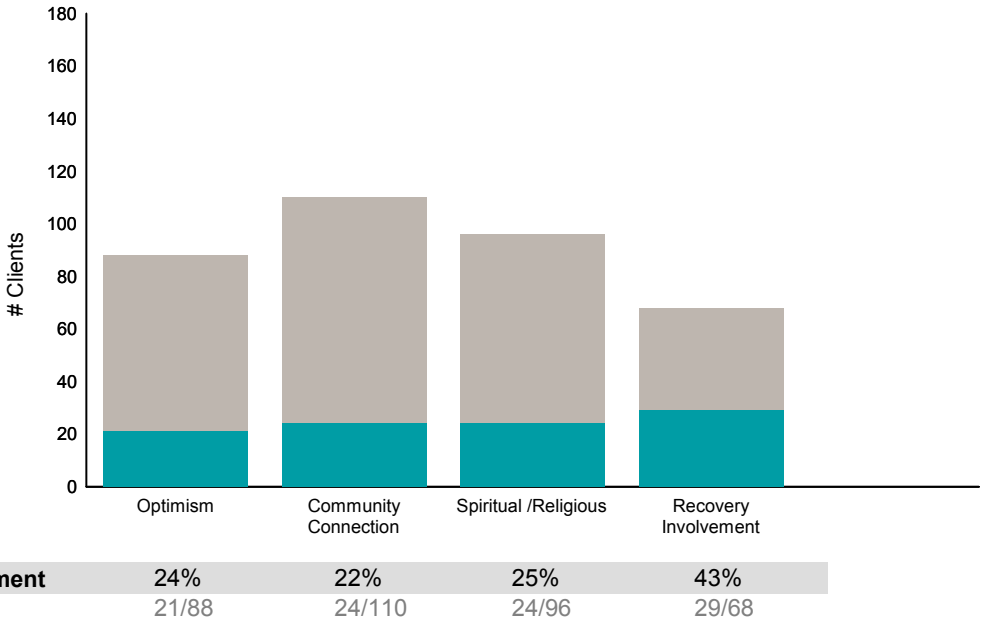
Didn't Improve
 Improved
 This report looks at current ANSAs to see how many clients improved on items rated 2 or 3 from the prior ANSA.

Num of episodes w/ min. 2 ANSAs: 175 Average days between ANSAs: 307.1 % clients improved on min. 30% of actionable items: **42% (= 72/172)**

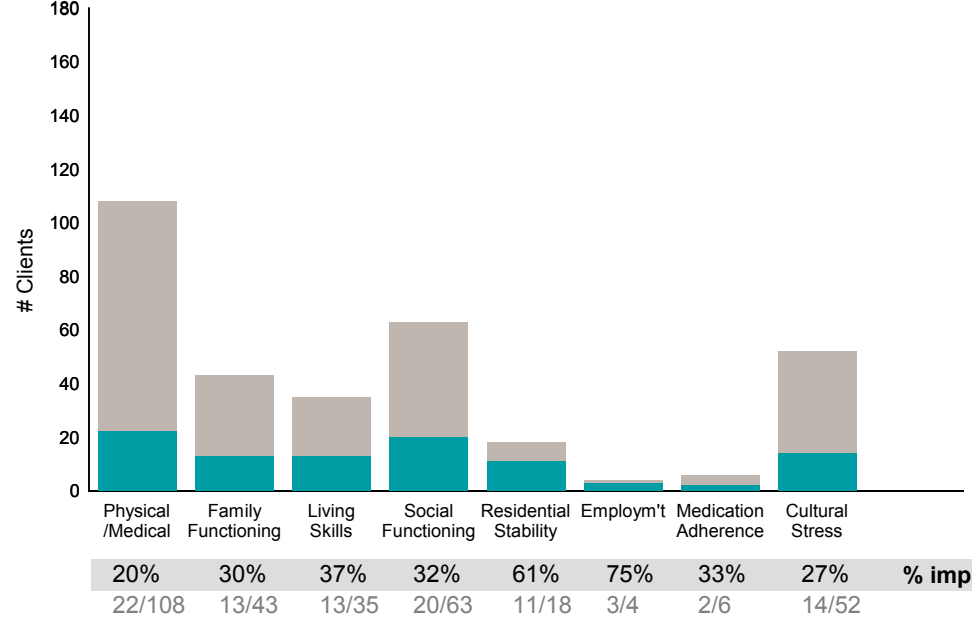
Behavioral Health Domain



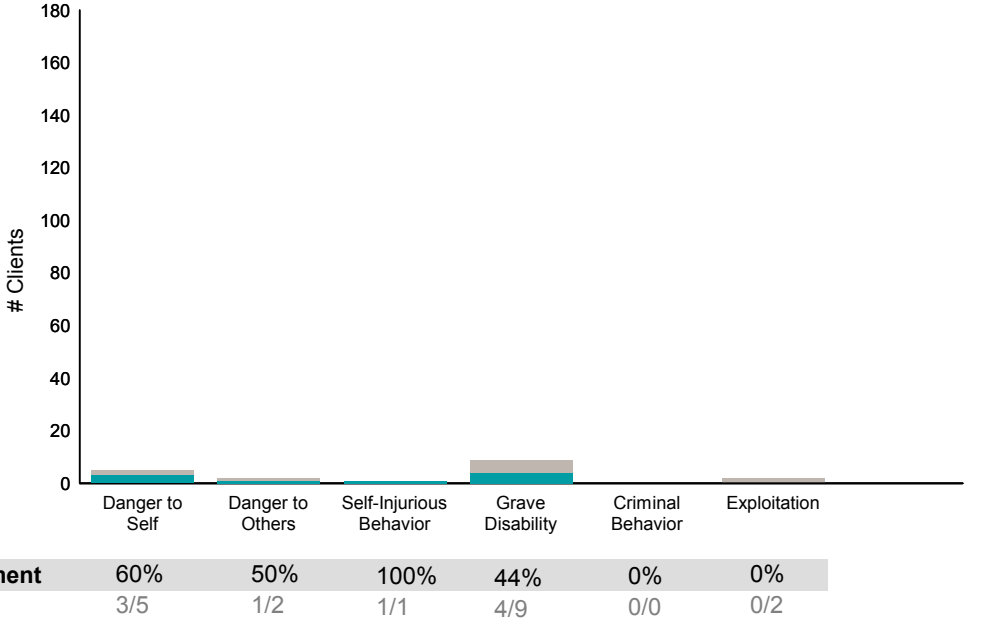
Strengths



Life Domain Functioning



Risk Behaviors



This report reflects data from 7/1/2015 - 6/30/2016

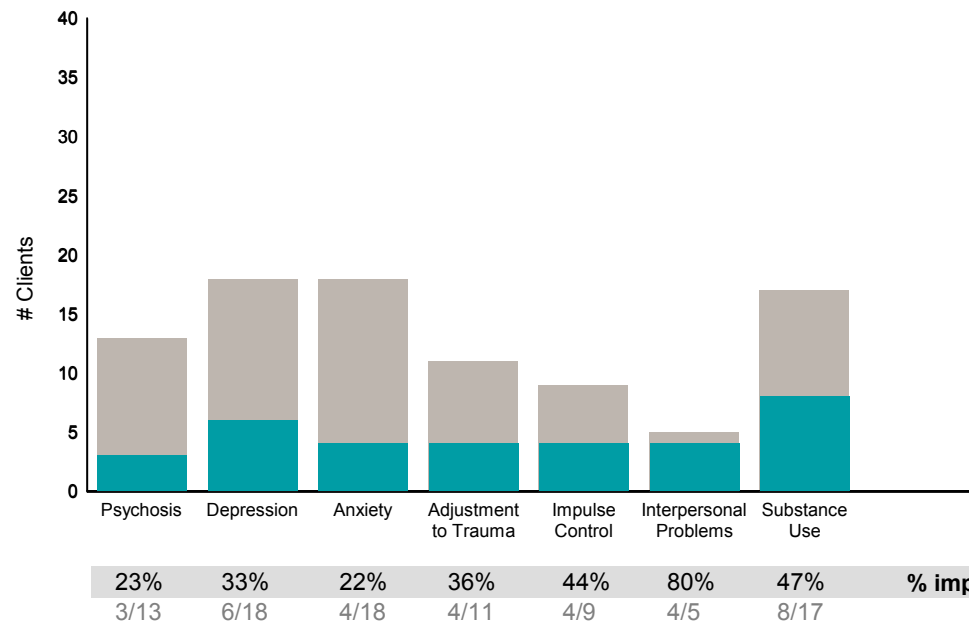


FY15-16 Objective A.2 ANSA Outcomes Item-Level Report
FSA Older Adult INT Case MGM (382213)

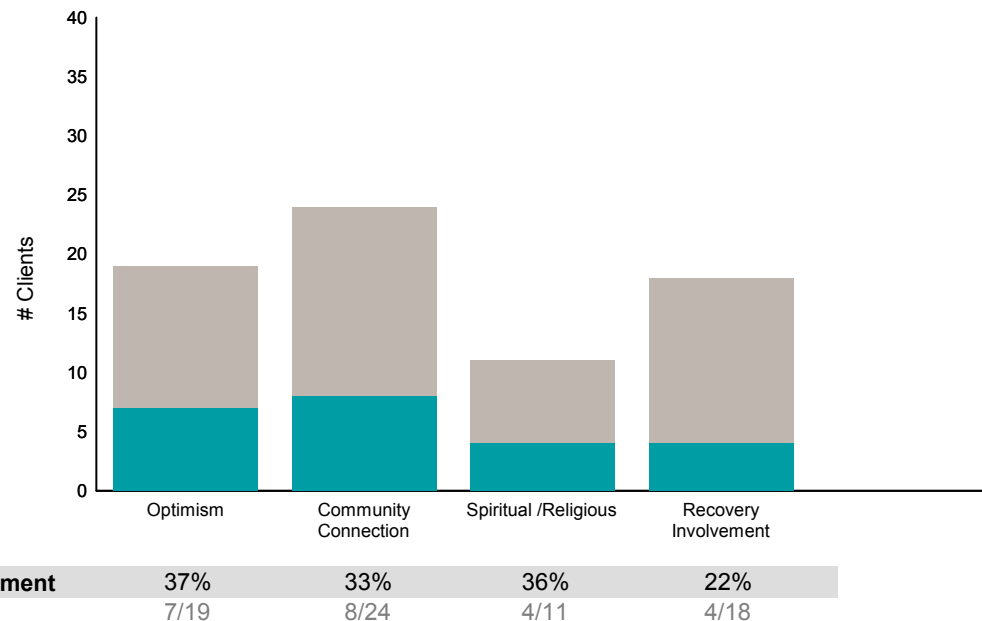
Didn't Improve
 Improved
 This report looks at current ANSAs to see how many clients improved on items rated 2 or 3 from the prior ANSA.

Num of episodes w/ min. 2 ANSAs: 39 Average days between ANSAs: 255.3 % clients improved on min. 30% of actionable items: **61% (= 23/38)**

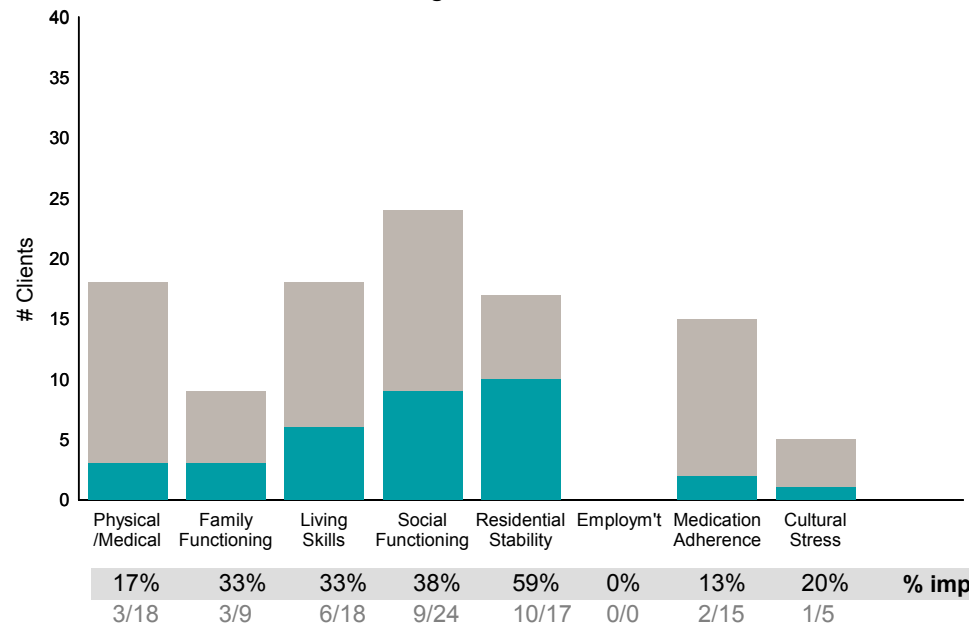
Behavioral Health Domain



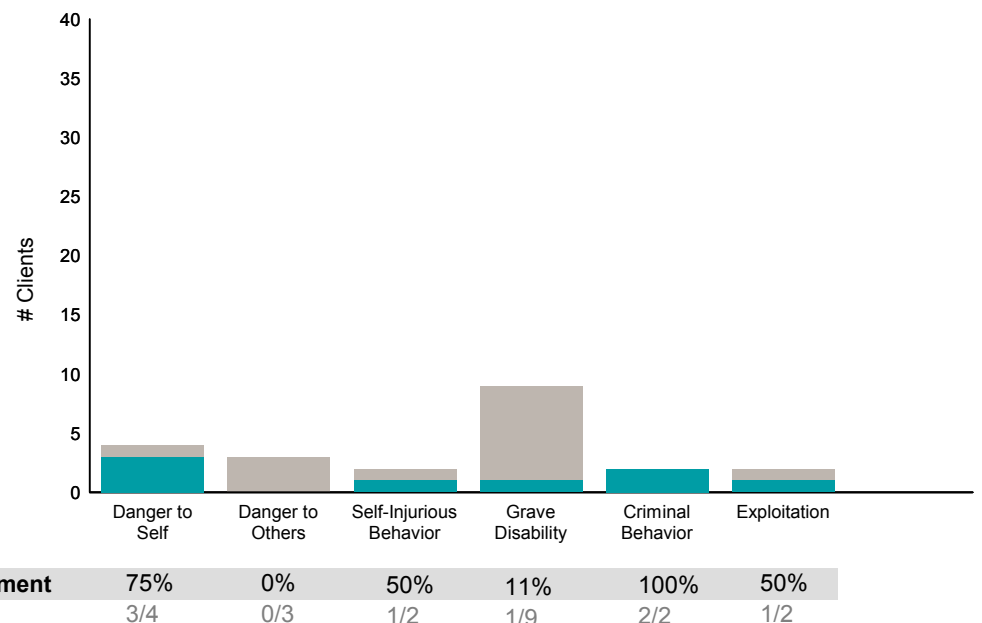
Strengths



Life Domain Functioning



Risk Behaviors



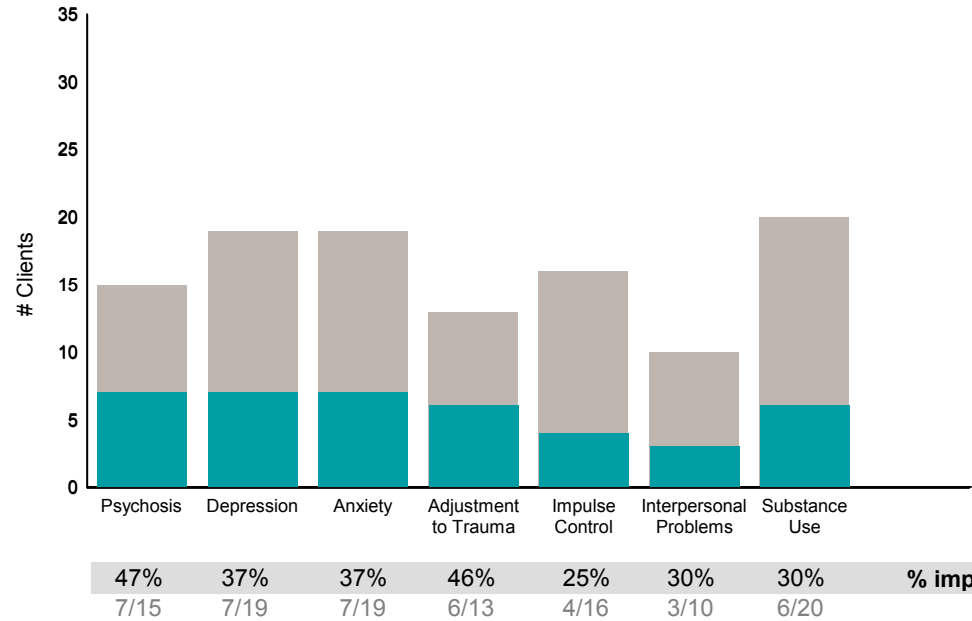
This report reflects data from 7/1/2015 - 6/30/2016

FY15-16 Objective A.2 ANSA Outcomes Item-Level Report
FSA TAY FSP Outpatient Svc (3822T3)

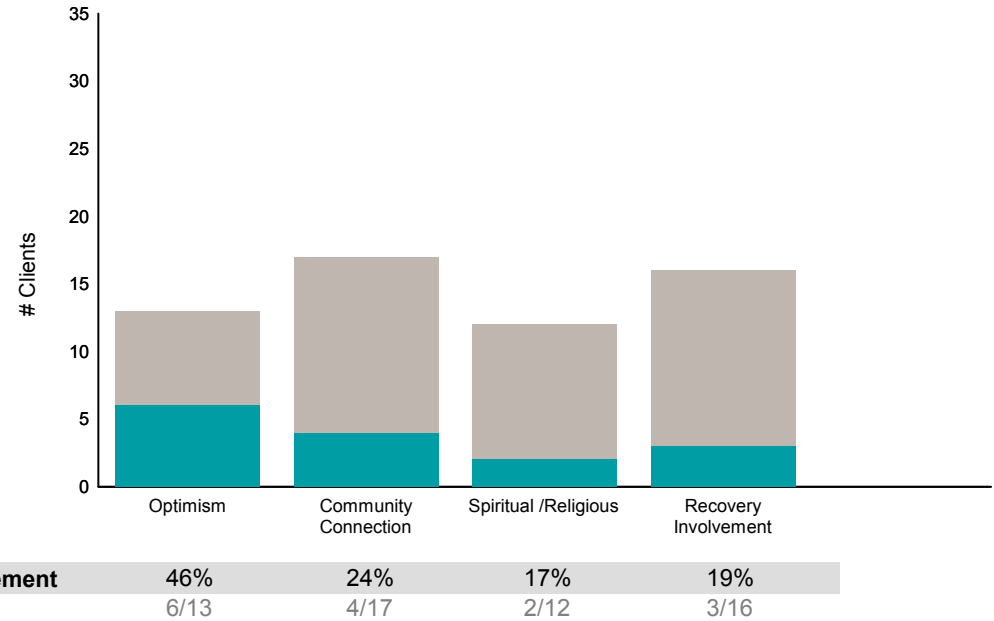
Didn't Improve
 Improved
 This report looks at current ANSAs to see how many clients improved on items rated 2 or 3 from the prior ANSA.

Num of episodes w/ min. 2 ANSAs: **33** Average days between ANSAs: **308.9** % clients improved on min. 30% of actionable items: **64% (= 21/33)**

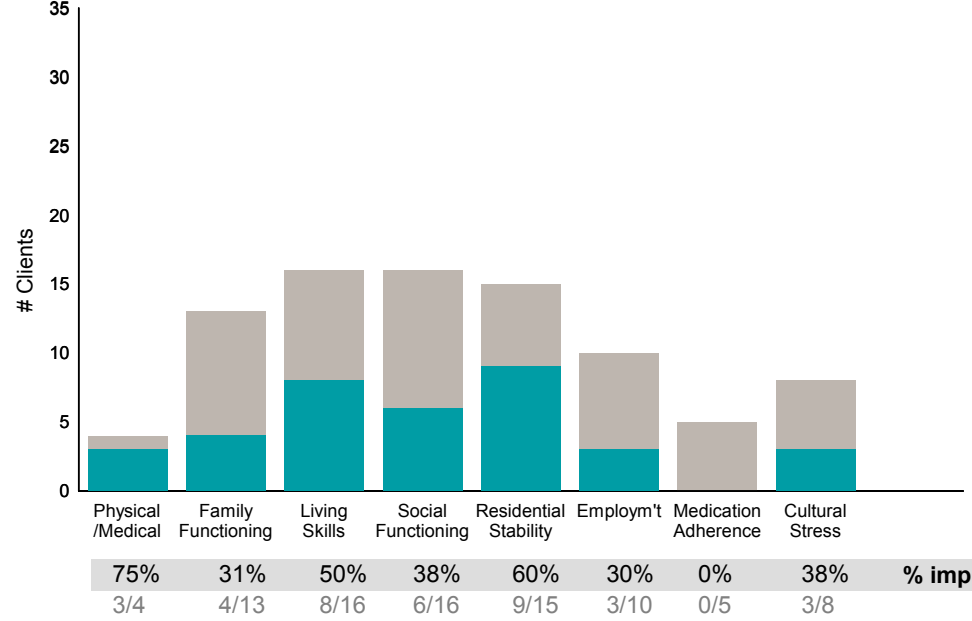
Behavioral Health Domain



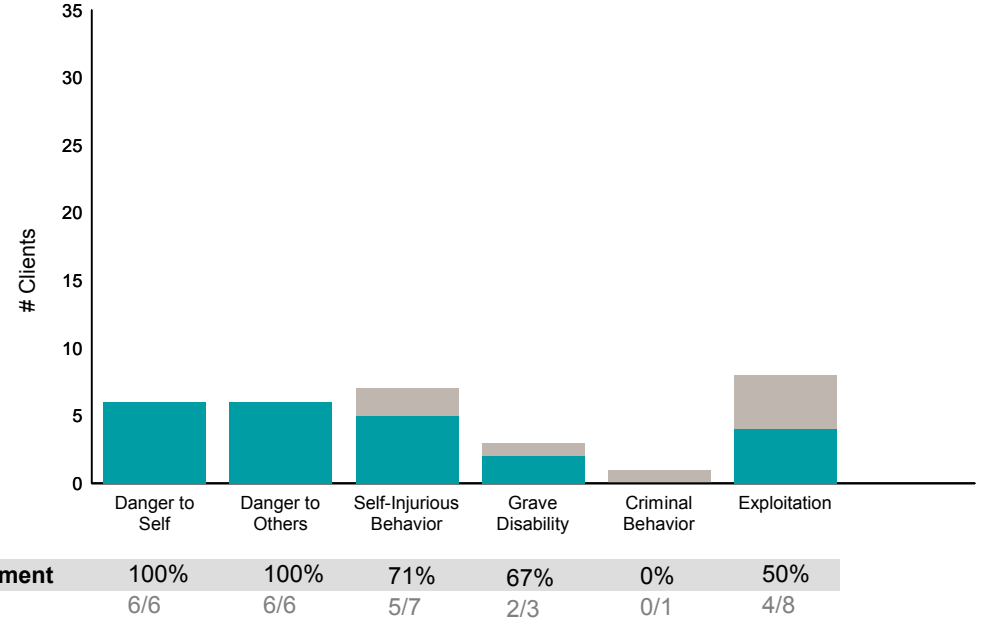
Strengths



Life Domain Functioning



Risk Behaviors



This report reflects data from 7/1/2015 - 6/30/2016

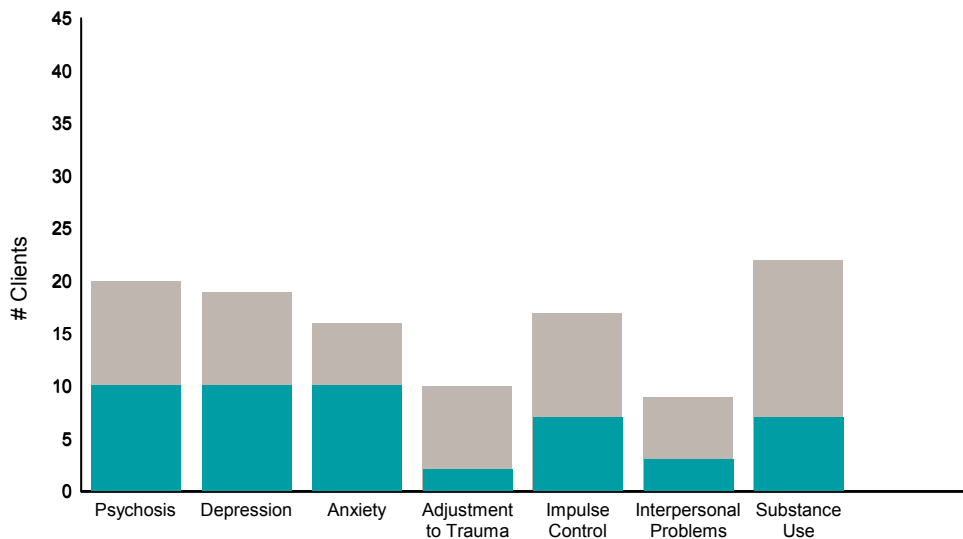


FY15-16 Objective A.2 ANSA Outcomes Item-Level Report
FSASF Older Adult FSP (38JWFSP)

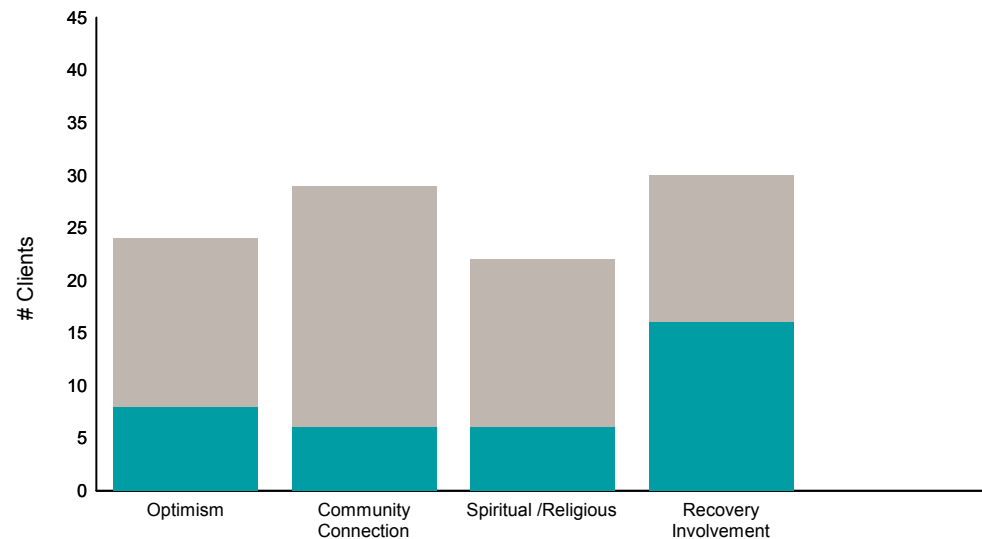
Didn't Improve
 Improved
 This report looks at current ANSAs to see how many clients improved on items rated 2 or 3 from the prior ANSA.

Num of episodes w/ min. 2 ANSAs: **42** Average days between ANSAs: **241.4** % clients improved on min. 30% of actionable items: **60% (= 25/42)**

Behavioral Health Domain

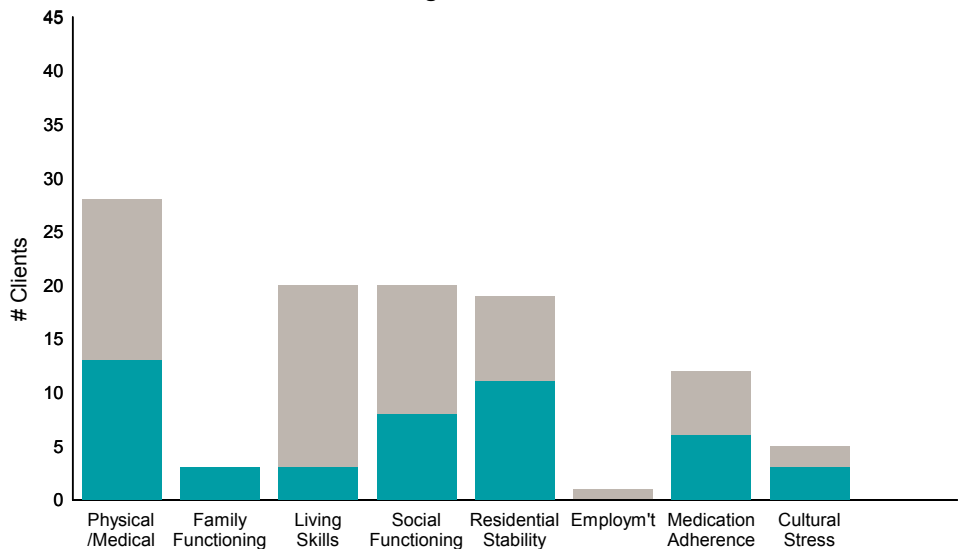


Strengths

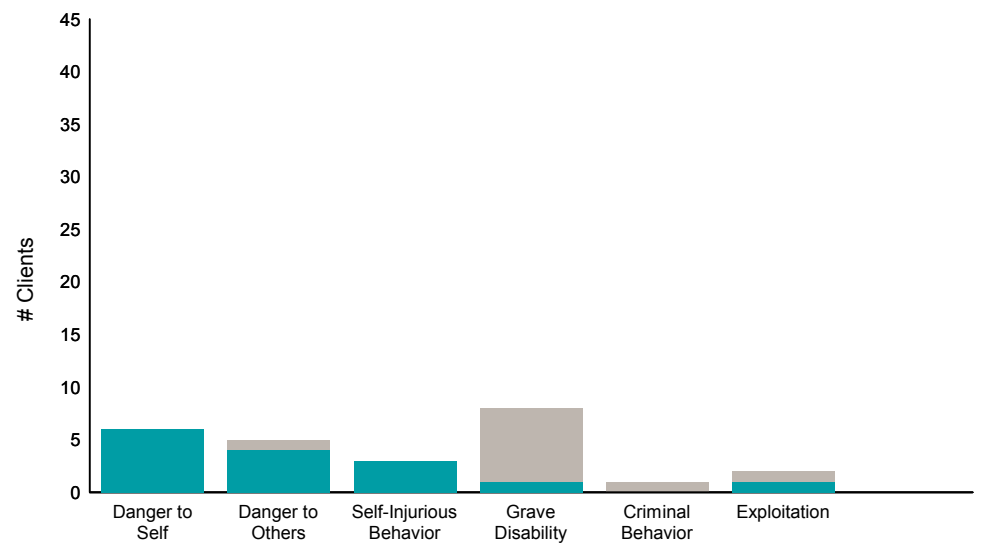


Item	% improvement
Psychosis	50% (10/20)
Depression	53% (10/19)
Anxiety	63% (10/16)
Adjustment to Trauma	20% (2/10)
Impulse Control	41% (7/17)
Interpersonal Problems	33% (3/9)
Substance Use	32% (7/22)
Optimism	33% (8/24)
Community Connection	21% (6/29)
Spiritual /Religious	27% (6/22)
Recovery Involvement	53% (16/30)

Life Domain Functioning



Risk Behaviors



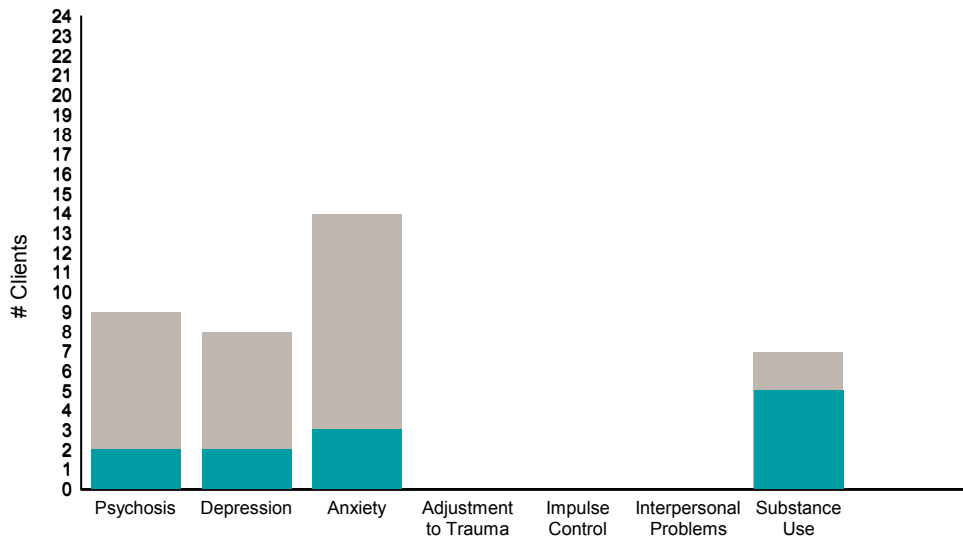
Item	% improvement
Physical /Medical	46% (13/28)
Family Functioning	100% (3/3)
Living Skills	15% (3/20)
Social Functioning	40% (8/20)
Residential Stability	58% (11/19)
Employm't	0% (0/1)
Medication Adherence	50% (6/12)
Cultural Stress	60% (3/5)
Danger to Self	100% (6/6)
Danger to Others	80% (4/5)
Self-Injurious Behavior	100% (3/3)
Grave Disability	13% (1/8)
Criminal Behavior	0% (0/1)
Exploitation	50% (1/2)

This report reflects data from 7/1/2015 - 6/30/2016

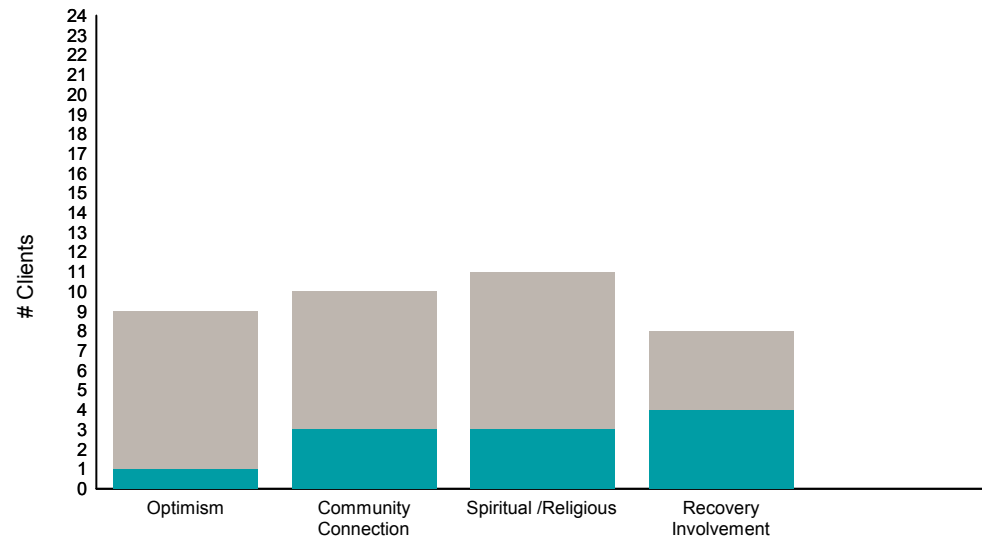
Didn't Improve This report looks at current ANSAs to see how many clients improved on items rated 2 or 3 from the prior ANSA.
 Improved

Num of episodes w/ min. 2 ANSAs: 24 Average days between ANSAs: 339.5 % clients improved on min. 30% of actionable items: **62% (= 13/21)**

Behavioral Health Domain

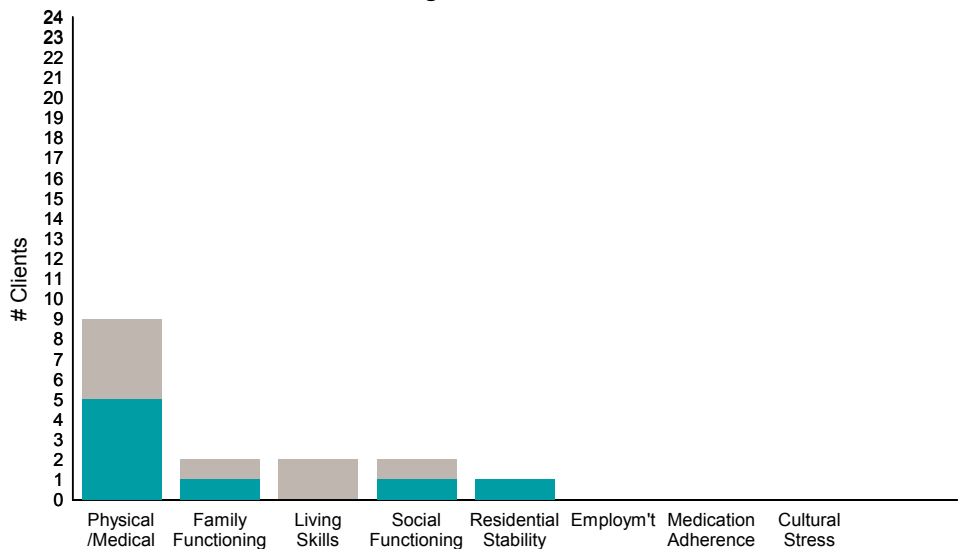


Strengths

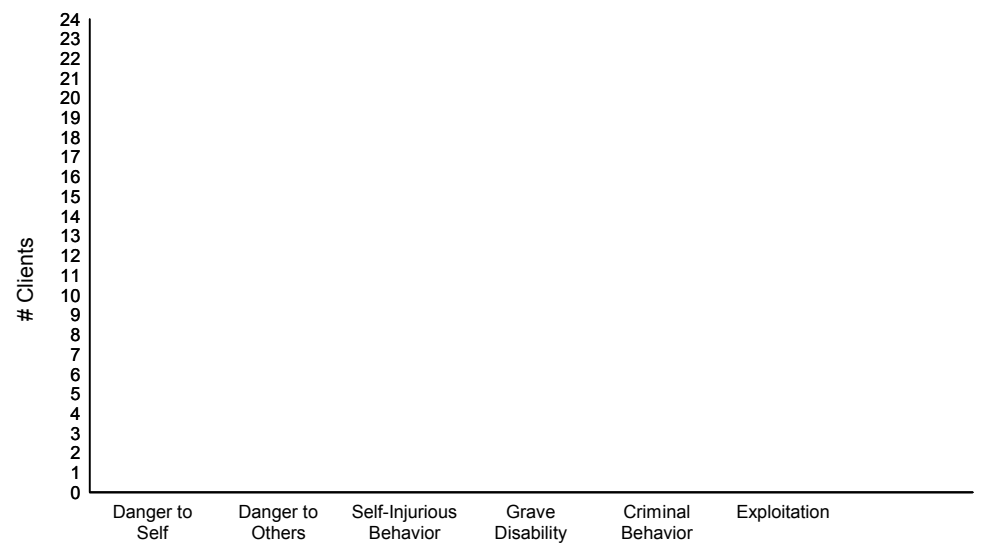


Item	% improvement
Psychosis	22% (2/9)
Depression	25% (2/8)
Anxiety	21% (3/14)
Adjustment to Trauma	0% (0/0)
Impulse Control	0% (0/0)
Interpersonal Problems	0% (0/0)
Substance Use	71% (5/7)
Optimism	11% (1/9)
Community Connection	30% (3/10)
Spiritual /Religious	27% (3/11)
Recovery Involvement	50% (4/8)

Life Domain Functioning



Risk Behaviors



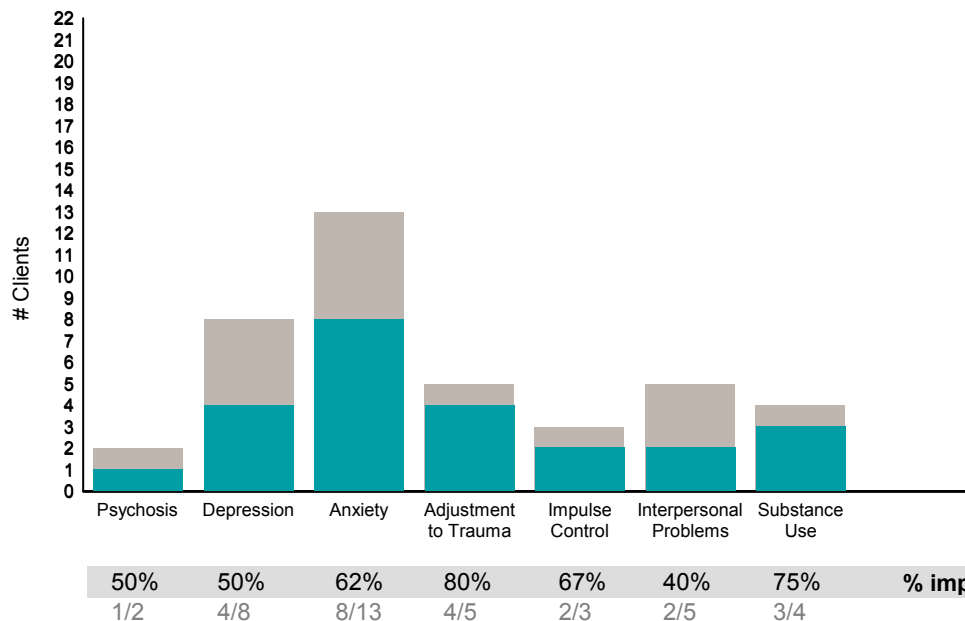
Item	% improvement
Physical /Medical	56% (5/9)
Family Functioning	50% (1/2)
Living Skills	0% (0/2)
Social Functioning	50% (1/2)
Residential Stability	100% (1/1)
Employm't	0% (0/0)
Medication Adherence	0% (0/0)
Cultural Stress	0% (0/0)
Danger to Self	0% (0/0)
Danger to Others	0% (0/0)
Self-Injurious Behavior	0% (0/0)
Grave Disability	0% (0/0)
Criminal Behavior	0% (0/0)
Exploitation	0% (0/0)

FY15-16 Objective A.2 ANSA Outcomes Item-Level Report
FSASF-Deaf Community Counseling (3822DC)

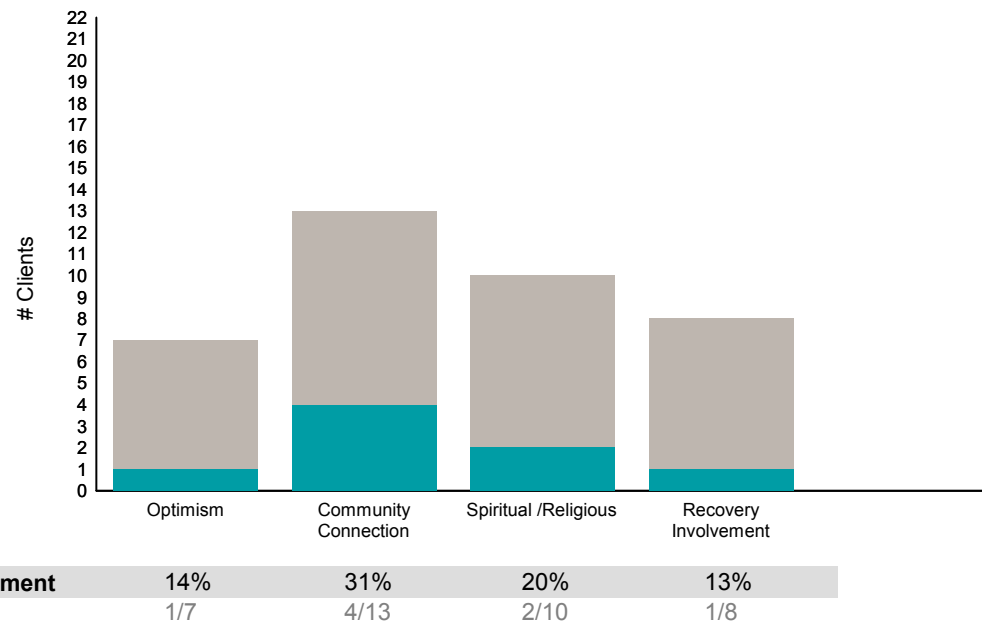
Didn't Improve
 Improved
 This report looks at current ANSAs to see how many clients improved on items rated 2 or 3 from the prior ANSA.

Num of episodes w/ min. 2 ANSAs: **22** Average days between ANSAs: **308.5** % clients improved on min. 30% of actionable items: **77% (= 17/22)**

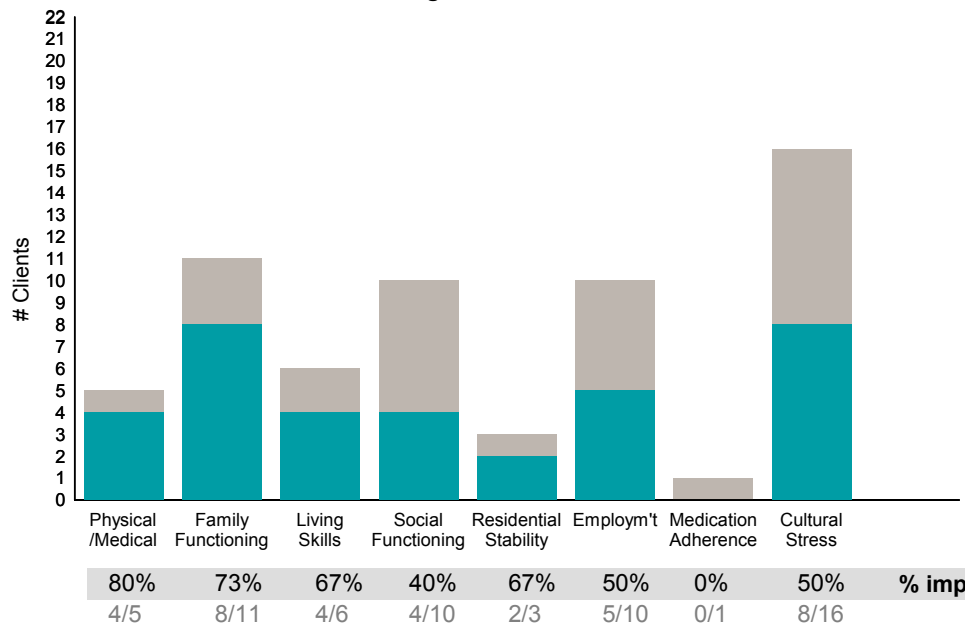
Behavioral Health Domain



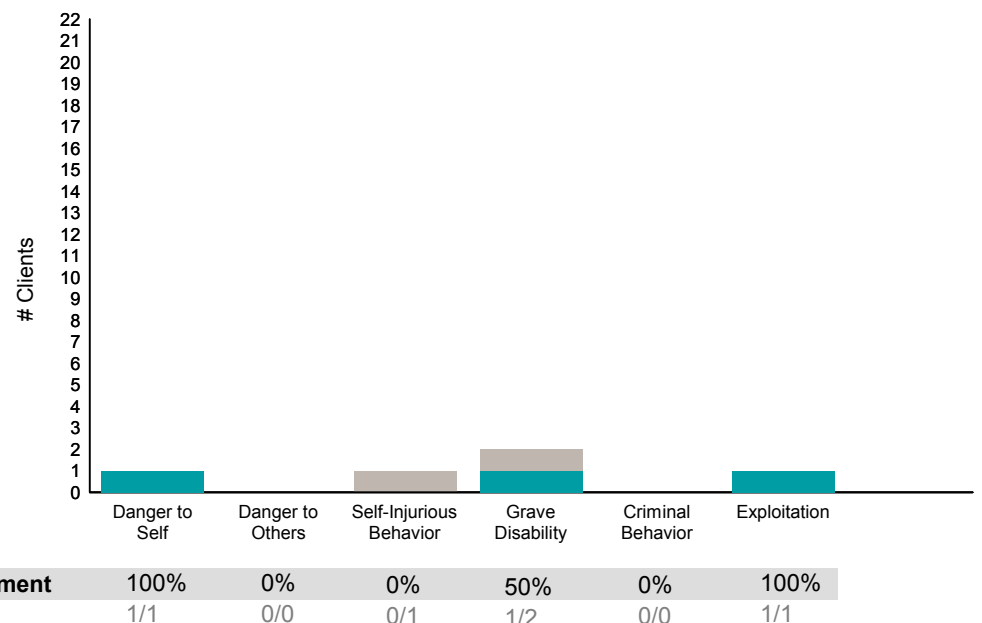
Strengths



Life Domain Functioning



Risk Behaviors

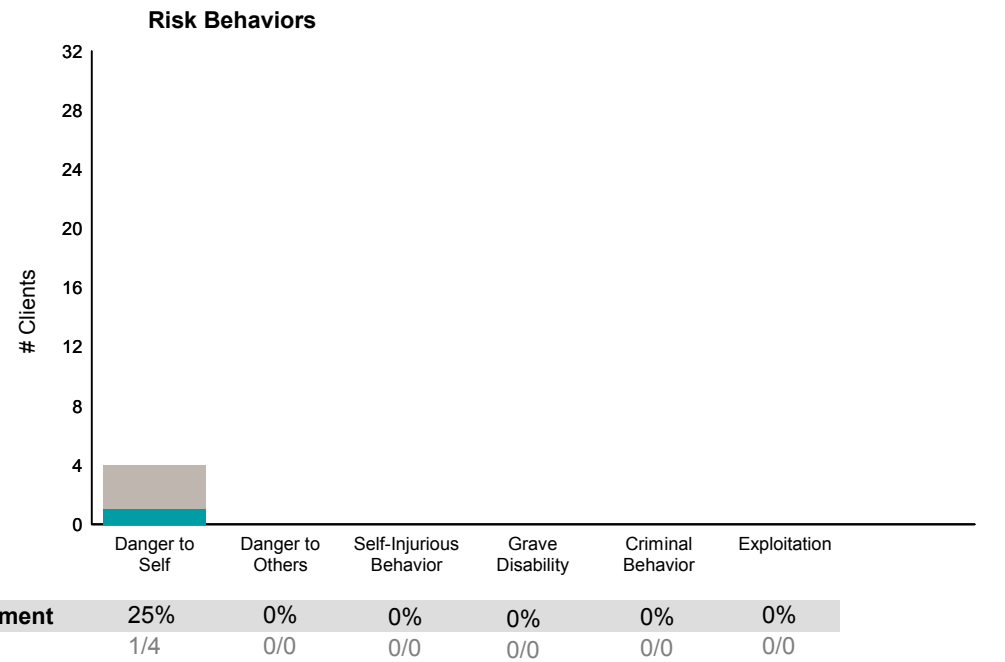
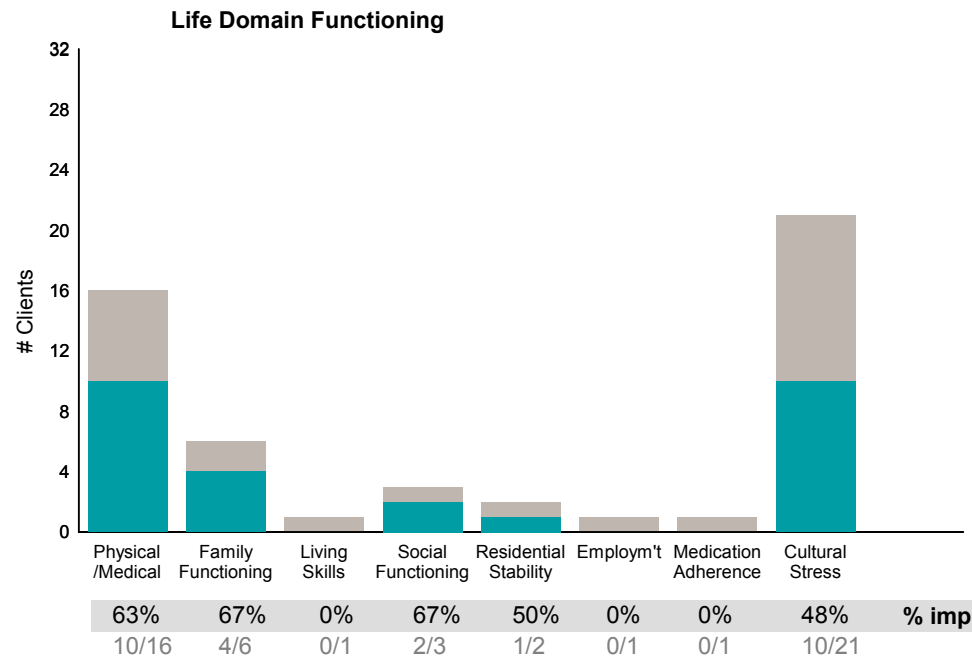
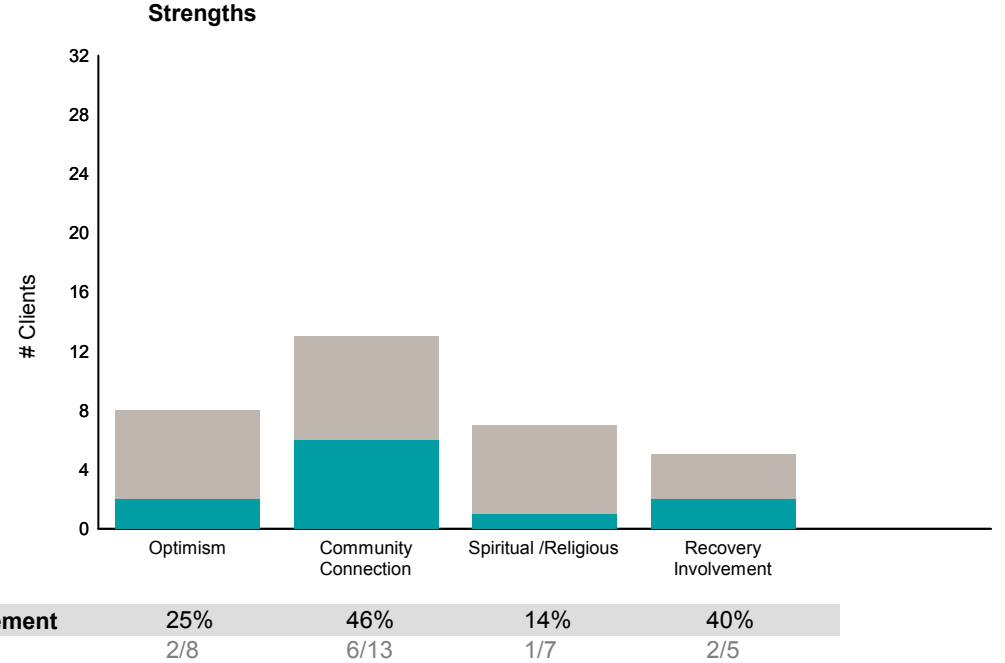
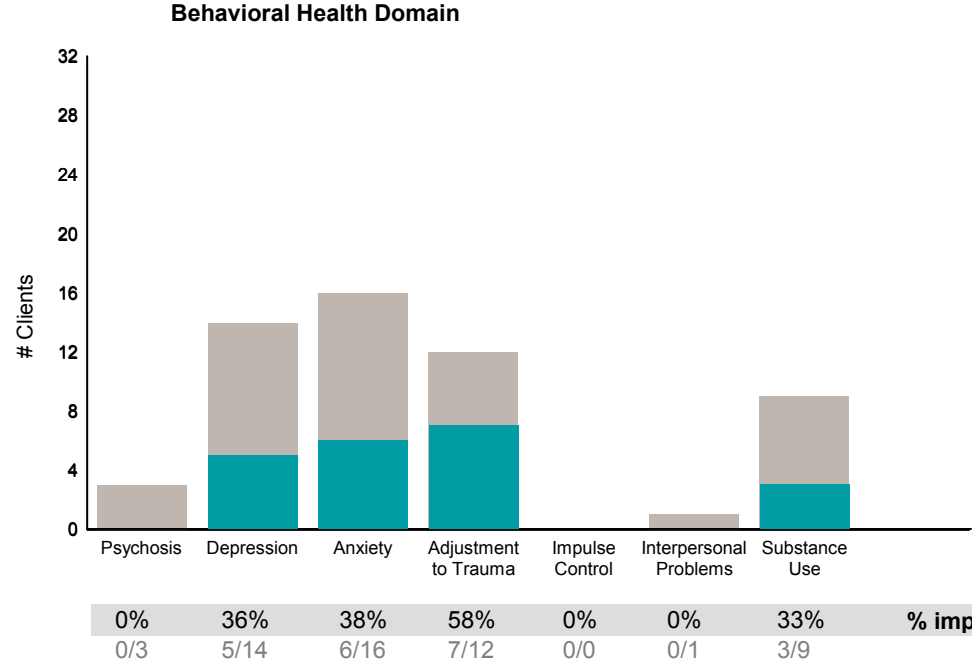


This report reflects data from 7/1/2015 - 6/30/2016

FY15-16 Objective A.2 ANSA Outcomes Item-Level Report
GENDER MENTAL HEALTH SERVICES (38BH08)

Didn't Improve
 Improved
 This report looks at current ANSAs to see how many clients improved on items rated 2 or 3 from the prior ANSA.

Num of episodes w/ min. 2 ANSAs: 29 Average days between ANSAs: 301.8 % clients improved on min. 30% of actionable items: **74% (= 20/27)**



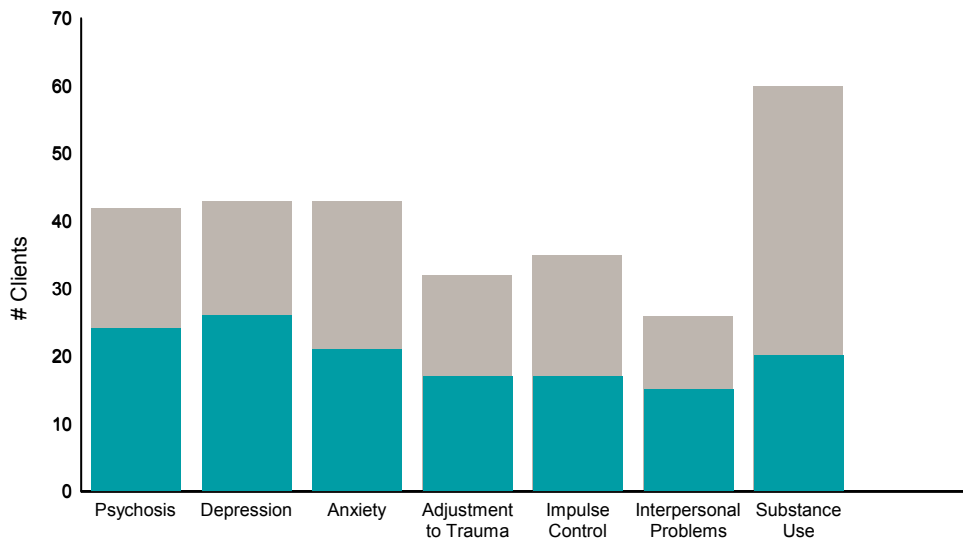
This report reflects data from 7/1/2015 - 6/30/2016



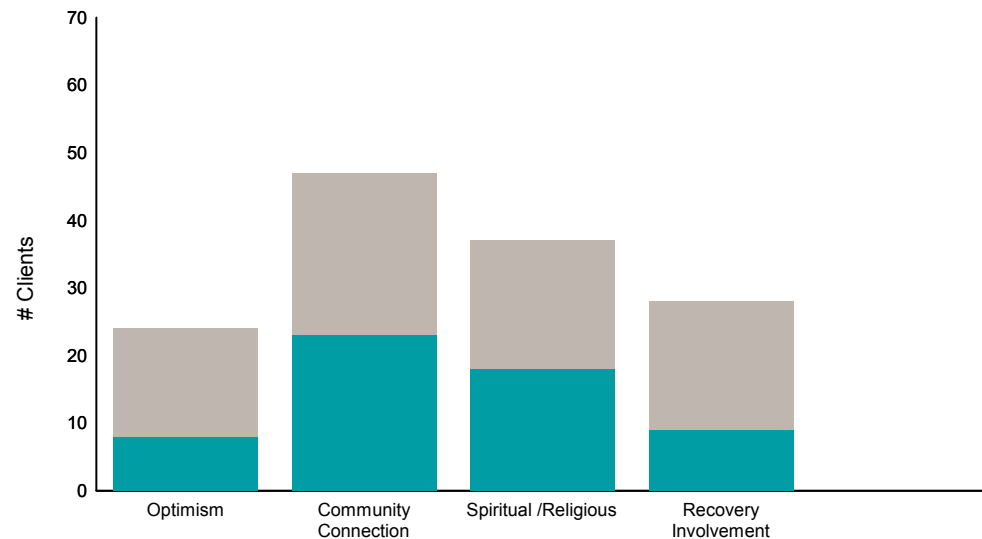
Didn't Improve
 Improved
 This report looks at current ANSAs to see how many clients improved on items rated 2 or 3 from the prior ANSA.

Num of episodes w/ min. 2 ANSAs: **61** Average days between ANSAs: **59.7** % clients improved on min. 30% of actionable items: **69% (= 42/61)**

Behavioral Health Domain

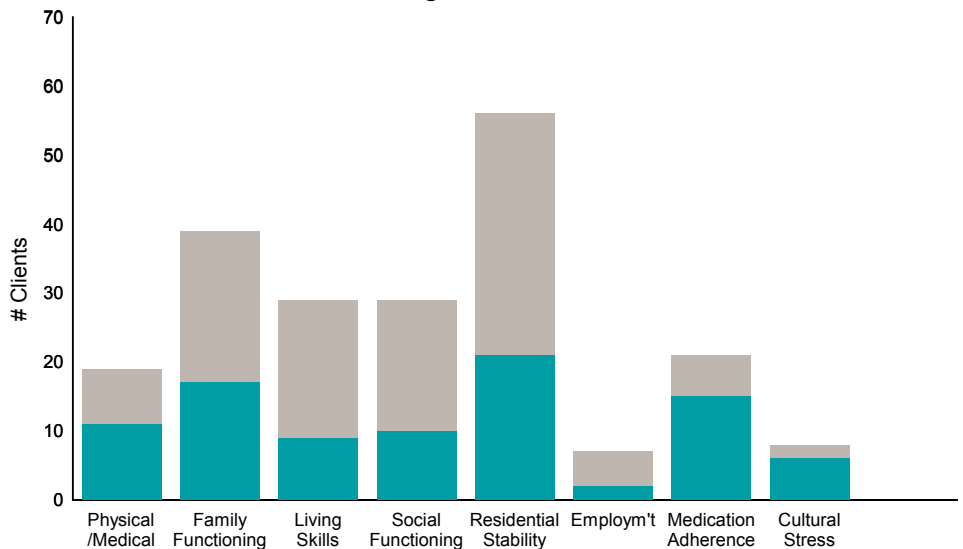


Strengths

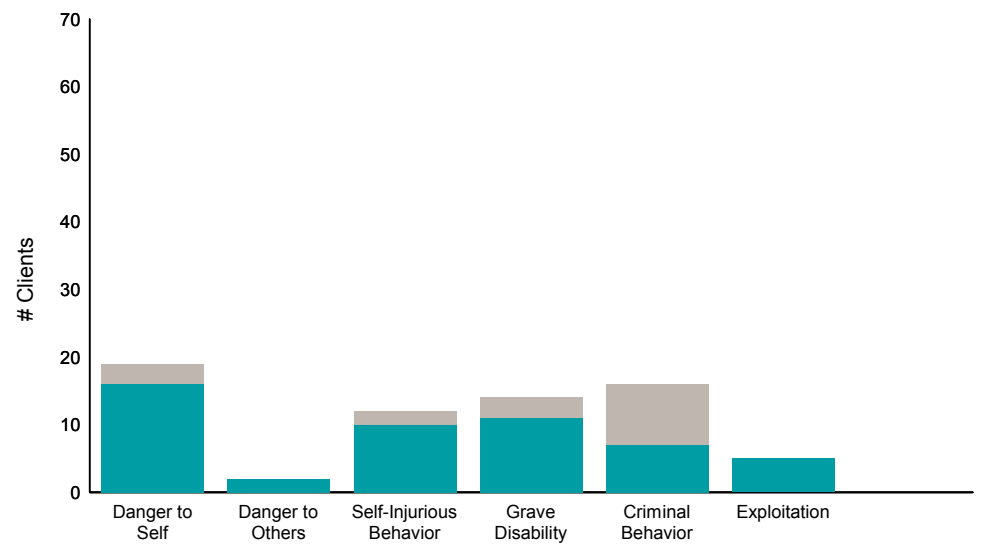


Item	% improvement	Item	% improvement
Psychosis	57% 24/42	Optimism	33% 8/24
Depression	60% 26/43	Community Connection	49% 23/47
Anxiety	49% 21/43	Spiritual /Religious	49% 18/37
Adjustment to Trauma	53% 17/32	Recovery Involvement	32% 9/28
Impulse Control	49% 17/35		
Interpersonal Problems	58% 15/26		
Substance Use	33% 20/60		

Life Domain Functioning



Risk Behaviors



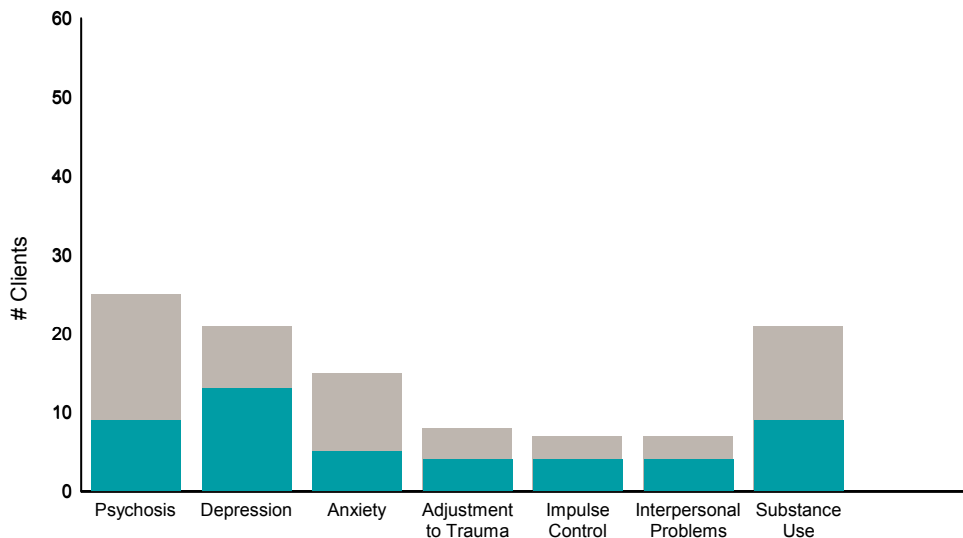
Item	% improvement	Item	% improvement
Physical /Medical	58% 11/19	Danger to Self	84% 16/19
Family Functioning	44% 17/39	Danger to Others	100% 2/2
Living Skills	31% 9/29	Self-Injurious Behavior	83% 10/12
Social Functioning	34% 10/29	Grave Disability	79% 11/14
Residential Stability	38% 21/56	Criminal Behavior	44% 7/16
Employm't	29% 2/7	Exploitation	100% 5/5
Medication Adherence	71% 15/21		
Cultural Stress	75% 6/8		

FY15-16 Objective A.2 ANSA Outcomes Item-Level Report
GSW FSASF-Prevention+Rec PREP (8990EP)

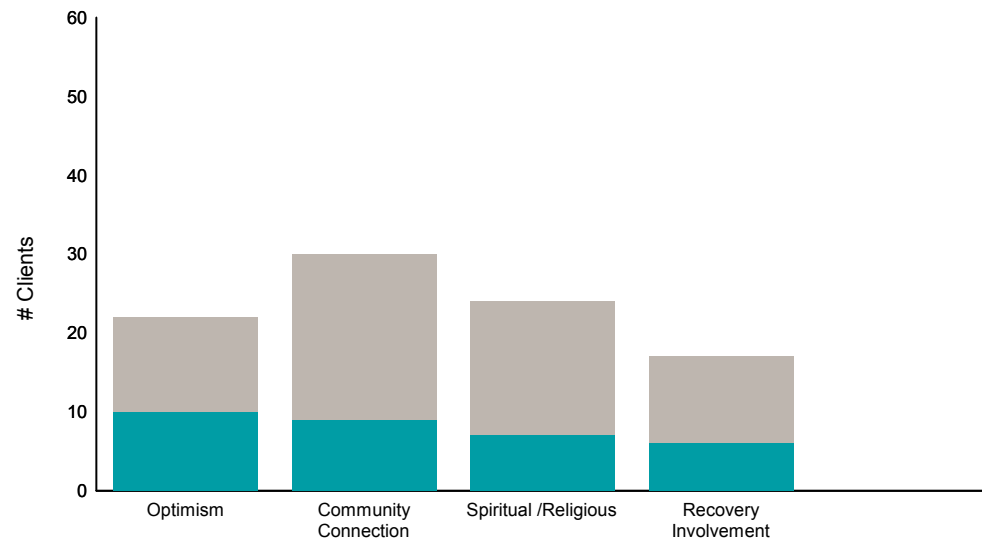
Didn't Improve
 Improved
 This report looks at current ANSAs to see how many clients improved on items rated 2 or 3 from the prior ANSA.

Num of episodes w/ min. 2 ANSAs: **51** Average days between ANSAs: **238.9** % clients improved on min. 30% of actionable items: **64% (= 32/50)**

Behavioral Health Domain

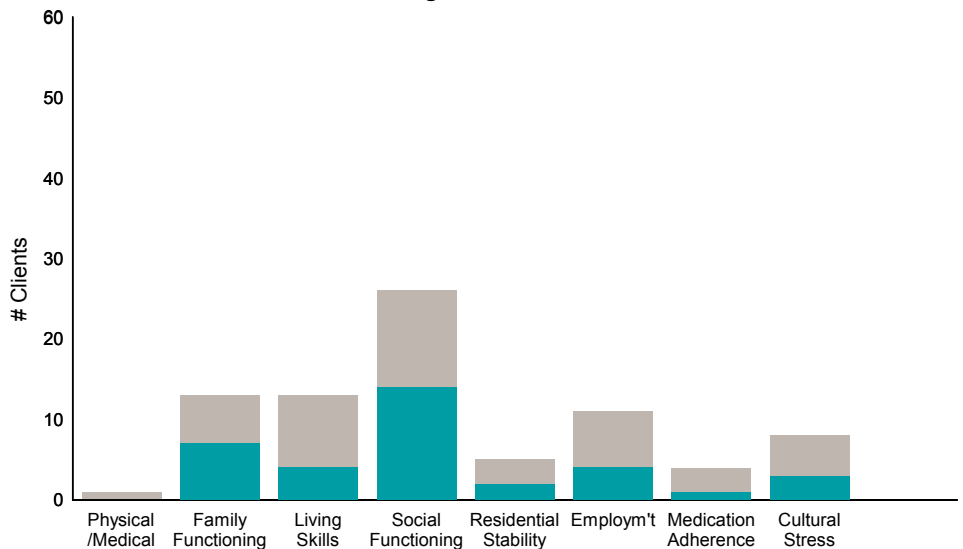


Strengths

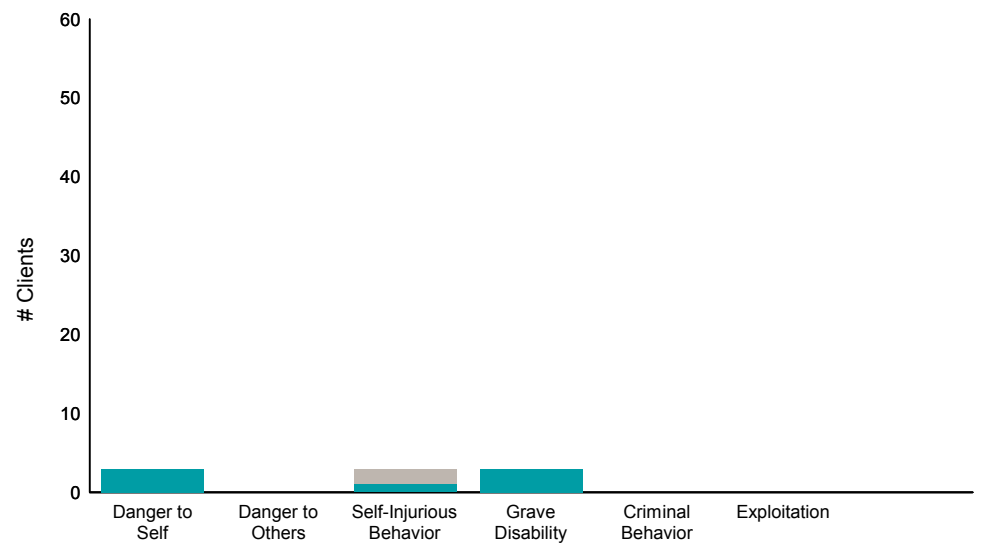


Item	% improvement	Item	% improvement
Psychosis	36%	Optimism	45%
Depression	62%	Community Connection	30%
Anxiety	33%	Spiritual /Religious	29%
Adjustment to Trauma	50%	Recovery Involvement	35%
Impulse Control	57%		
Interpersonal Problems	57%		
Substance Use	43%		

Life Domain Functioning



Risk Behaviors



Item	% improvement	Item	% improvement
Physical /Medical	0%	Danger to Self	100%
Family Functioning	54%	Danger to Others	0%
Living Skills	31%	Self-Injurious Behavior	33%
Social Functioning	54%	Grave Disability	100%
Residential Stability	40%	Criminal Behavior	0%
Employm't	36%	Exploitation	0%
Medication Adherence	25%		
Cultural Stress	38%		

This report reflects data from 7/1/2015 - 6/30/2016

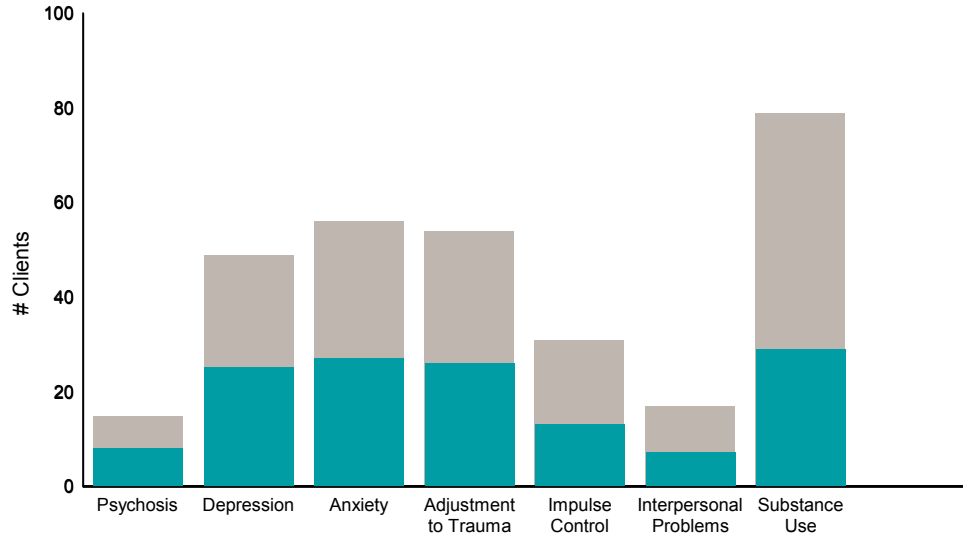
FY15-16 Objective A.2 ANSA Outcomes Item-Level Report
HAFC Outpatient (38CC3)

■ Didn't Improve
 ■ Improved

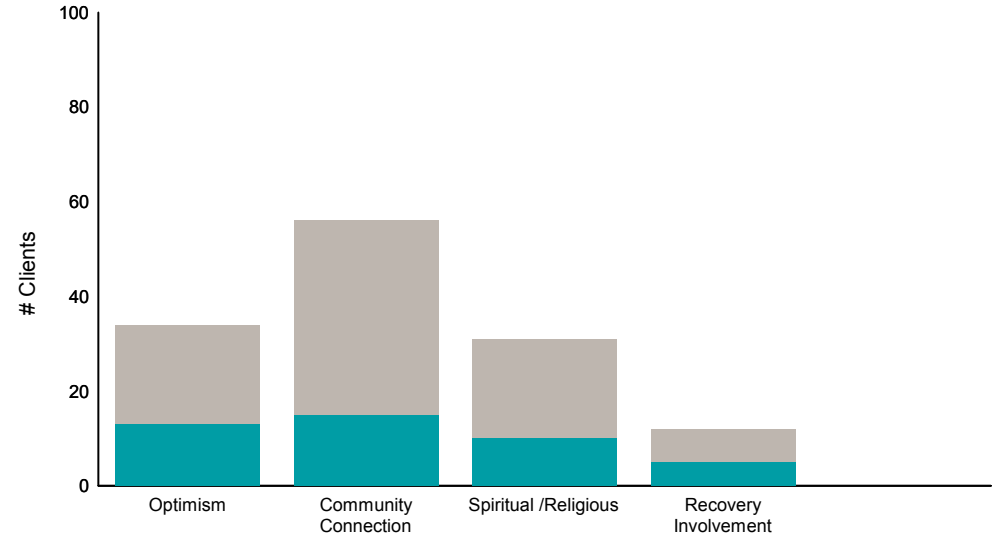
This report looks at current ANSAs to see how many clients improved on items rated 2 or 3 from the prior ANSA.

Num of episodes w/ min. 2 ANSAs: 92 Average days between ANSAs: 122.2 % clients improved on min. 30% of actionable items: **67% (= 59/88)**

Behavioral Health Domain

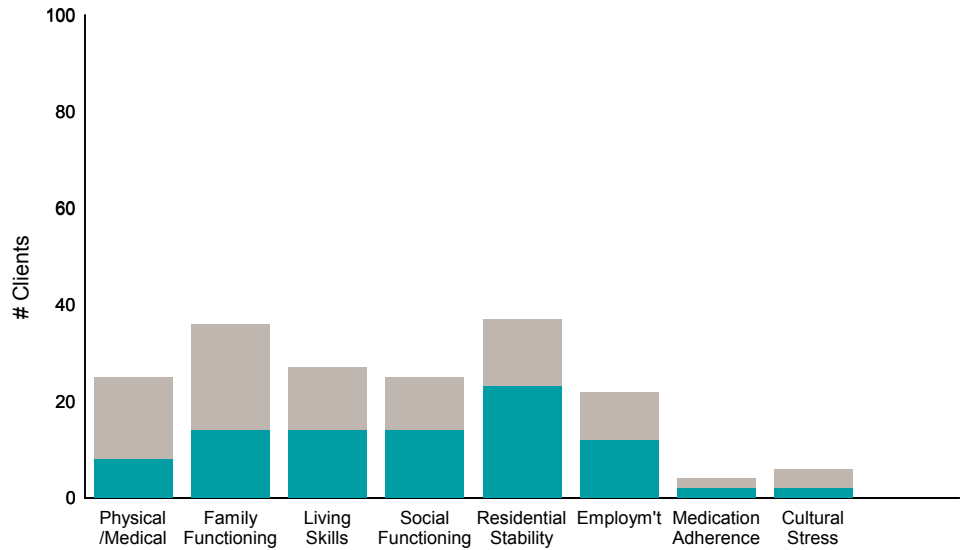


Strengths

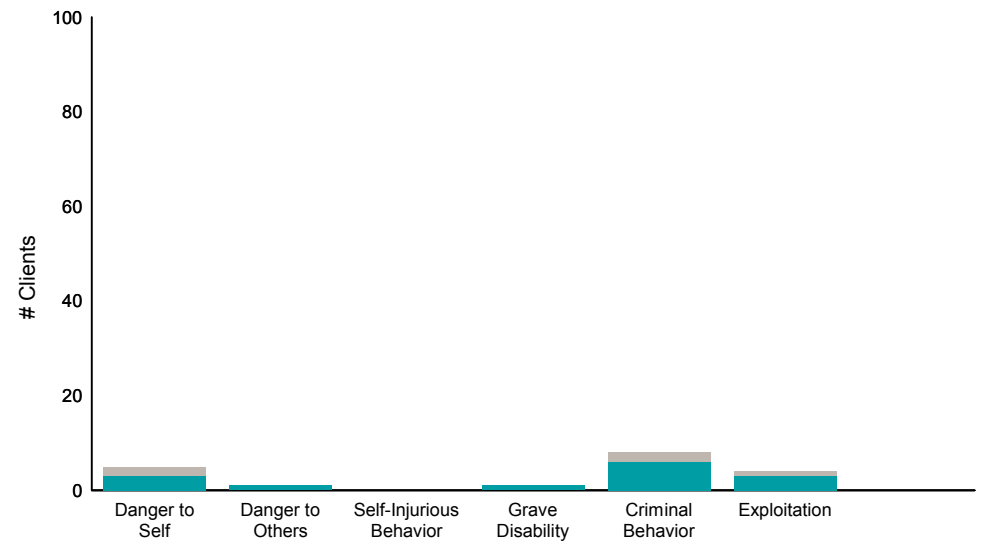


Item	% improvement
Psychosis	53% (8/15)
Depression	51% (25/49)
Anxiety	48% (27/56)
Adjustment to Trauma	48% (26/54)
Impulse Control	42% (13/31)
Interpersonal Problems	41% (7/17)
Substance Use	37% (29/79)
Optimism	38% (13/34)
Community Connection	27% (15/56)
Spiritual /Religious	32% (10/31)
Recovery Involvement	42% (5/12)

Life Domain Functioning



Risk Behaviors



Item	% improvement
Physical /Medical	32% (8/25)
Family Functioning	39% (14/36)
Living Skills	52% (14/27)
Social Functioning	56% (14/25)
Residential Stability	62% (23/37)
Employm't	55% (12/22)
Medication Adherence	50% (2/4)
Cultural Stress	33% (2/6)
Danger to Self	60% (3/5)
Danger to Others	100% (1/1)
Self-Injurious Behavior	0% (0/0)
Grave Disability	100% (1/1)
Criminal Behavior	75% (6/8)
Exploitation	75% (3/4)

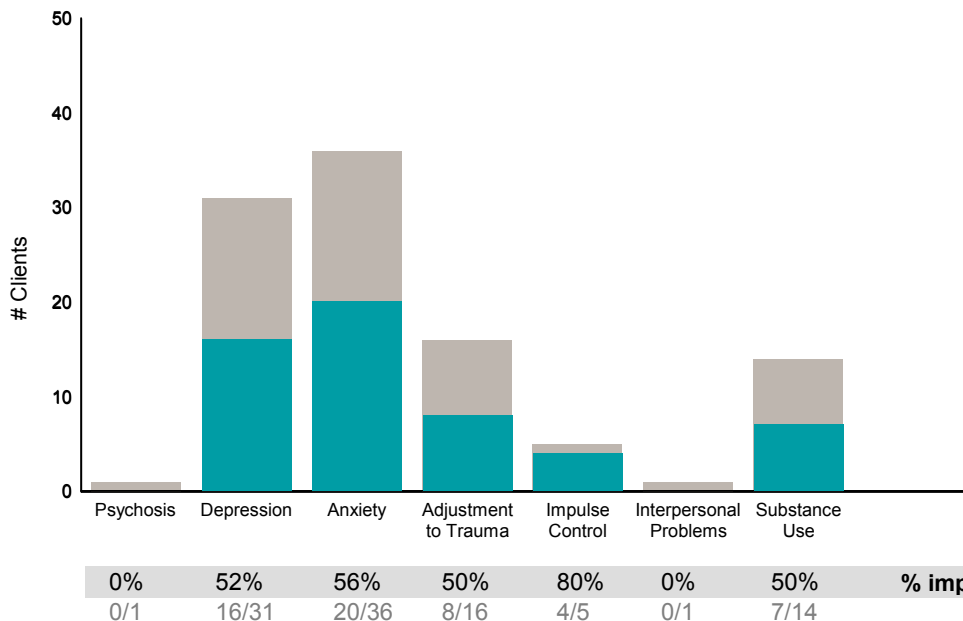
This report reflects data from 7/1/2015 - 6/30/2016

FY15-16 Objective A.2 ANSA Outcomes Item-Level Report
HIV MENTAL HEALTH CASE MGM (38BH02)

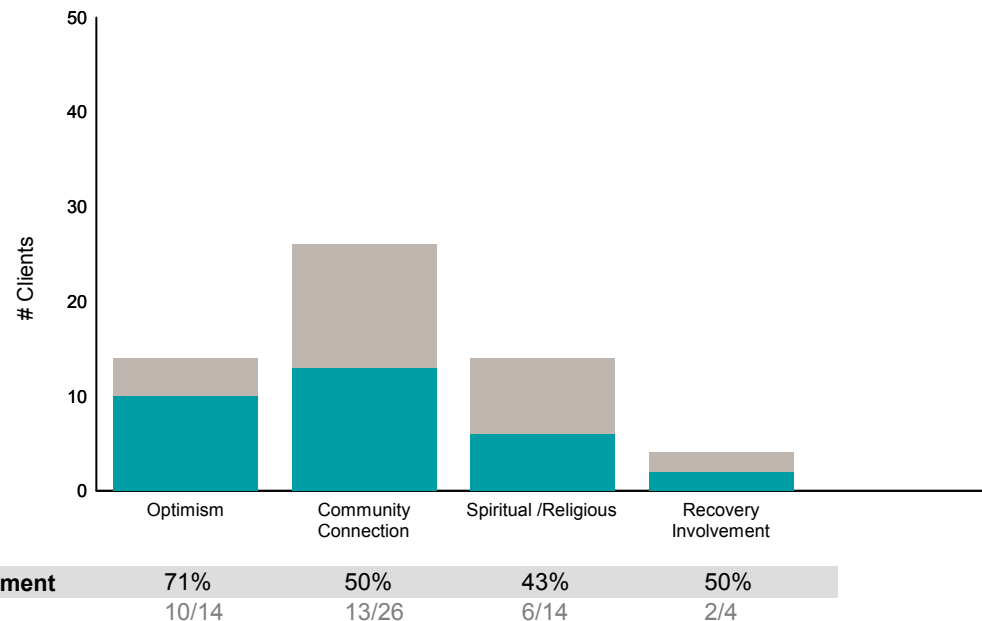
Didn't Improve
 Improved
 This report looks at current ANSAs to see how many clients improved on items rated 2 or 3 from the prior ANSA.

Num of episodes w/ min. 2 ANSAs: **46** Average days between ANSAs: **282.4** % clients improved on min. 30% of actionable items: **73% (= 33/45)**

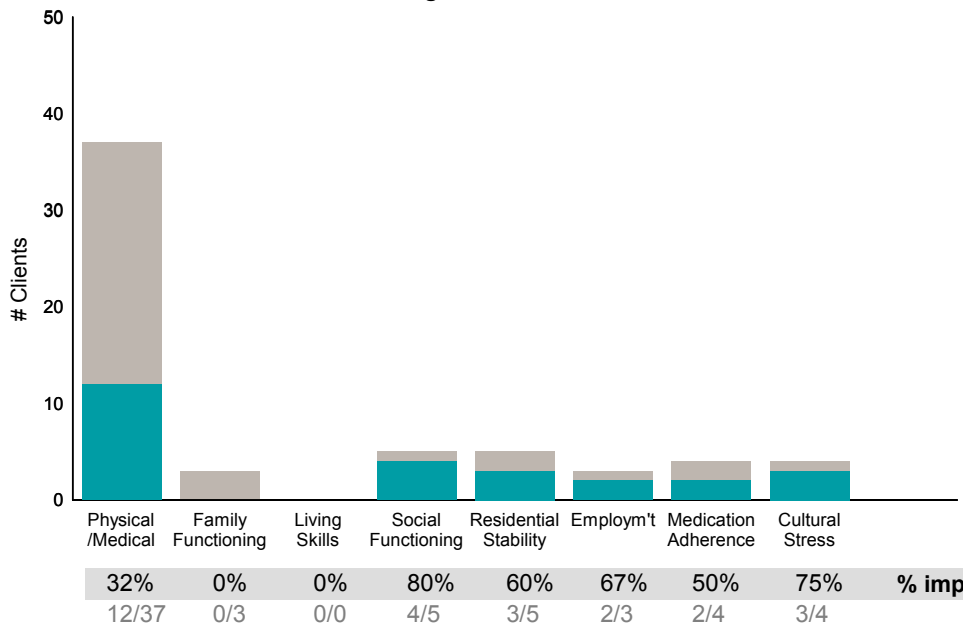
Behavioral Health Domain



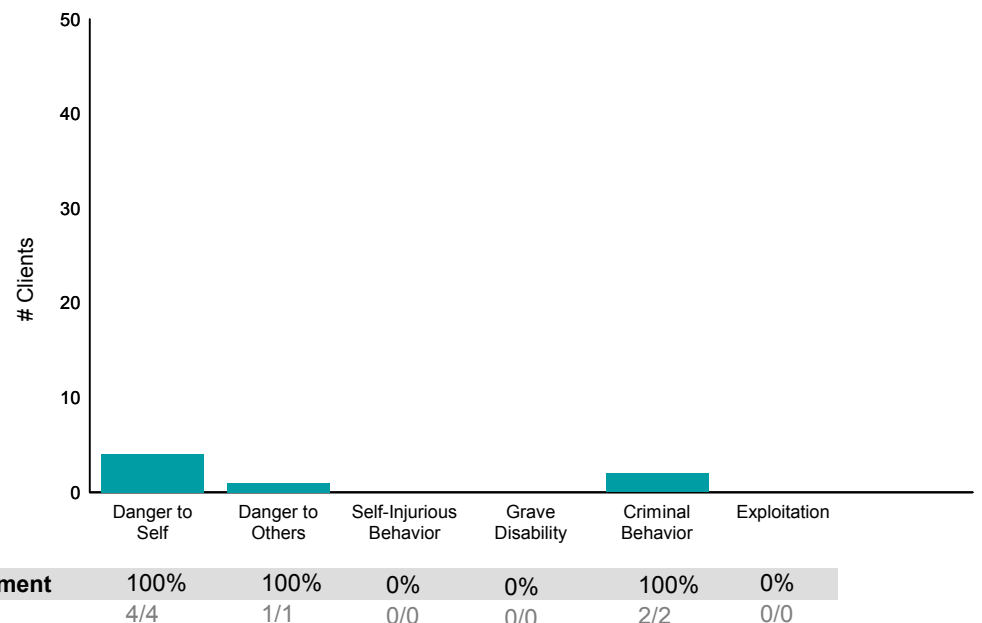
Strengths



Life Domain Functioning



Risk Behaviors

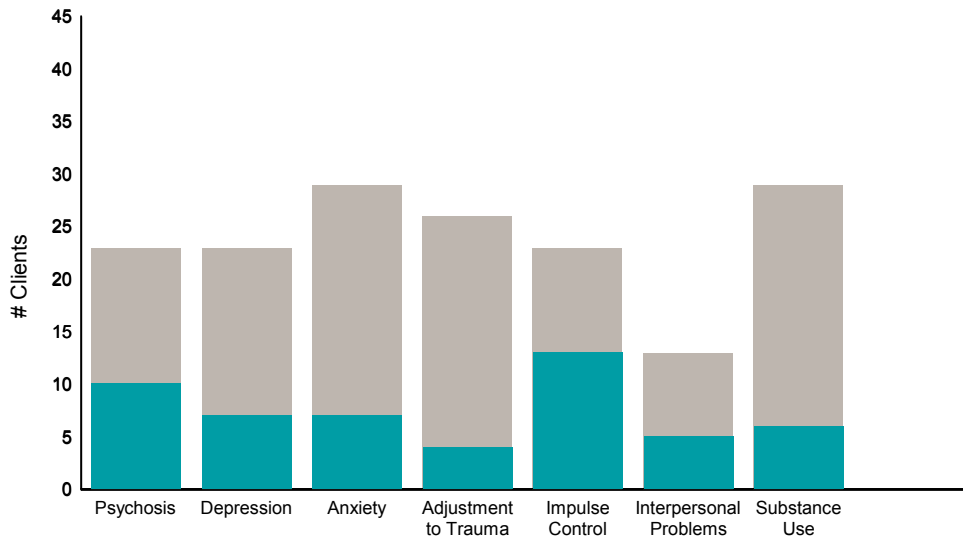


This report reflects data from 7/1/2015 - 6/30/2016

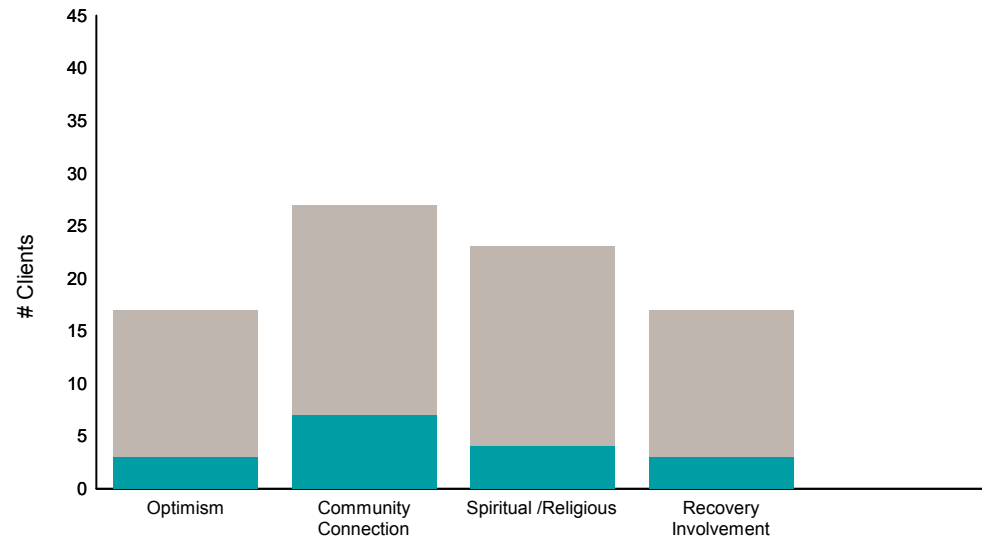
Didn't Improve
 Improved
 This report looks at current ANSAs to see how many clients improved on items rated 2 or 3 from the prior ANSA.

Num of episodes w/ min. 2 ANSAs: 41 Average days between ANSAs: 310.6 % clients improved on min. 30% of actionable items: **50% (= 20/40)**

Behavioral Health Domain

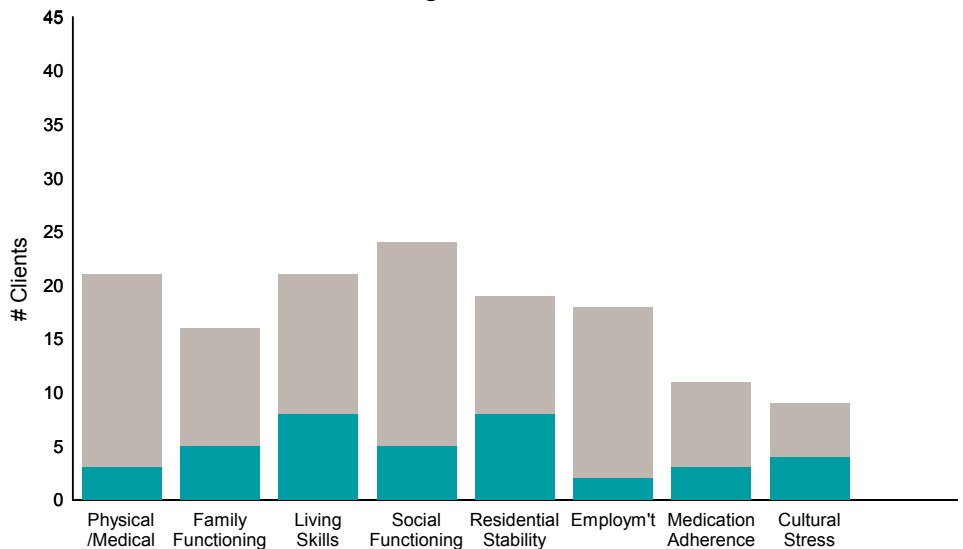


Strengths

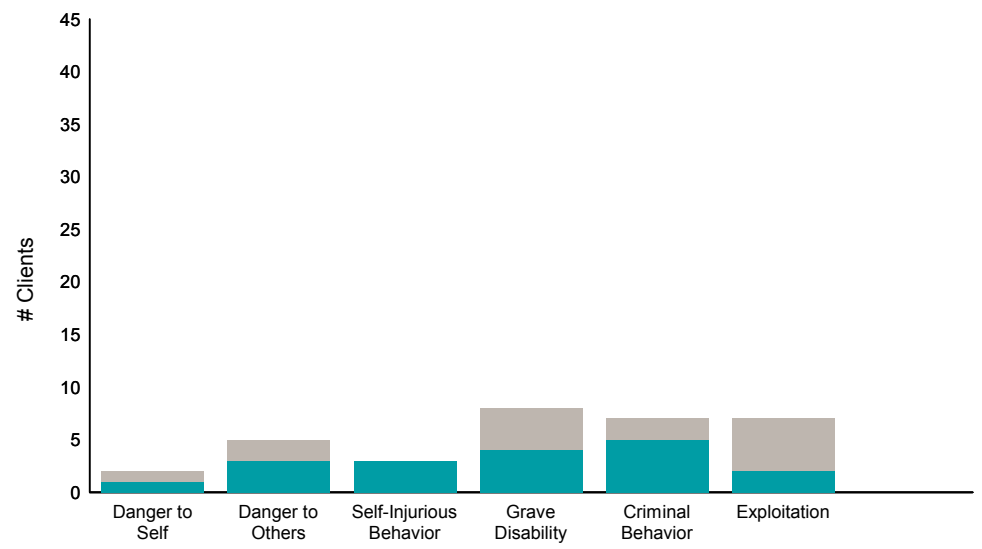


Item	% improvement	Item	% improvement
Psychosis	43%	Optimism	18%
Depression	30%	Community Connection	26%
Anxiety	24%	Spiritual /Religious	17%
Adjustment to Trauma	15%	Recovery Involvement	18%
Impulse Control	57%		
Interpersonal Problems	38%		
Substance Use	21%		

Life Domain Functioning



Risk Behaviors



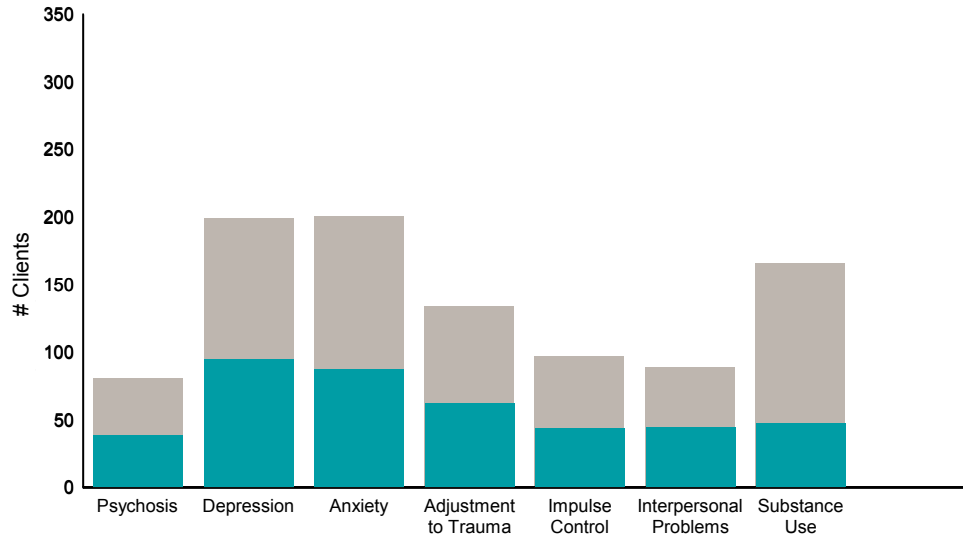
Item	% improvement	Item	% improvement
Physical /Medical	14%	Danger to Self	50%
Family Functioning	31%	Danger to Others	60%
Living Skills	38%	Self-Injurious Behavior	100%
Social Functioning	21%	Grave Disability	50%
Residential Stability	42%	Criminal Behavior	71%
Employm't	11%	Exploitation	29%
Medication Adherence	27%		
Cultural Stress	44%		

Didn't Improve
Improved

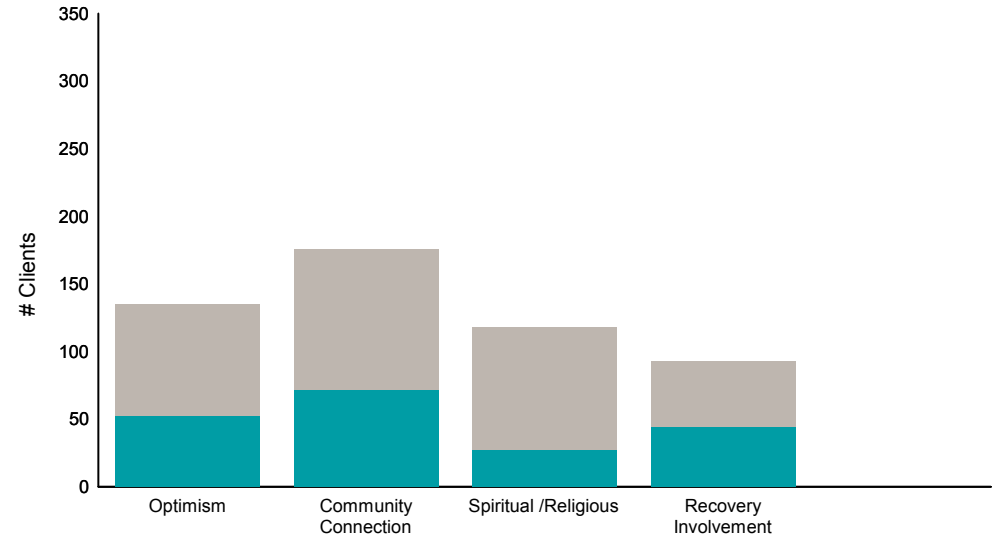
This report looks at current ANSAs to see how many clients improved on items rated 2 or 3 from the prior ANSA.

Num of episodes w/ min. 2 ANSAs: 350 Average days between ANSAs: 352.1 % clients improved on min. 30% of actionable items: **58% (= 187/321)**

Behavioral Health Domain

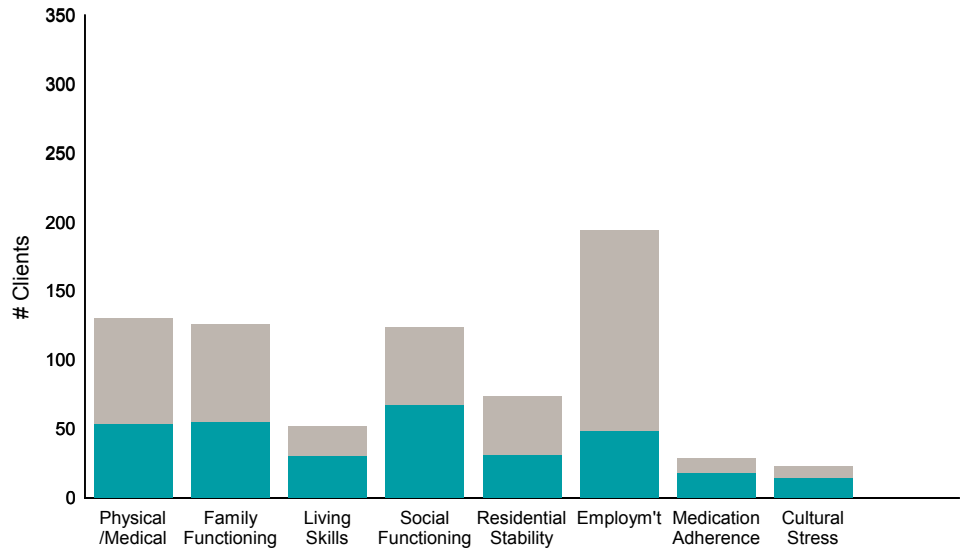


Strengths

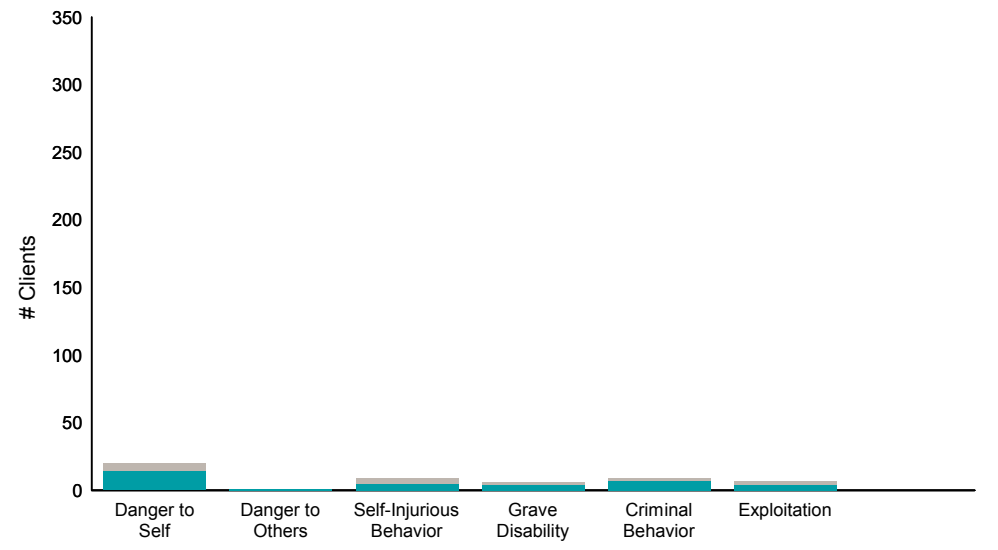


Behavioral Health Domain							Strengths				
47%	47%	43%	46%	44%	49%	28%	% improvement	39%	40%	23%	47%
38/81	94/199	87/201	62/134	43/97	44/89	47/166		52/135	71/176	27/118	44/93

Life Domain Functioning



Risk Behaviors



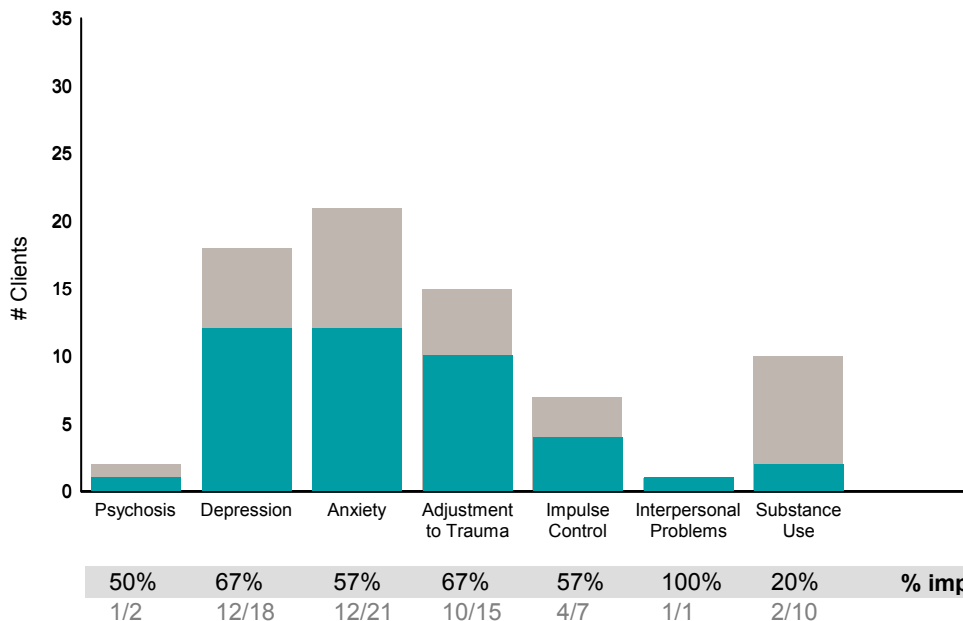
Life Domain Functioning								Risk Behaviors						
41%	44%	58%	54%	42%	25%	62%	61%	% improvement	70%	100%	56%	67%	78%	57%
53/130	55/126	30/52	67/124	31/74	48/194	18/29	14/23		14/20	1/1	5/9	4/6	7/9	4/7

FY15-16 Objective A.2 ANSA Outcomes Item-Level Report
Infant Parent Prg (38C84 & 38C8 EPISODE)

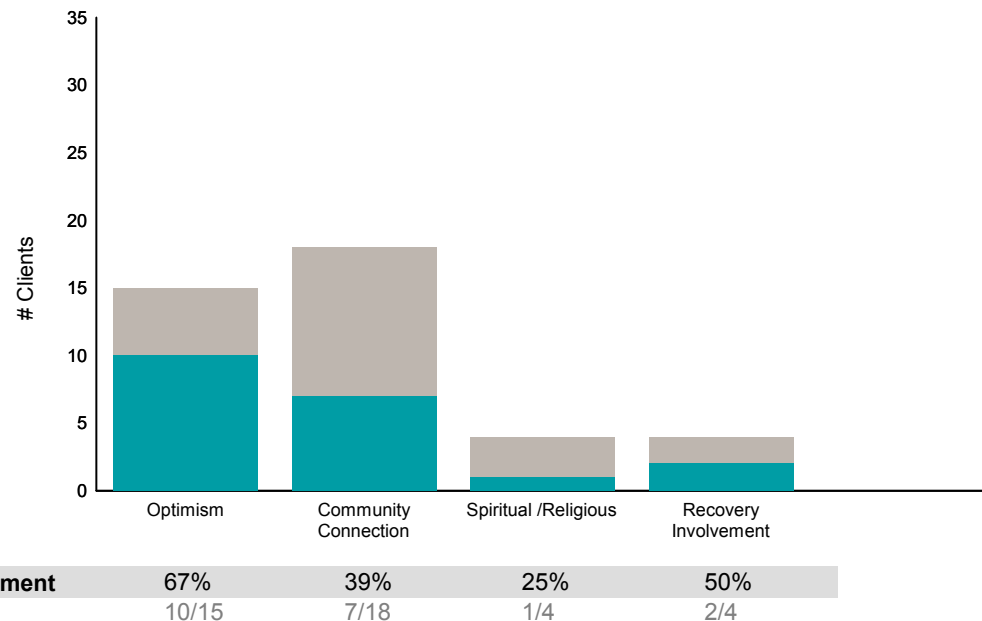
Didn't Improve
 Improved
 This report looks at current ANSAs to see how many clients improved on items rated 2 or 3 from the prior ANSA.

Num of episodes w/ min. 2 ANSAs: **32** Average days between ANSAs: **171.2** % clients improved on min. 30% of actionable items: **58% (= 18/31)**

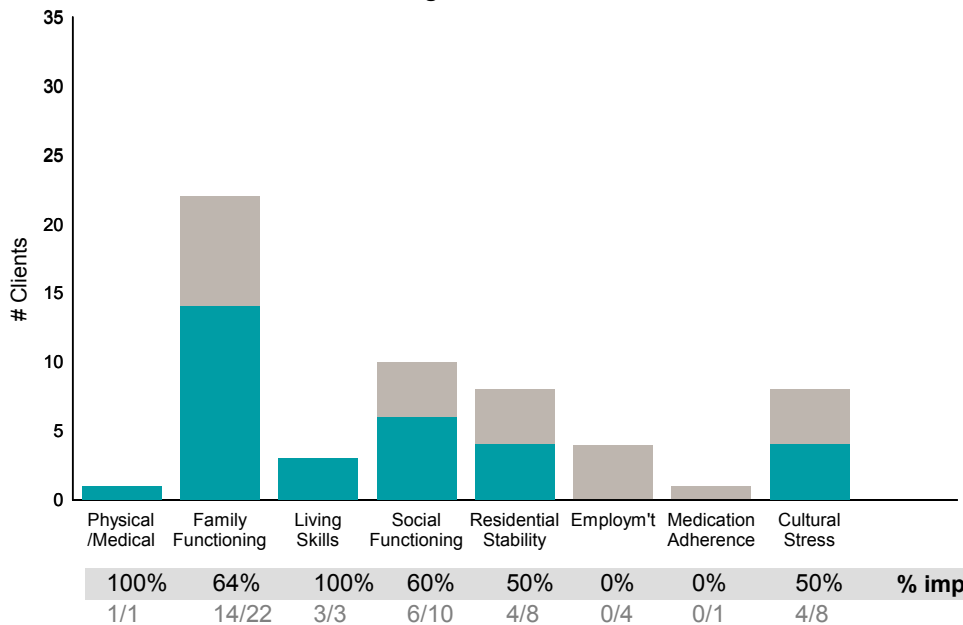
Behavioral Health Domain



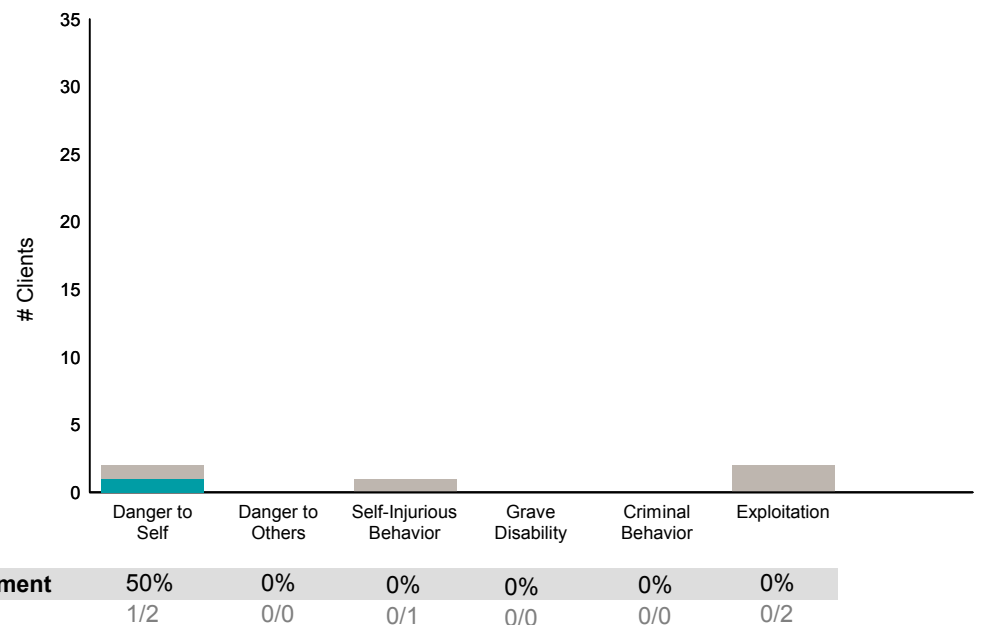
Strengths



Life Domain Functioning



Risk Behaviors

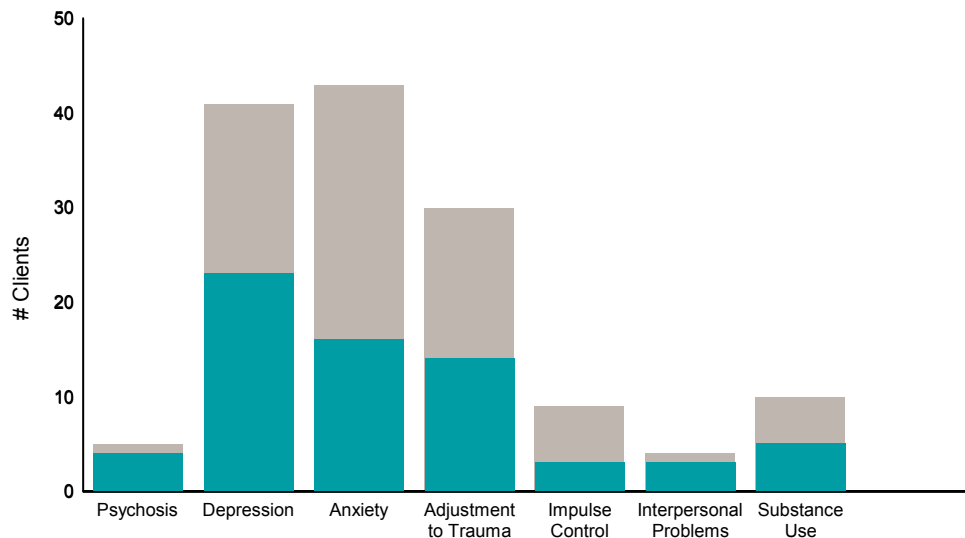


This report reflects data from 7/1/2015 - 6/30/2016

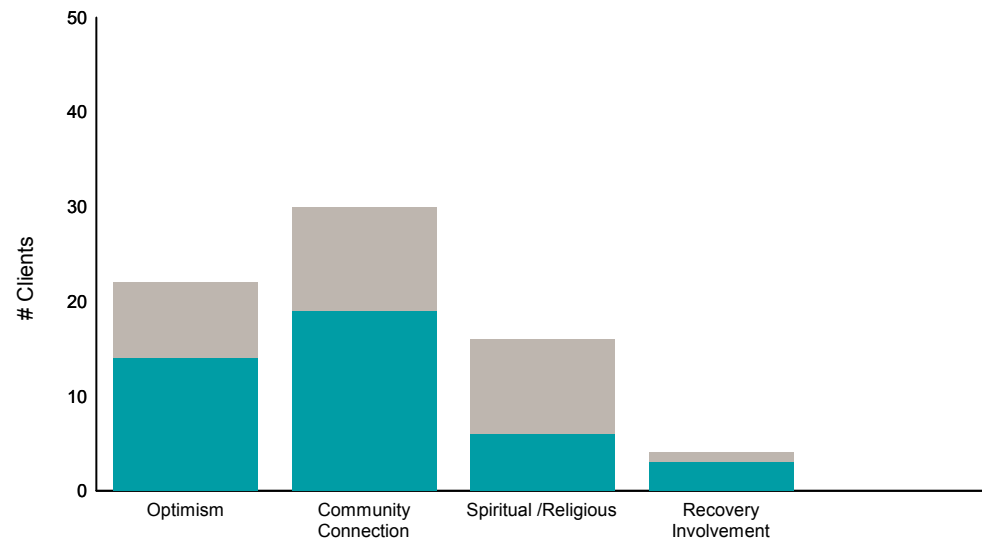
Didn't Improve
 Improved
 This report looks at current ANSAs to see how many clients improved on items rated 2 or 3 from the prior ANSA.

Num of episodes w/ min. 2 ANSAs: 50 Average days between ANSAs: 264.5 % clients improved on min. 30% of actionable items: **72% (= 34/47)**

Behavioral Health Domain

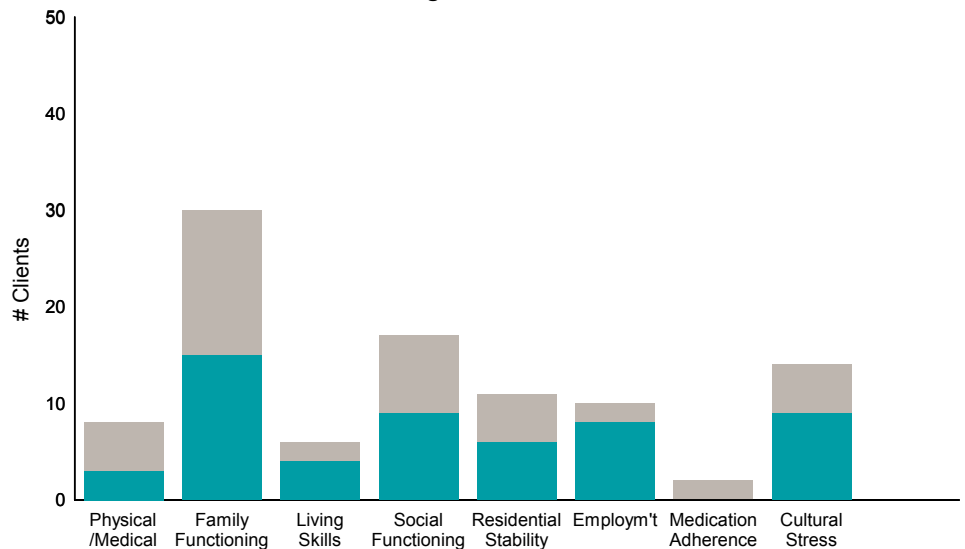


Strengths

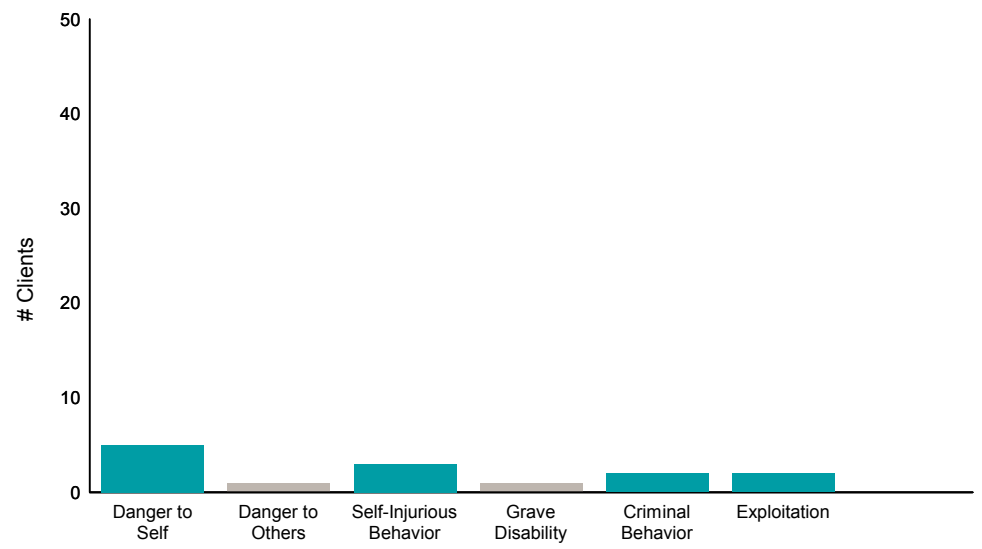


Item	% improvement
Psychosis	80% (4/5)
Depression	56% (23/41)
Anxiety	37% (16/43)
Adjustment to Trauma	47% (14/30)
Impulse Control	33% (3/9)
Interpersonal Problems	75% (3/4)
Substance Use	50% (5/10)
Optimism	64% (14/22)
Community Connection	63% (19/30)
Spiritual /Religious	38% (6/16)
Recovery Involvement	75% (3/4)

Life Domain Functioning



Risk Behaviors



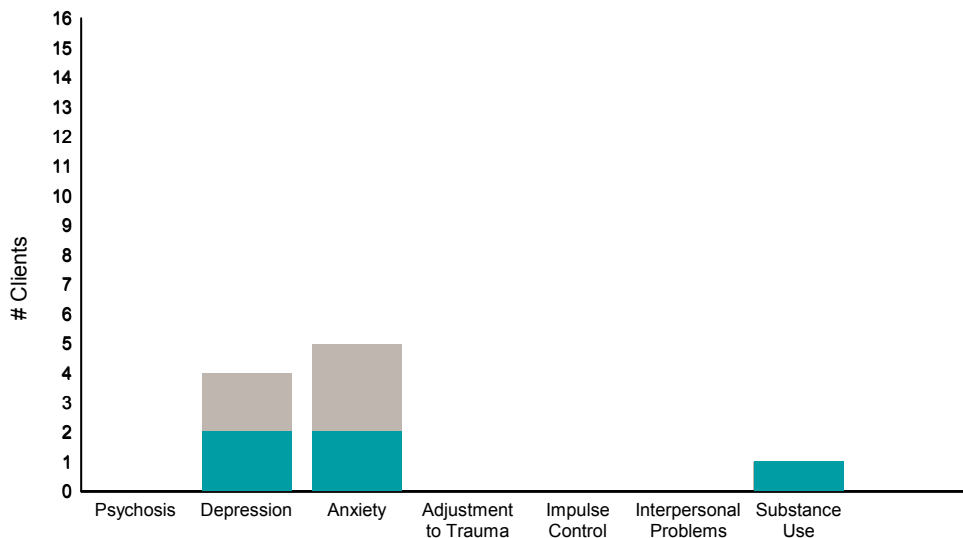
Item	% improvement
Physical /Medical	38% (3/8)
Family Functioning	50% (15/30)
Living Skills	67% (4/6)
Social Functioning	53% (9/17)
Residential Stability	55% (6/11)
Employ'm't	80% (8/10)
Medication Adherence	0% (0/2)
Cultural Stress	64% (9/14)
Danger to Self	100% (5/5)
Danger to Others	0% (0/1)
Self-Injurious Behavior	100% (3/3)
Grave Disability	0% (0/1)
Criminal Behavior	100% (2/2)
Exploitation	100% (2/2)

FY15-16 Objective A.2 ANSA Outcomes Item-Level Report
Jewish Family&Child Serv AdultMH(38ADM1)

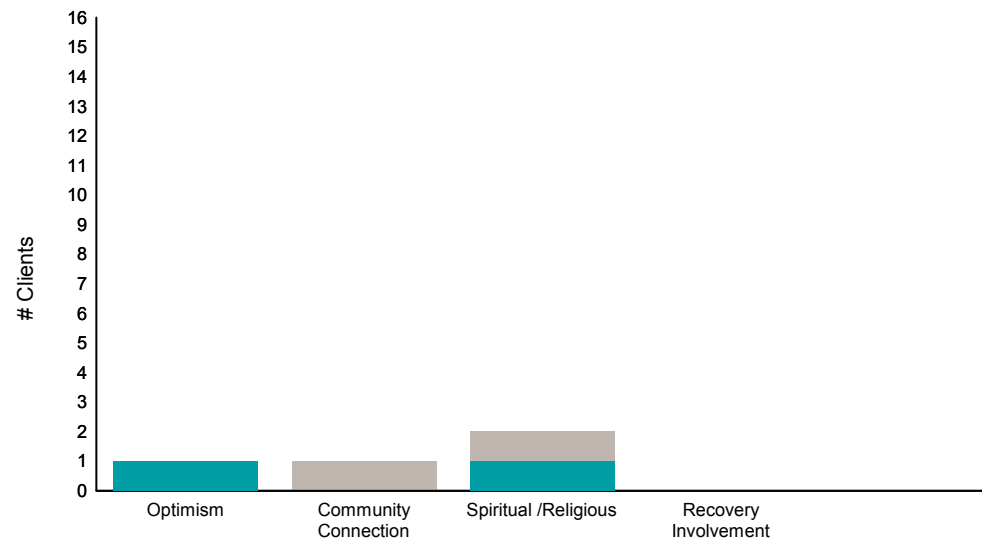
Didn't Improve
 Improved
 This report looks at current ANSAs to see how many clients improved on items rated 2 or 3 from the prior ANSA.

Num of episodes w/ min. 2 ANSAs: 16 Average days between ANSAs: 345.8 % clients improved on min. 30% of actionable items: **78% (= 7/9)**

Behavioral Health Domain

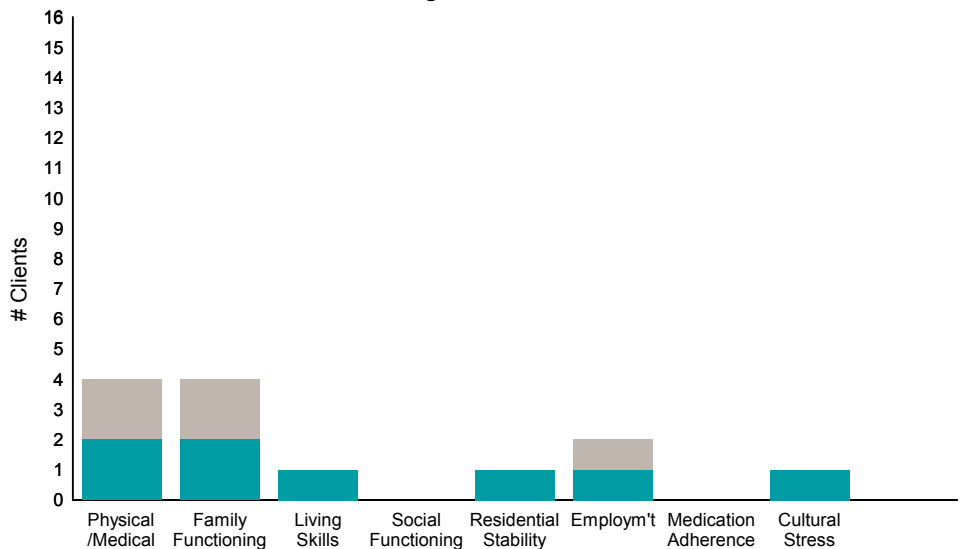


Strengths

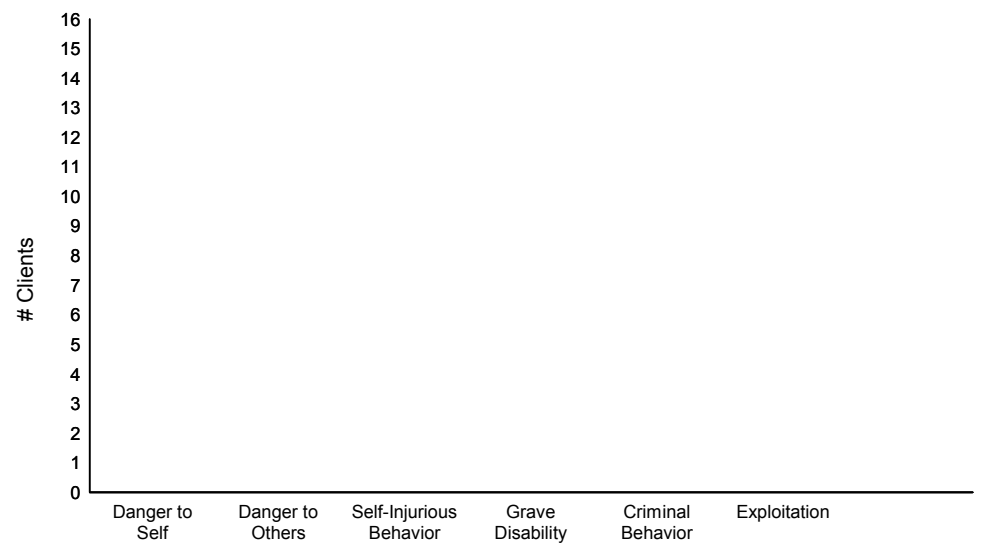


Item	% improvement
Psychosis	0% (0/0)
Depression	50% (2/4)
Anxiety	40% (2/5)
Adjustment to Trauma	0% (0/0)
Impulse Control	0% (0/0)
Interpersonal Problems	0% (0/0)
Substance Use	100% (1/1)
Optimism	100% (1/1)
Community Connection	0% (0/1)
Spiritual /Religious	50% (1/2)
Recovery Involvement	0% (0/0)

Life Domain Functioning



Risk Behaviors

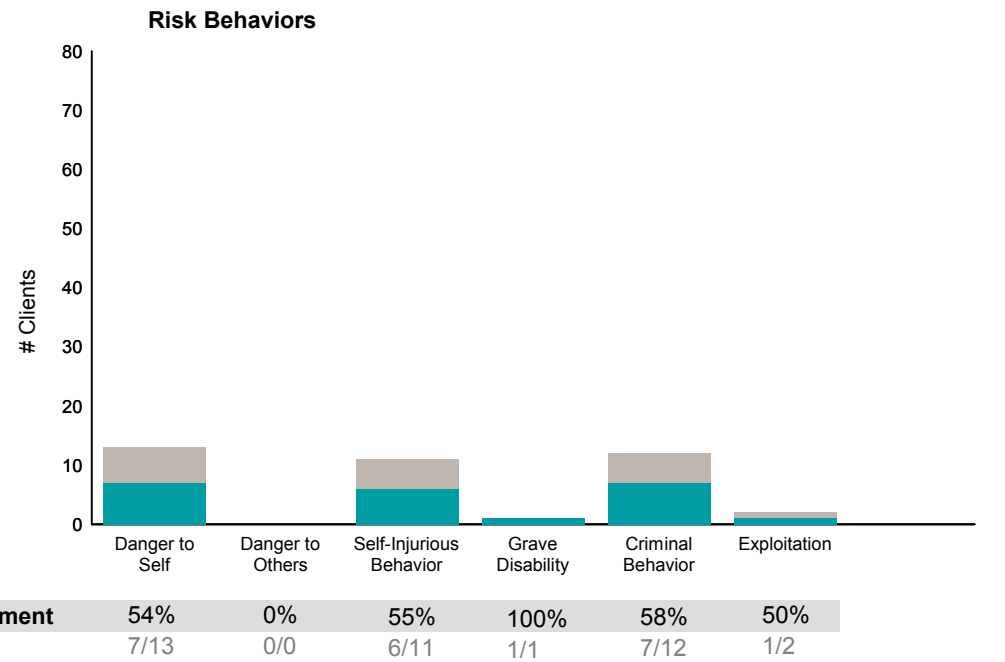
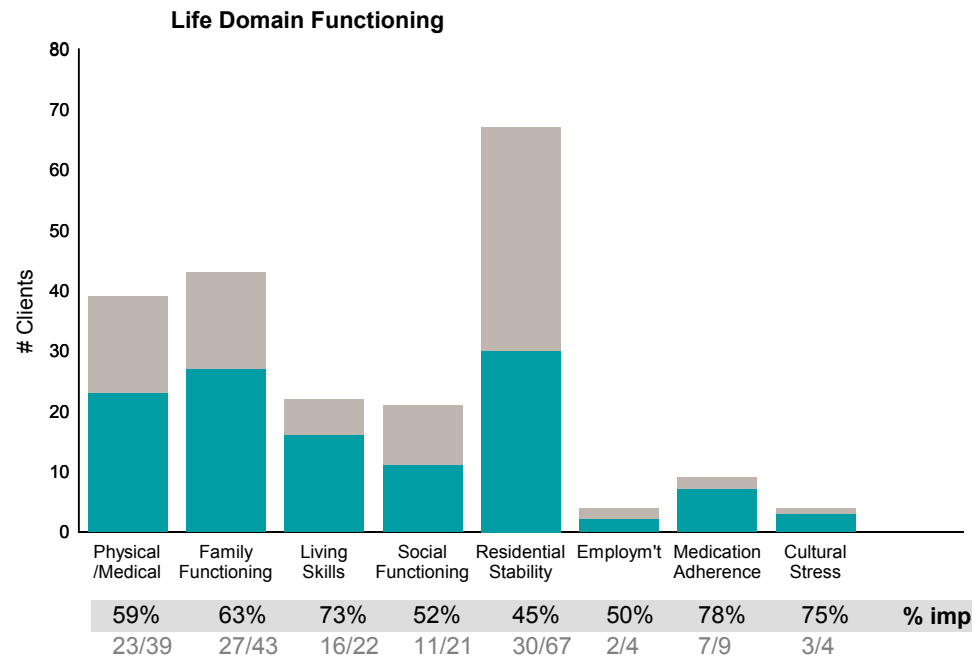
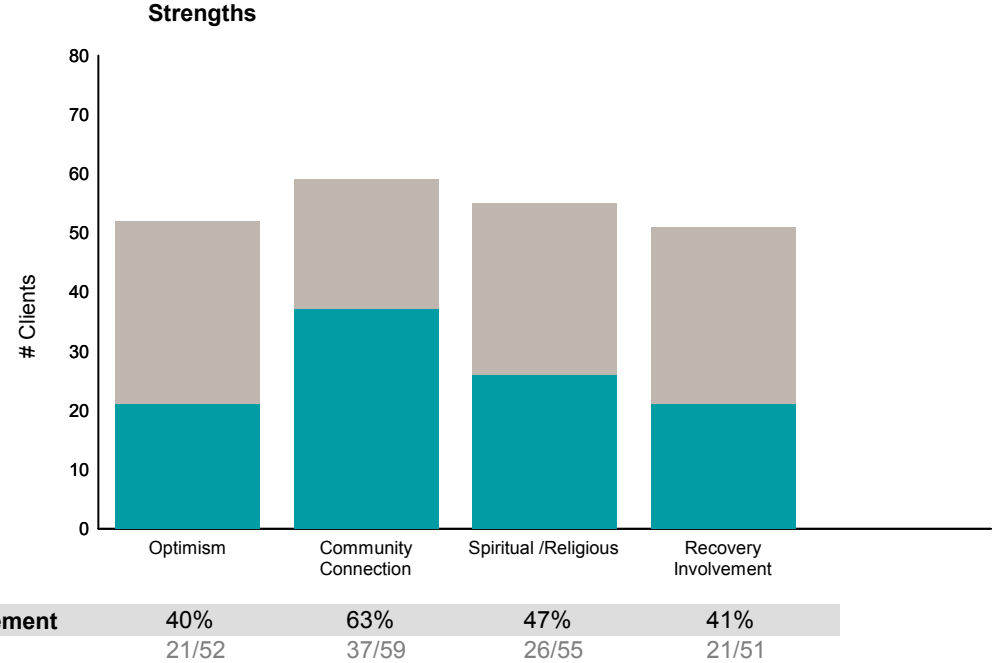
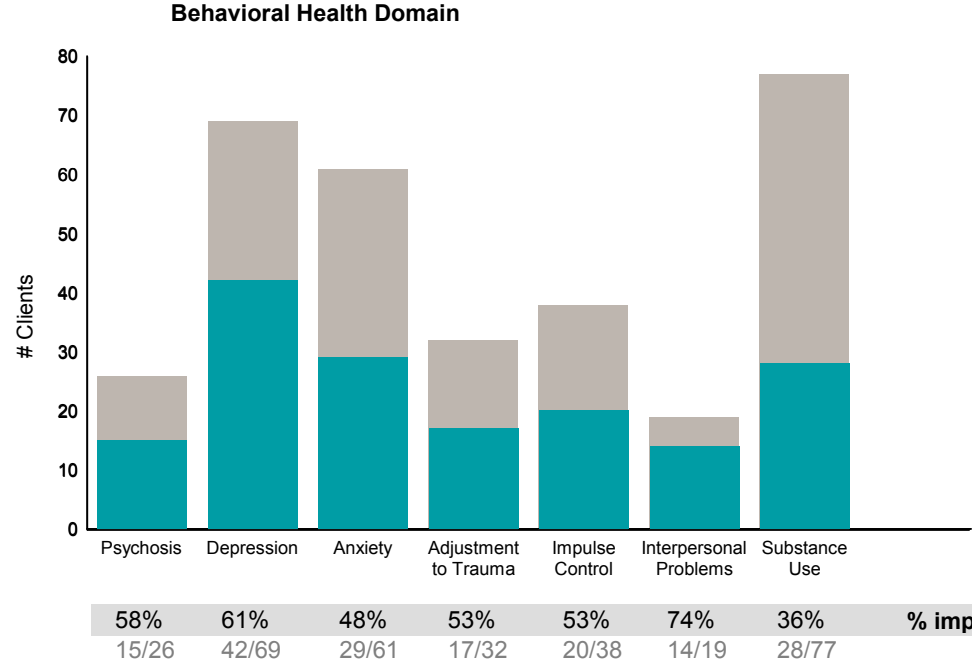


Item	% improvement
Physical /Medical	50% (2/4)
Family Functioning	50% (2/4)
Living Skills	100% (1/1)
Social Functioning	0% (0/0)
Residential Stability	100% (1/1)
Employm't	50% (1/2)
Medication Adherence	0% (0/0)
Cultural Stress	100% (1/1)
Danger to Self	0% (0/0)
Danger to Others	0% (0/0)
Self-Injurious Behavior	0% (0/0)
Grave Disability	0% (0/0)
Criminal Behavior	0% (0/0)
Exploitation	0% (0/0)

FY15-16 Objective A.2 ANSA Outcomes Item-Level Report
Jo Ruffin Place-Baker Residence (89911)

Didn't Improve
 Improved
 This report looks at current ANSAs to see how many clients improved on items rated 2 or 3 from the prior ANSA.

Num of episodes w/ min. 2 ANSAs: **79** Average days between ANSAs: **75.5** % clients improved on min. 30% of actionable items: **73% (= 58/79)**



This report reflects data from 7/1/2015 - 6/30/2016

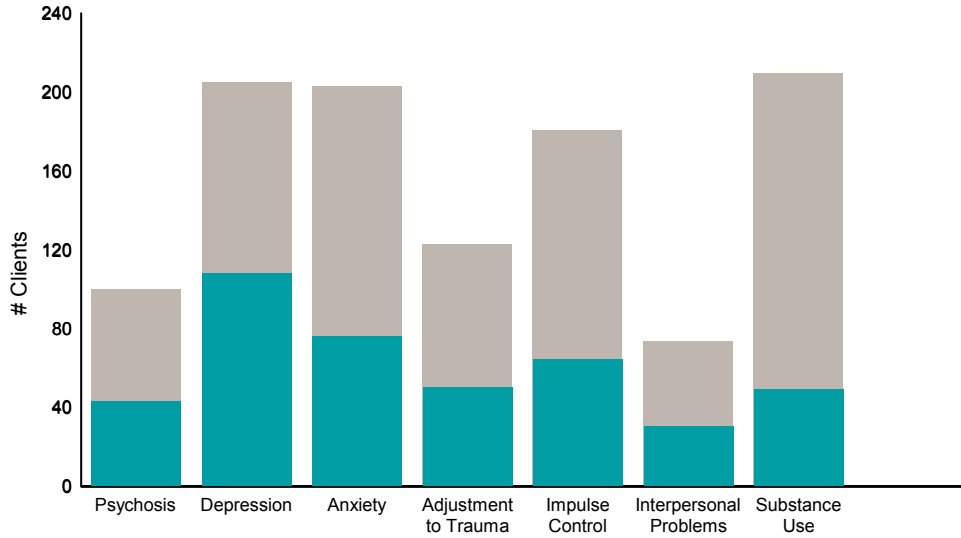


Didn't Improve
Improved

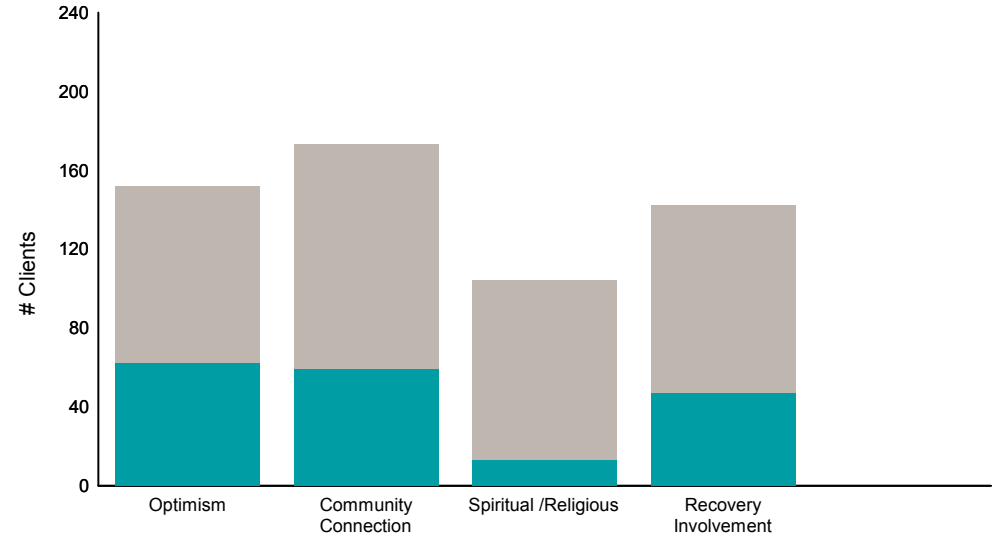
This report looks at current ANSAs to see how many clients improved on items rated 2 or 3 from the prior ANSA.

Num of episodes w/ min. 2 ANSAs: 231 Average days between ANSAs: 15.8 % clients improved on min. 30% of actionable items: **54% (= 124/231)**

Behavioral Health Domain

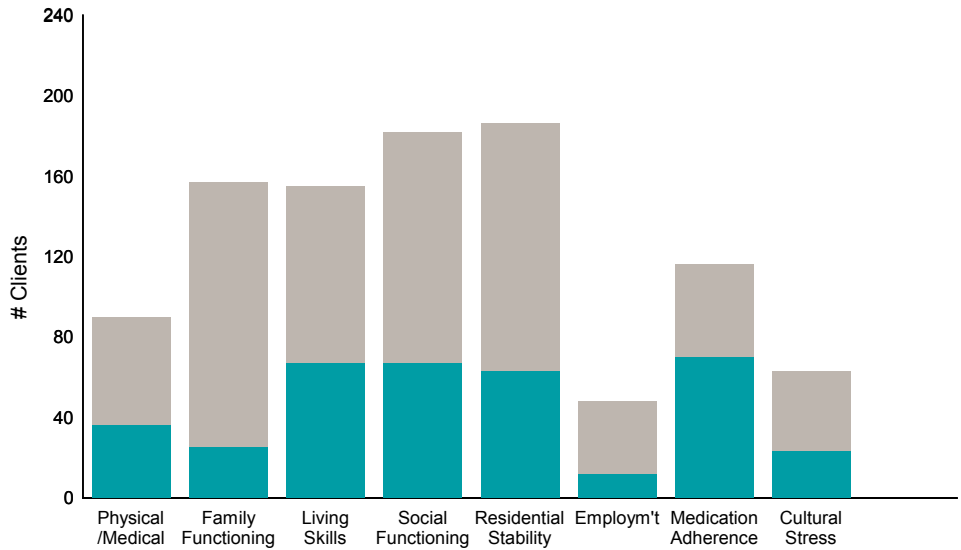


Strengths

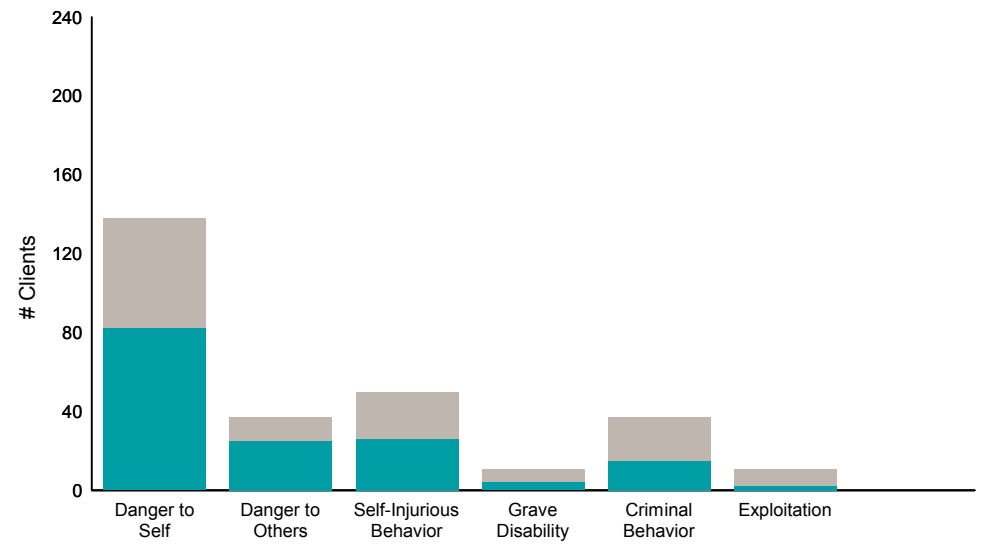


Item	% improvement
Psychosis	43% (43/100)
Depression	53% (108/205)
Anxiety	37% (76/203)
Adjustment to Trauma	41% (50/123)
Impulse Control	35% (64/181)
Interpersonal Problems	41% (30/74)
Substance Use	23% (49/210)
Optimism	41% (62/152)
Community Connection	34% (59/173)
Spiritual /Religious	13% (13/104)
Recovery Involvement	33% (47/142)

Life Domain Functioning



Risk Behaviors

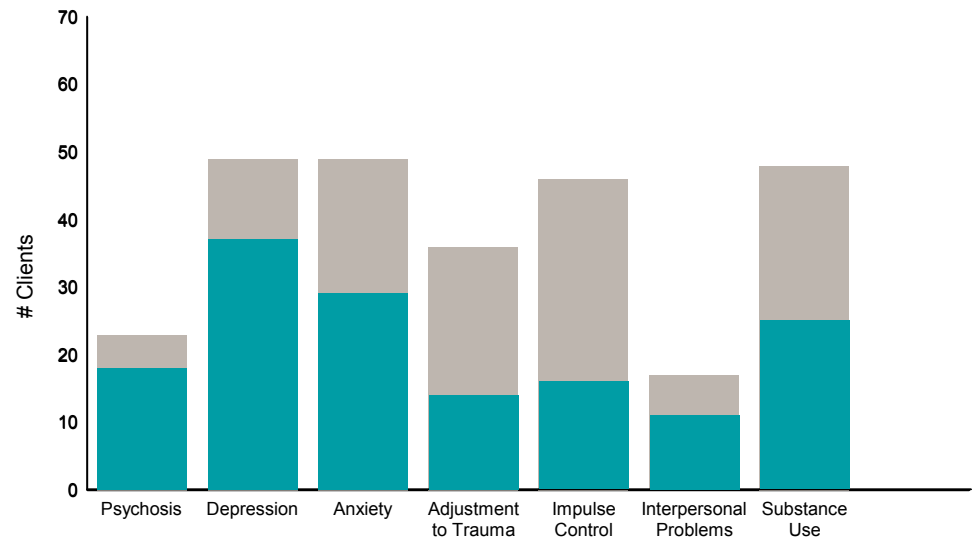


Item	% improvement
Physical /Medical	40% (36/90)
Family Functioning	16% (25/157)
Living Skills	43% (67/155)
Social Functioning	37% (67/182)
Residential Stability	34% (63/186)
Employm't	25% (12/48)
Medication Adherence	60% (70/116)
Cultural Stress	37% (23/63)
Danger to Self	59% (82/138)
Danger to Others	68% (25/37)
Self-Injurious Behavior	52% (26/50)
Grave Disability	36% (4/11)
Criminal Behavior	41% (15/37)
Exploitation	18% (2/11)

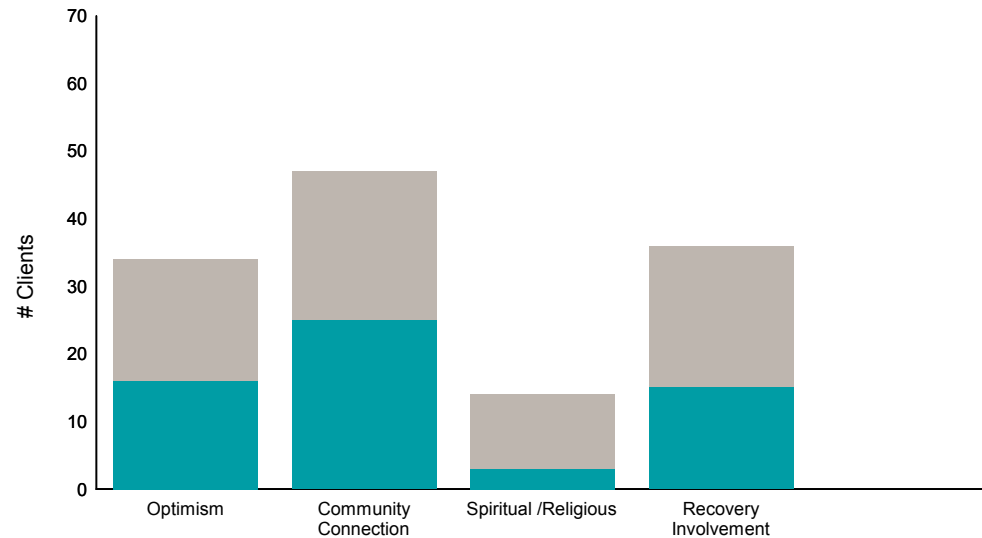
Didn't Improve
 Improved
 This report looks at current ANSAs to see how many clients improved on items rated 2 or 3 from the prior ANSA.

Num of episodes w/ min. 2 ANSAs: 63 Average days between ANSAs: 67.6 % clients improved on min. 30% of actionable items: **79% (= 50/63)**

Behavioral Health Domain

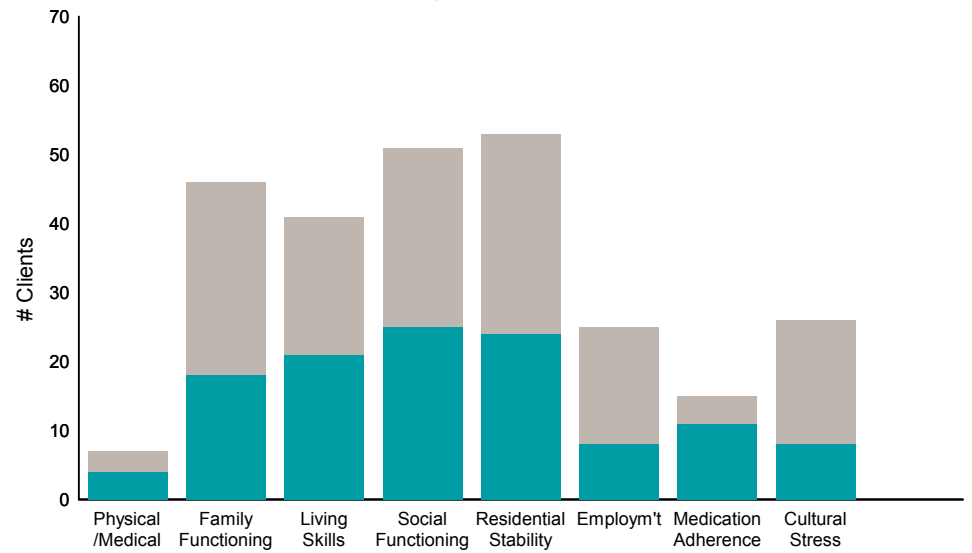


Strengths

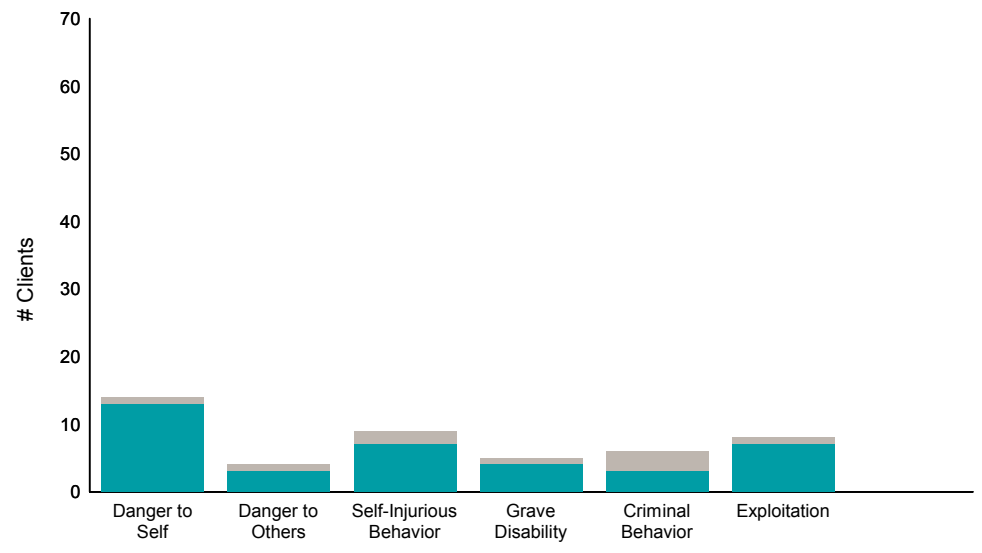


Item	% improvement
Psychosis	78% (18/23)
Depression	76% (37/49)
Anxiety	59% (29/49)
Adjustment to Trauma	39% (14/36)
Impulse Control	35% (16/46)
Interpersonal Problems	65% (11/17)
Substance Use	52% (25/48)
Optimism	47% (16/34)
Community Connection	53% (25/47)
Spiritual /Religious	21% (3/14)
Recovery Involvement	42% (15/36)

Life Domain Functioning



Risk Behaviors



Item	% improvement
Physical /Medical	57% (4/7)
Family Functioning	39% (18/46)
Living Skills	51% (21/41)
Social Functioning	49% (25/51)
Residential Stability	45% (24/53)
Employ'm't	32% (8/25)
Medication Adherence	73% (11/15)
Cultural Stress	31% (8/26)
Danger to Self	93% (13/14)
Danger to Others	75% (3/4)
Self-Injurious Behavior	78% (7/9)
Grave Disability	80% (4/5)
Criminal Behavior	50% (3/6)
Exploitation	88% (7/8)

This report reflects data from 7/1/2015 - 6/30/2016




FY15-16 Objective A.2 ANSA Outcomes Item-Level Report
Mission IMD Alternatives (38047)

Didn't Improve
 Improved
 This report looks at current ANSAs to see how many clients improved on items rated 2 or 3 from the prior ANSA.

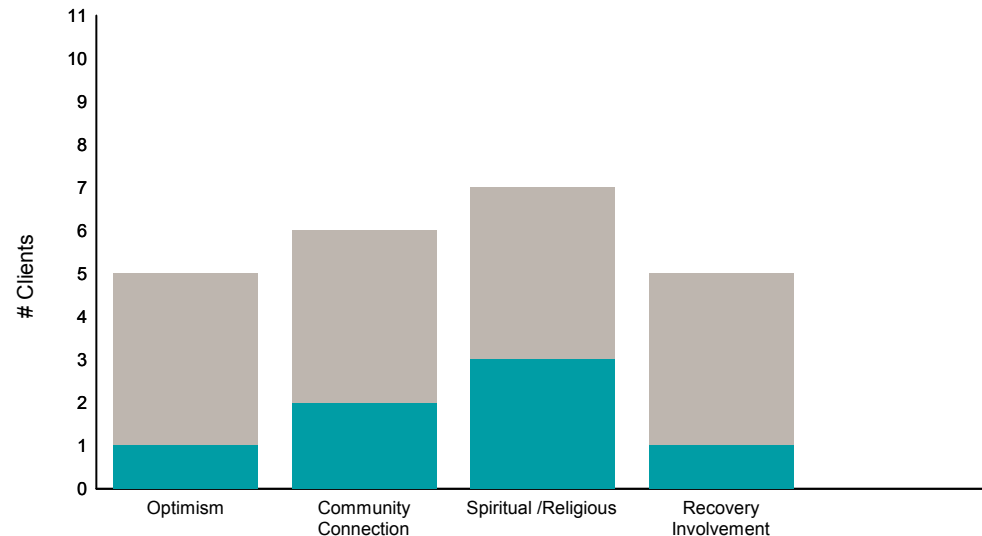
Num of episodes w/ min. 2 ANSAs: **11** Average days between ANSAs: **494.6** % clients improved on min. 30% of actionable items: **40% (= 4/10)**

Behavioral Health Domain



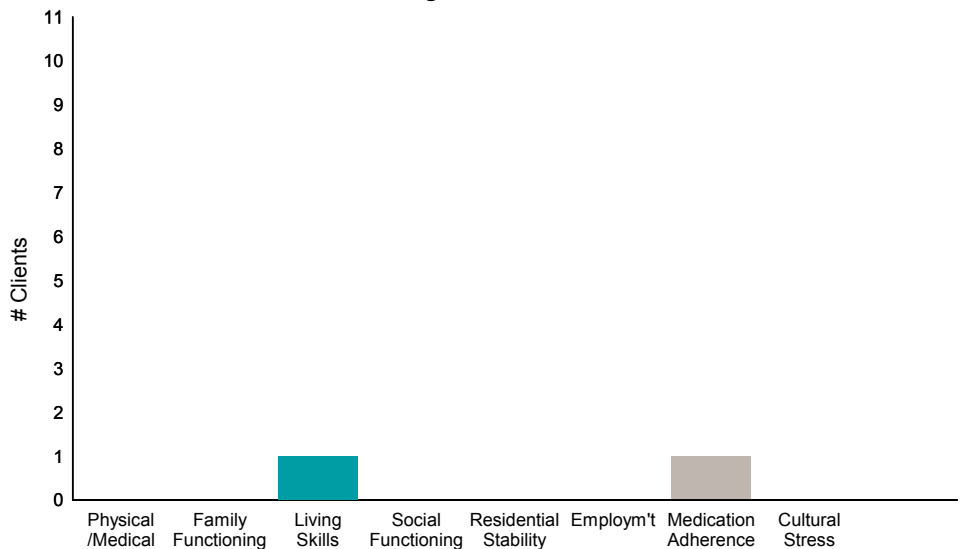
0%	0%	0%	0%	0%	0%	33%	% improvement
0/2	0/0	0/0	0/0	0/0	0/0	2/6	

Strengths



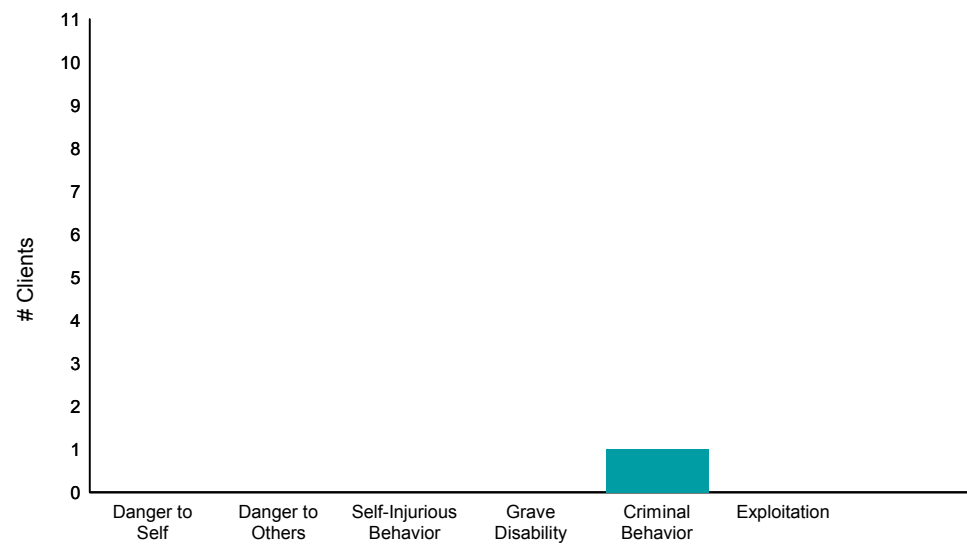
20%	33%	43%	20%
1/5	2/6	3/7	1/5

Life Domain Functioning



0%	0%	100%	0%	0%	0%	0%	0%	% improvement
0/0	0/0	1/1	0/0	0/0	0/0	0/1	0/0	

Risk Behaviors



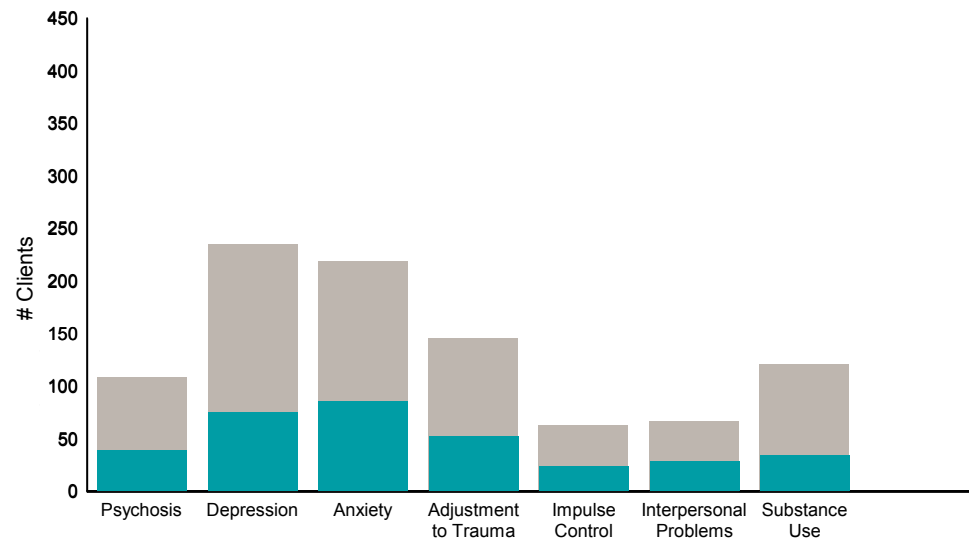
0%	0%	0%	0%	100%	0%
0/0	0/0	0/0	0/0	1/1	0/0

This report reflects data from 7/1/2015 - 6/30/2016

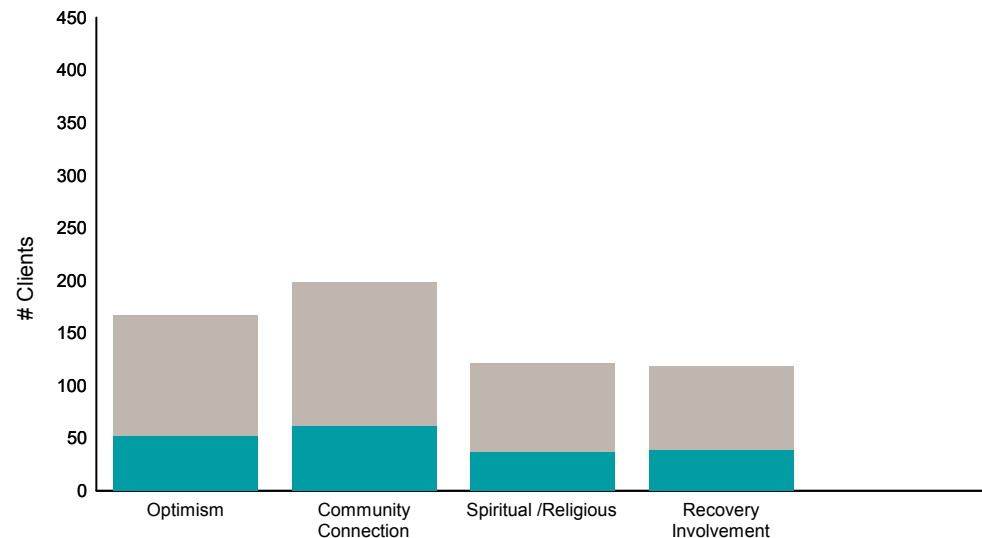
Didn't Improve
 Improved
 This report looks at current ANSAs to see how many clients improved on items rated 2 or 3 from the prior ANSA.

Num of episodes w/ min. 2 ANSAs: 402 Average days between ANSAs: 372.2 % clients improved on min. 30% of actionable items: **65% (= 203/310)**

Behavioral Health Domain

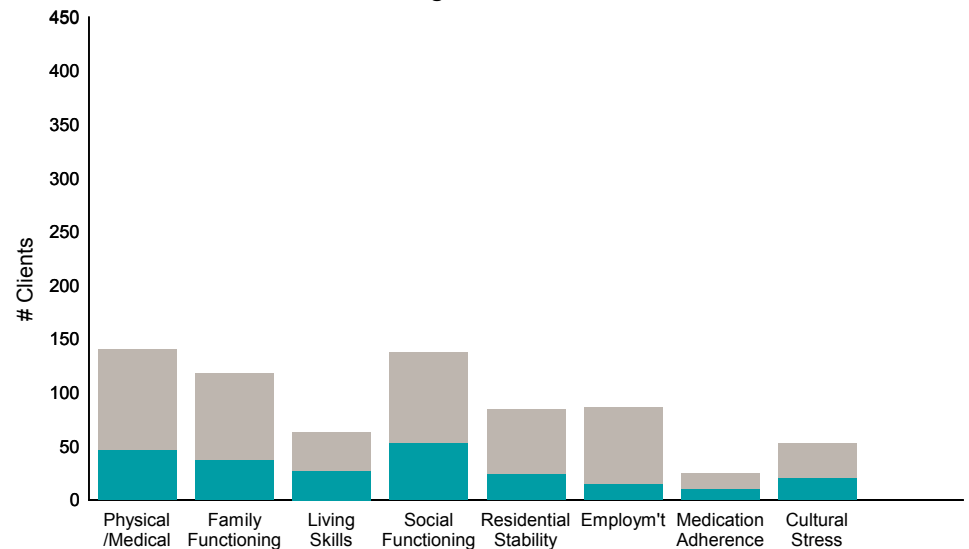


Strengths

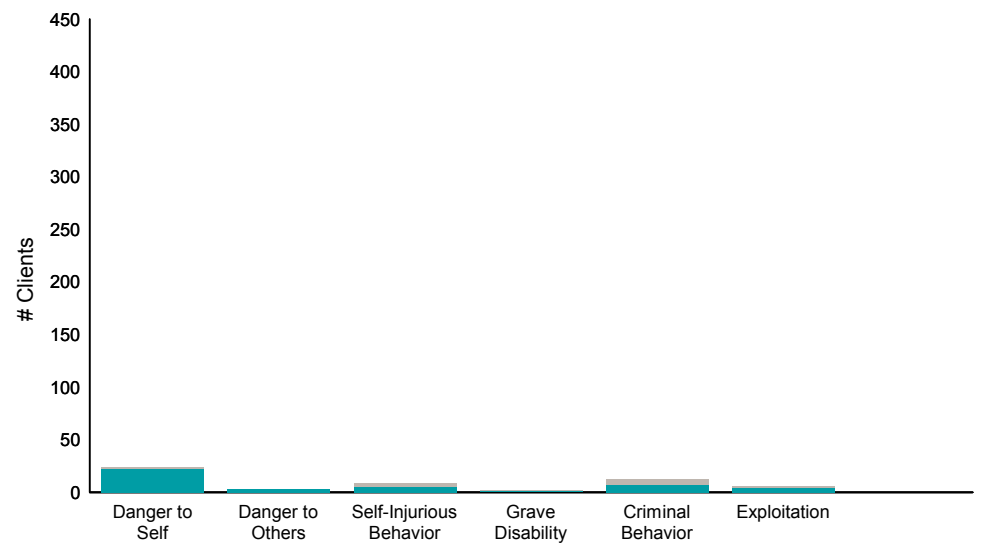


Item	% improvement
Psychosis	36% (39/109)
Depression	32% (75/235)
Anxiety	39% (85/219)
Adjustment to Trauma	36% (52/146)
Impulse Control	37% (23/63)
Interpersonal Problems	42% (28/67)
Substance Use	28% (34/121)
Optimism	31% (52/167)
Community Connection	31% (61/198)
Spiritual /Religious	30% (36/121)
Recovery Involvement	33% (39/118)

Life Domain Functioning



Risk Behaviors



Item	% improvement
Physical /Medical	33% (46/141)
Family Functioning	31% (37/118)
Living Skills	43% (27/63)
Social Functioning	38% (53/138)
Residential Stability	28% (24/85)
Employm't	17% (15/86)
Medication Adherence	40% (10/25)
Cultural Stress	38% (20/53)
Danger to Self	92% (22/24)
Danger to Others	100% (3/3)
Self-Injurious Behavior	56% (5/9)
Grave Disability	50% (1/2)
Criminal Behavior	58% (7/12)
Exploitation	67% (4/6)

This report reflects data from 7/1/2015 - 6/30/2016

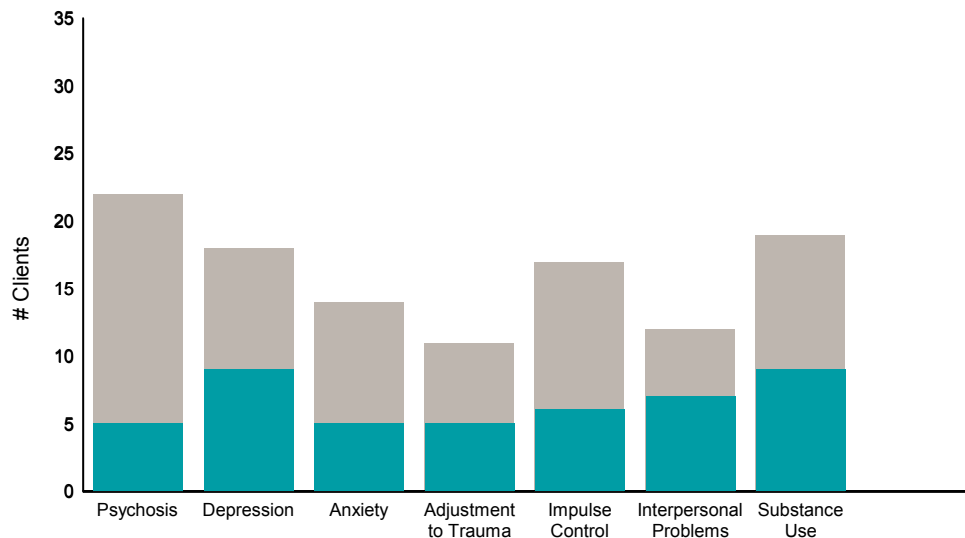


FY15-16 Objective A.2 ANSA Outcomes Item-Level Report
MISSION MH MISSION ACT (3804SP)

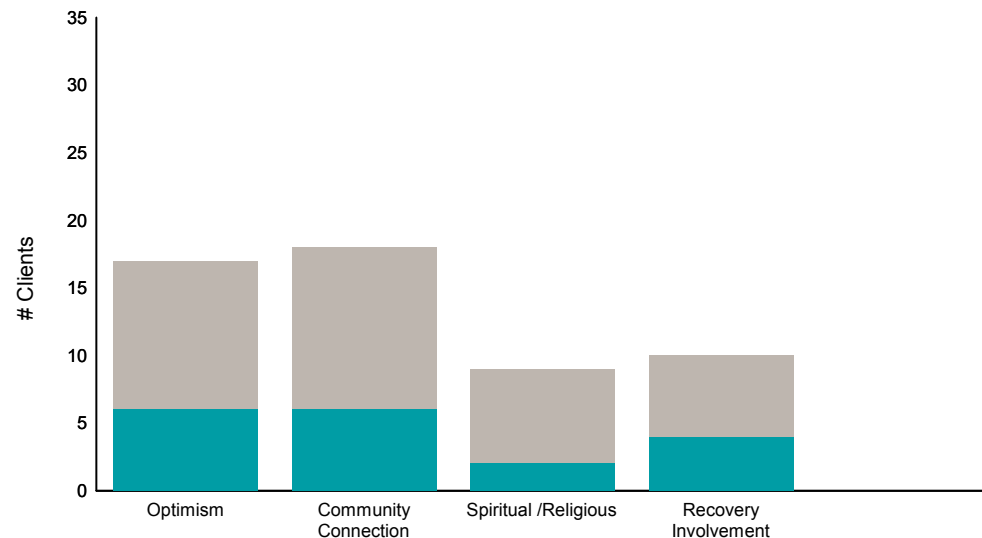
Didn't Improve
 Improved
 This report looks at current ANSAs to see how many clients improved on items rated 2 or 3 from the prior ANSA.

Num of episodes w/ min. 2 ANSAs: **33** Average days between ANSAs: **395.2** % clients improved on min. 30% of actionable items: **61% (= 20/33)**

Behavioral Health Domain

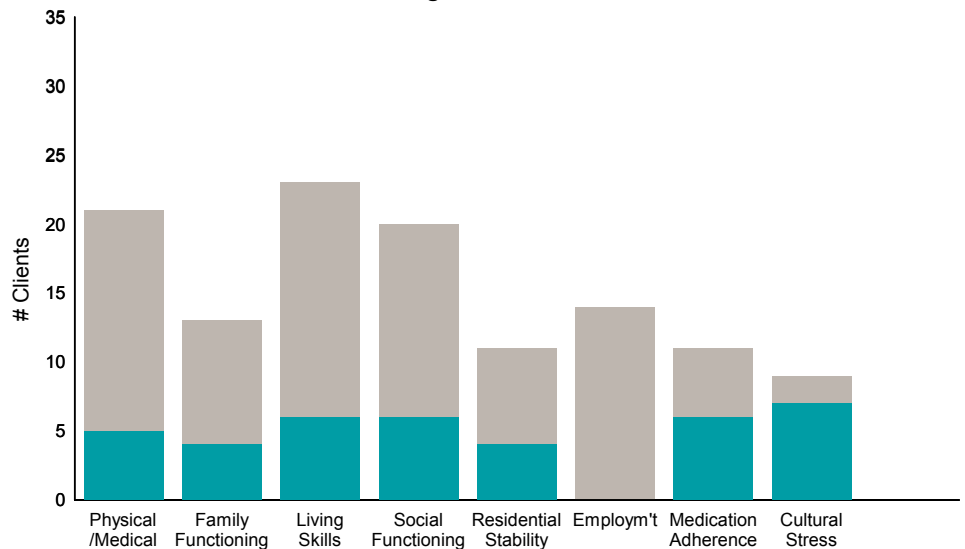


Strengths

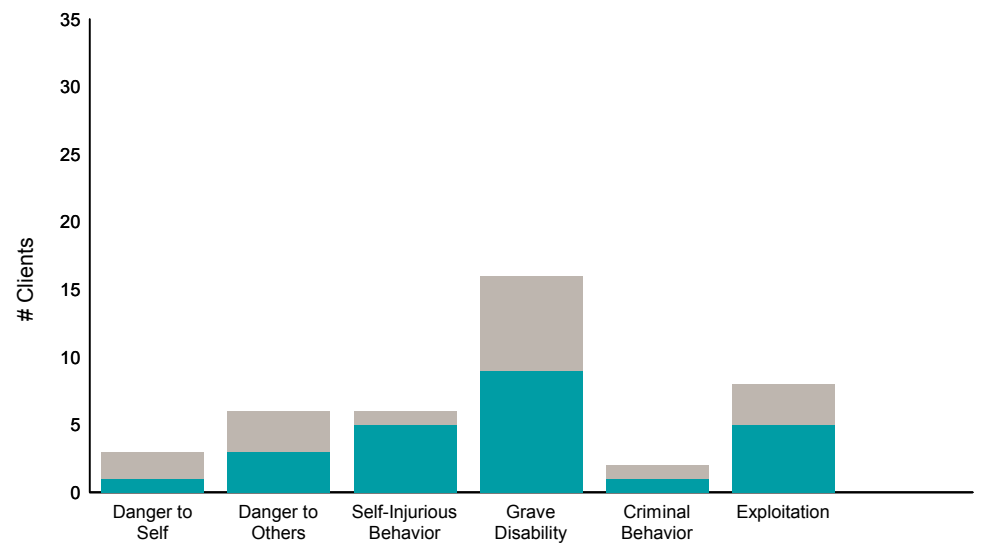


Item	% improvement	Sample Size
Psychosis	23%	5/22
Depression	50%	9/18
Anxiety	36%	5/14
Adjustment to Trauma	45%	5/11
Impulse Control	35%	6/17
Interpersonal Problems	58%	7/12
Substance Use	47%	9/19
Optimism	35%	6/17
Community Connection	33%	6/18
Spiritual /Religious	22%	2/9
Recovery Involvement	40%	4/10

Life Domain Functioning



Risk Behaviors



Item	% improvement	Sample Size
Physical /Medical	24%	5/21
Family Functioning	31%	4/13
Living Skills	26%	6/23
Social Functioning	30%	6/20
Residential Stability	36%	4/11
Employm't	0%	0/14
Medication Adherence	55%	6/11
Cultural Stress	78%	7/9
Danger to Self	33%	1/3
Danger to Others	50%	3/6
Self-Injurious Behavior	83%	5/6
Grave Disability	56%	9/16
Criminal Behavior	50%	1/2
Exploitation	63%	5/8

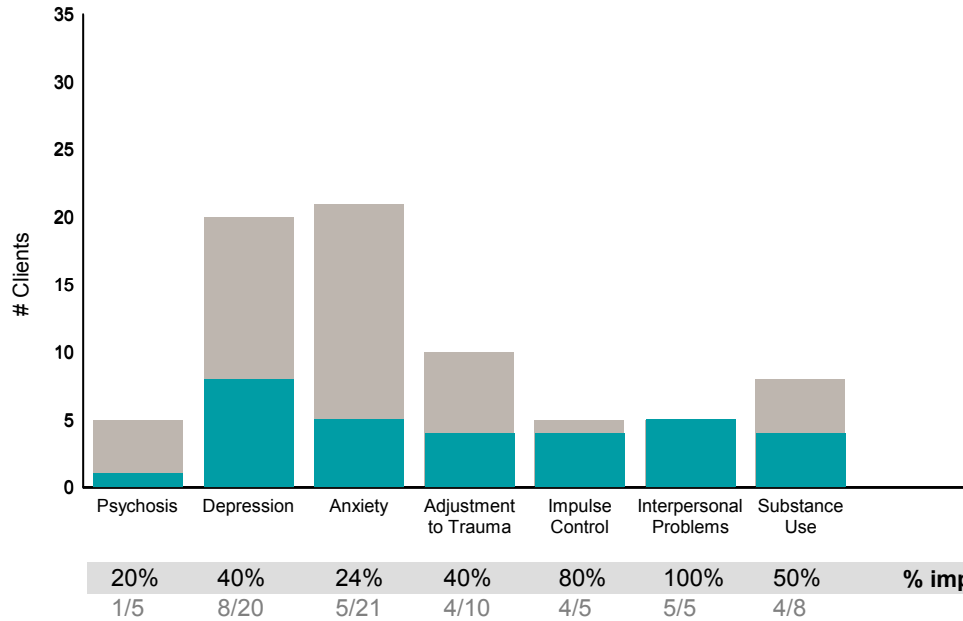
This report reflects data from 7/1/2015 - 6/30/2016

■ Didn't Improve
■ Improved

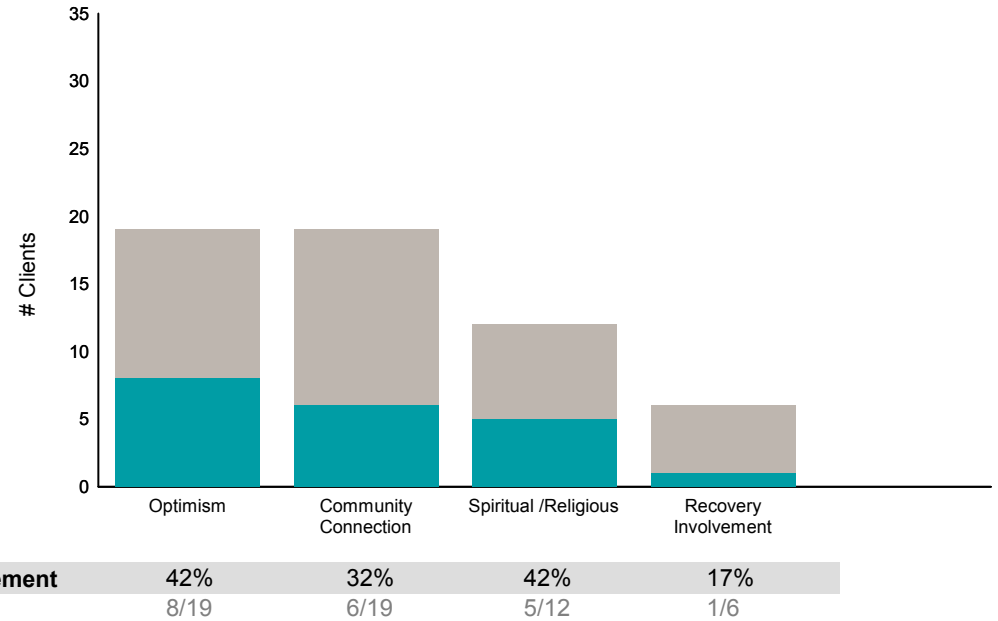
This report looks at current ANSAs to see how many clients improved on items rated 2 or 3 from the prior ANSA.

Num of episodes w/ min. 2 ANSAs: 32 Average days between ANSAs: 345.7 % clients improved on min. 30% of actionable items: **61% (= 14/23)**

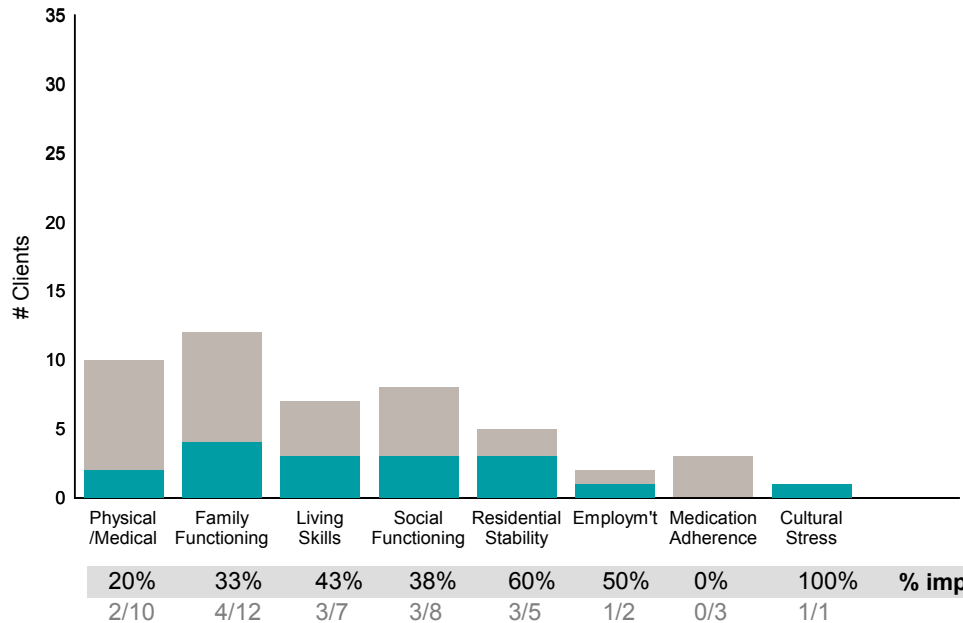
Behavioral Health Domain



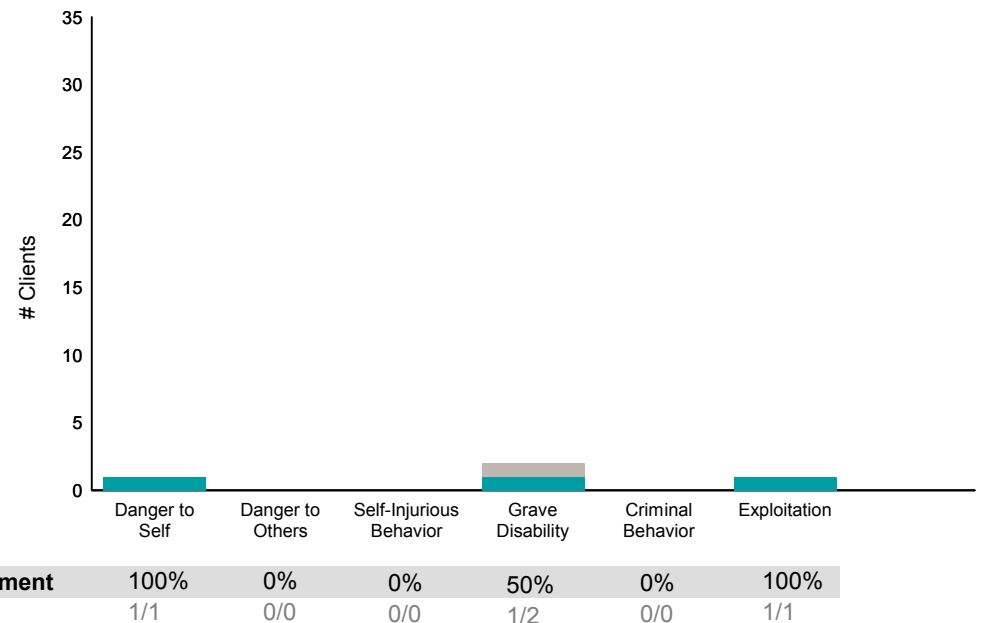
Strengths



Life Domain Functioning



Risk Behaviors

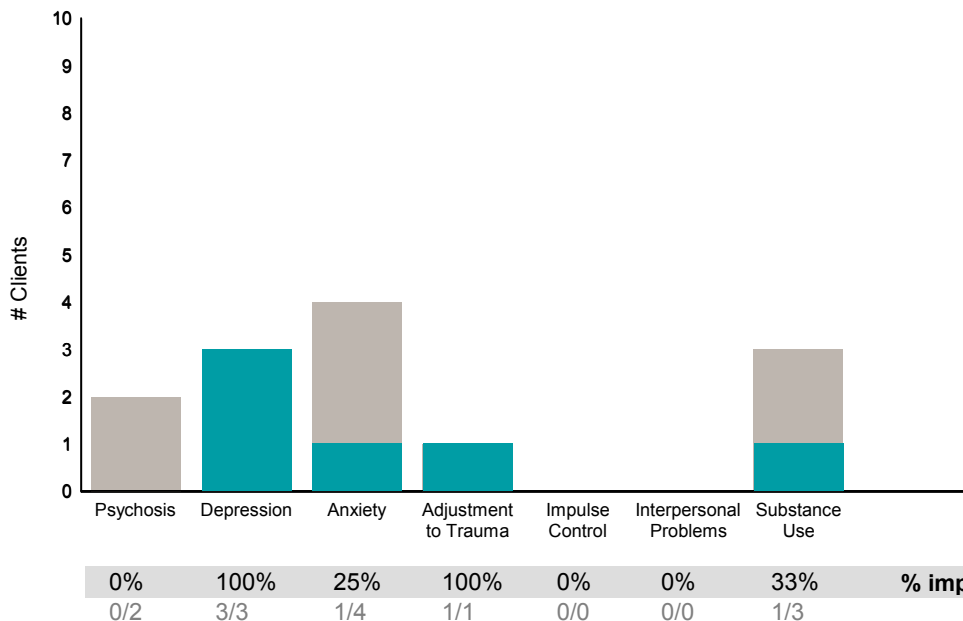


FY15-16 Objective A.2 ANSA Outcomes Item-Level Report
Odyssey House Outpatient (3840OP)

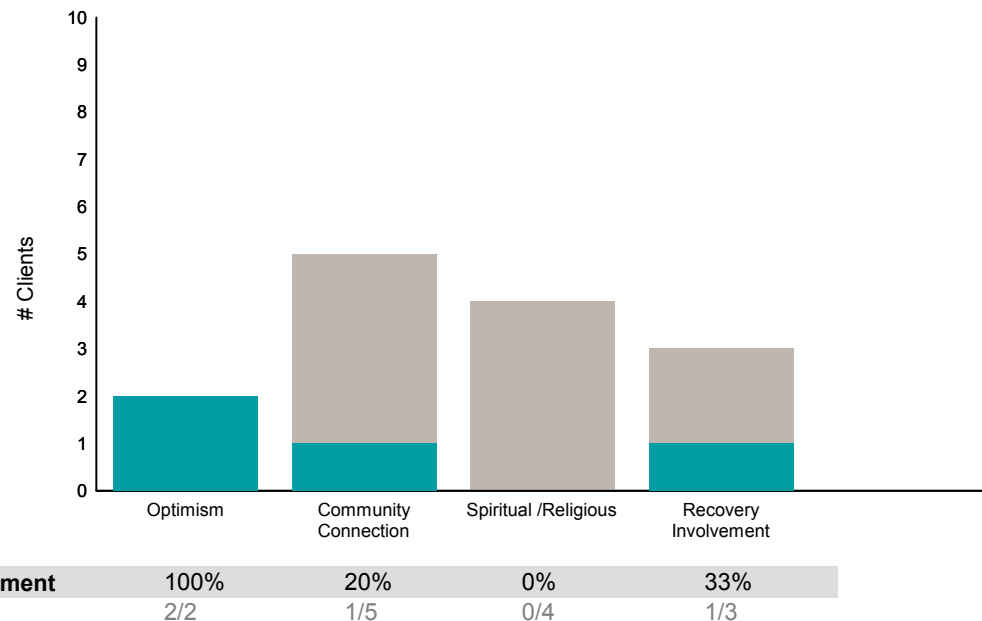
Didn't Improve
 Improved
 This report looks at current ANSAs to see how many clients improved on items rated 2 or 3 from the prior ANSA.

Num of episodes w/ min. 2 ANSAs: **10** Average days between ANSAs: **307.1** % clients improved on min. 30% of actionable items: **30% (= 3/10)**

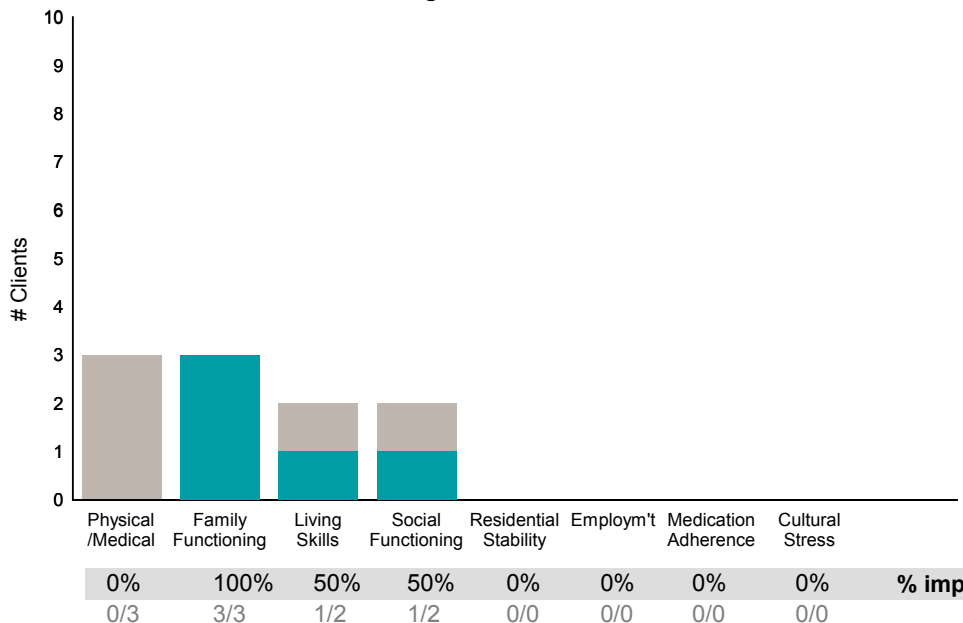
Behavioral Health Domain



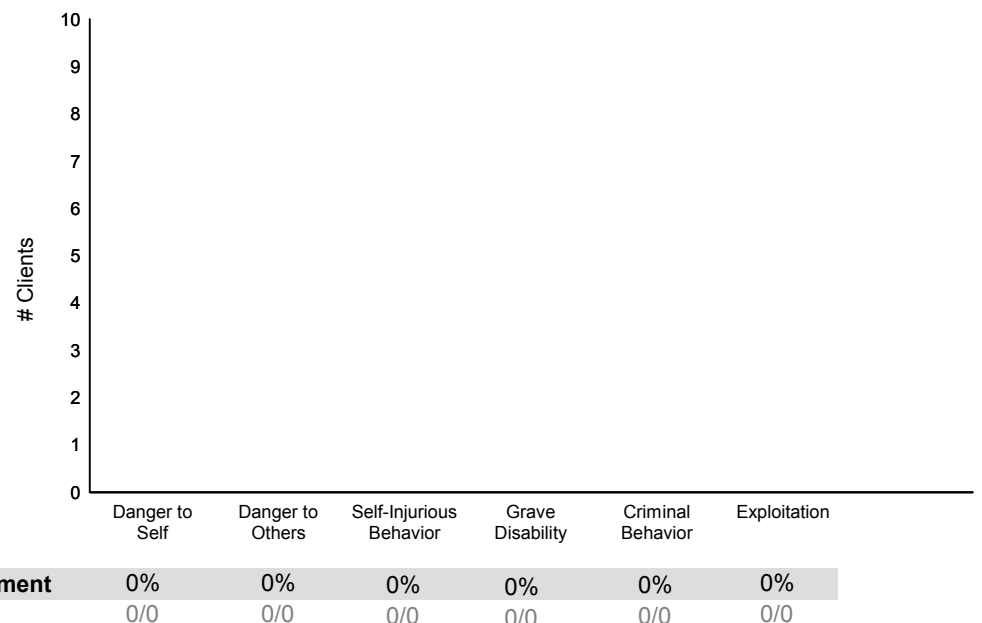
Strengths



Life Domain Functioning



Risk Behaviors



This report reflects data from 7/1/2015 - 6/30/2016

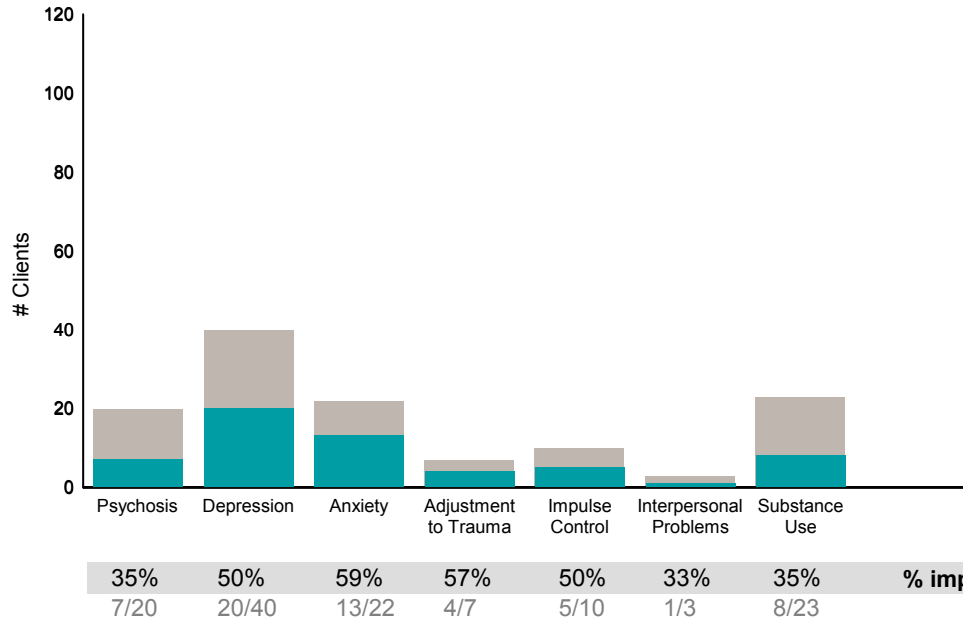
FY15-16 Objective A.2 ANSA Outcomes Item-Level Report
Older Adult Mental Health Cons (EPISODE, 89073)

Didn't Improve
 Improved

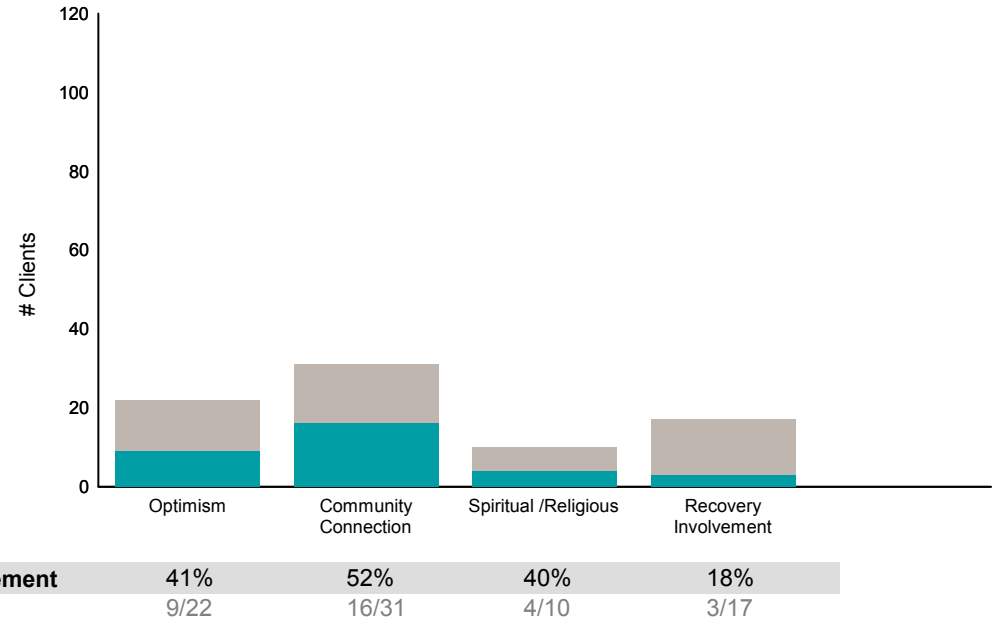
This report looks at current ANSAs to see how many clients improved on items rated 2 or 3 from the prior ANSA.

Num of episodes w/ min. 2 ANSAs: 115 Average days between ANSAs: 394.9 % clients improved on min. 30% of actionable items: **68% (= 53/78)**

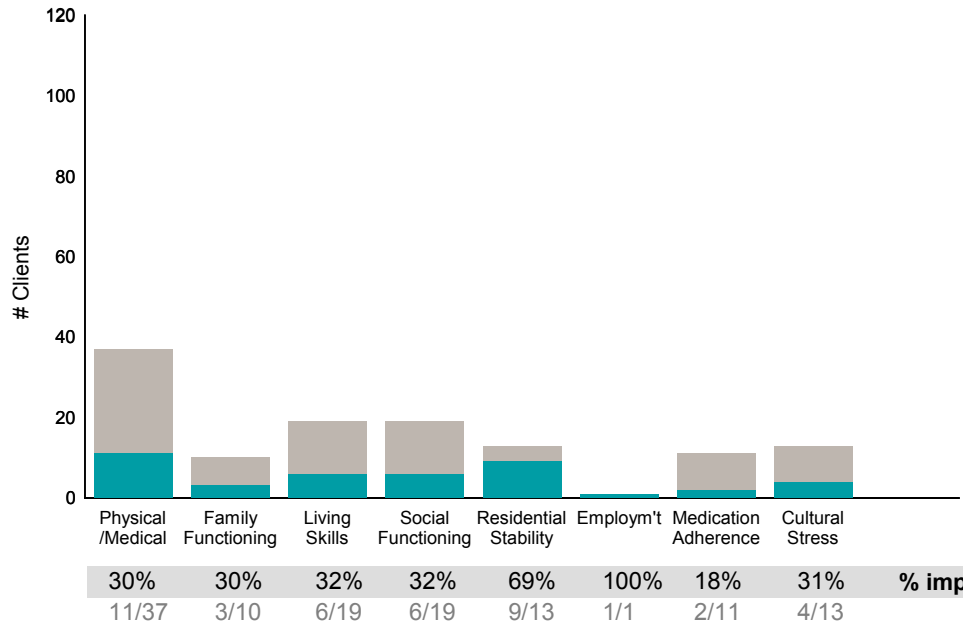
Behavioral Health Domain



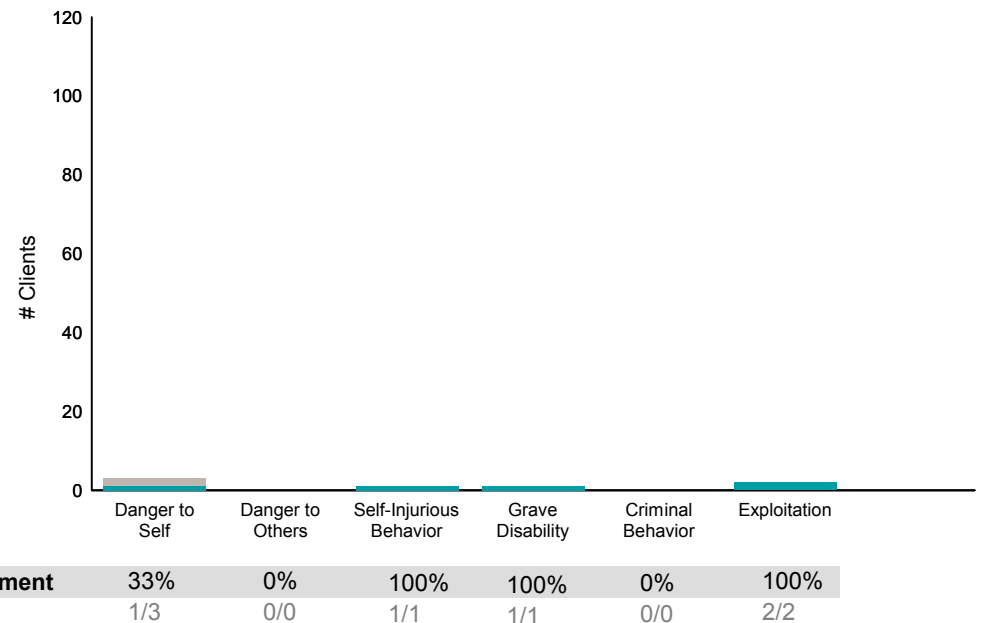
Strengths



Life Domain Functioning



Risk Behaviors



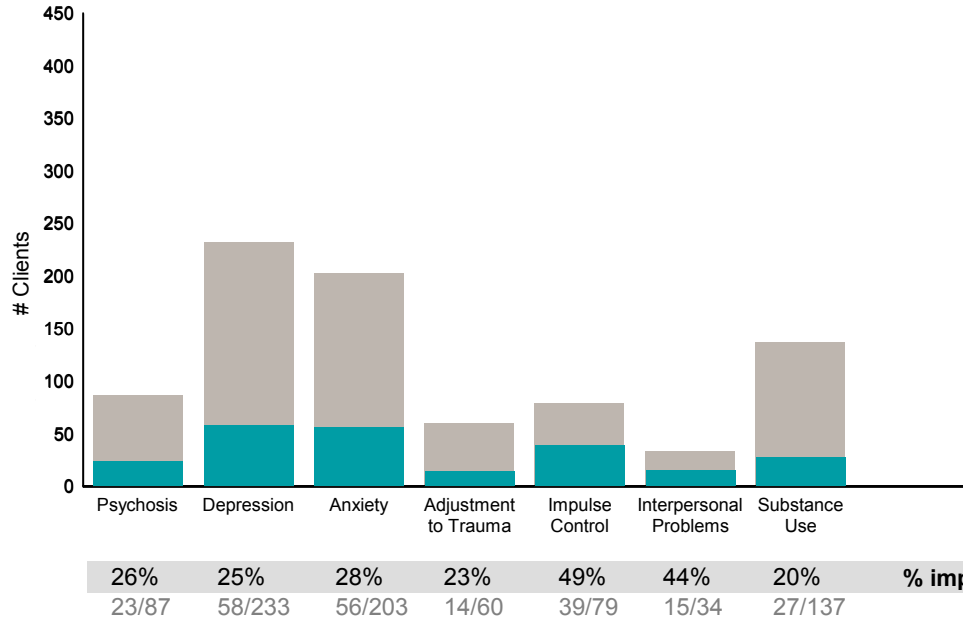
This report reflects data from 7/1/2015 - 6/30/2016

Didn't Improve
 Improved

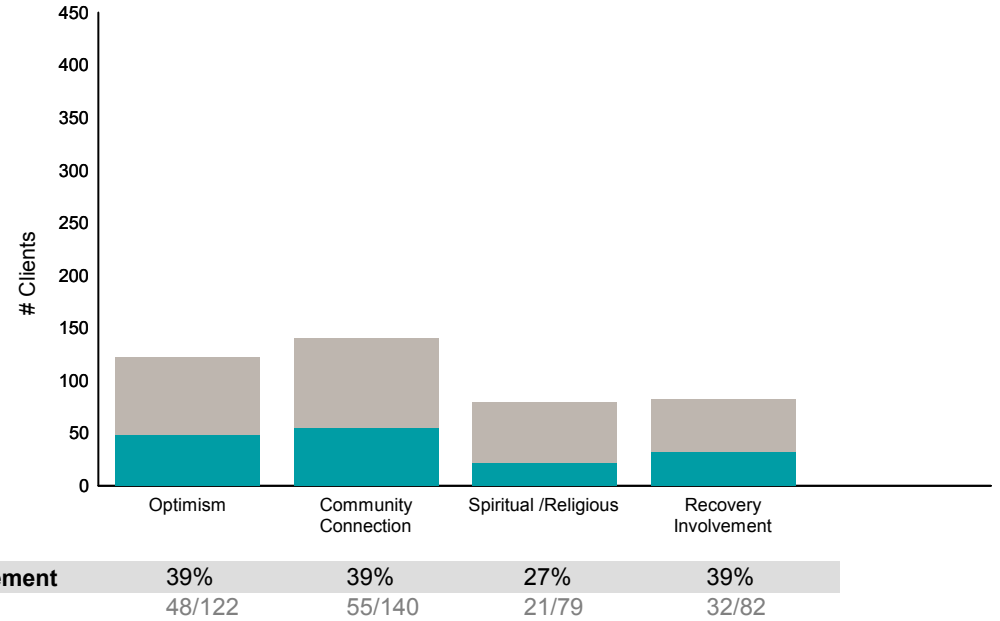
This report looks at current ANSAs to see how many clients improved on items rated 2 or 3 from the prior ANSA.

Num of episodes w/ min. 2 ANSAs: 411 Average days between ANSAs: 377.1 % clients improved on min. 30% of actionable items: **57% (= 217/378)**

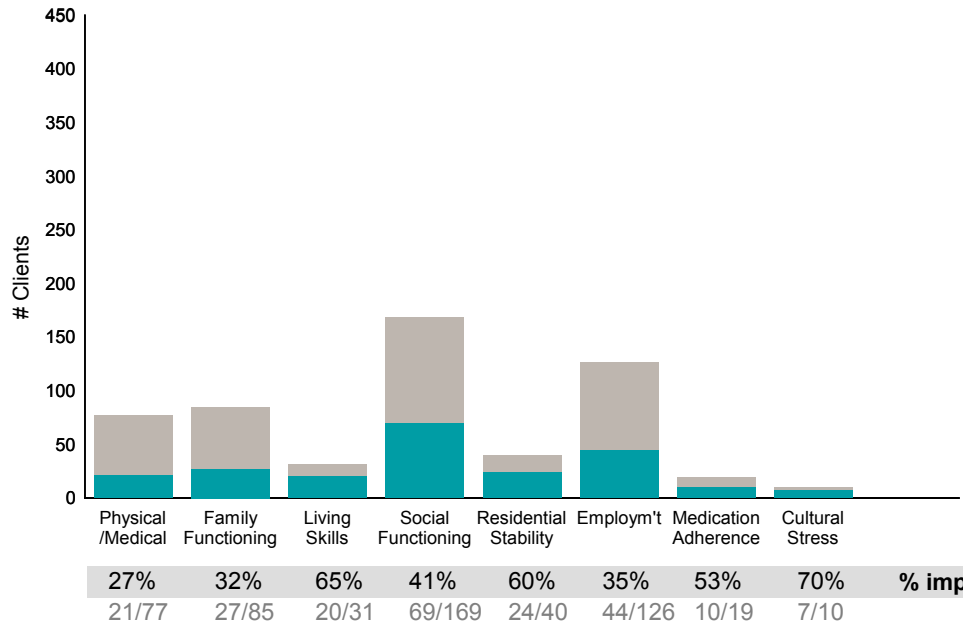
Behavioral Health Domain



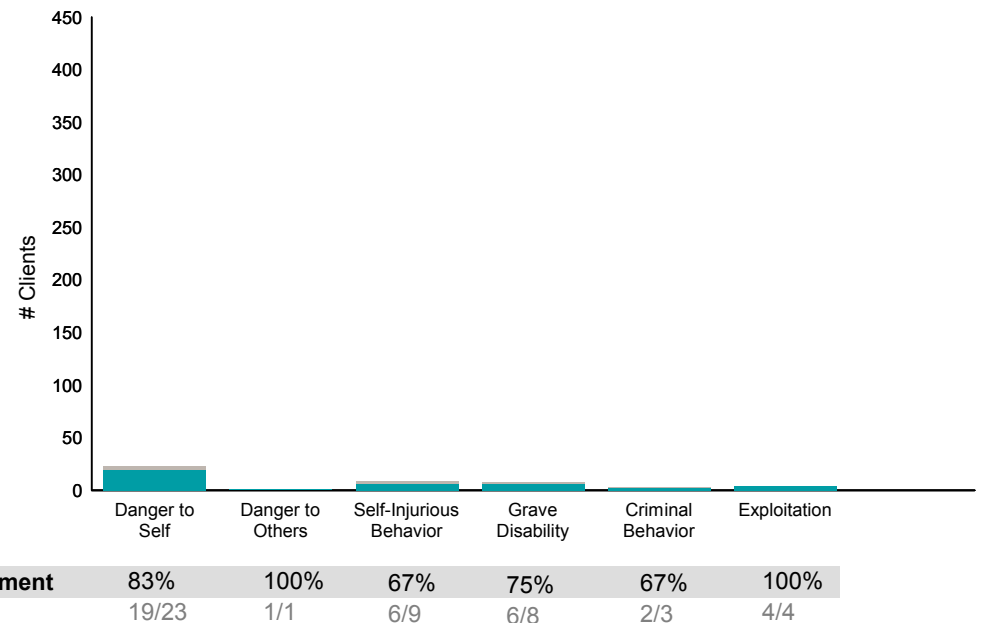
Strengths



Life Domain Functioning



Risk Behaviors

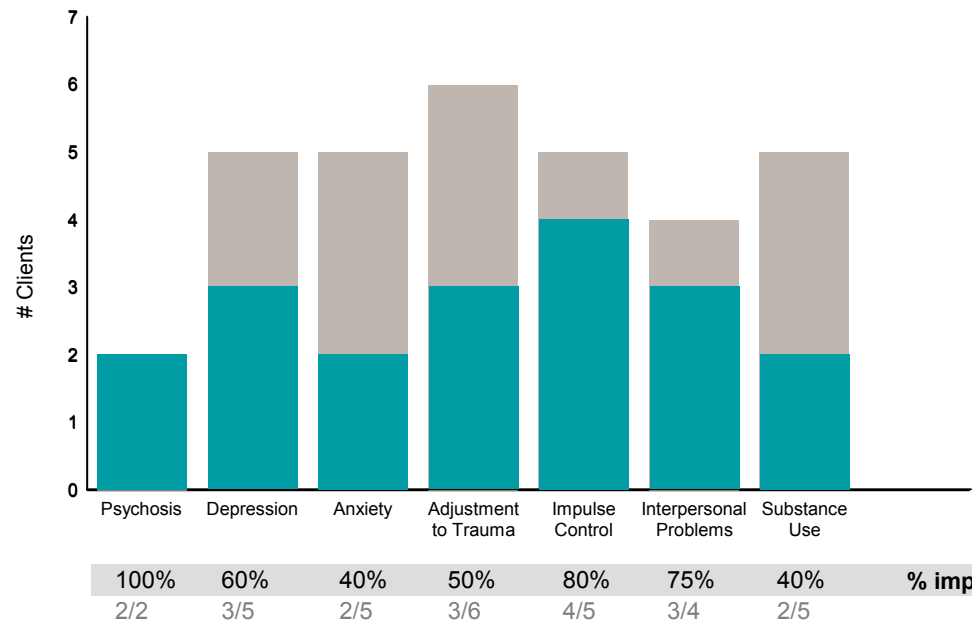


FY15-16 Objective A.2 ANSA Outcomes Item-Level Report
Progress Ashbury House & Day Treatment (8984 EPISODE, 89841)

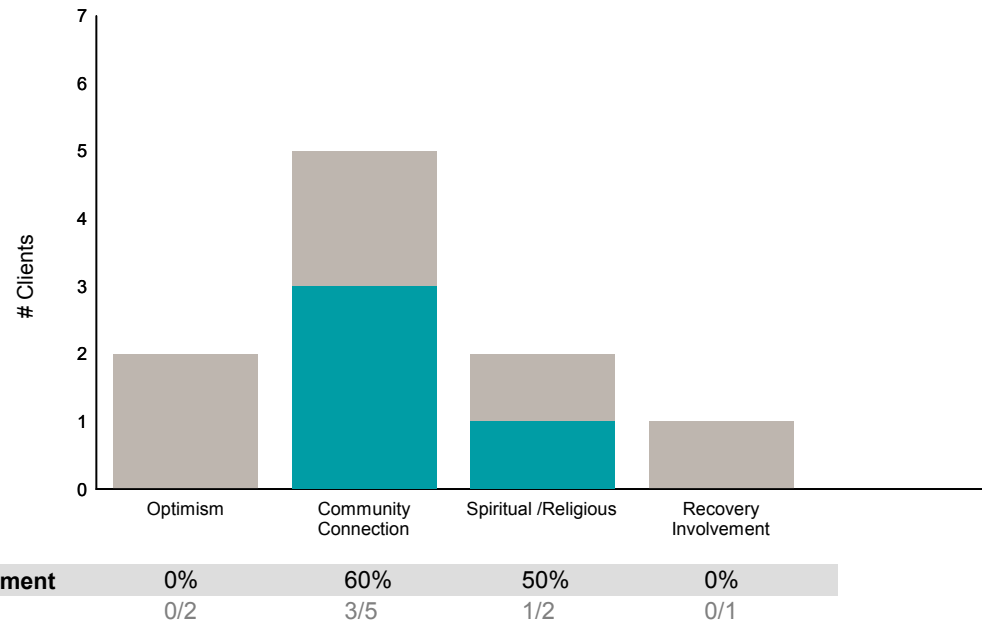
Didn't Improve
 Improved
 This report looks at current ANSAs to see how many clients improved on items rated 2 or 3 from the prior ANSA.

Num of episodes w/ min. 2 ANSAs: **7** Average days between ANSAs: **139.1** % clients improved on min. 30% of actionable items: **71% (= 5/7)**

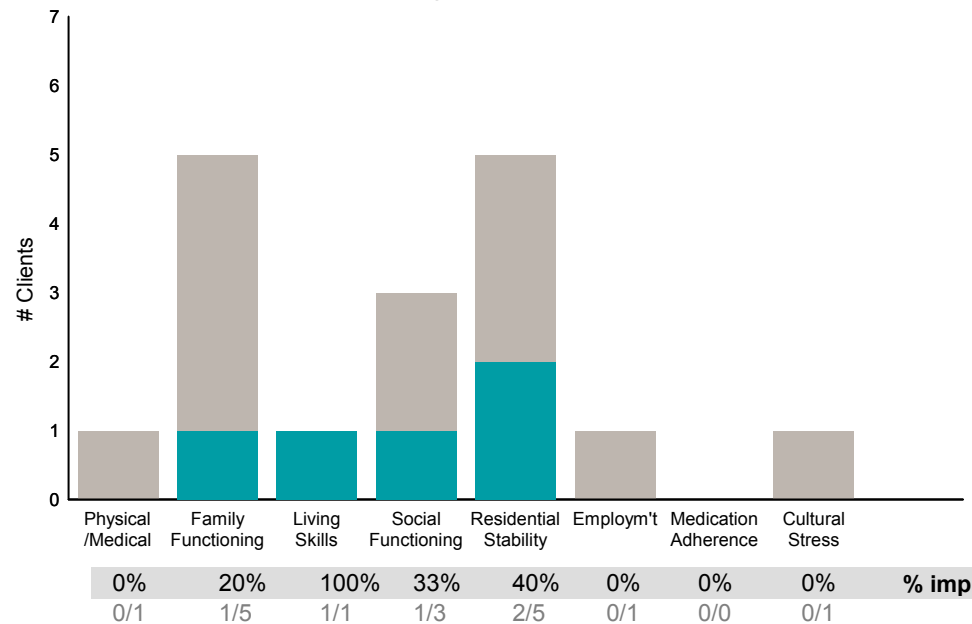
Behavioral Health Domain



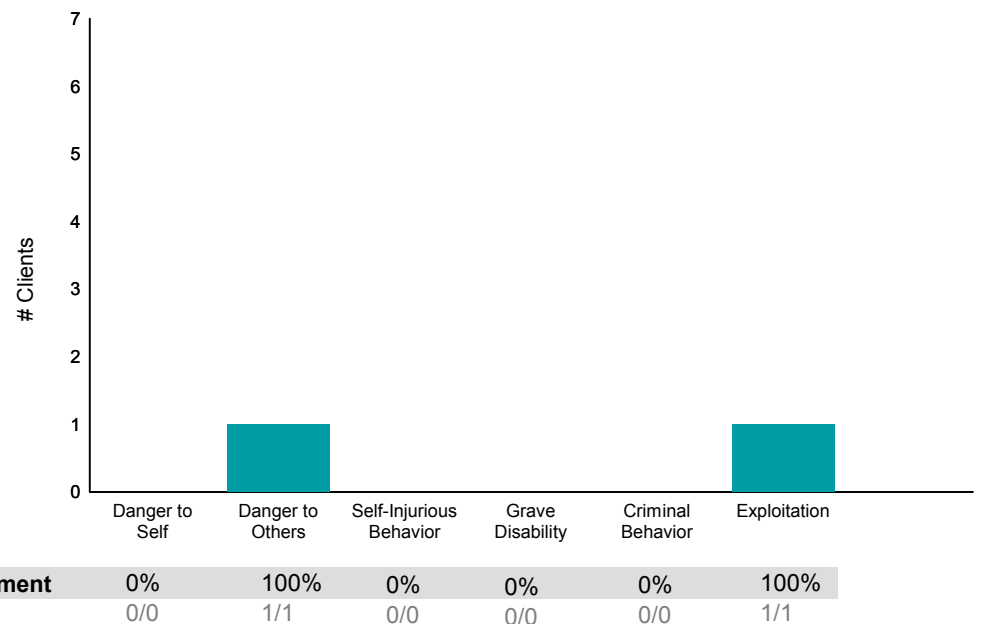
Strengths



Life Domain Functioning



Risk Behaviors



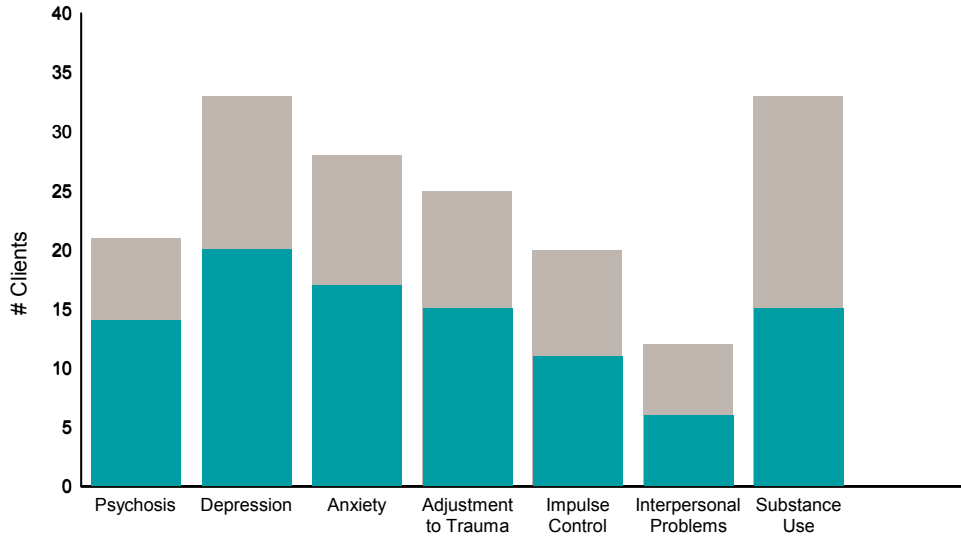
This report reflects data from 7/1/2015 - 6/30/2016

Didn't Improve
Improved

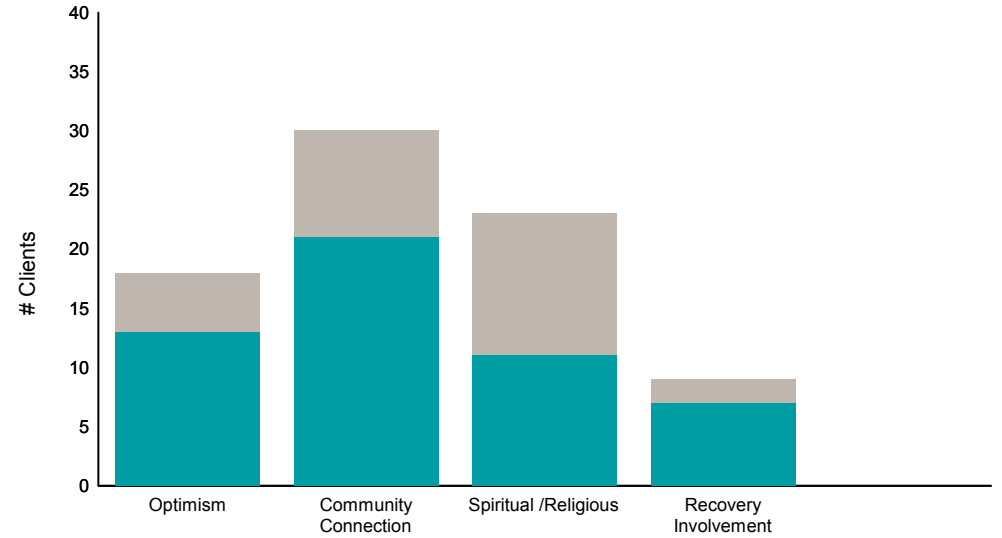
This report looks at current ANSAs to see how many clients improved on items rated 2 or 3 from the prior ANSA.

Num of episodes w/ min. 2 ANSAs: 40 Average days between ANSAs: 69.9 % clients improved on min. 30% of actionable items: **70% (= 28/40)**

Behavioral Health Domain

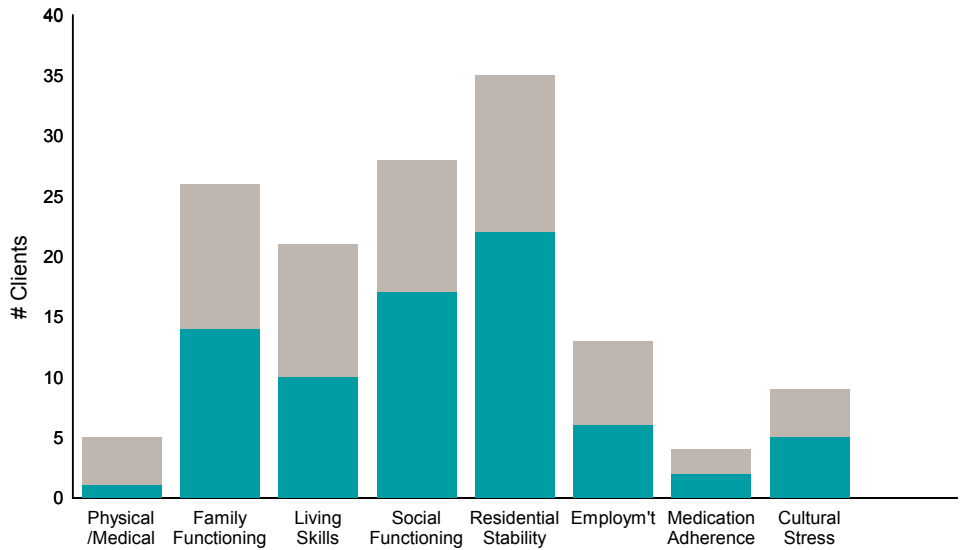


Strengths

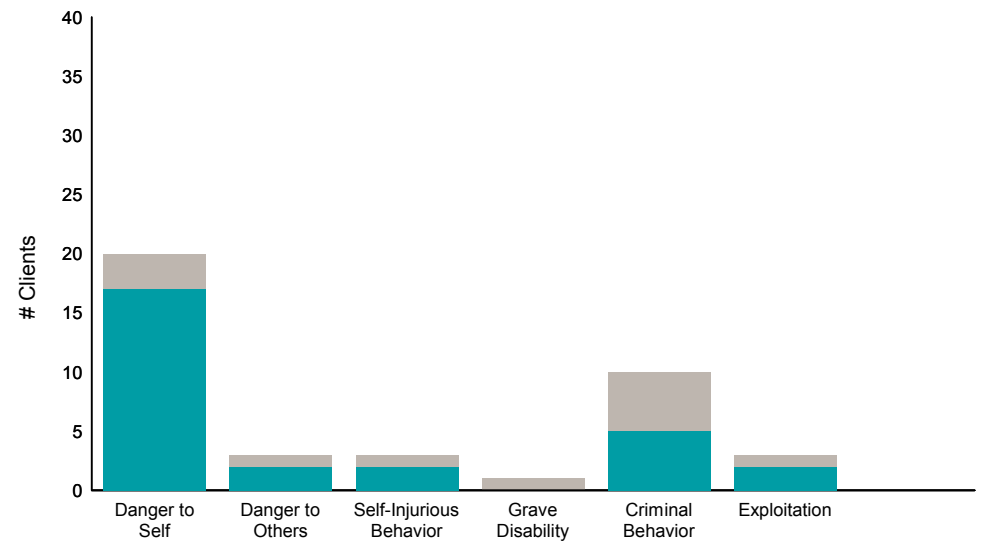


Item	% improvement	Count
Psychosis	67%	14/21
Depression	61%	20/33
Anxiety	61%	17/28
Adjustment to Trauma	60%	15/25
Impulse Control	55%	11/20
Interpersonal Problems	50%	6/12
Substance Use	45%	15/33
Optimism	72%	13/18
Community Connection	70%	21/30
Spiritual /Religious	48%	11/23
Recovery Involvement	78%	7/9

Life Domain Functioning



Risk Behaviors



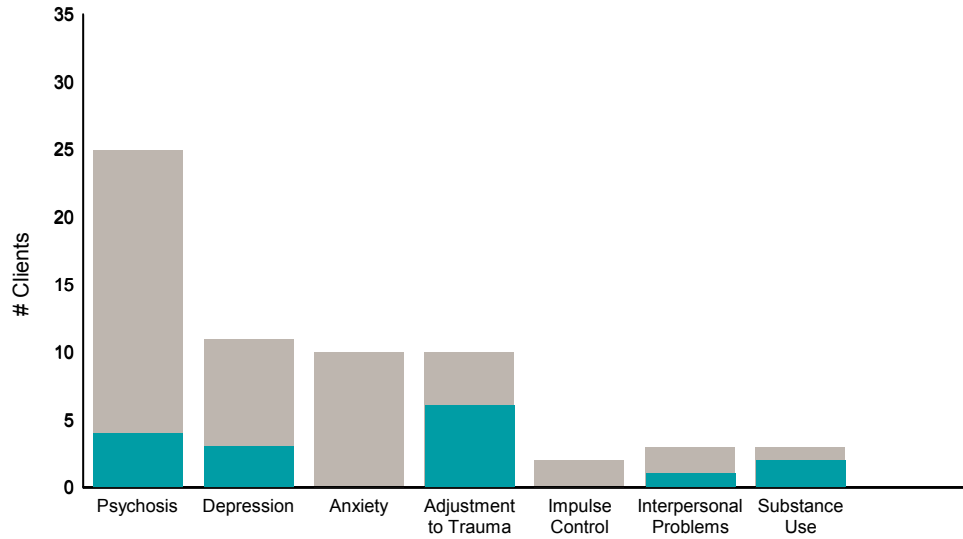
Item	% improvement	Count
Physical /Medical	20%	1/5
Family Functioning	54%	14/26
Living Skills	48%	10/21
Social Functioning	61%	17/28
Residential Stability	63%	22/35
Employm't	46%	6/13
Medication Adherence	50%	2/4
Cultural Stress	56%	5/9
Danger to Self	85%	17/20
Danger to Others	67%	2/3
Self-Injurious Behavior	67%	2/3
Grave Disability	0%	0/1
Criminal Behavior	50%	5/10
Exploitation	67%	2/3

■ Didn't Improve
■ Improved

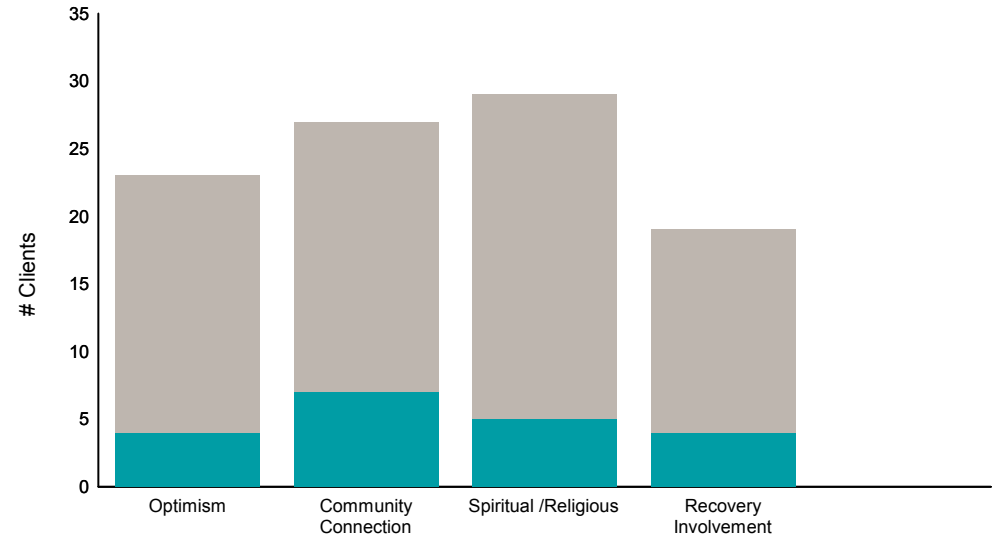
This report looks at current ANSAs to see how many clients improved on items rated 2 or 3 from the prior ANSA.

Num of episodes w/ min. 2 ANSAs: 34 Average days between ANSAs: 324.8 % clients improved on min. 30% of actionable items: **47% (= 16/34)**

Behavioral Health Domain

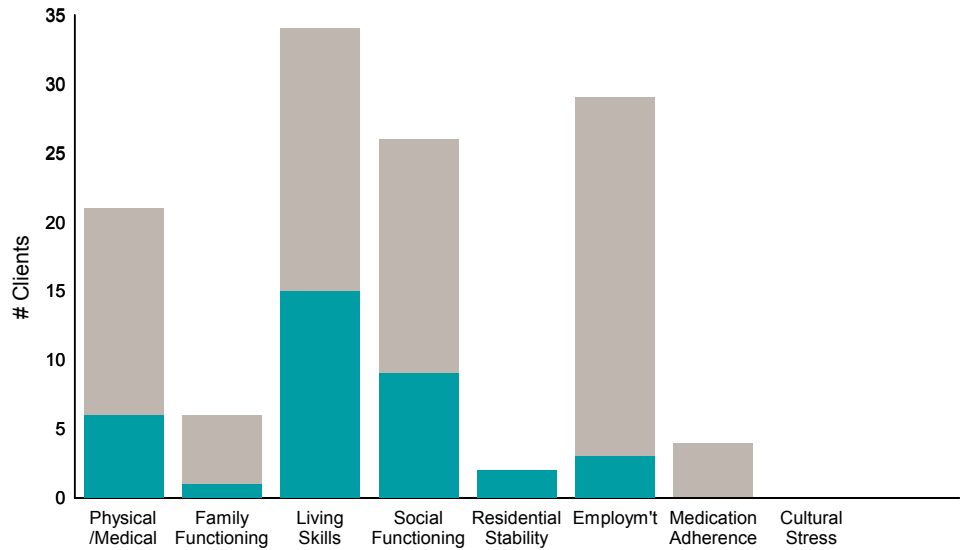


Strengths

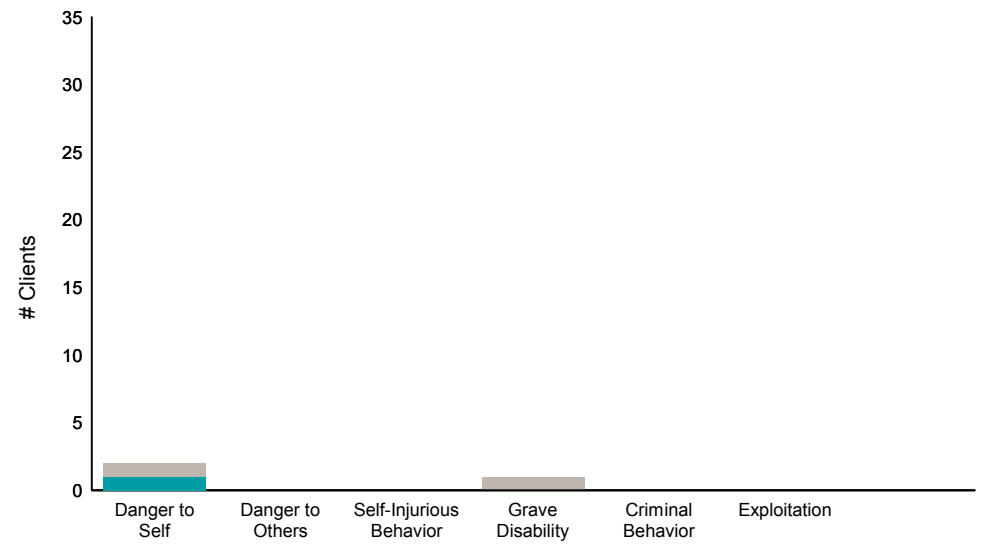


Item	% improvement
Psychosis	16% (4/25)
Depression	27% (3/11)
Anxiety	0% (0/10)
Adjustment to Trauma	60% (6/10)
Impulse Control	0% (0/2)
Interpersonal Problems	33% (1/3)
Substance Use	67% (2/3)
Optimism	17% (4/23)
Community Connection	26% (7/27)
Spiritual /Religious	17% (5/29)
Recovery Involvement	21% (4/19)

Life Domain Functioning



Risk Behaviors

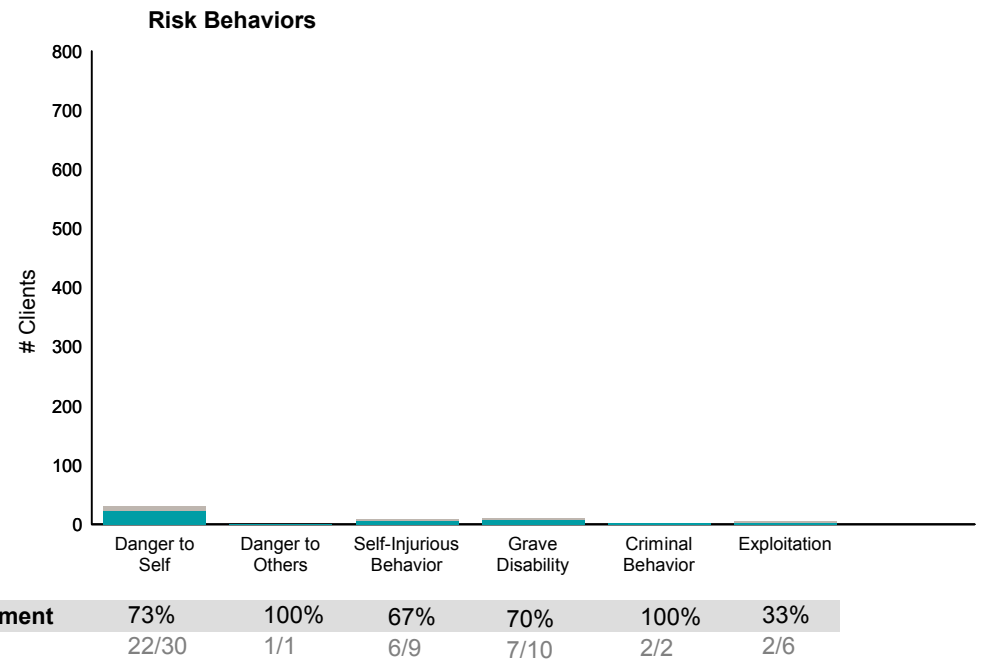
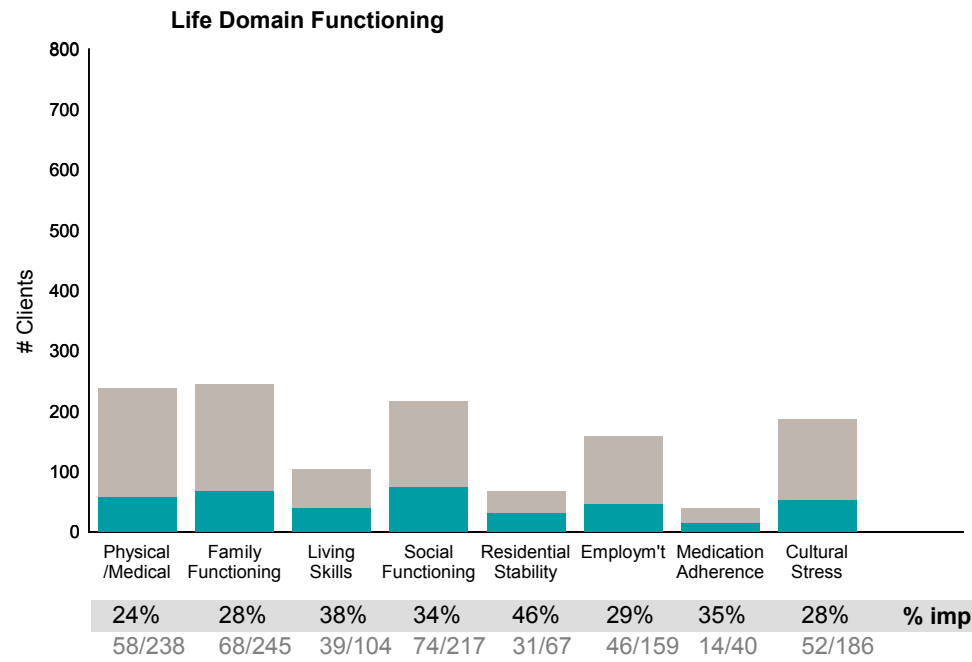
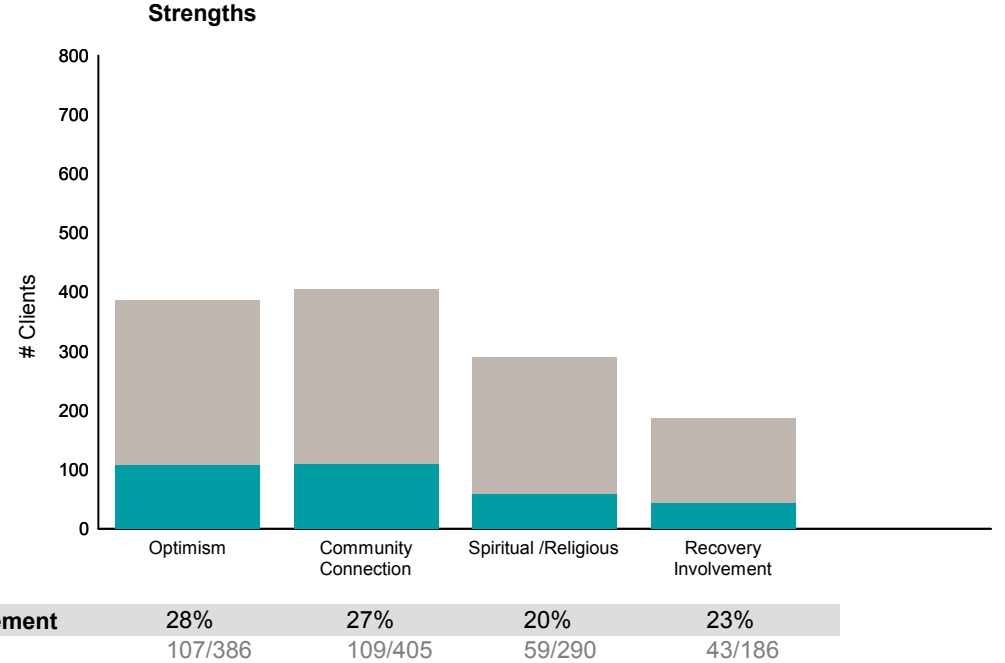
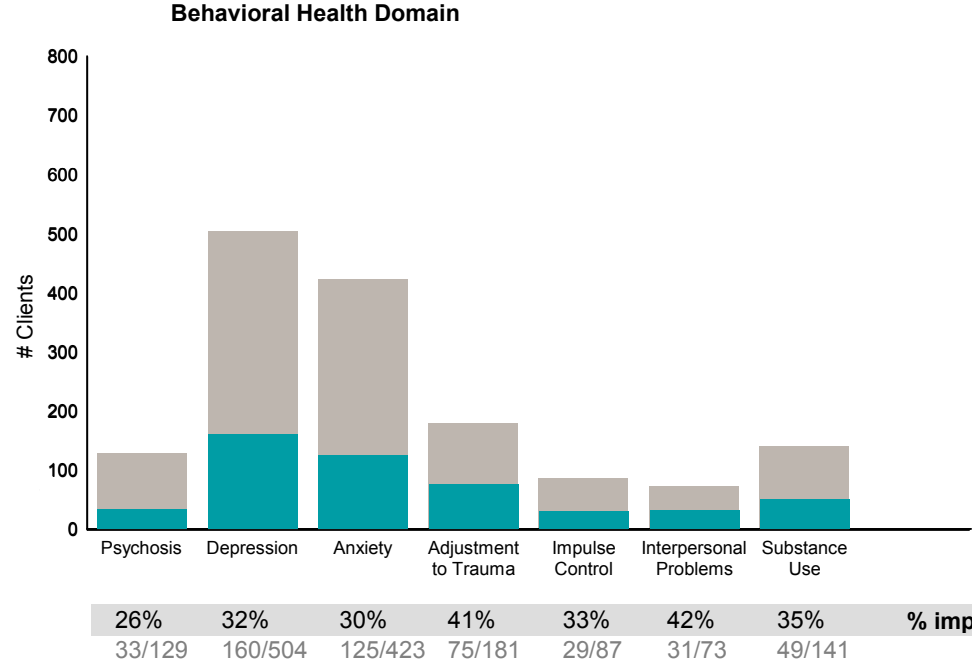


Item	% improvement
Physical /Medical	29% (6/21)
Family Functioning	17% (1/6)
Living Skills	44% (15/34)
Social Functioning	35% (9/26)
Residential Stability	100% (2/2)
Employm't	10% (3/29)
Medication Adherence	0% (0/4)
Cultural Stress	0% (0/0)
Danger to Self	50% (1/2)
Danger to Others	0% (0/0)
Self-Injurious Behavior	0% (0/0)
Grave Disability	0% (0/1)
Criminal Behavior	0% (0/0)
Exploitation	0% (0/0)

FY15-16 Objective A.2 ANSA Outcomes Item-Level Report
RAMS Outpatient Services (38943 & EPISODE)

Didn't Improve
 Improved
 This report looks at current ANSAs to see how many clients improved on items rated 2 or 3 from the prior ANSA.

Num of episodes w/ min. 2 ANSAs: 783 Average days between ANSAs: 335.0 % clients improved on min. 30% of actionable items: **45% (= 328/735)**



This report reflects data from 7/1/2015 - 6/30/2016



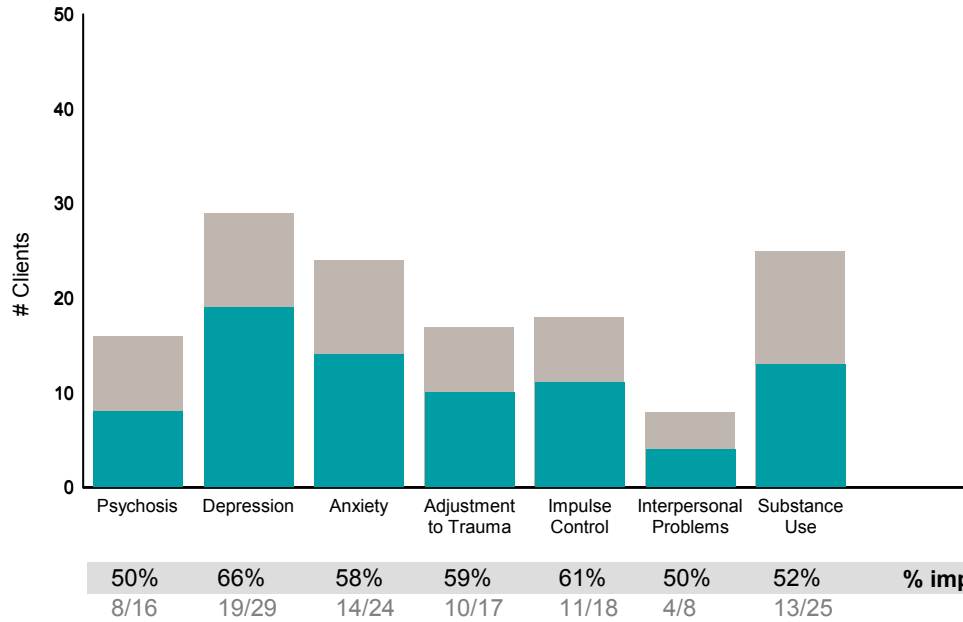
FY15-16 Objective A.2 ANSA Outcomes Item-Level Report
Rypins House PD & Residential Ger (38531, 38532, EPISODE)

Didn't Improve
 Improved

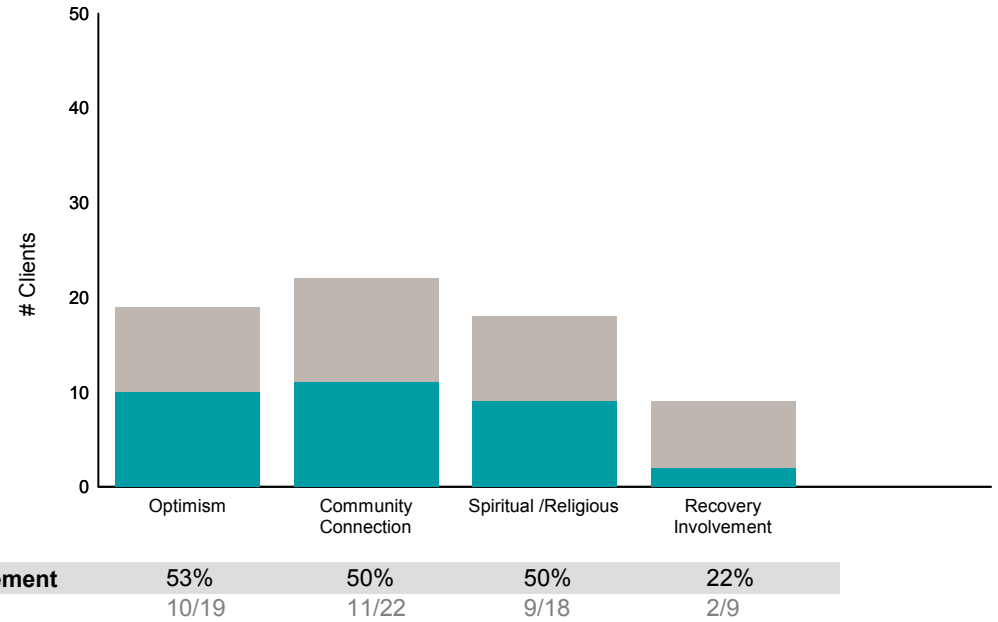
This report looks at current ANSAs to see how many clients improved on items rated 2 or 3 from the prior ANSA.

Num of episodes w/ min. 2 ANSAs: 46 Average days between ANSAs: 174.1 % clients improved on min. 30% of actionable items: **74% (= 32/43)**

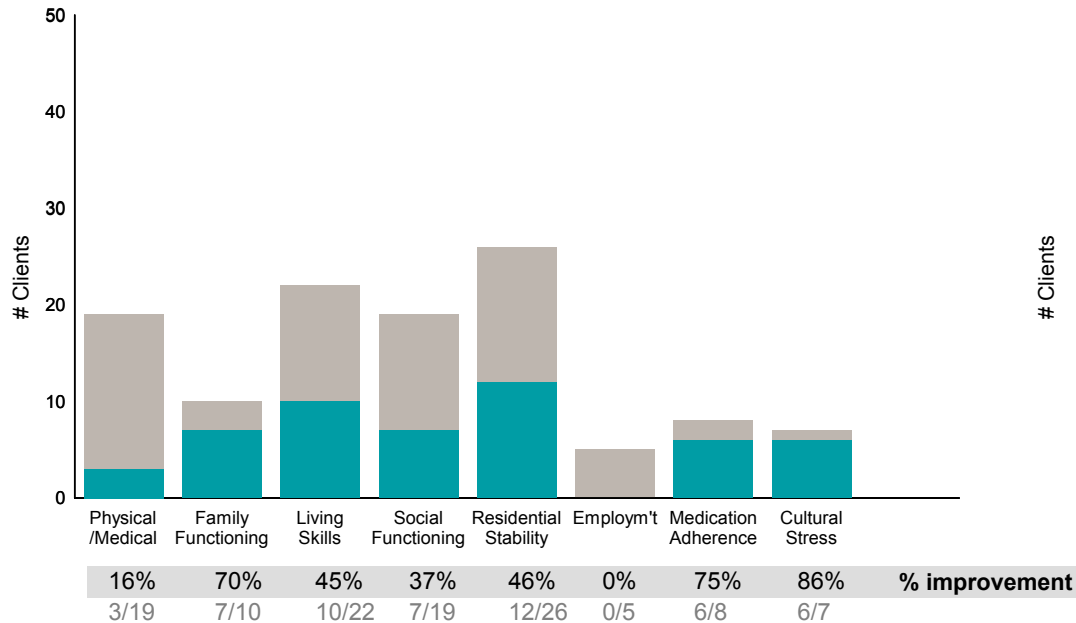
Behavioral Health Domain



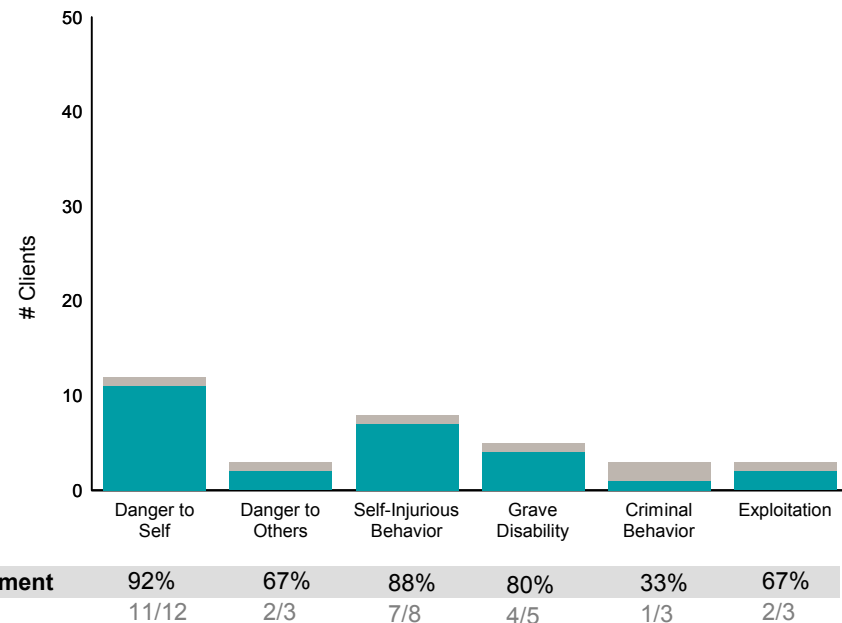
Strengths



Life Domain Functioning



Risk Behaviors



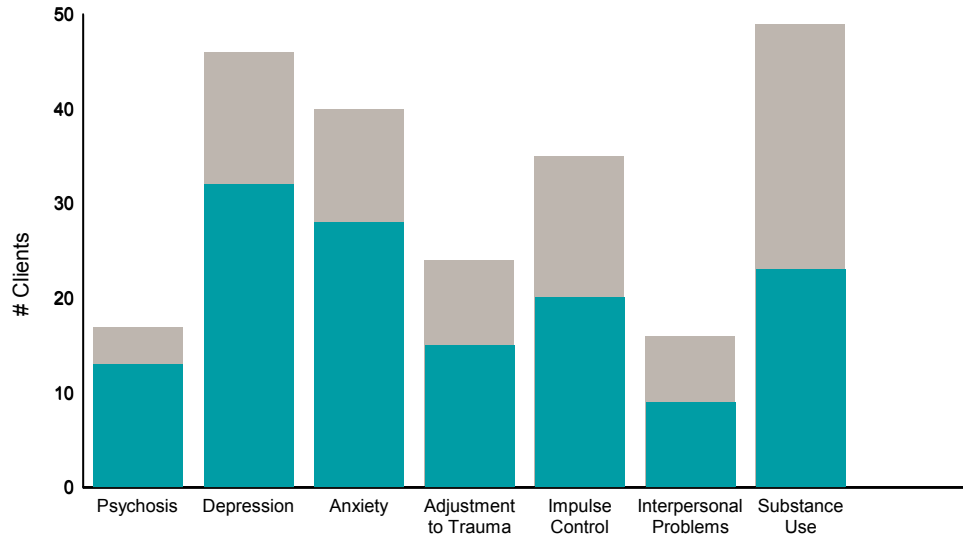
This report reflects data from 7/1/2015 - 6/30/2016

■ Didn't Improve
■ Improved

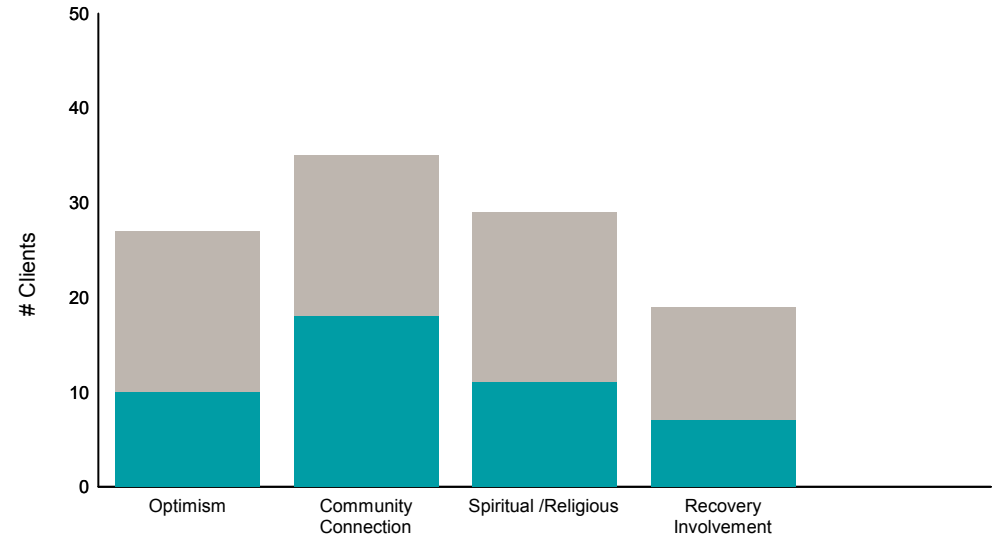
This report looks at current ANSAs to see how many clients improved on items rated 2 or 3 from the prior ANSA.

Num of episodes w/ min. 2 ANSAs: 50 Average days between ANSAs: 71.3 % clients improved on min. 30% of actionable items: **72% (= 36/50)**

Behavioral Health Domain

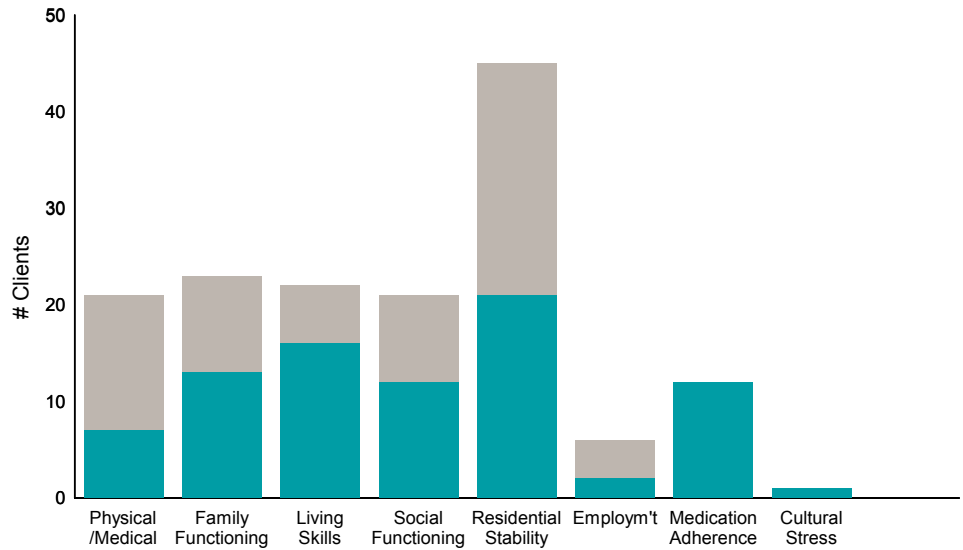


Strengths

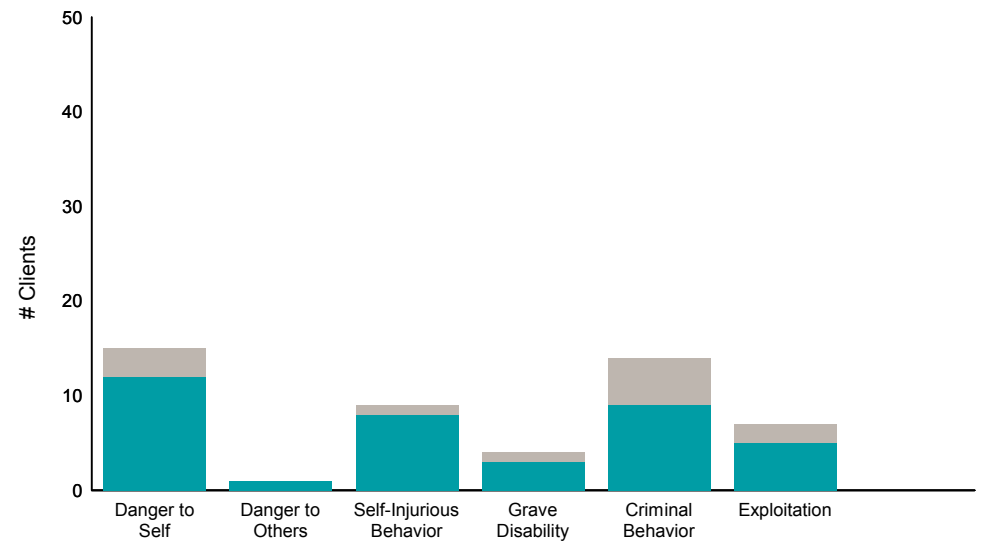


Item	% improvement	Count
Psychosis	76%	13/17
Depression	70%	32/46
Anxiety	70%	28/40
Adjustment to Trauma	63%	15/24
Impulse Control	57%	20/35
Interpersonal Problems	56%	9/16
Substance Use	47%	23/49
Optimism	37%	10/27
Community Connection	51%	18/35
Spiritual /Religious	38%	11/29
Recovery Involvement	37%	7/19

Life Domain Functioning



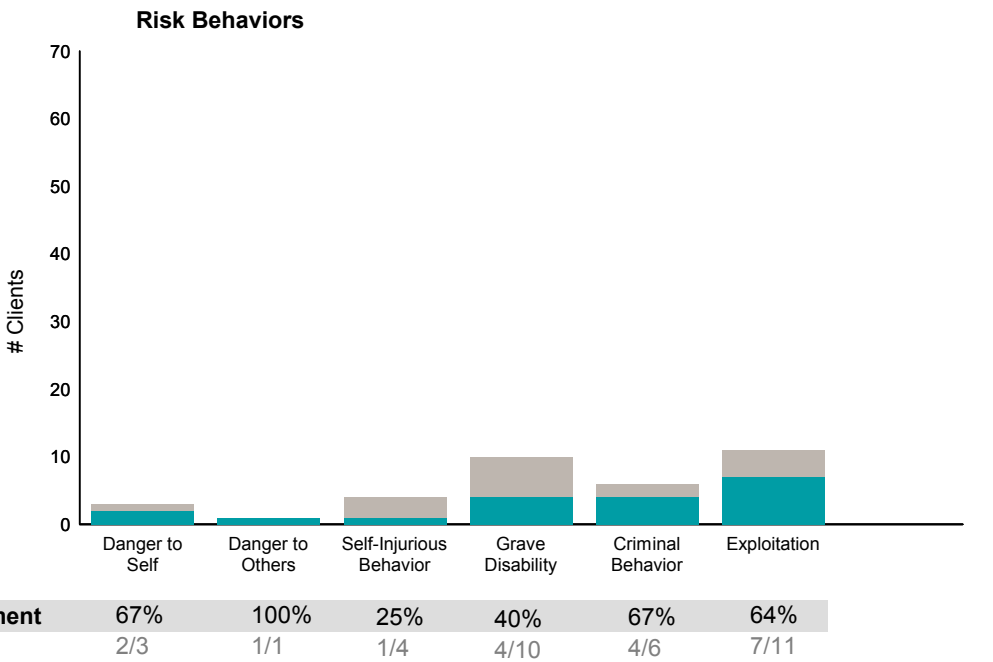
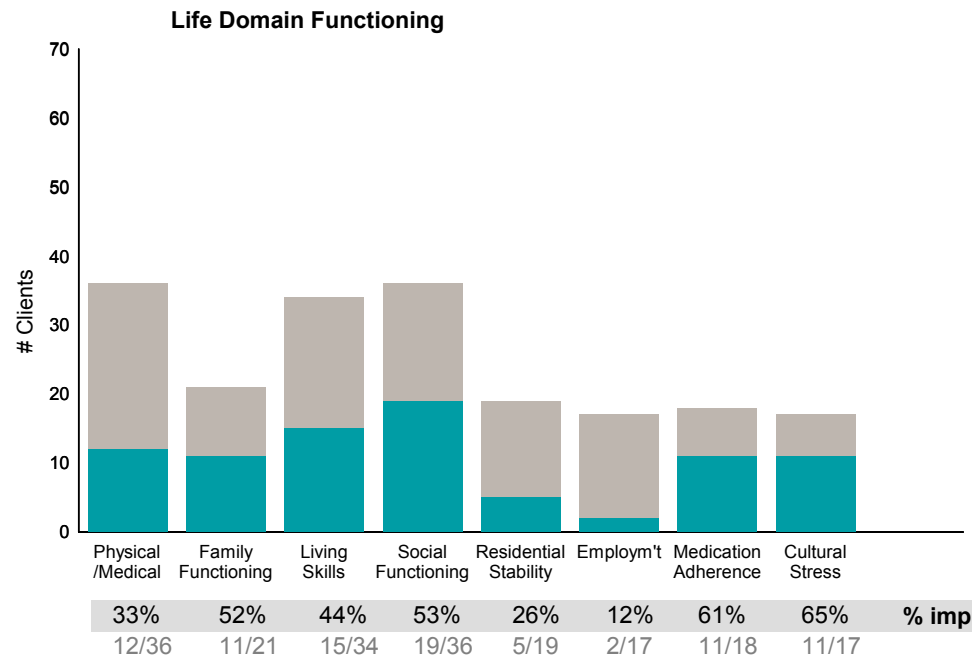
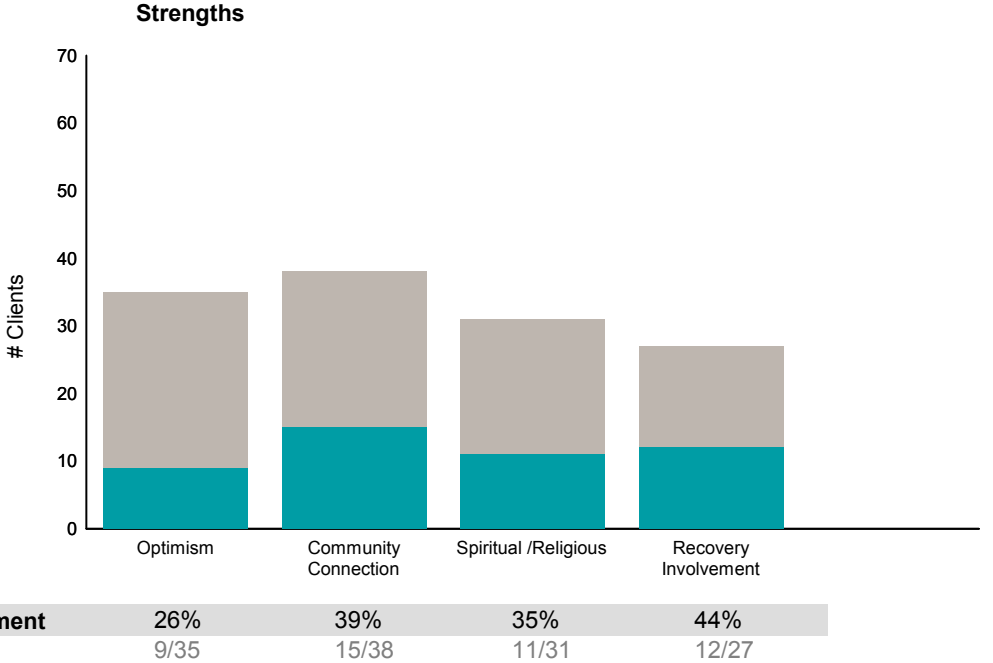
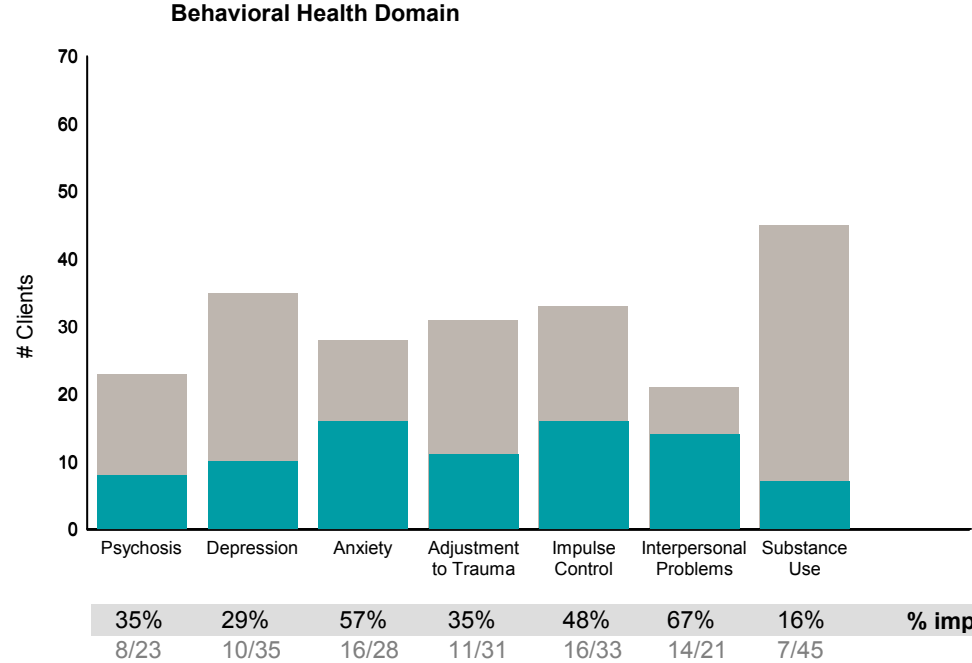
Risk Behaviors



Item	% improvement	Count
Physical /Medical	33%	7/21
Family Functioning	57%	13/23
Living Skills	73%	16/22
Social Functioning	57%	12/21
Residential Stability	47%	21/45
Employm't	33%	2/6
Medication Adherence	100%	12/12
Cultural Stress	100%	1/1
Danger to Self	80%	12/15
Danger to Others	100%	1/1
Self-Injurious Behavior	89%	8/9
Grave Disability	75%	3/4
Criminal Behavior	64%	9/14
Exploitation	71%	5/7

Didn't Improve
 Improved
 This report looks at current ANSAs to see how many clients improved on items rated 2 or 3 from the prior ANSA.

Num of episodes w/ min. 2 ANSAs: **62** Average days between ANSAs: **389.7** % clients improved on min. 30% of actionable items: **67% (= 39/58)**



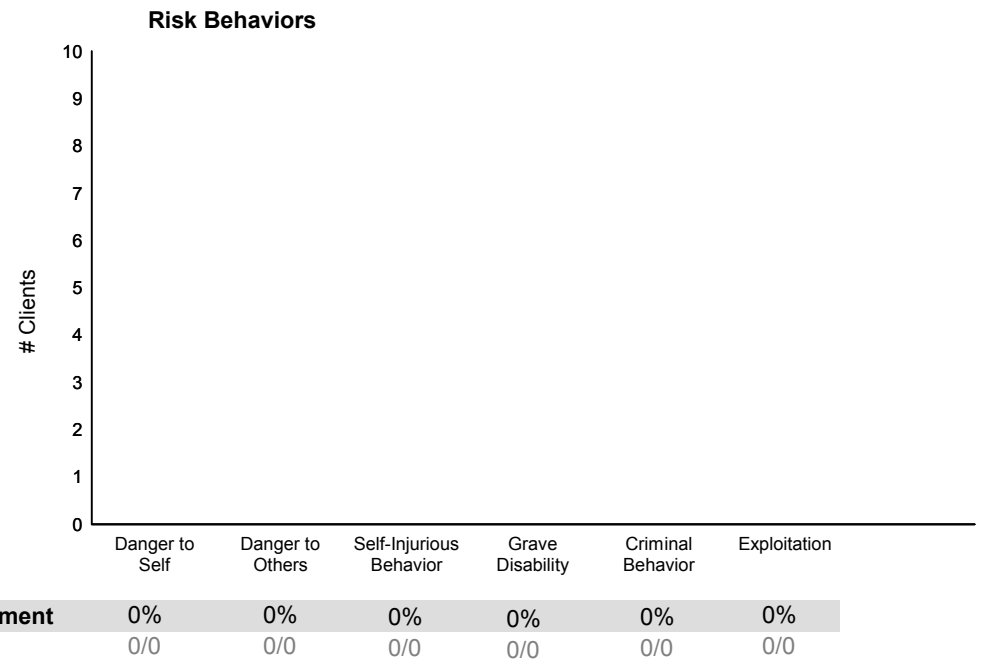
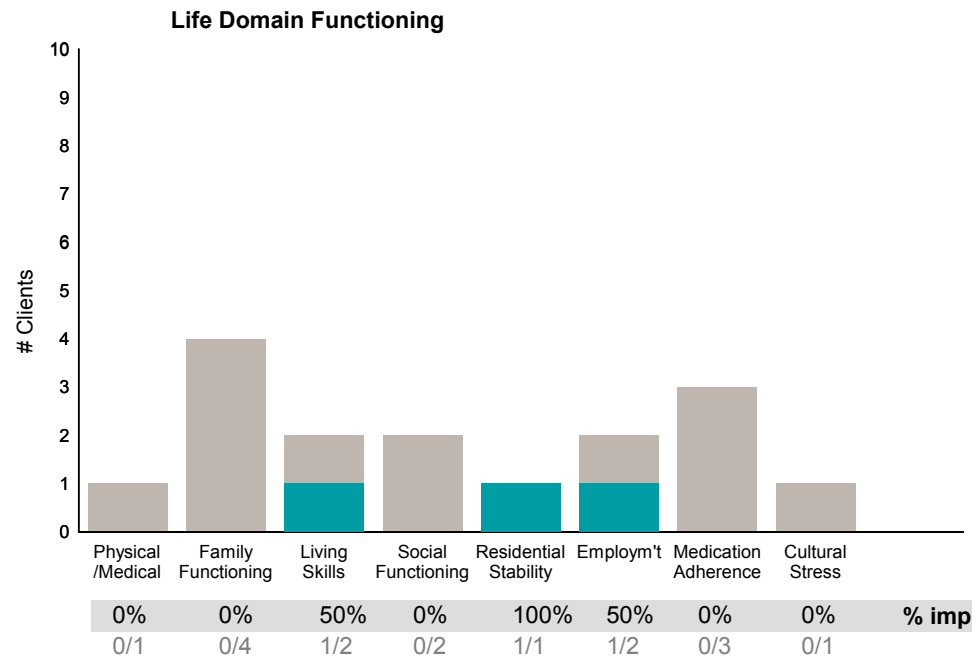
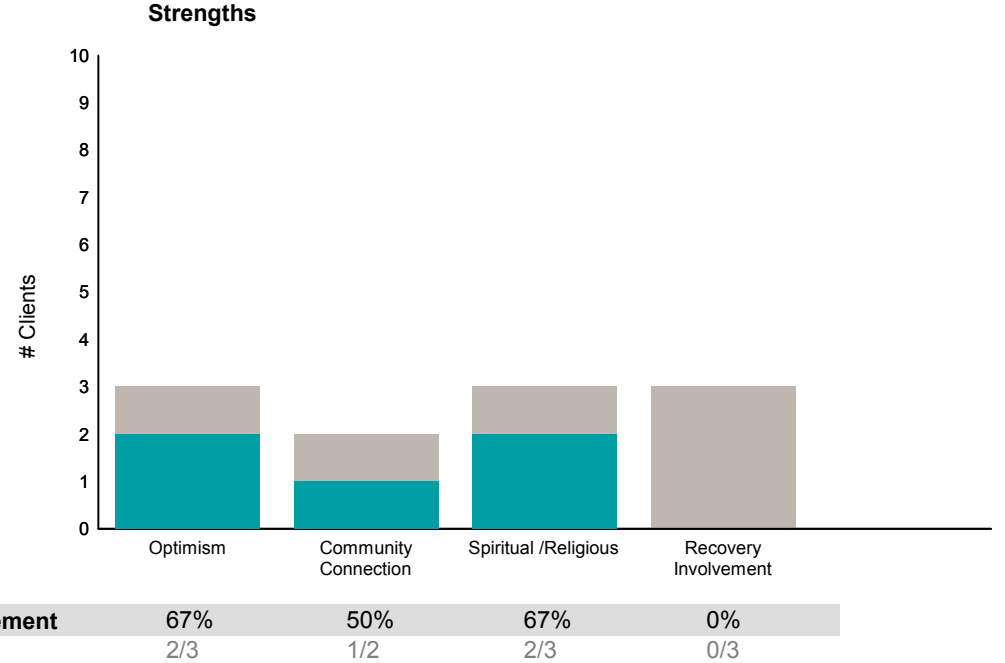
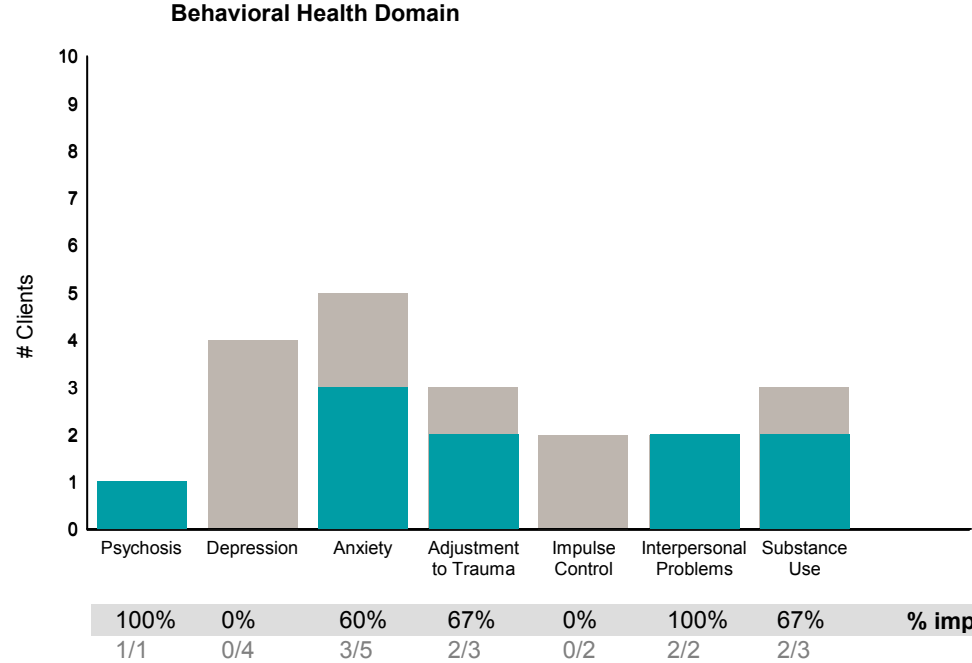
This report reflects data from 7/1/2015 - 6/30/2016



FY15-16 Objective A.2 ANSA Outcomes Item-Level Report
SF MH CHILD Transition-AgeYouth (38BH4)

Didn't Improve
 Improved
 This report looks at current ANSAs to see how many clients improved on items rated 2 or 3 from the prior ANSA.

Num of episodes w/ min. 2 ANSAs: 10 Average days between ANSAs: 358.1 % clients improved on min. 30% of actionable items: **56% (= 5/9)**



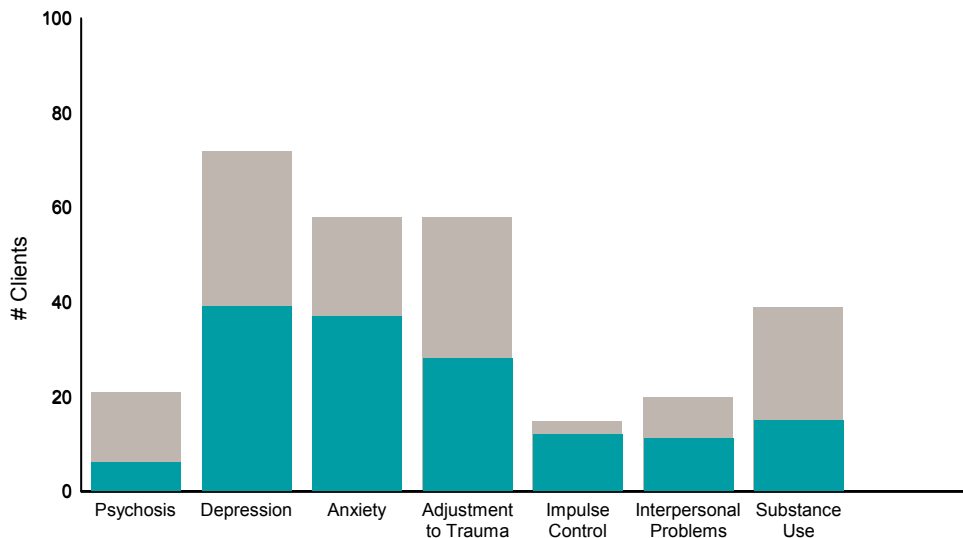
This report reflects data from 7/1/2015 - 6/30/2016



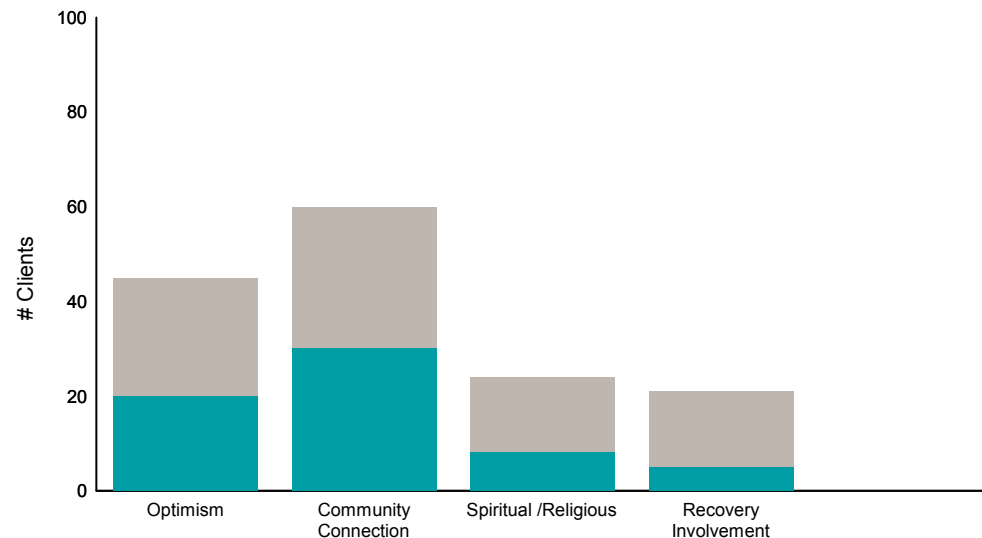
Didn't Improve
 Improved
 This report looks at current ANSAs to see how many clients improved on items rated 2 or 3 from the prior ANSA.

Num of episodes w/ min. 2 ANSAs: 97 Average days between ANSAs: 165.3 % clients improved on min. 30% of actionable items: **76% (= 74/97)**

Behavioral Health Domain

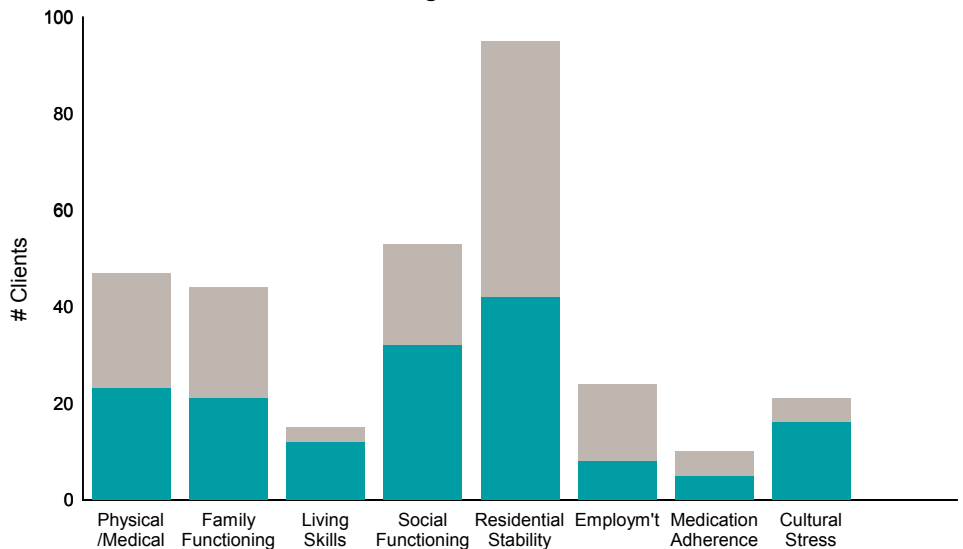


Strengths

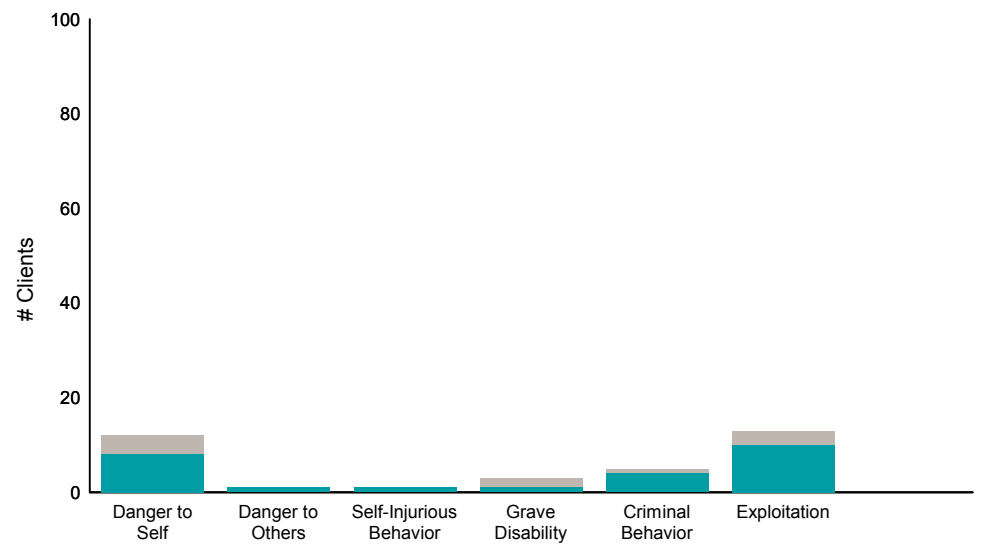


Item	% improvement
Psychosis	29% (6/21)
Depression	54% (39/72)
Anxiety	64% (37/58)
Adjustment to Trauma	48% (28/58)
Impulse Control	80% (12/15)
Interpersonal Problems	55% (11/20)
Substance Use	38% (15/39)
Optimism	44% (20/45)
Community Connection	50% (30/60)
Spiritual /Religious	33% (8/24)
Recovery Involvement	24% (5/21)

Life Domain Functioning



Risk Behaviors



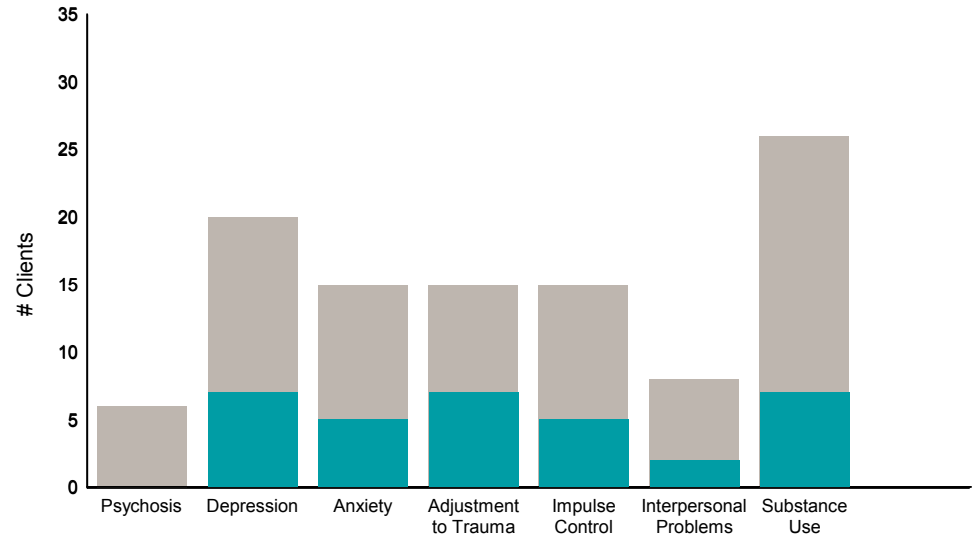
Item	% improvement
Physical /Medical	49% (23/47)
Family Functioning	48% (21/44)
Living Skills	80% (12/15)
Social Functioning	60% (32/53)
Residential Stability	44% (42/95)
Employm't	33% (8/24)
Medication Adherence	50% (5/10)
Cultural Stress	76% (16/21)
Danger to Self	67% (8/12)
Danger to Others	100% (1/1)
Self-Injurious Behavior	100% (1/1)
Grave Disability	33% (1/3)
Criminal Behavior	80% (4/5)
Exploitation	77% (10/13)

FY15-16 Objective A.2 ANSA Outcomes Item-Level Report
SFGH Emergency Dept CM (38JVOP)

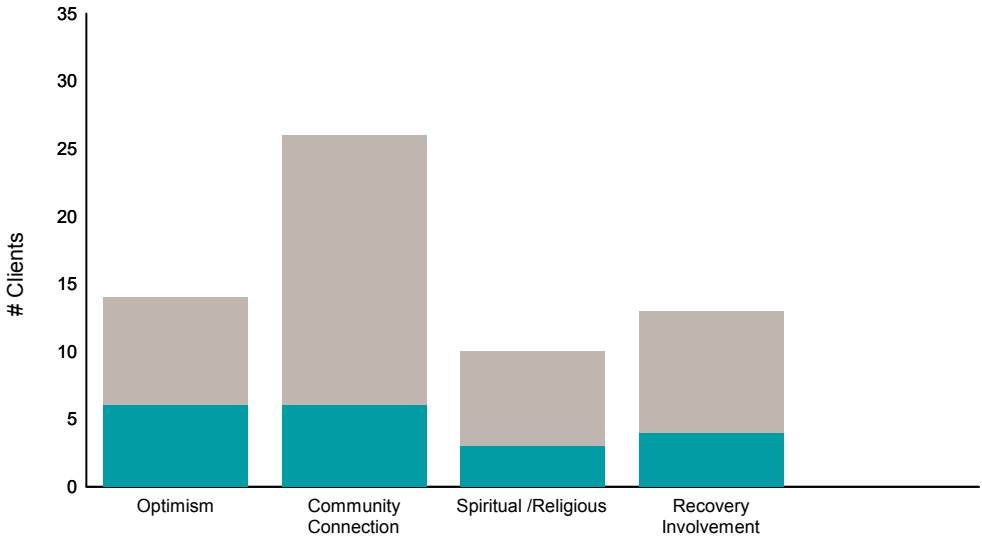
Didn't Improve
 Improved
 This report looks at current ANSAs to see how many clients improved on items rated 2 or 3 from the prior ANSA.

Num of episodes w/ min. 2 ANSAs: **34** Average days between ANSAs: **248.0** % clients improved on min. 30% of actionable items: **59% (= 20/34)**

Behavioral Health Domain

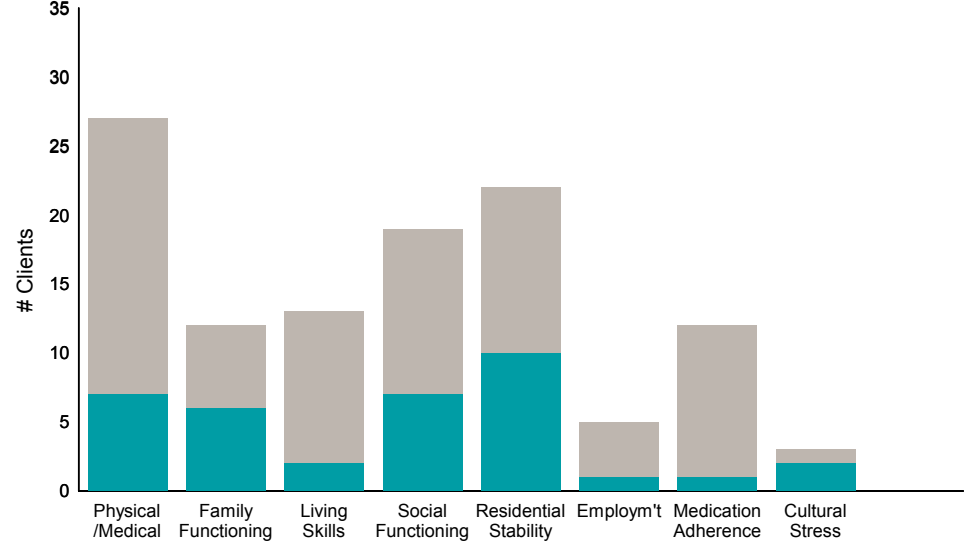


Strengths

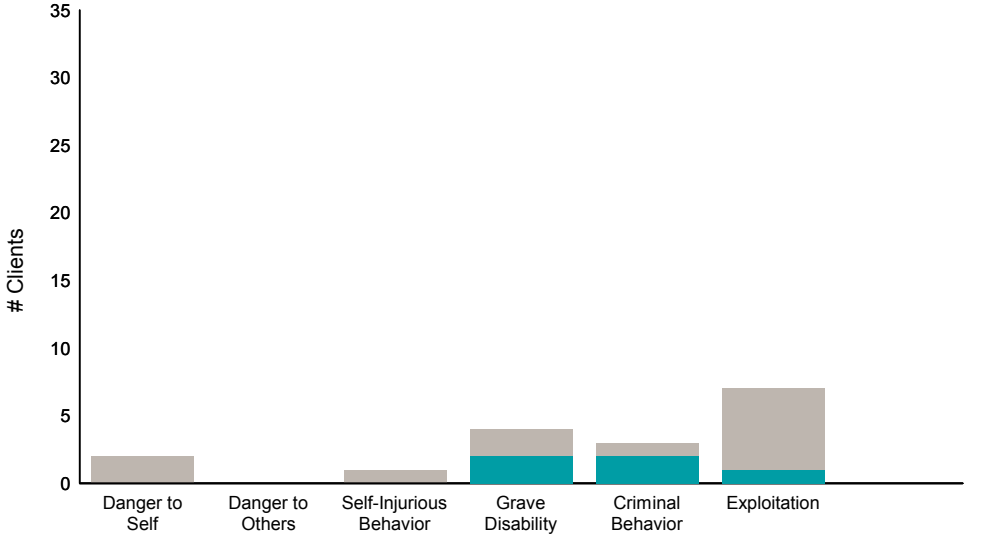


Item	% improvement
Psychosis	0% (0/6)
Depression	35% (7/20)
Anxiety	33% (5/15)
Adjustment to Trauma	47% (7/15)
Impulse Control	33% (5/15)
Interpersonal Problems	25% (2/8)
Substance Use	27% (7/26)
Optimism	43% (6/14)
Community Connection	23% (6/26)
Spiritual /Religious	30% (3/10)
Recovery Involvement	31% (4/13)

Life Domain Functioning



Risk Behaviors



Item	% improvement
Physical /Medical	26% (7/27)
Family Functioning	50% (6/12)
Living Skills	15% (2/13)
Social Functioning	37% (7/19)
Residential Stability	45% (10/22)
Employm't	20% (1/5)
Medication Adherence	8% (1/12)
Cultural Stress	67% (2/3)
Danger to Self	0% (0/2)
Danger to Others	0% (0/0)
Self-Injurious Behavior	0% (0/1)
Grave Disability	50% (2/4)
Criminal Behavior	67% (2/3)
Exploitation	14% (1/7)

This report reflects data from 7/1/2015 - 6/30/2016

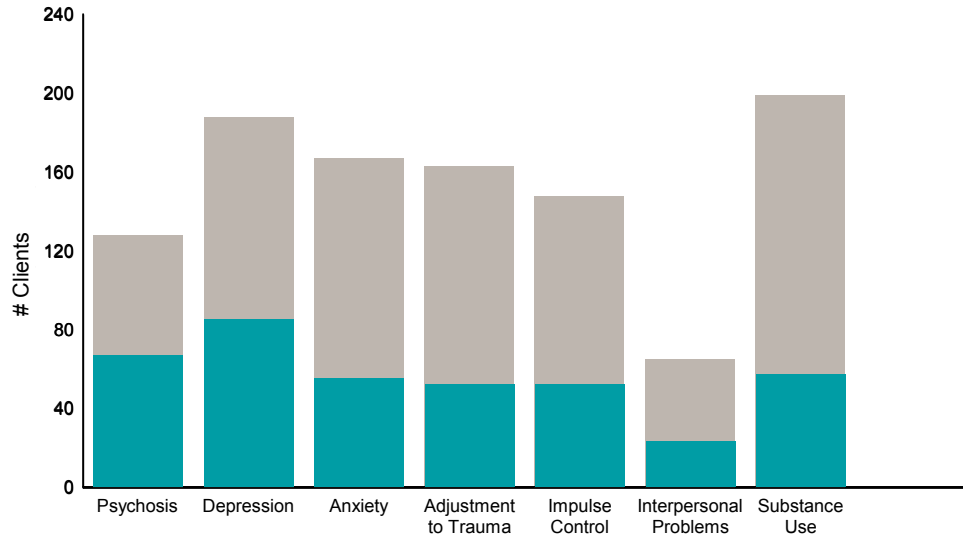


Didn't Improve
Improved

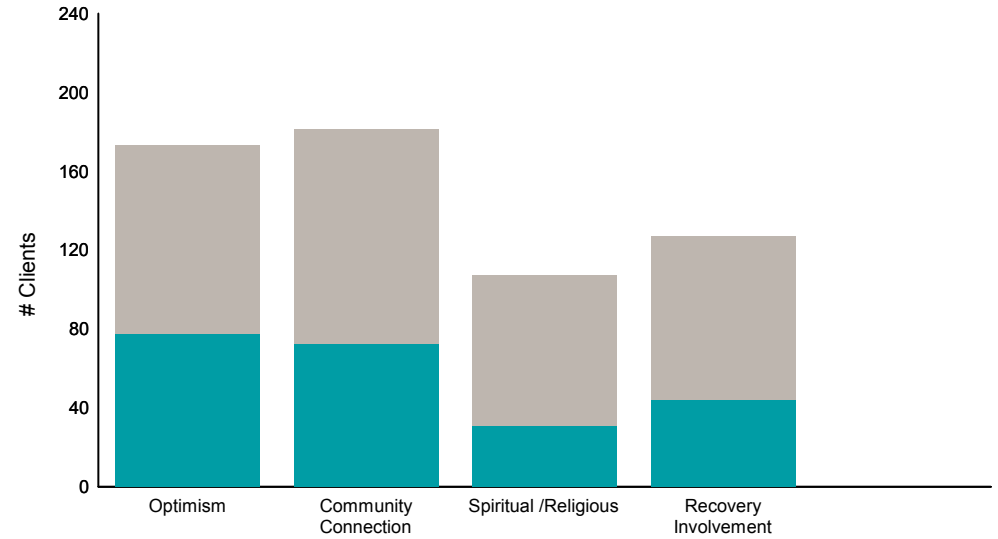
This report looks at current ANSAs to see how many clients improved on items rated 2 or 3 from the prior ANSA.

Num of episodes w/ min. 2 ANSAs: 229 Average days between ANSAs: 94.5 % clients improved on min. 30% of actionable items: **64% (= 147/229)**

Behavioral Health Domain

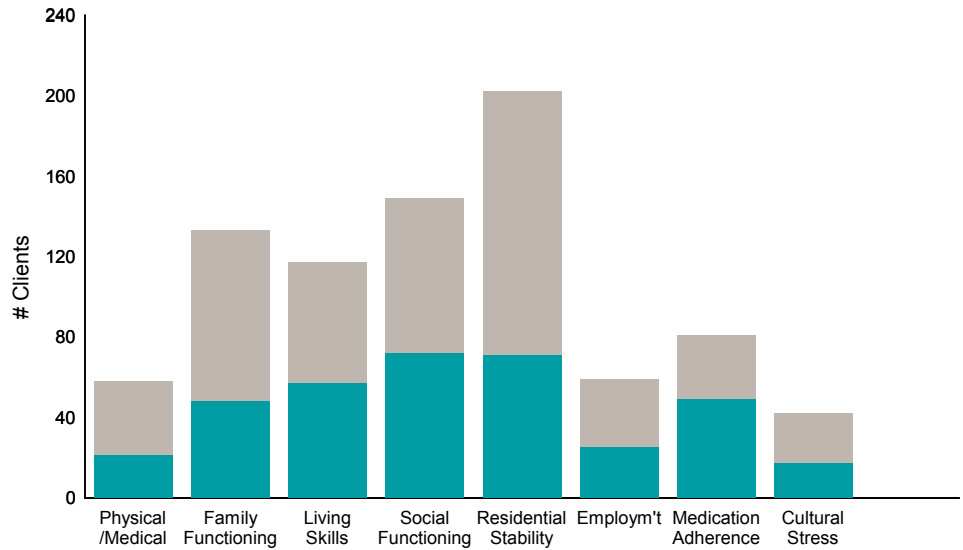


Strengths

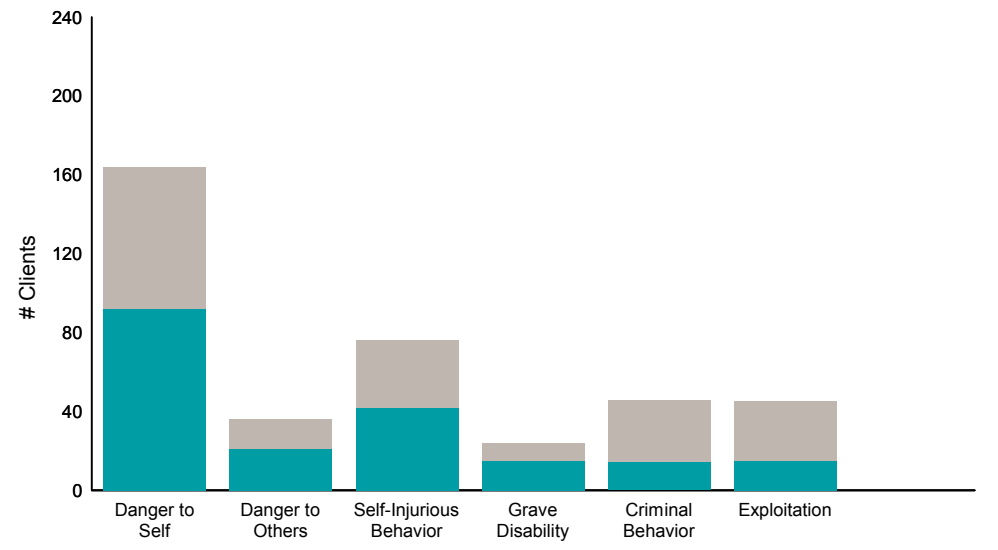


Item	% improvement
Psychosis	52% (67/128)
Depression	45% (85/188)
Anxiety	33% (55/167)
Adjustment to Trauma	32% (52/163)
Impulse Control	35% (52/148)
Interpersonal Problems	35% (23/65)
Substance Use	29% (57/199)
Optimism	45% (77/173)
Community Connection	40% (72/181)
Spiritual /Religious	29% (31/107)
Recovery Involvement	35% (44/127)

Life Domain Functioning



Risk Behaviors



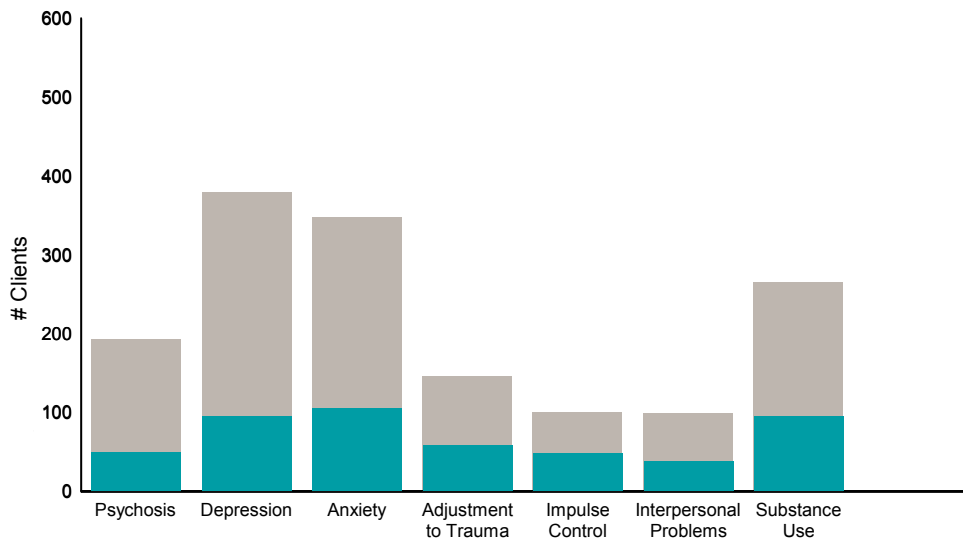
Item	% improvement
Physical /Medical	36% (21/58)
Family Functioning	36% (48/133)
Living Skills	49% (57/117)
Social Functioning	48% (72/149)
Residential Stability	35% (71/202)
Employm't	42% (25/59)
Medication Adherence	60% (49/81)
Cultural Stress	40% (17/42)
Danger to Self	56% (92/164)
Danger to Others	58% (21/36)
Self-Injurious Behavior	55% (42/76)
Grave Disability	63% (15/24)
Criminal Behavior	30% (14/46)
Exploitation	33% (15/45)

FY15-16 Objective A.2 ANSA Outcomes Item-Level Report
South of Market Outpatient (38719)

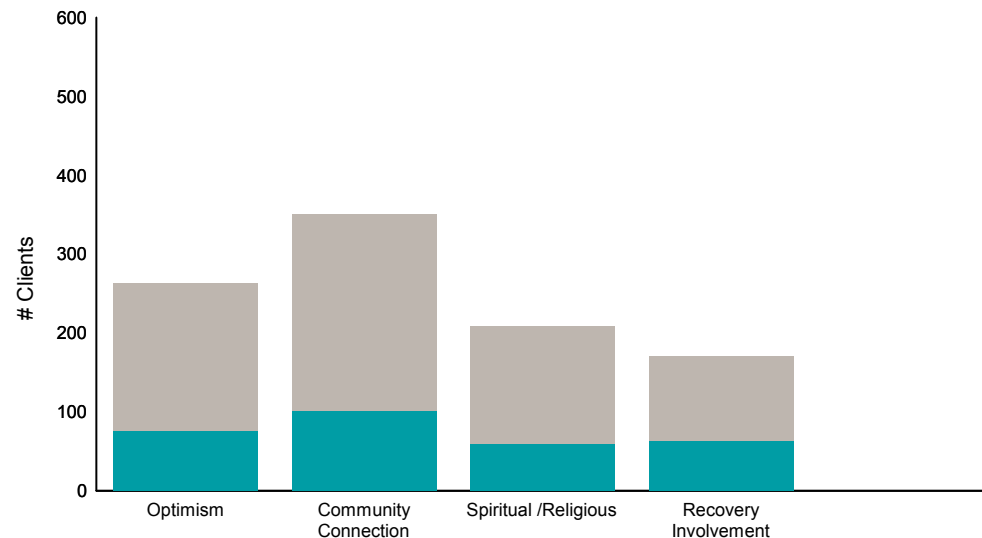
Didn't Improve
 Improved
 This report looks at current ANSAs to see how many clients improved on items rated 2 or 3 from the prior ANSA.

Num of episodes w/ min. 2 ANSAs: 578 Average days between ANSAs: 359.9 % clients improved on min. 30% of actionable items: **53% (= 283/532)**

Behavioral Health Domain

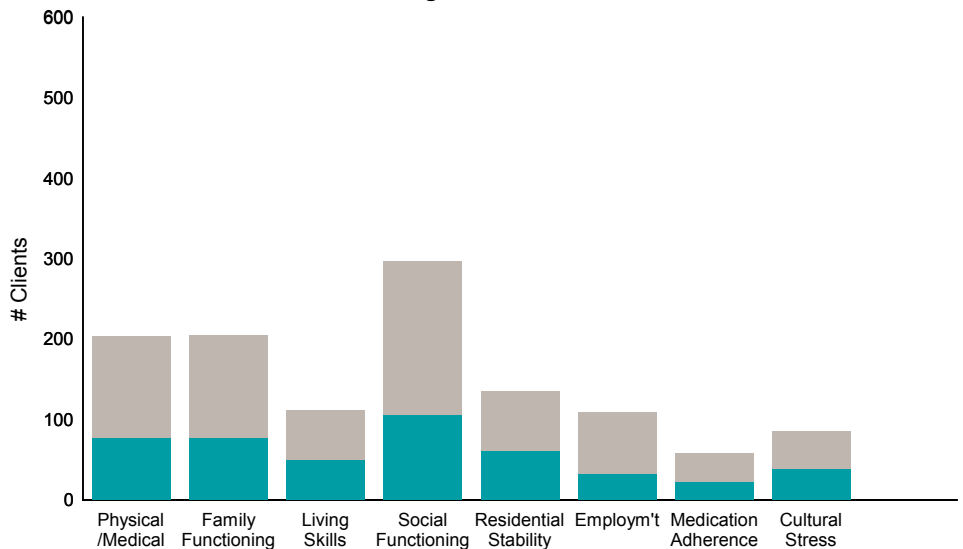


Strengths

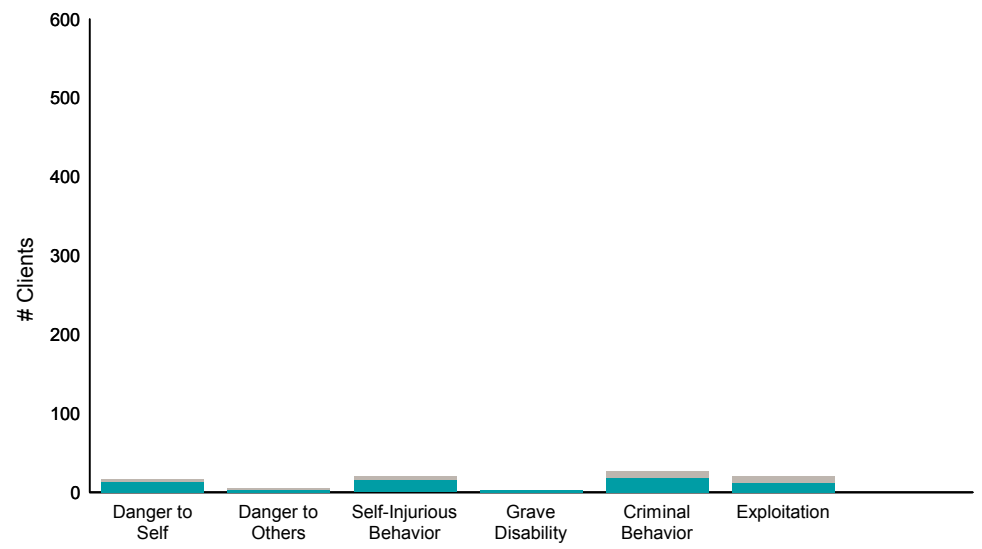


Item	% improvement
Psychosis	25% (49/194)
Depression	25% (95/380)
Anxiety	30% (104/348)
Adjustment to Trauma	40% (58/146)
Impulse Control	48% (48/101)
Interpersonal Problems	37% (37/99)
Substance Use	35% (94/265)
Optimism	29% (75/263)
Community Connection	29% (101/350)
Spiritual /Religious	28% (59/208)
Recovery Involvement	37% (63/170)

Life Domain Functioning



Risk Behaviors



Item	% improvement
Physical /Medical	38% (77/203)
Family Functioning	38% (77/205)
Living Skills	44% (49/112)
Social Functioning	35% (105/296)
Residential Stability	44% (60/135)
Employm't	29% (32/109)
Medication Adherence	38% (22/58)
Cultural Stress	45% (38/85)
Danger to Self	81% (13/16)
Danger to Others	60% (3/5)
Self-Injurious Behavior	75% (15/20)
Grave Disability	100% (3/3)
Criminal Behavior	67% (18/27)
Exploitation	57% (12/21)

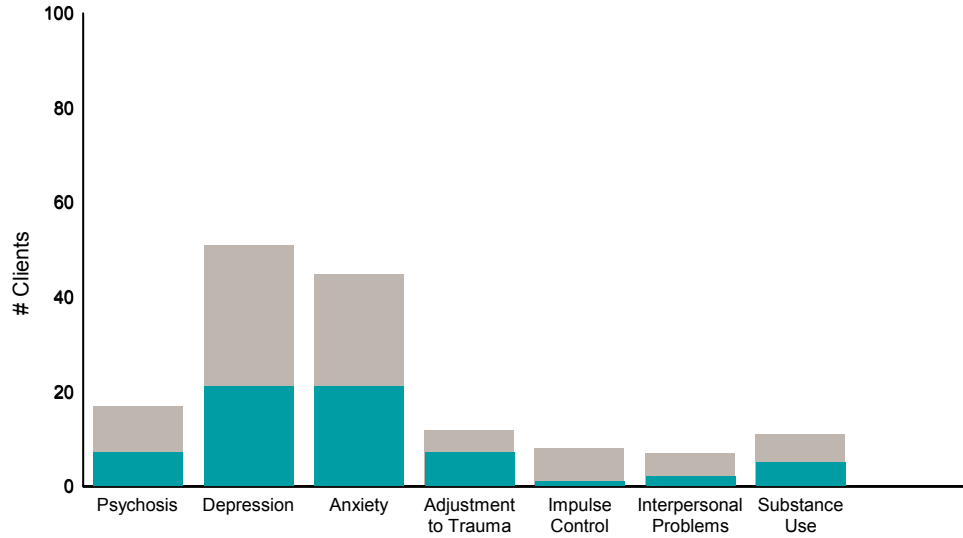
This report reflects data from 7/1/2015 - 6/30/2016

Didn't Improve
Improved

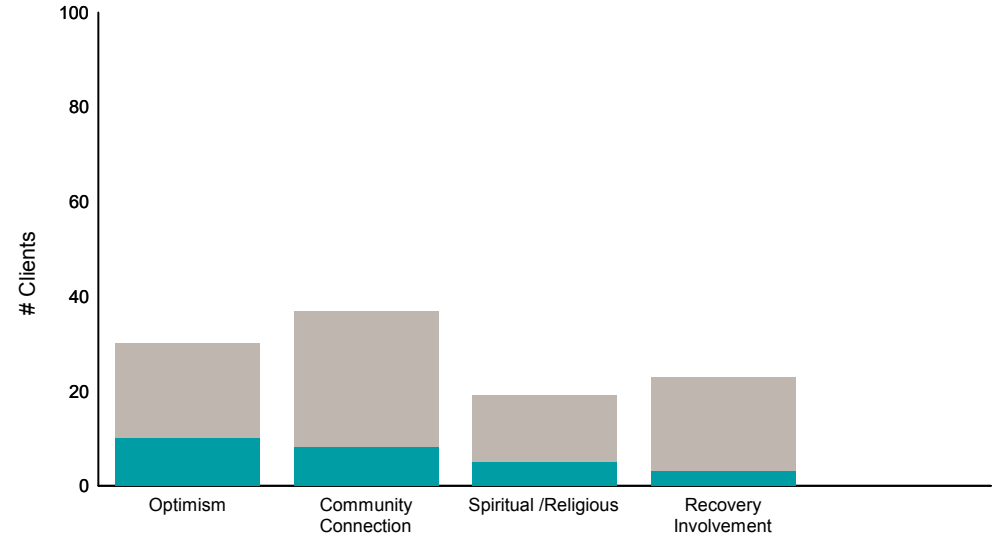
This report looks at current ANSAs to see how many clients improved on items rated 2 or 3 from the prior ANSA.

Num of episodes w/ min. 2 ANSAs: 92 Average days between ANSAs: 371.2 % clients improved on min. 30% of actionable items: **55% (= 41/74)**

Behavioral Health Domain

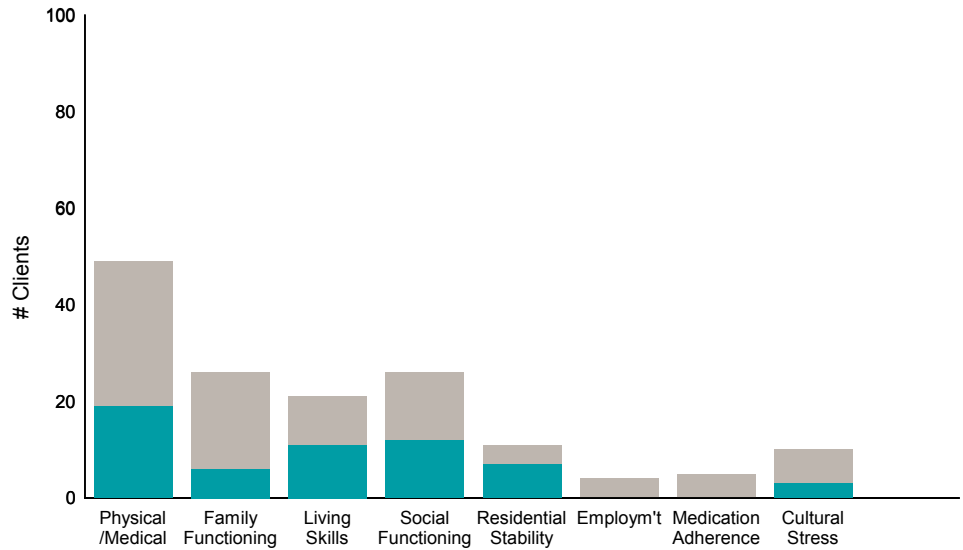


Strengths

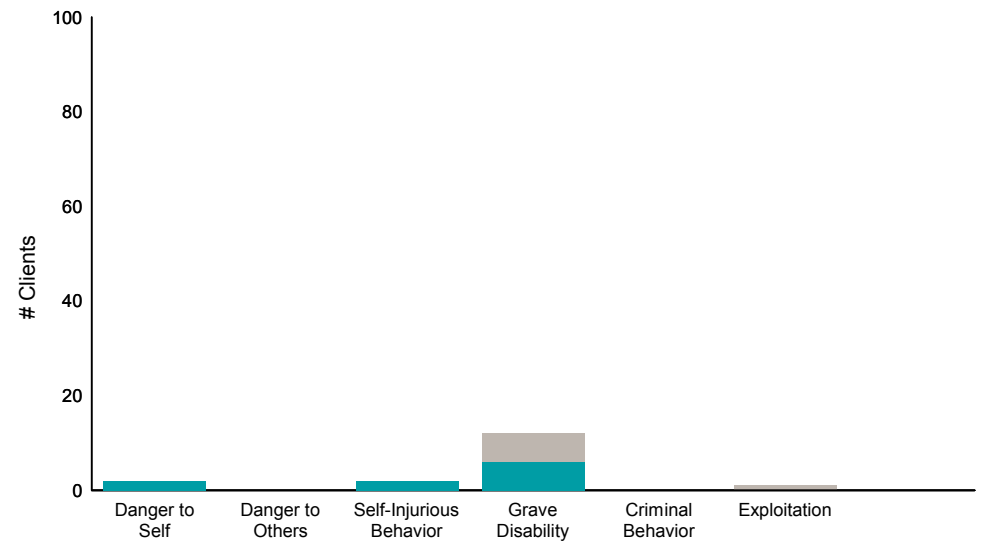


Item	% improvement
Psychosis	41% (7/17)
Depression	41% (21/51)
Anxiety	47% (21/45)
Adjustment to Trauma	58% (7/12)
Impulse Control	13% (1/8)
Interpersonal Problems	29% (2/7)
Substance Use	45% (5/11)
Optimism	33% (10/30)
Community Connection	22% (8/37)
Spiritual /Religious	26% (5/19)
Recovery Involvement	13% (3/23)

Life Domain Functioning



Risk Behaviors



Item	% improvement
Physical /Medical	39% (19/49)
Family Functioning	23% (6/26)
Living Skills	52% (11/21)
Social Functioning	46% (12/26)
Residential Stability	64% (7/11)
Employm't	0% (0/4)
Medication Adherence	0% (0/5)
Cultural Stress	30% (3/10)
Danger to Self	100% (2/2)
Danger to Others	0% (0/0)
Self-Injurious Behavior	100% (2/2)
Grave Disability	50% (6/12)
Criminal Behavior	0% (0/0)
Exploitation	0% (0/1)

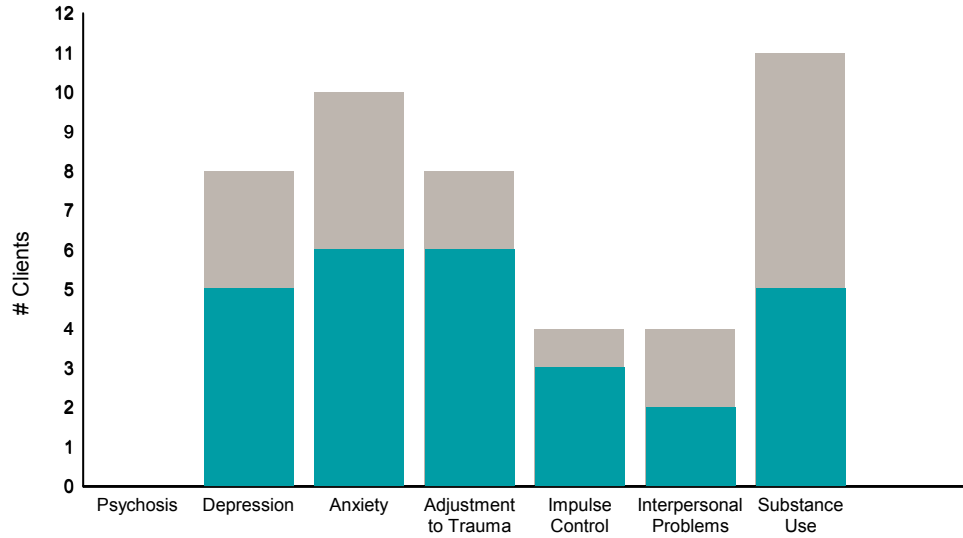
FY15-16 Objective A.2 ANSA Outcomes Item-Level Report
STONEWALL PROJECT-SF AIDS (38HS EPISODE & 38HSOP)

Didn't Improve
 Improved

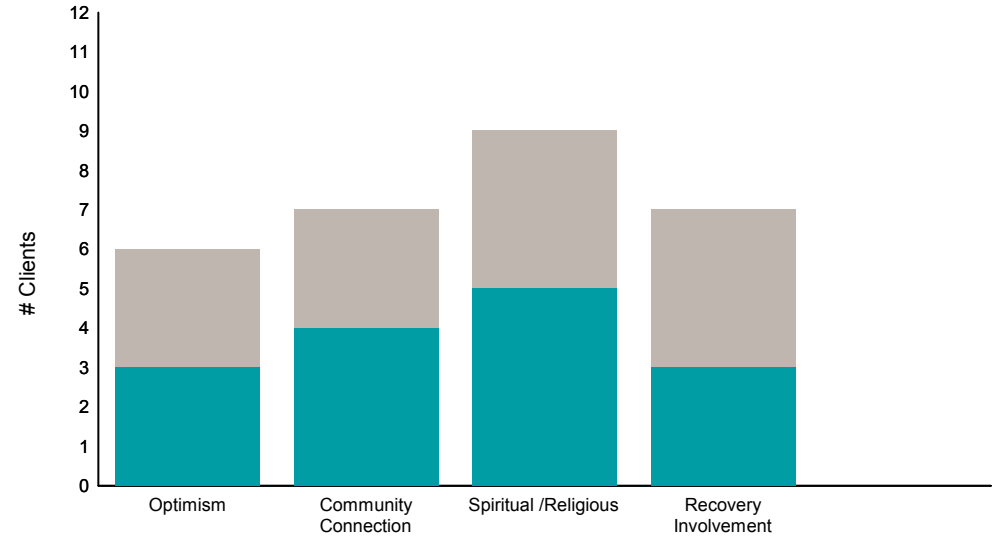
This report looks at current ANSAs to see how many clients improved on items rated 2 or 3 from the prior ANSA.

Num of episodes w/ min. 2 ANSAs: 12 Average days between ANSAs: 249.3 % clients improved on min. 30% of actionable items: **82% (= 9/11)**

Behavioral Health Domain

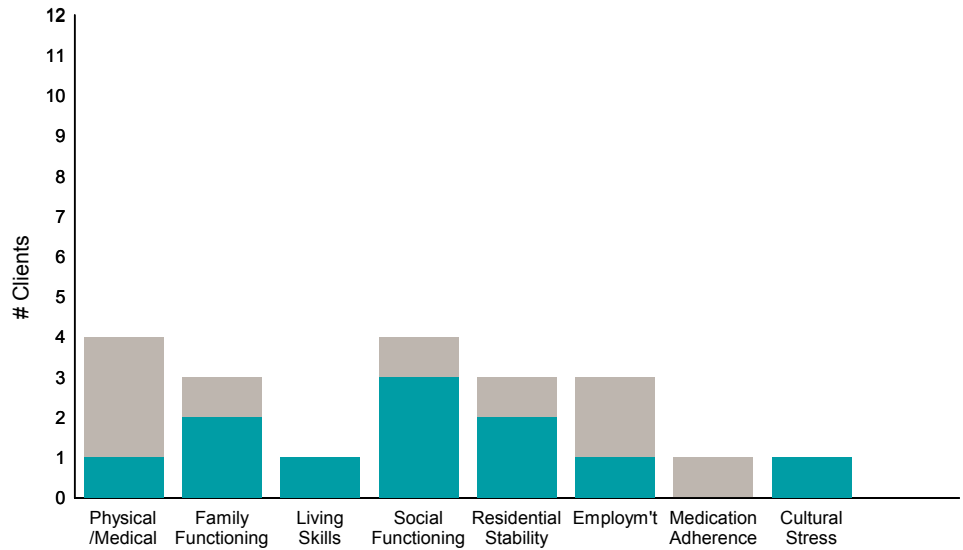


Strengths

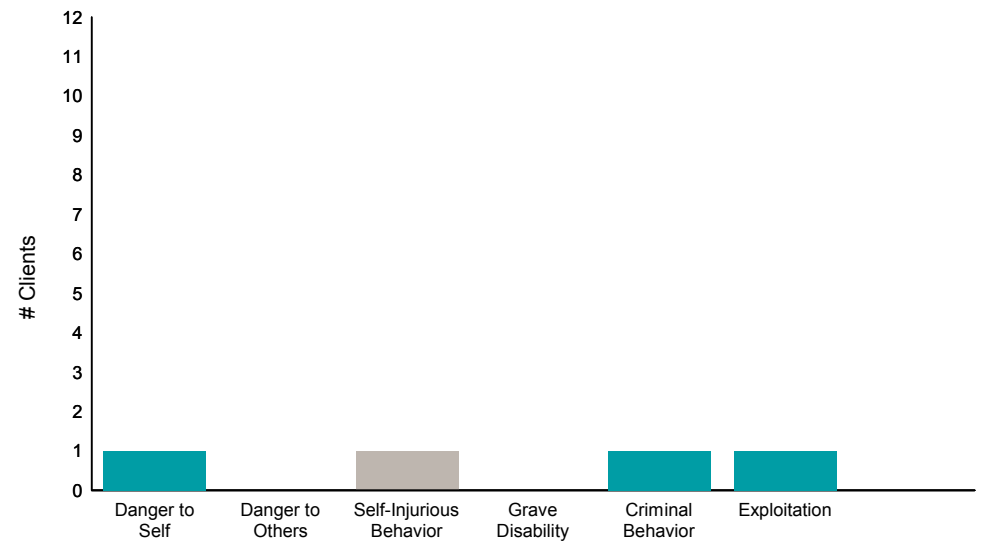


Item	% improvement
Psychosis	0% (0/0)
Depression	63% (5/8)
Anxiety	60% (6/10)
Adjustment to Trauma	75% (6/8)
Impulse Control	75% (3/4)
Interpersonal Problems	50% (2/4)
Substance Use	45% (5/11)
Optimism	50% (3/6)
Community Connection	57% (4/7)
Spiritual /Religious	56% (5/9)
Recovery Involvement	43% (3/7)

Life Domain Functioning



Risk Behaviors



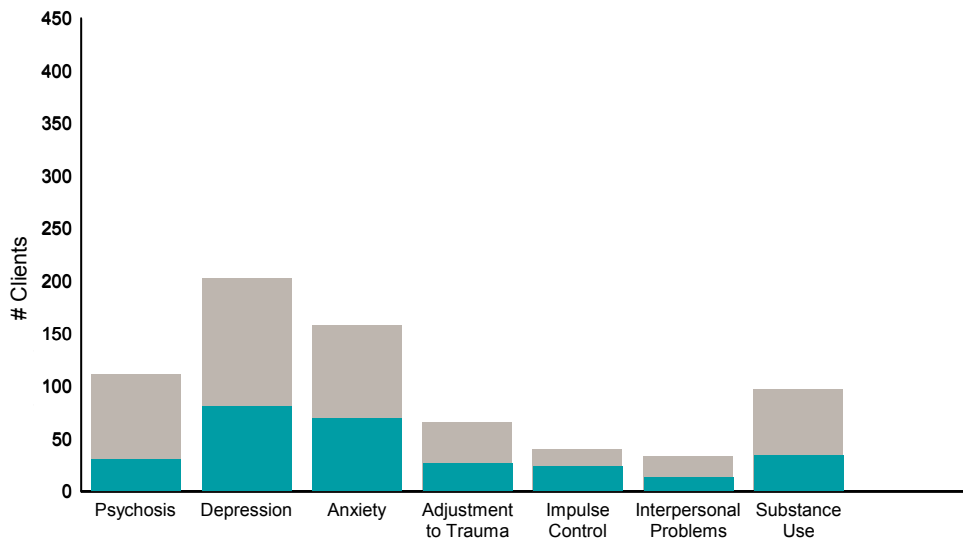
Item	% improvement
Physical /Medical	25% (1/4)
Family Functioning	67% (2/3)
Living Skills	100% (1/1)
Social Functioning	75% (3/4)
Residential Stability	67% (2/3)
Employm't	33% (1/3)
Medication Adherence	0% (0/1)
Cultural Stress	100% (1/1)
Danger to Self	100% (1/1)
Danger to Others	0% (0/0)
Self-Injurious Behavior	0% (0/1)
Grave Disability	0% (0/0)
Criminal Behavior	100% (1/1)
Exploitation	100% (1/1)

This report reflects data from 7/1/2015 - 6/30/2016

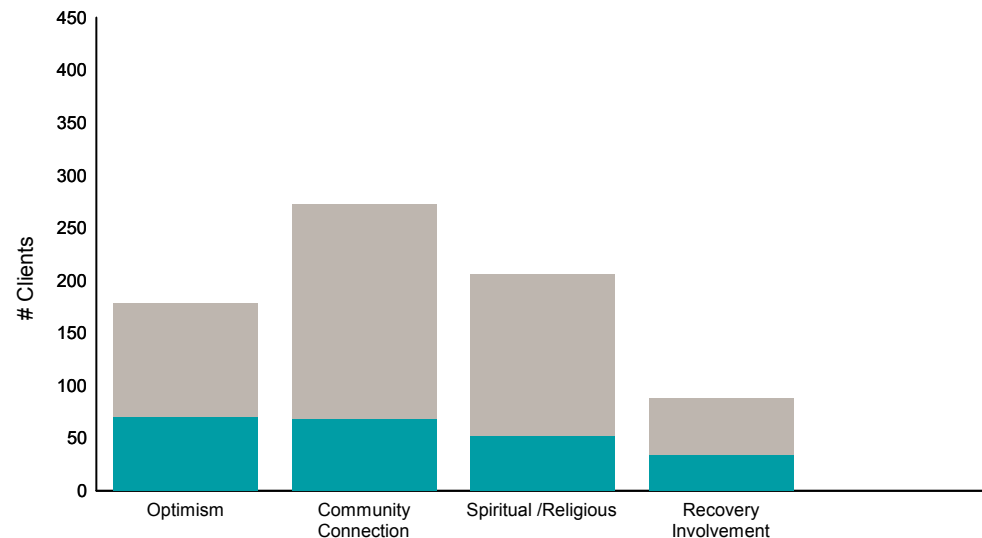
Didn't Improve
 Improved
 This report looks at current ANSAs to see how many clients improved on items rated 2 or 3 from the prior ANSA.

Num of episodes w/ min. 2 ANSAs: 420 Average days between ANSAs: 323.5 % clients improved on min. 30% of actionable items: **59% (= 232/393)**

Behavioral Health Domain

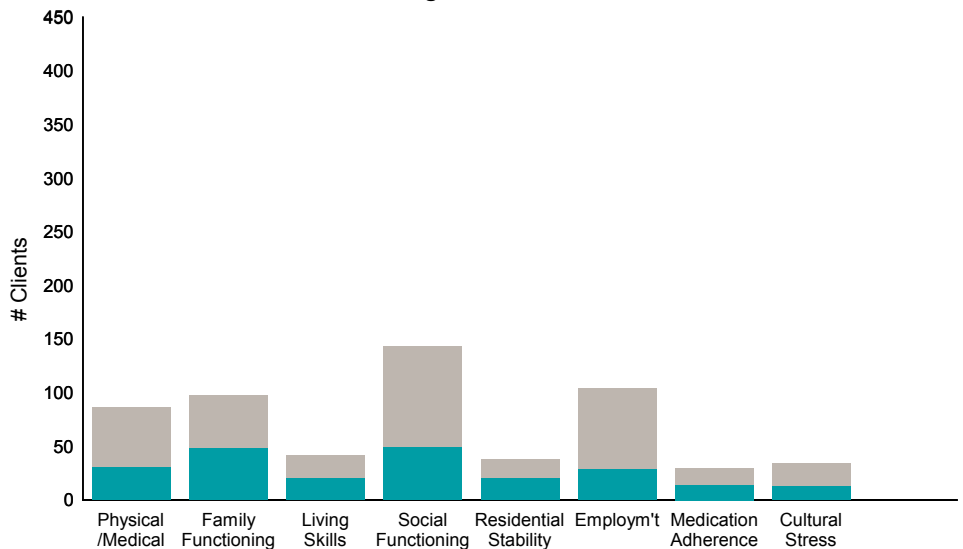


Strengths

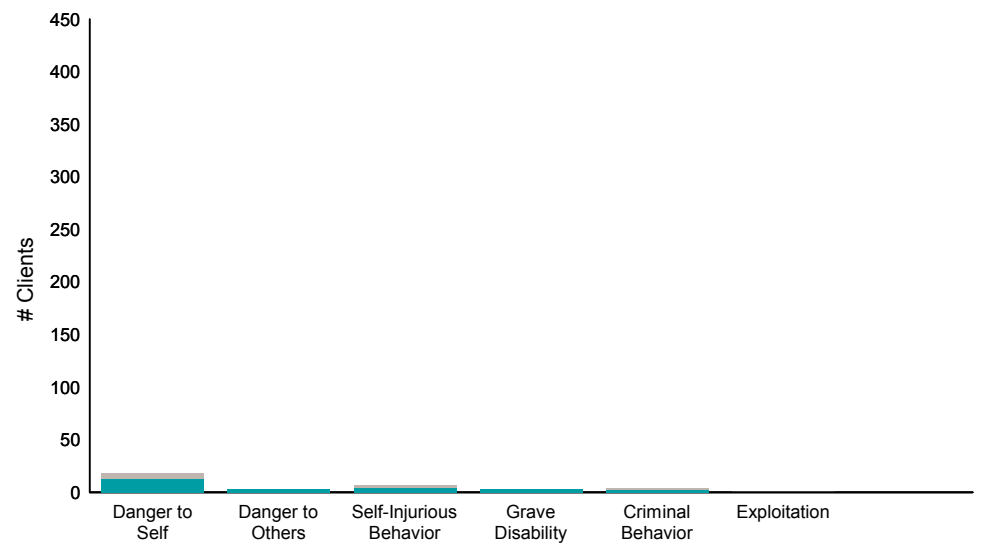


Item	% improvement
Psychosis	27% (30/112)
Depression	40% (81/203)
Anxiety	44% (69/158)
Adjustment to Trauma	39% (26/66)
Impulse Control	58% (23/40)
Interpersonal Problems	38% (13/34)
Substance Use	35% (34/97)
Optimism	39% (70/178)
Community Connection	25% (68/272)
Spiritual /Religious	25% (52/206)
Recovery Involvement	39% (34/88)

Life Domain Functioning



Risk Behaviors



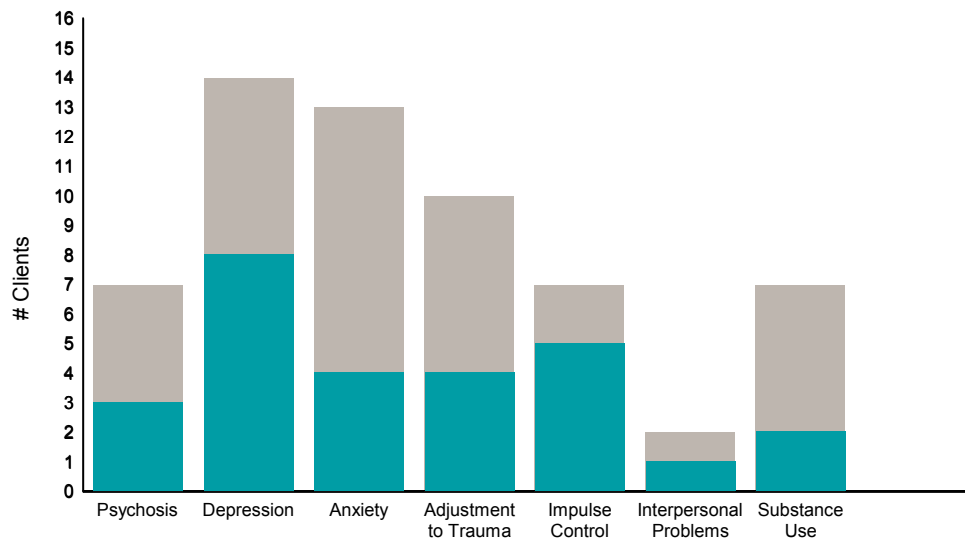
Item	% improvement
Physical /Medical	35% (30/86)
Family Functioning	49% (48/98)
Living Skills	48% (20/42)
Social Functioning	34% (49/143)
Residential Stability	53% (20/38)
Employm't	28% (29/104)
Medication Adherence	47% (14/30)
Cultural Stress	38% (13/34)
Danger to Self	72% (13/18)
Danger to Others	100% (3/3)
Self-Injurious Behavior	57% (4/7)
Grave Disability	100% (3/3)
Criminal Behavior	50% (2/4)
Exploitation	0% (0/1)

FY15-16 Objective A.2 ANSA Outcomes Item-Level Report
TAY MHA Outpatient Services (38BHT3)

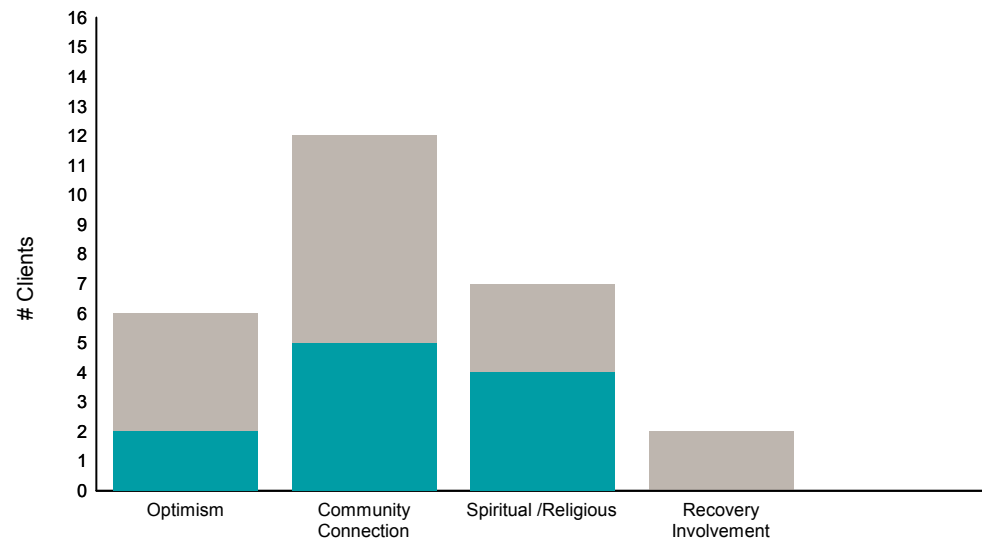
Didn't Improve
 Improved
 This report looks at current ANSAs to see how many clients improved on items rated 2 or 3 from the prior ANSA.

Num of episodes w/ min. 2 ANSAs: **16** Average days between ANSAs: **278.8** % clients improved on min. 30% of actionable items: **75% (= 12/16)**

Behavioral Health Domain

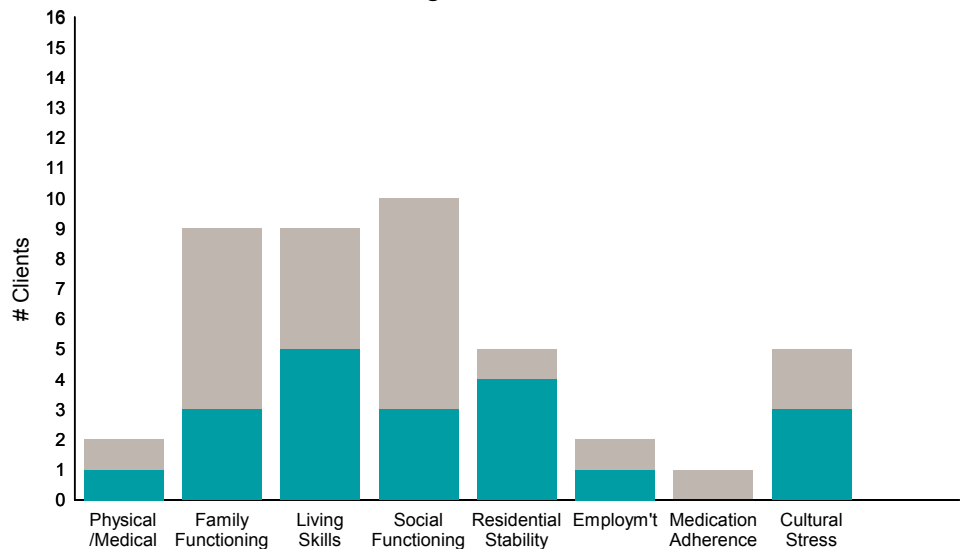


Strengths

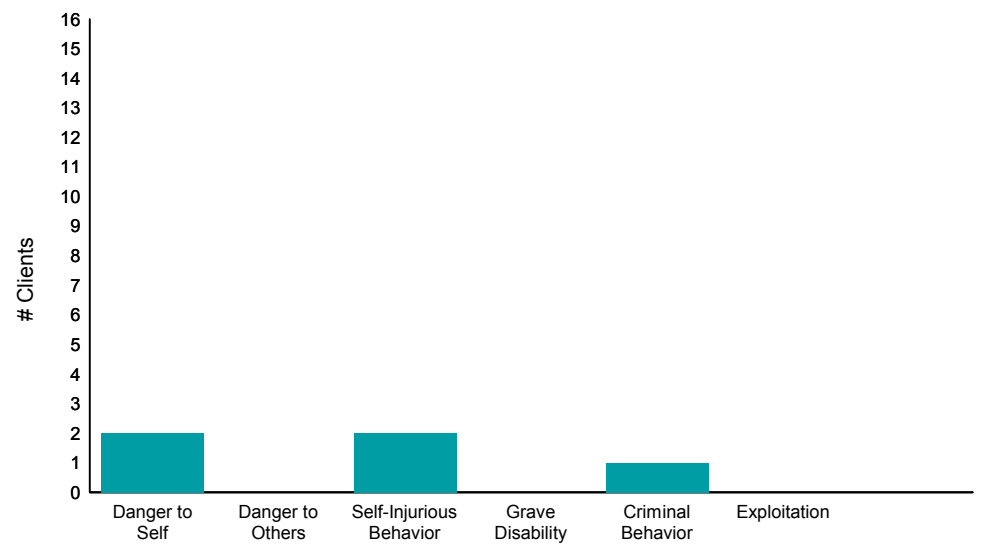


Item	% improvement
Psychosis	43% (3/7)
Depression	57% (8/14)
Anxiety	31% (4/13)
Adjustment to Trauma	40% (4/10)
Impulse Control	71% (5/7)
Interpersonal Problems	50% (1/2)
Substance Use	29% (2/7)
Optimism	33% (2/6)
Community Connection	42% (5/12)
Spiritual /Religious	57% (4/7)
Recovery Involvement	0% (0/2)

Life Domain Functioning



Risk Behaviors



Item	% improvement
Physical /Medical	50% (1/2)
Family Functioning	33% (3/9)
Living Skills	56% (5/9)
Social Functioning	30% (3/10)
Residential Stability	80% (4/5)
Employm't	50% (1/2)
Medication Adherence	0% (0/1)
Cultural Stress	60% (3/5)
Danger to Self	100% (2/2)
Danger to Others	0% (0/0)
Self-Injurious Behavior	100% (2/2)
Grave Disability	0% (0/0)
Criminal Behavior	100% (1/1)
Exploitation	0% (0/0)

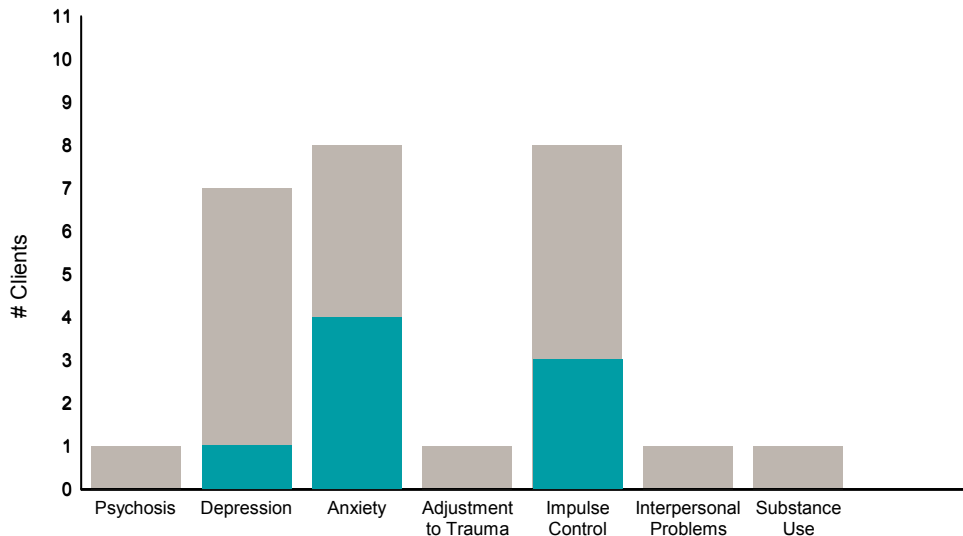
This report reflects data from 7/1/2015 - 6/30/2016

FY15-16 Objective A.2 ANSA Outcomes Item-Level Report
The Anchor Program (38AI3)

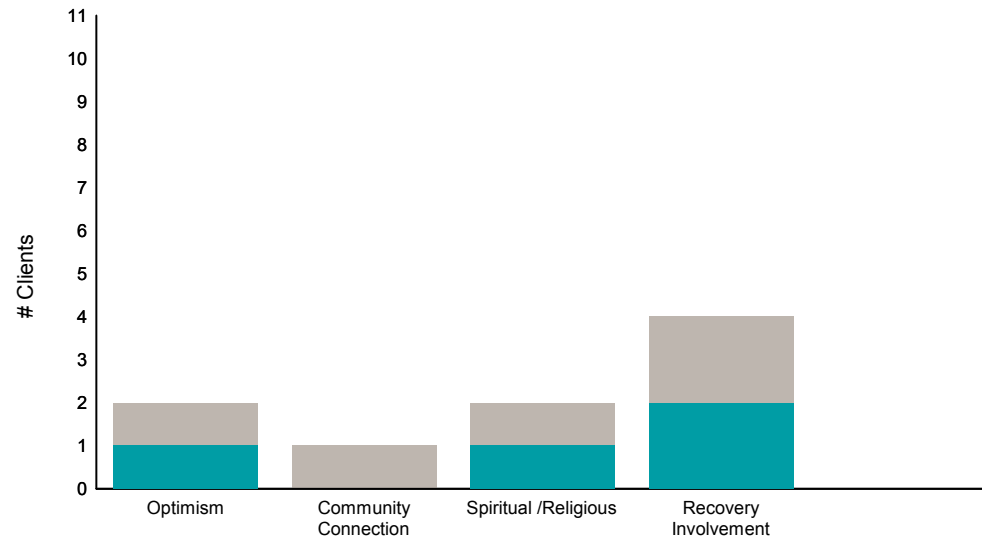
Didn't Improve
 Improved
 This report looks at current ANSAs to see how many clients improved on items rated 2 or 3 from the prior ANSA.

Num of episodes w/ min. 2 ANSAs: **11** Average days between ANSAs: **389.7** % clients improved on min. 30% of actionable items: **40% (= 4/10)**

Behavioral Health Domain

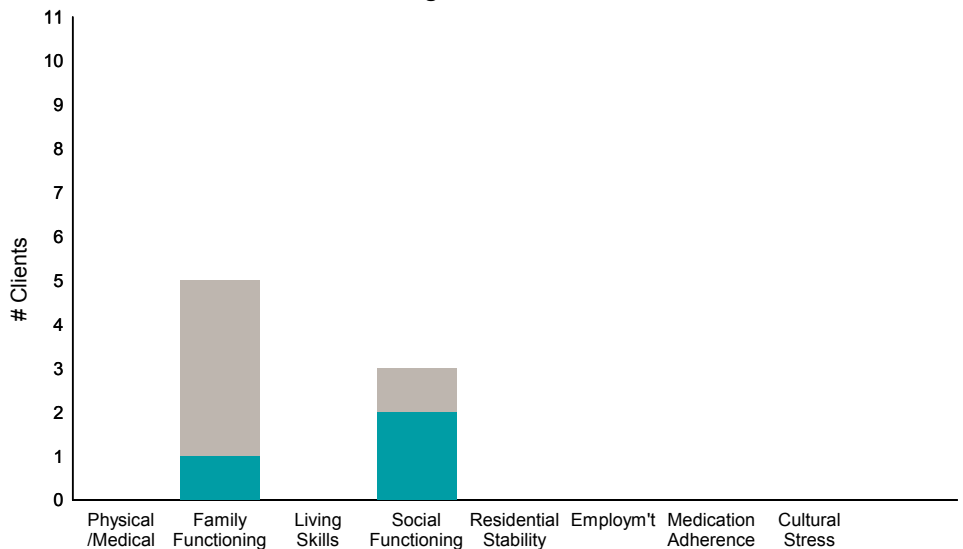


Strengths

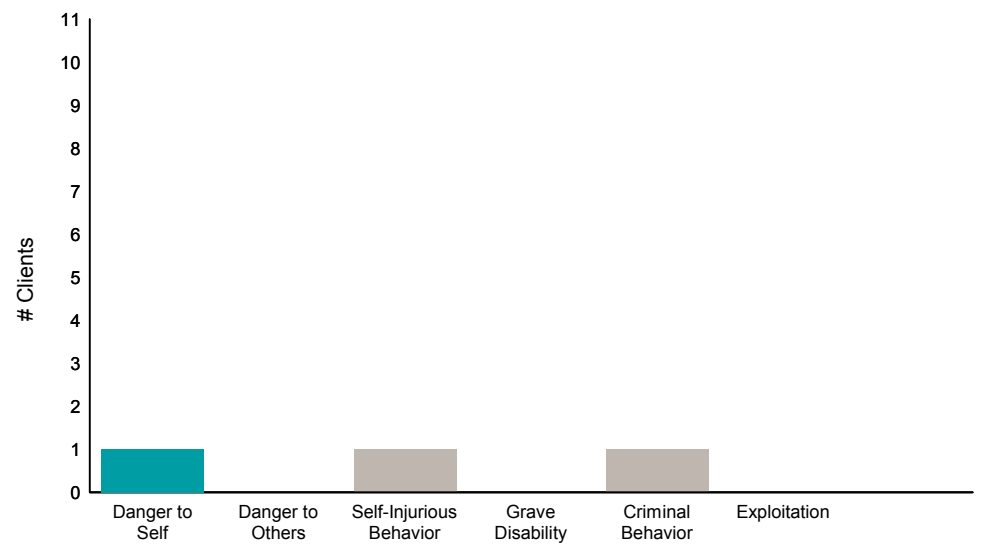


Item	% improvement
Psychosis	0% (0/1)
Depression	14% (1/7)
Anxiety	50% (4/8)
Adjustment to Trauma	0% (0/1)
Impulse Control	38% (3/8)
Interpersonal Problems	0% (0/1)
Substance Use	0% (0/1)
Optimism	50% (1/2)
Community Connection	0% (0/1)
Spiritual /Religious	50% (1/2)
Recovery Involvement	50% (2/4)

Life Domain Functioning



Risk Behaviors



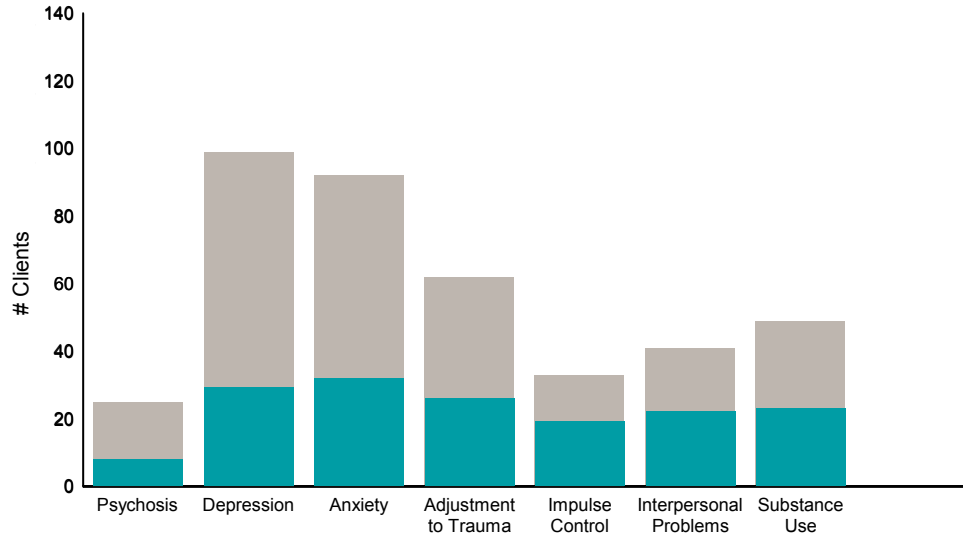
Item	% improvement
Physical /Medical	0% (0/0)
Family Functioning	20% (1/5)
Living Skills	0% (0/0)
Social Functioning	67% (2/3)
Residential Stability	0% (0/0)
Employ'm't	0% (0/0)
Medication Adherence	0% (0/0)
Cultural Stress	0% (0/0)
Danger to Self	100% (1/1)
Danger to Others	0% (0/0)
Self-Injurious Behavior	0% (0/1)
Grave Disability	0% (0/0)
Criminal Behavior	0% (0/1)
Exploitation	0% (0/0)

Didn't Improve
 Improved

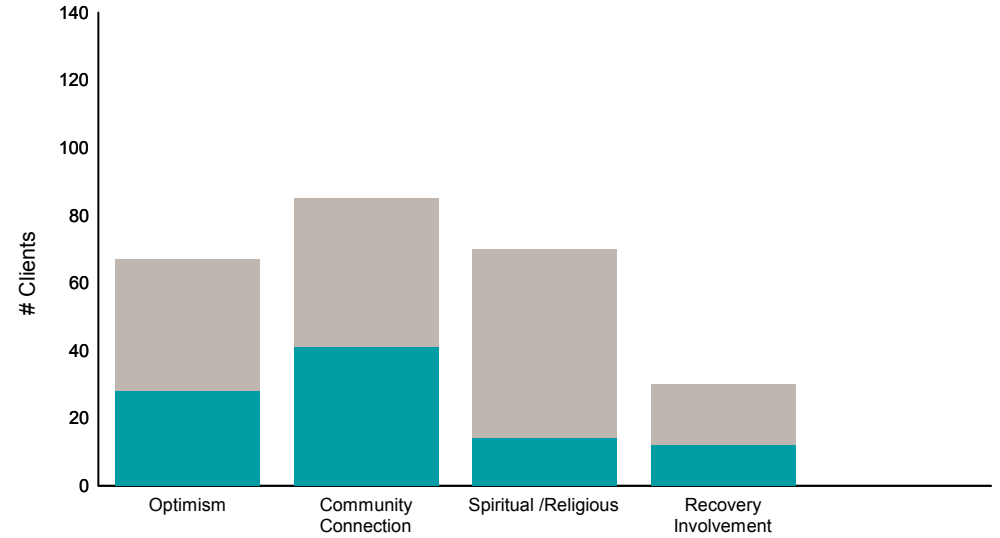
This report looks at current ANSAs to see how many clients improved on items rated 2 or 3 from the prior ANSA.

Num of episodes w/ min. 2 ANSAs: 133 Average days between ANSAs: 401.2 % clients improved on min. 30% of actionable items: **65% (= 84/129)**

Behavioral Health Domain

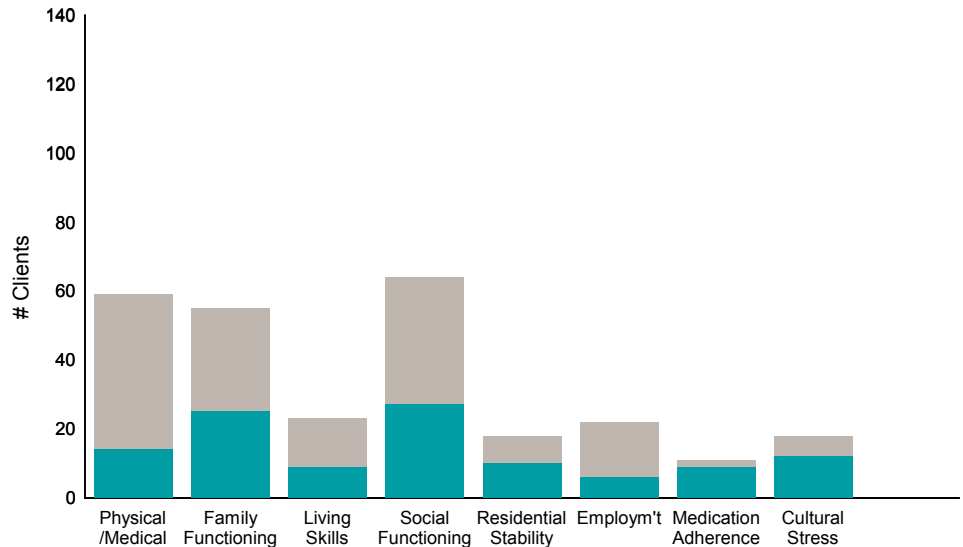


Strengths

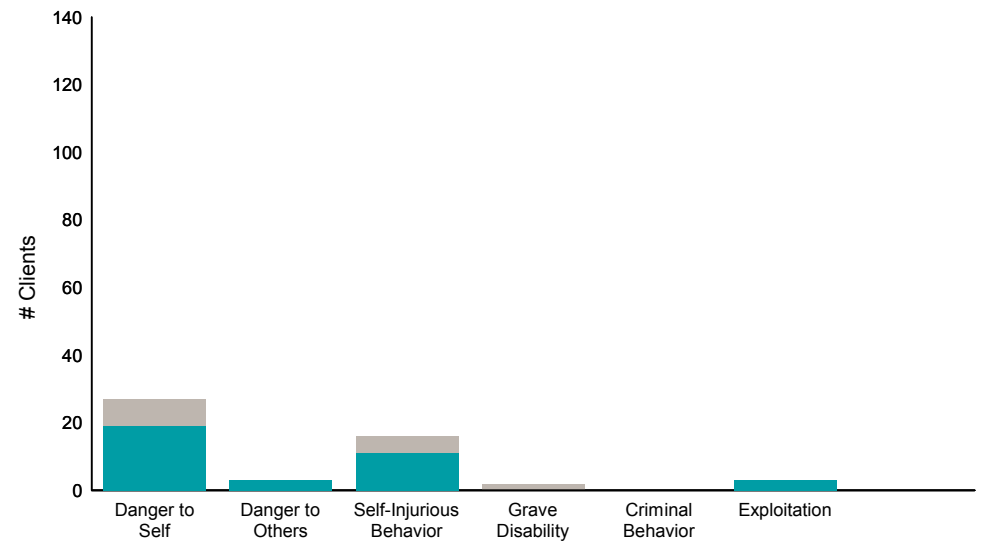


Item	% improvement
Psychosis	32% (8/25)
Depression	29% (29/99)
Anxiety	35% (32/92)
Adjustment to Trauma	42% (26/62)
Impulse Control	58% (19/33)
Interpersonal Problems	54% (22/41)
Substance Use	47% (23/49)
Optimism	42% (28/67)
Community Connection	48% (41/85)
Spiritual /Religious	20% (14/70)
Recovery Involvement	40% (12/30)

Life Domain Functioning



Risk Behaviors



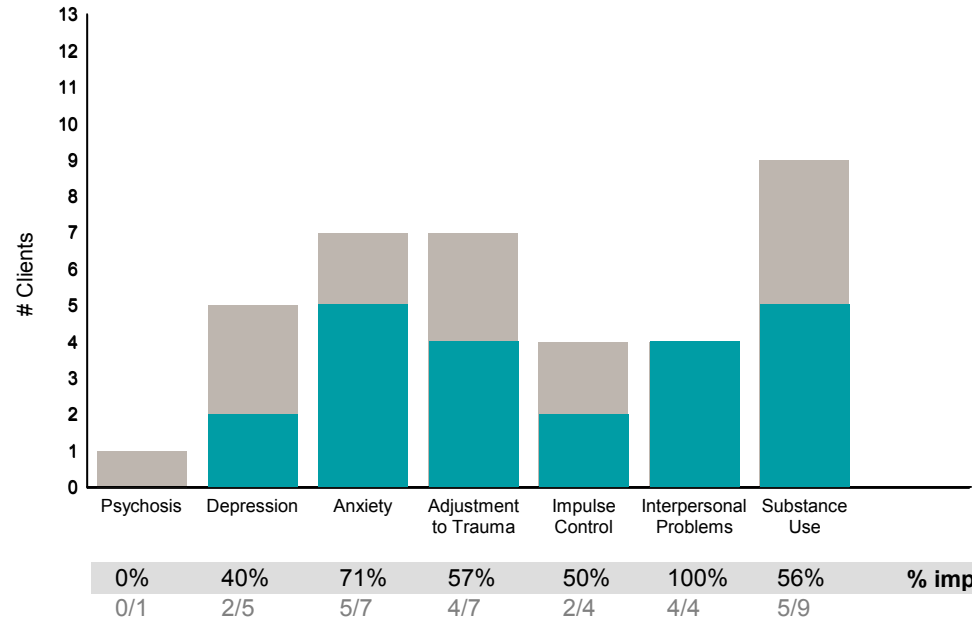
Item	% improvement
Physical /Medical	24% (14/59)
Family Functioning	45% (25/55)
Living Skills	39% (9/23)
Social Functioning	42% (27/64)
Residential Stability	56% (10/18)
Employm't	27% (6/22)
Medication Adherence	82% (9/11)
Cultural Stress	67% (12/18)
Danger to Self	70% (19/27)
Danger to Others	100% (3/3)
Self-Injurious Behavior	69% (11/16)
Grave Disability	0% (0/2)
Criminal Behavior	0% (0/0)
Exploitation	100% (3/3)

FY15-16 Objective A.2 ANSA Outcomes Item-Level Report
VIP CJC Domestic Violence (88103)

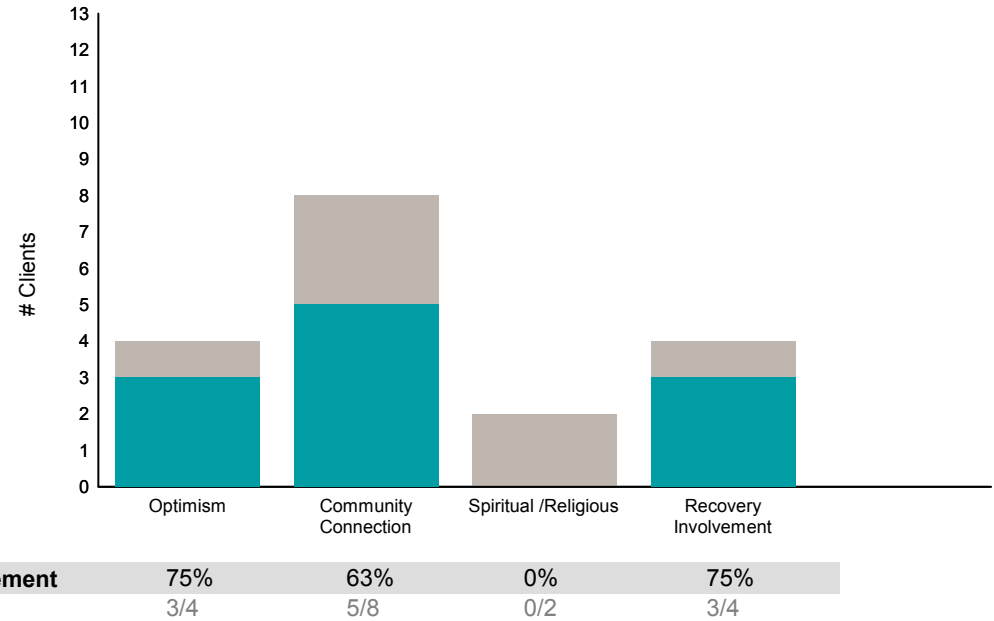
Didn't Improve
 Improved
 This report looks at current ANSAs to see how many clients improved on items rated 2 or 3 from the prior ANSA.

Num of episodes w/ min. 2 ANSAs: **13** Average days between ANSAs: **509.6** % clients improved on min. 30% of actionable items: **82% (= 9/11)**

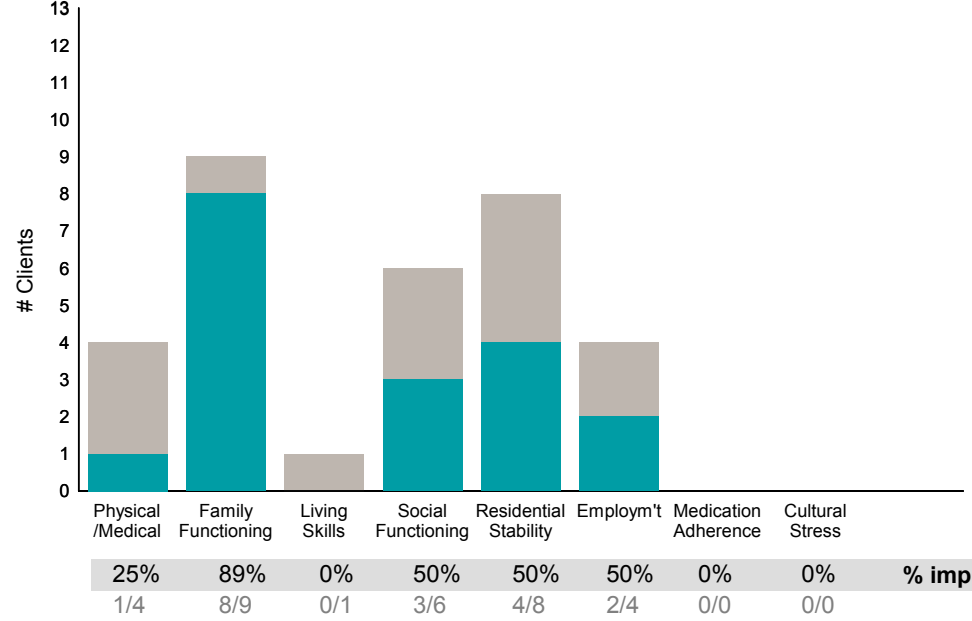
Behavioral Health Domain



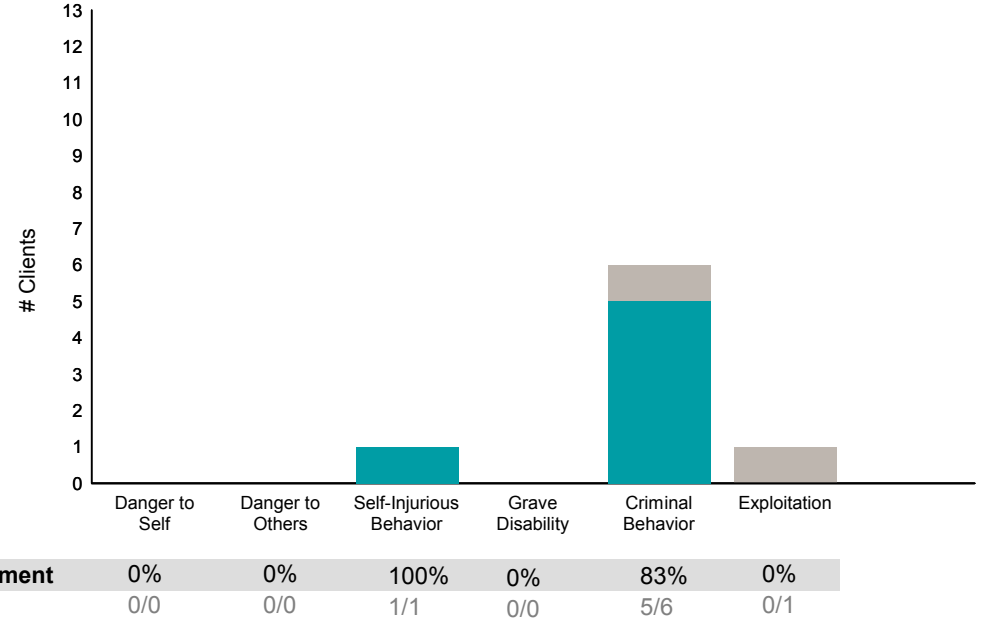
Strengths



Life Domain Functioning



Risk Behaviors



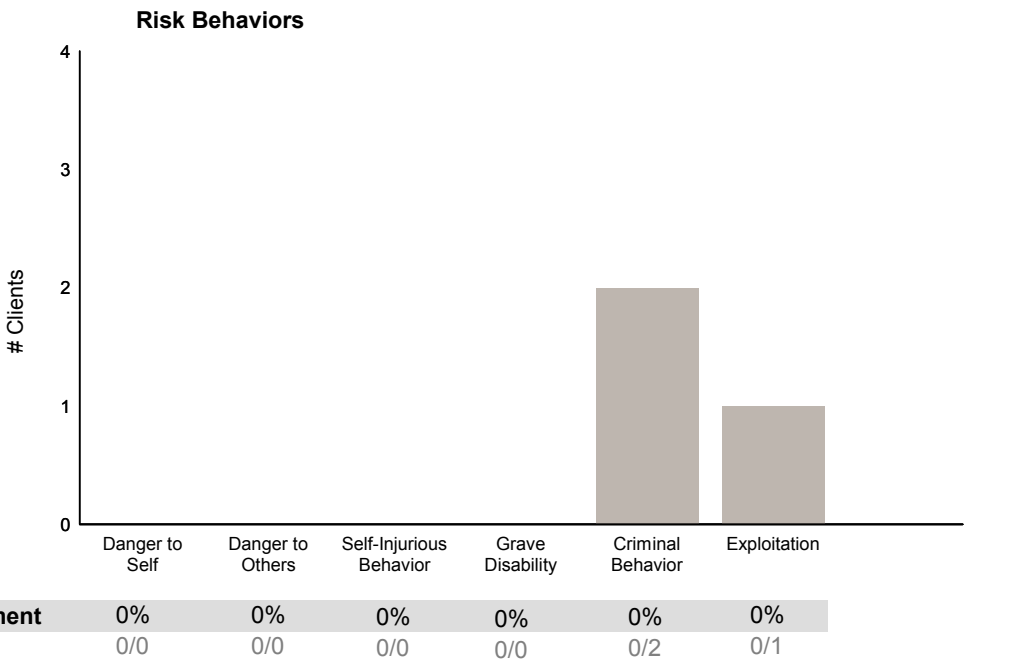
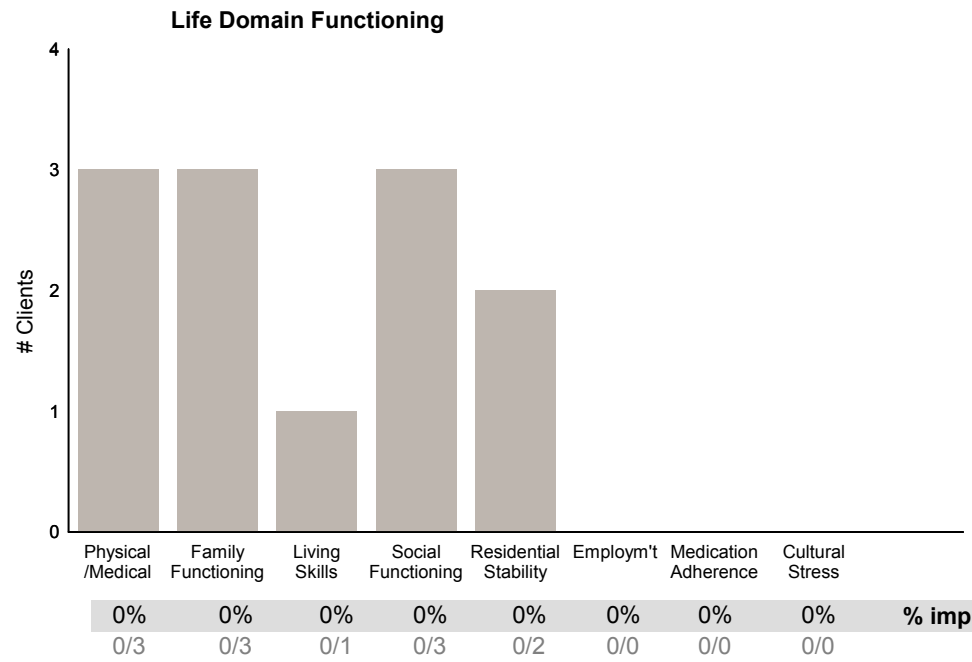
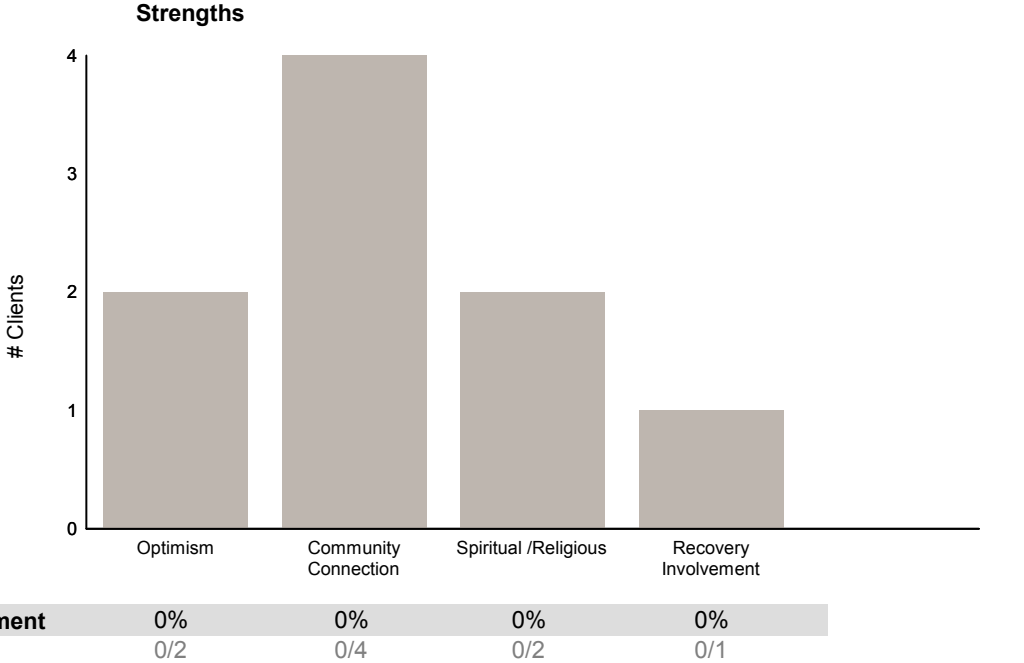
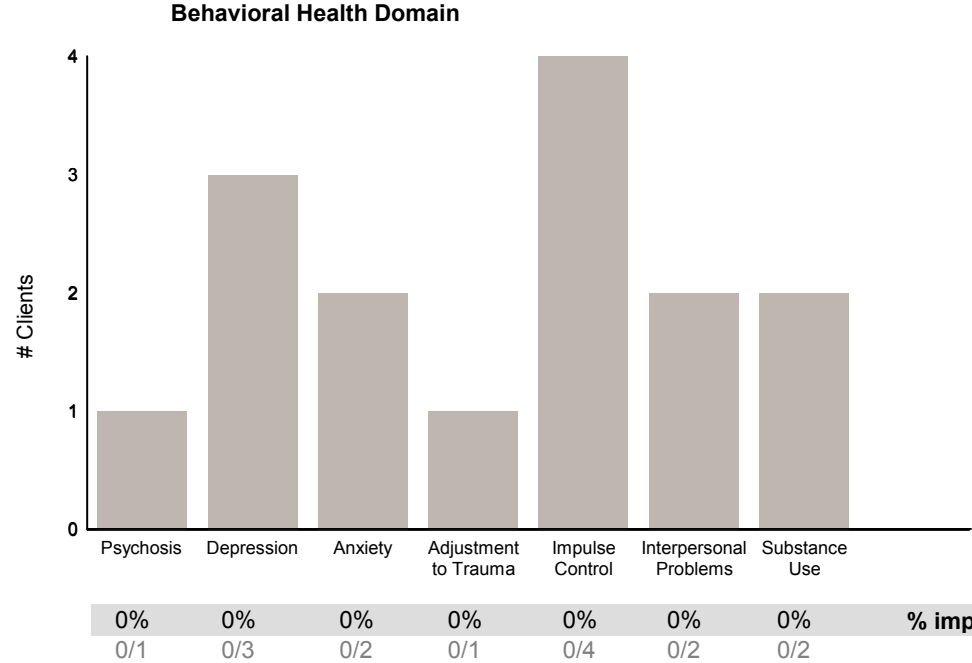
This report reflects data from 7/1/2015 - 6/30/2016



FY15-16 Objective A.2 ANSA Outcomes Item-Level Report
VIP CJC Interpersonal Violence (88107)

Didn't Improve
 Improved
 This report looks at current ANSAs to see how many clients improved on items rated 2 or 3 from the prior ANSA.

Num of episodes w/ min. 2 ANSAs: **4** Average days between ANSAs: **269.3** % clients improved on min. 30% of actionable items: **0%**



This report reflects data from 7/1/2015 - 6/30/2016



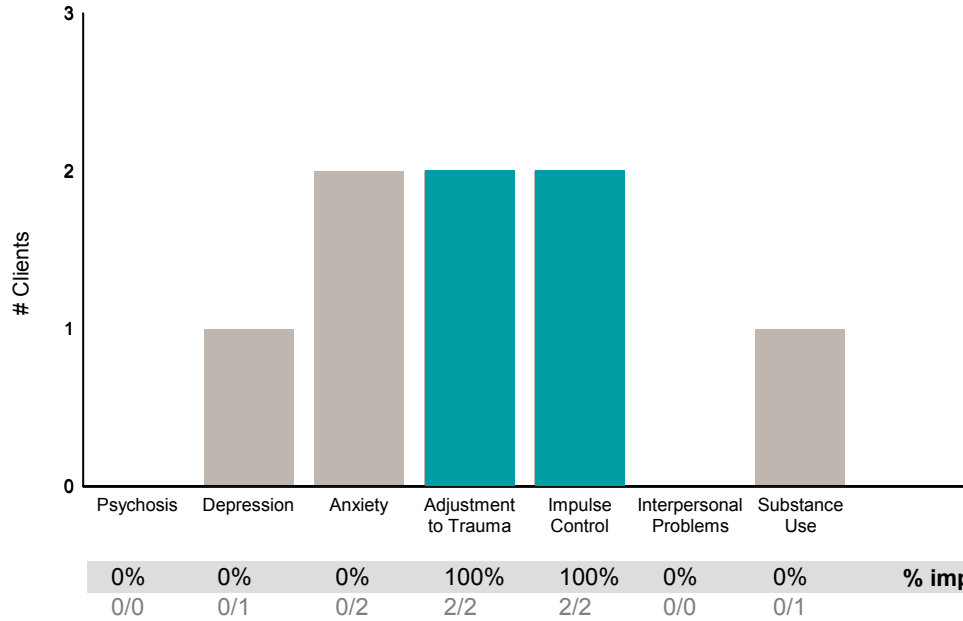
FY15-16 Objective A.2 ANSA Outcomes Item-Level Report
VIP CJC Sexual Offense (88109)

■ Didn't Improve
 ■ Improved

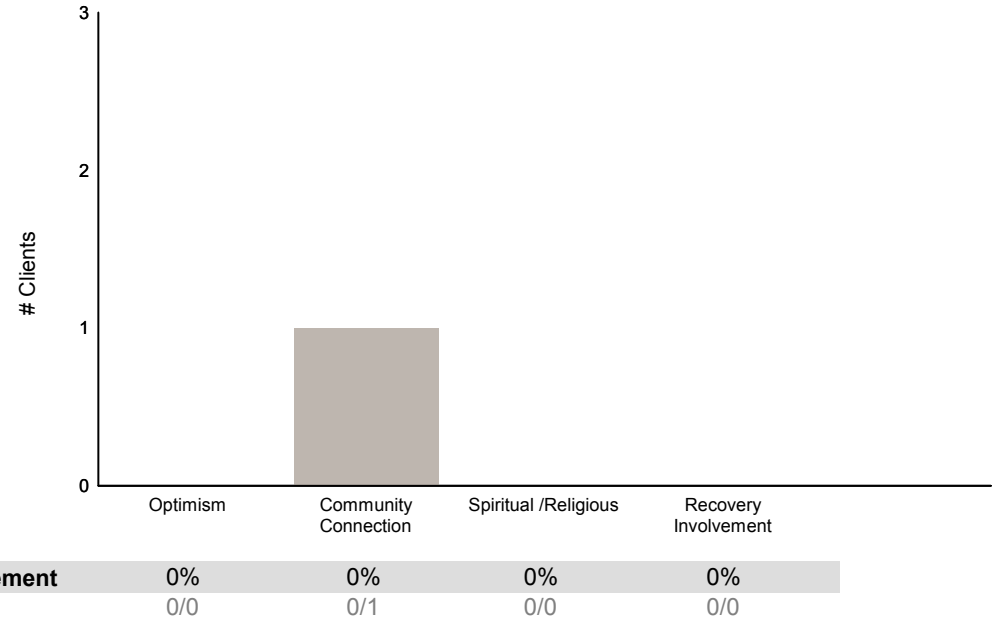
This report looks at current ANSAs to see how many clients improved on items rated 2 or 3 from the prior ANSA.

Num of episodes w/ min. 2 ANSAs: 3 Average days between ANSAs: 477.0 % clients improved on min. 30% of actionable items: **100% (= 3/3)**

Behavioral Health Domain



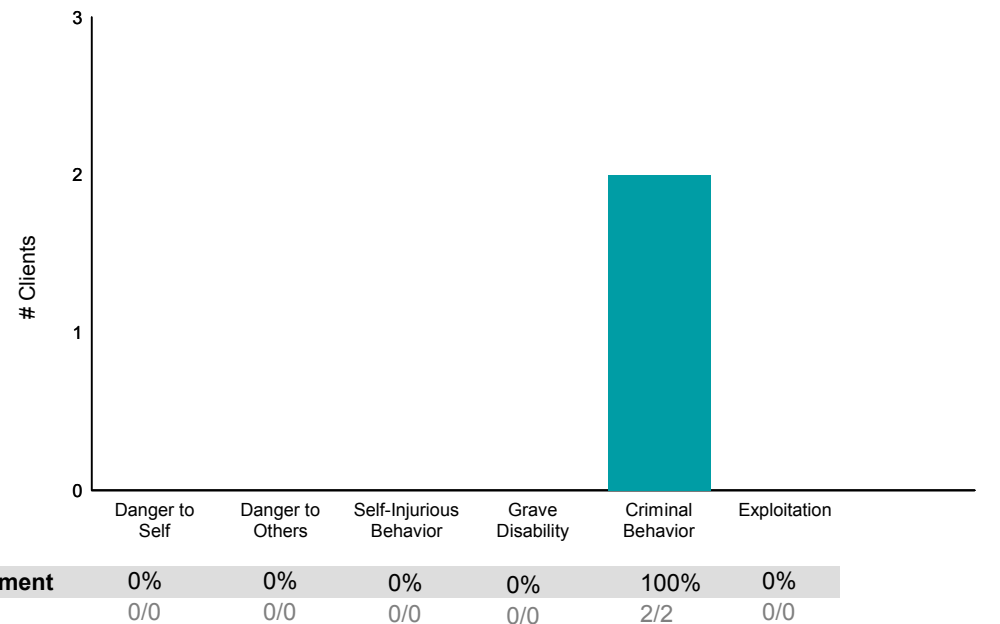
Strengths



Life Domain Functioning



Risk Behaviors



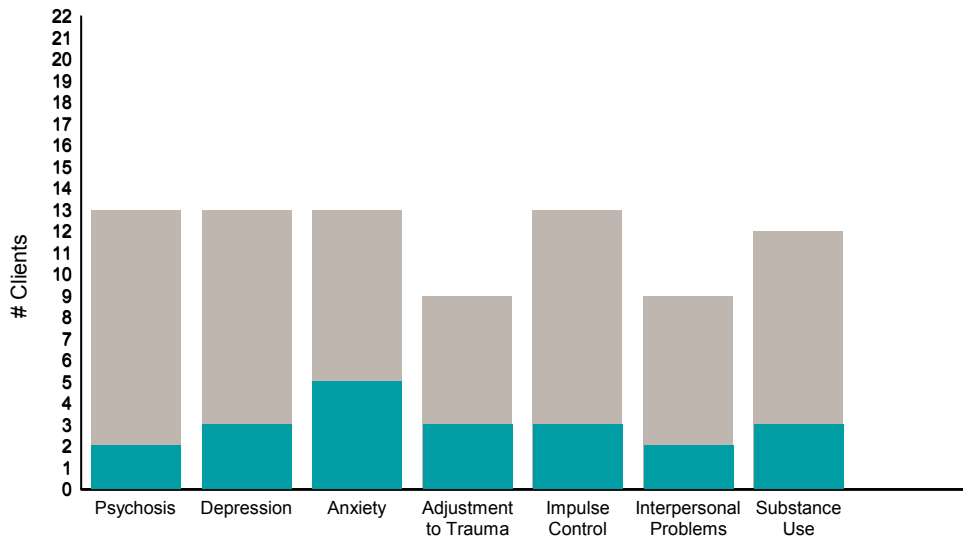
This report reflects data from 7/1/2015 - 6/30/2016

FY15-16 Objective A.2 ANSA Outcomes Item-Level Report
Westside Community MH SPR (8976SP)

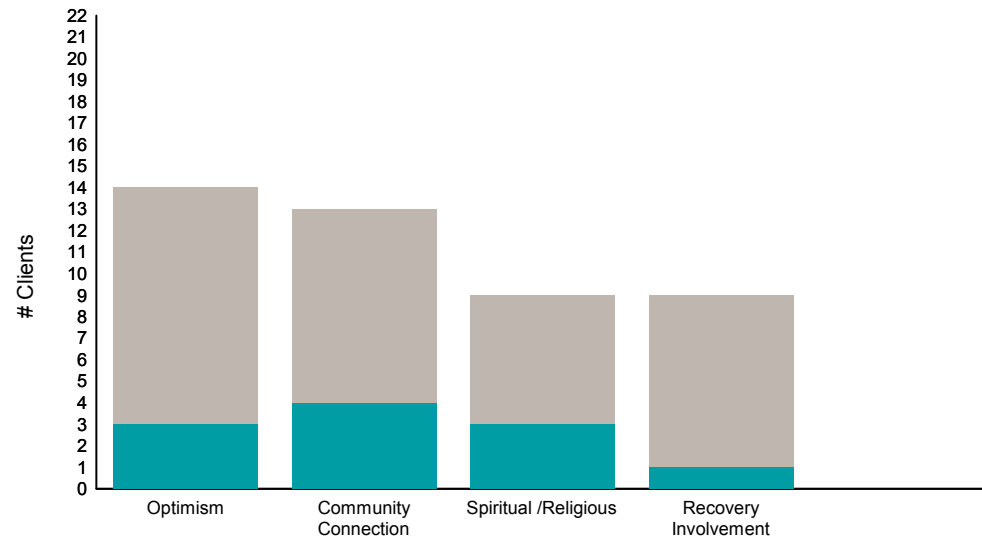
Didn't Improve
 Improved
 This report looks at current ANSAs to see how many clients improved on items rated 2 or 3 from the prior ANSA.

Num of episodes w/ min. 2 ANSAs: **22** Average days between ANSAs: **442.3** % clients improved on min. 30% of actionable items: **52% (= 11/21)**

Behavioral Health Domain

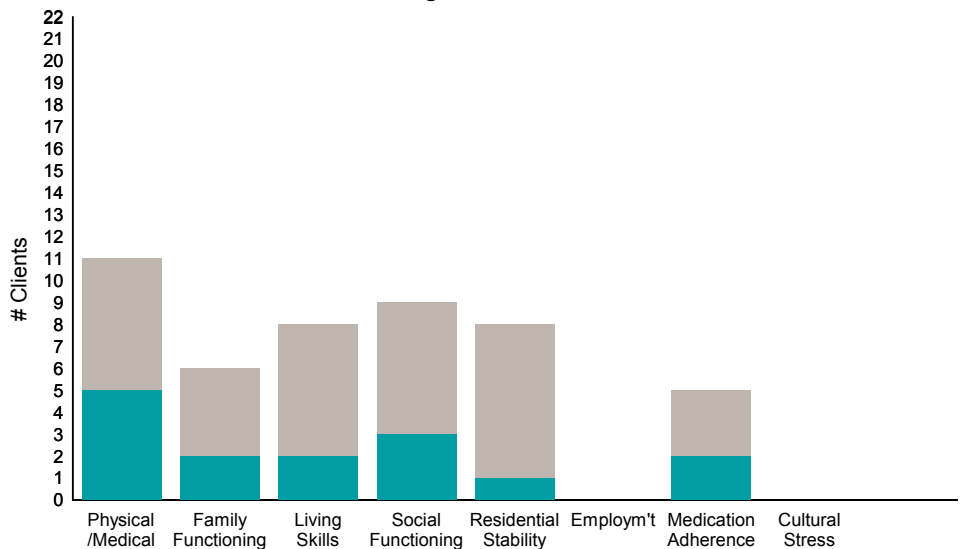


Strengths

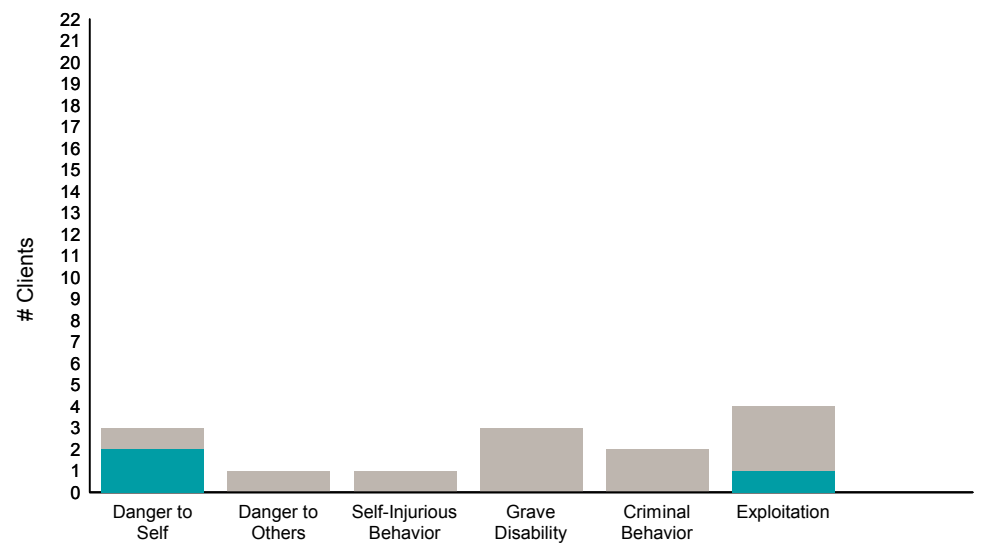


Item	Improved	Didn't Improve	% improvement
Psychosis	2/13	11	15%
Depression	3/13	10	23%
Anxiety	5/13	8	38%
Adjustment to Trauma	3/9	6	33%
Impulse Control	3/13	10	23%
Interpersonal Problems	2/9	7	22%
Substance Use	3/12	9	25%
Optimism	3/14	11	21%
Community Connection	4/13	9	31%
Spiritual /Religious	3/9	6	33%
Recovery Involvement	1/9	8	11%

Life Domain Functioning



Risk Behaviors



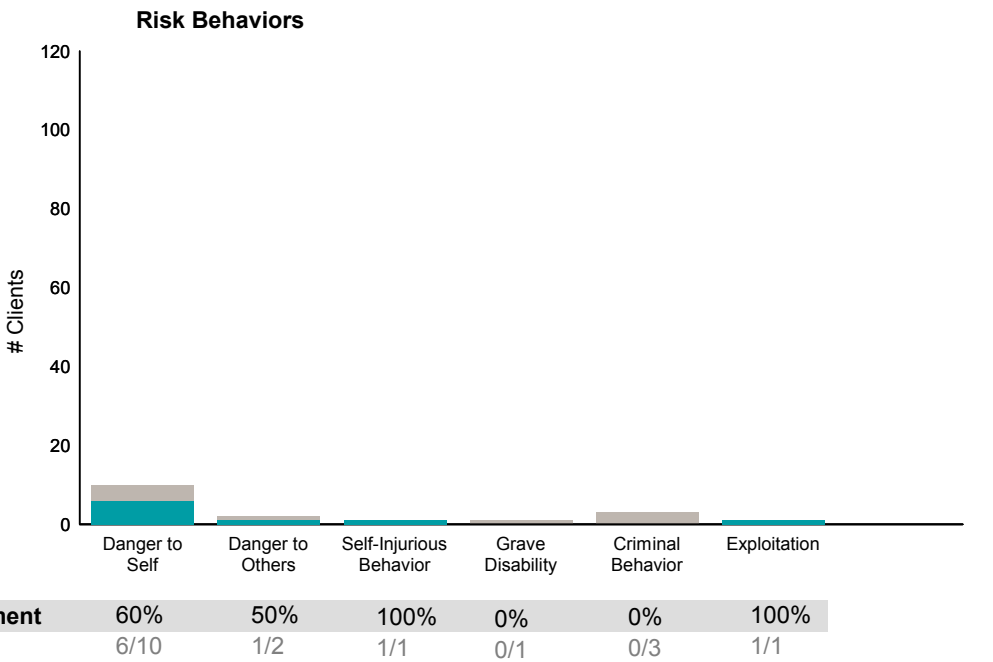
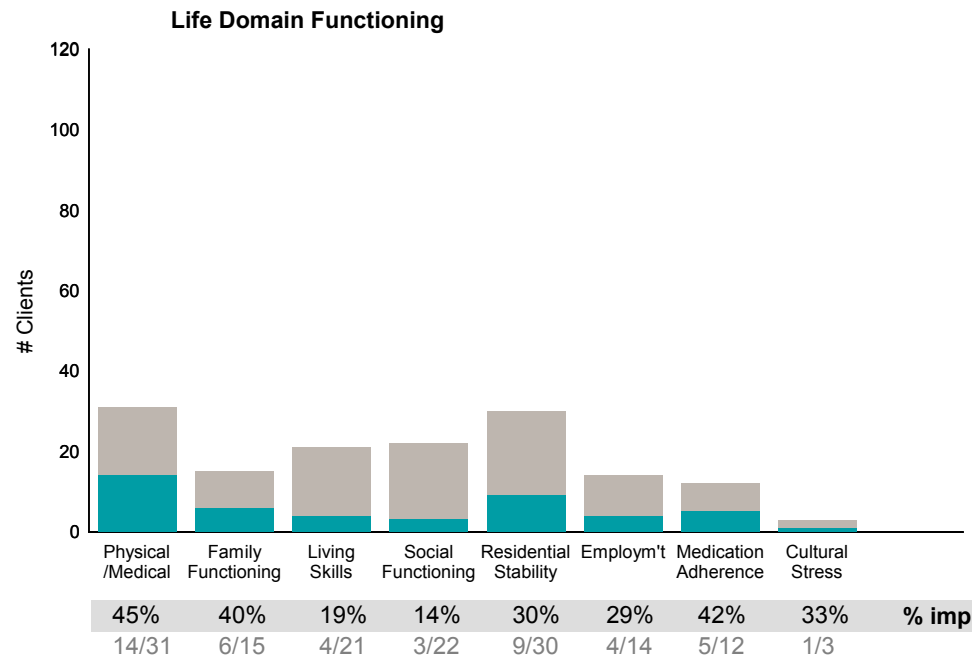
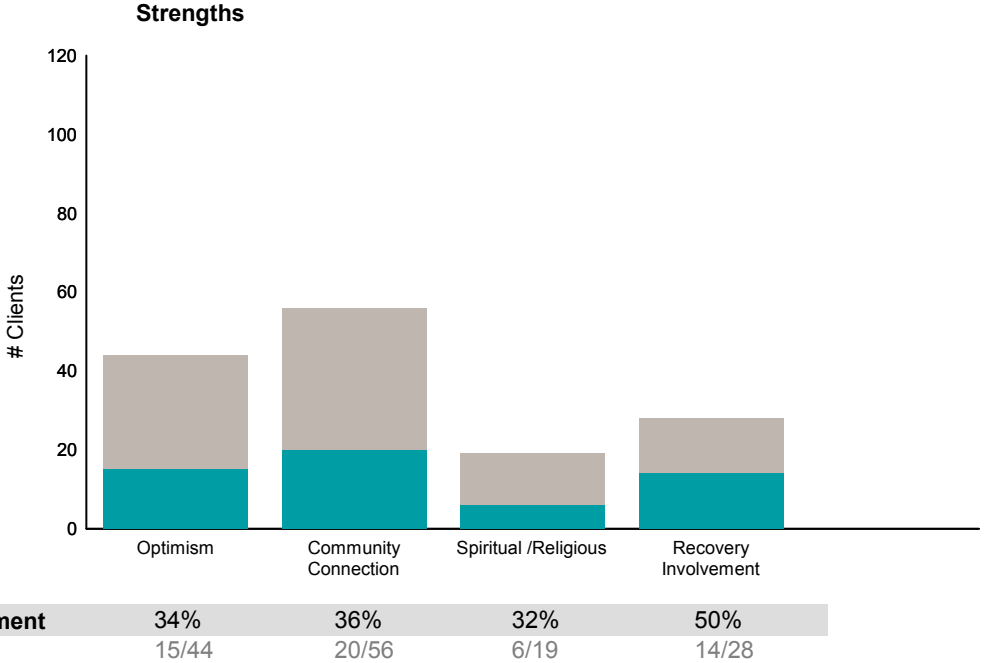
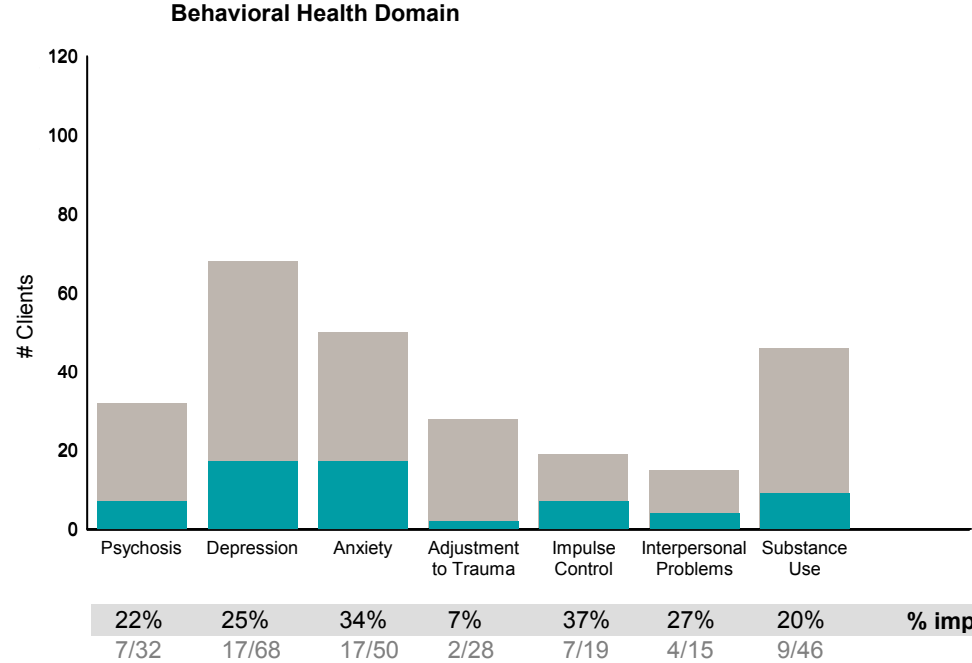
Item	Improved	Didn't Improve	% improvement
Physical /Medical	5/11	6	45%
Family Functioning	2/6	4	33%
Living Skills	2/8	6	25%
Social Functioning	3/9	6	33%
Residential Stability	1/8	7	13%
Employ'm't	0/0	0	0%
Medication Adherence	2/5	3	40%
Cultural Stress	0/0	0	0%
Danger to Self	2/3	1	67%
Danger to Others	0/1	1	0%
Self-Injurious Behavior	0/1	1	0%
Grave Disability	0/3	3	0%
Criminal Behavior	0/2	2	0%
Exploitation	1/4	3	25%

This report reflects data from 7/1/2015 - 6/30/2016

FY15-16 Objective A.2 ANSA Outcomes Item-Level Report
Westside Community Outpat Clinic (89763)

Didn't Improve
 Improved
 This report looks at current ANSAs to see how many clients improved on items rated 2 or 3 from the prior ANSA.

Num of episodes w/ min. 2 ANSAs: 110 Average days between ANSAs: 363.6 % clients improved on min. 30% of actionable items: **60% (= 50/84)**



This report reflects data from 7/1/2015 - 6/30/2016

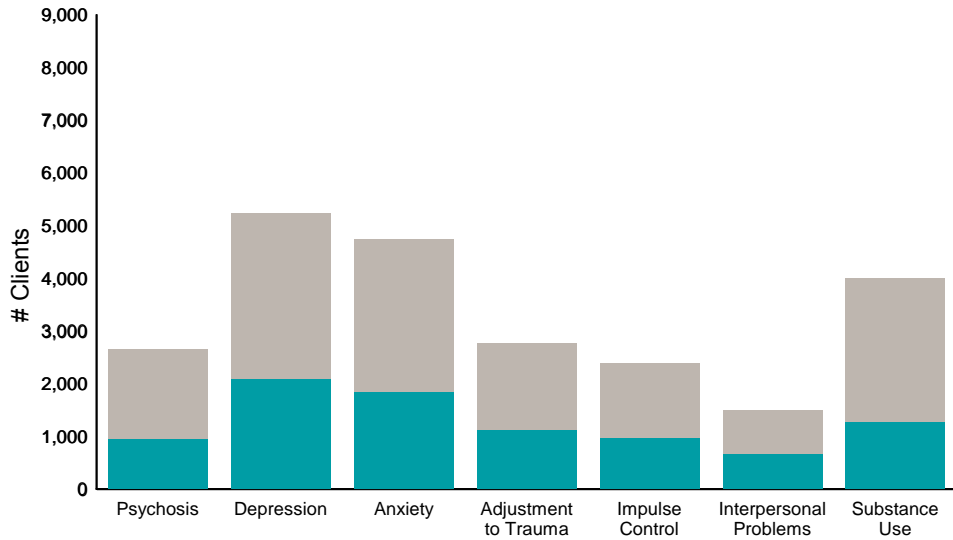


System Summary: 7/1/2015 - 6/30/2016

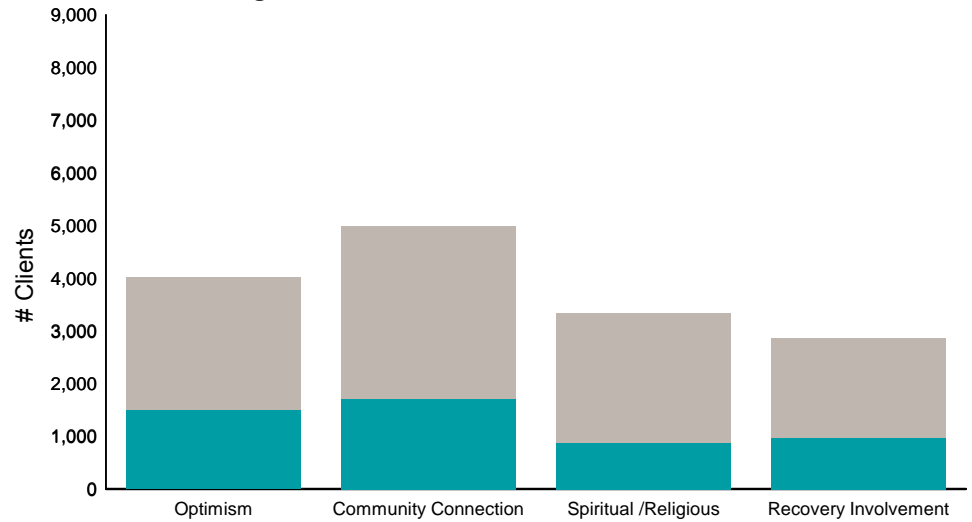
Didn't Improve
 Improved
 This report looks at current ANSAs to see how many clients improved on items rated 2 or 3 from the prior ANSA.

Num of episodes w/ min. 2 ANSAs: 8,686 Average days between ANSAs: 277.6 % clients improved on min. 30% of actionable items: **58% (= 4,647 / 8,043)**

Behavioral Health Domain

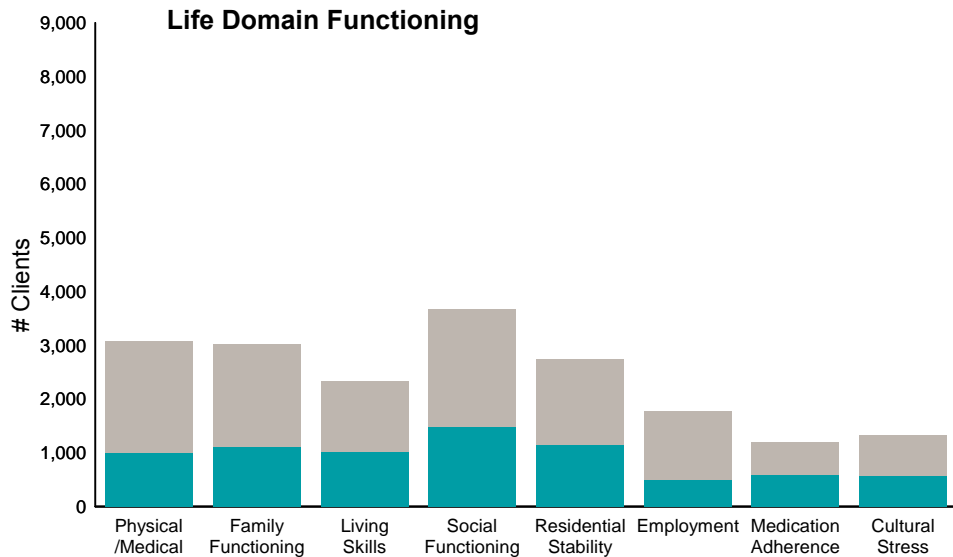


Strengths

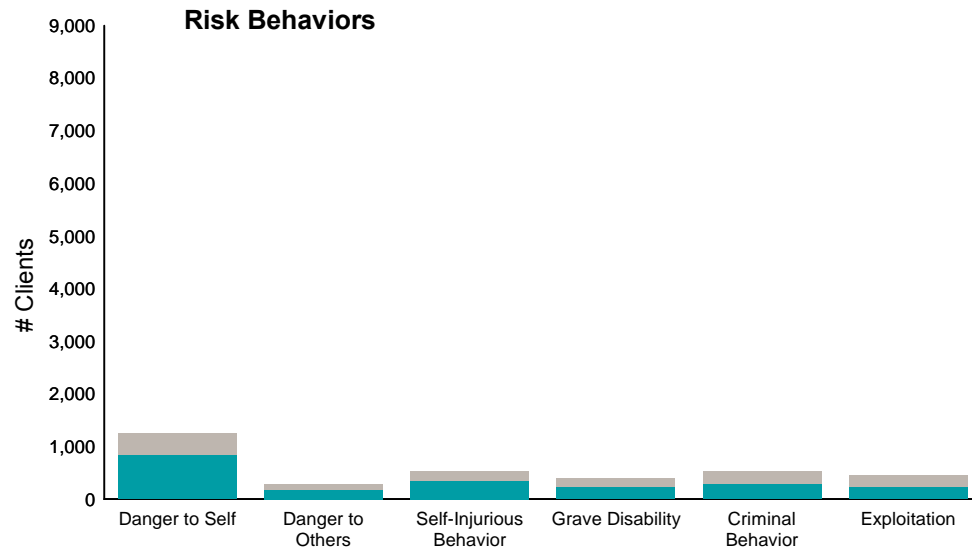


	36%	40%	39%	40%	41%	43%	31%	% improvement	37%	34%	26%	34%
	<u>944</u>	<u>2,082</u>	<u>1,828</u>	<u>1,110</u>	<u>971</u>	<u>653</u>	<u>1,263</u>	improved #	<u>1,491</u>	<u>1,713</u>	<u>873</u>	<u>980</u>
	2,652	5,244	4,746	2,782	2,393	1,504	4,010	total #	4,011	4,972	3,342	2,852

Life Domain Functioning



Risk Behaviors



	32%	37%	43%	40%	42%	28%	49%	43%	% improvement	67%	65%	66%	55%	52%	50%
	<u>995</u>	<u>1,112</u>	<u>1,006</u>	<u>1,480</u>	<u>1,150</u>	<u>493</u>	<u>583</u>	<u>574</u>	improved #	<u>837</u>	<u>178</u>	<u>349</u>	<u>220</u>	<u>275</u>	<u>229</u>
	3,028	3,023	2,333	3,676	2,752	1,770	1,197	1,344	total #	1,247	275	532	402	529	459