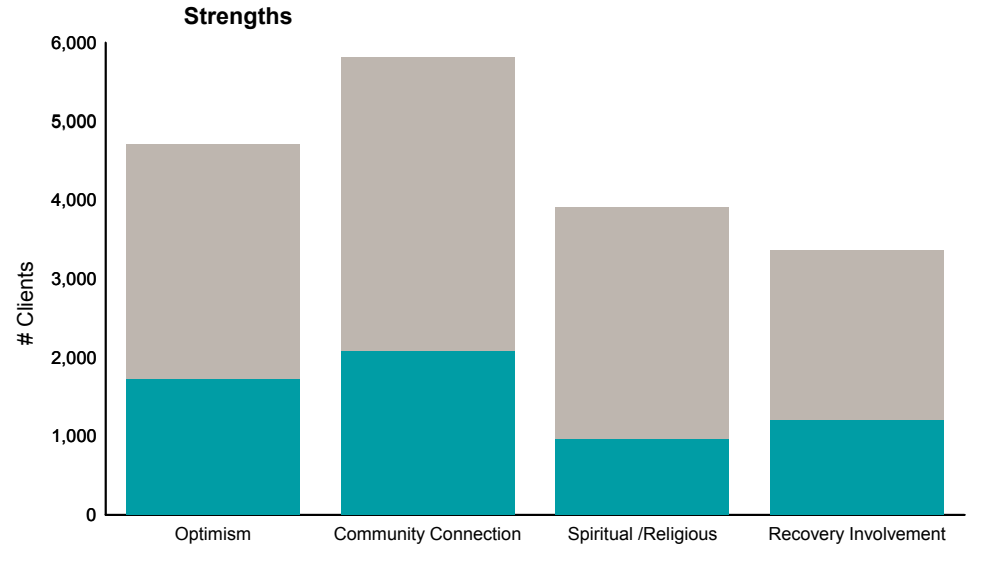
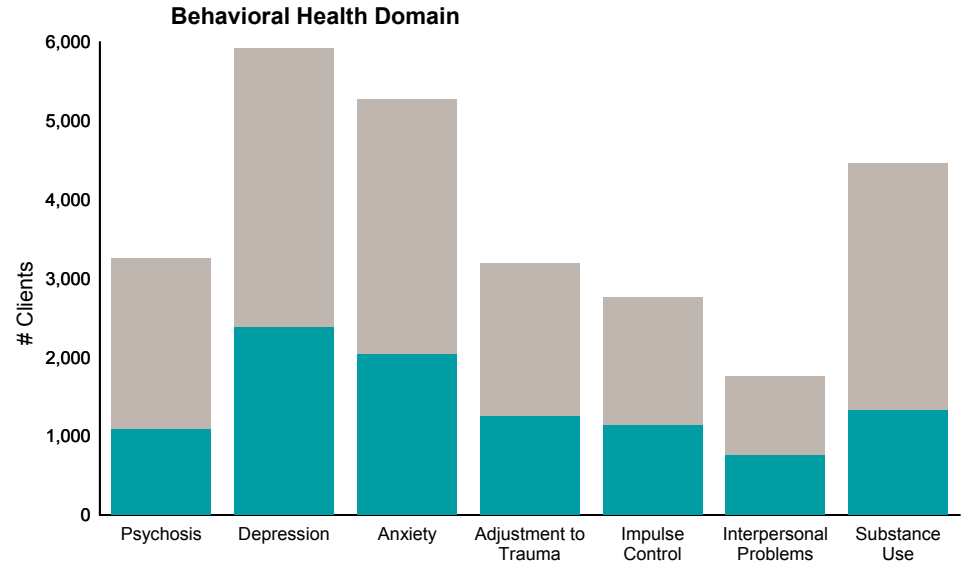


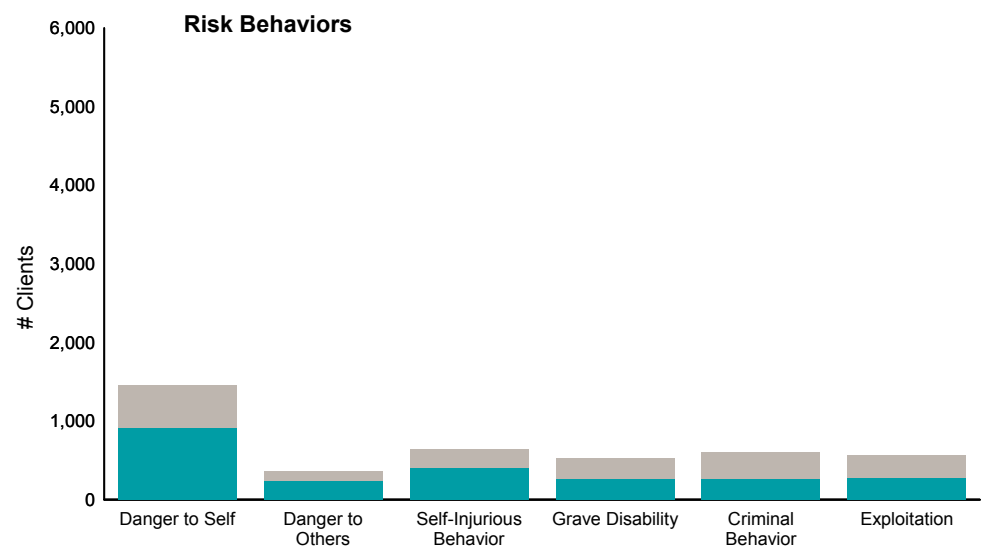
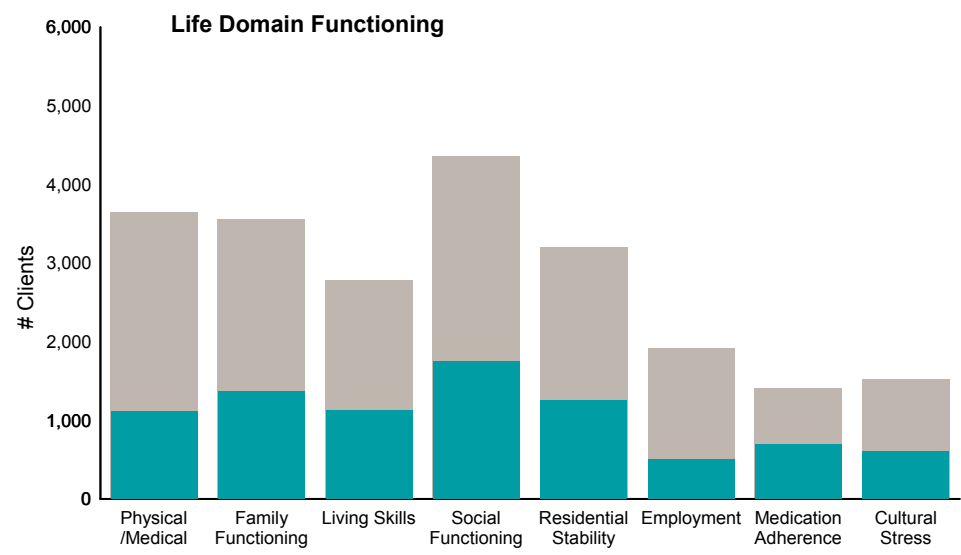
System Summary: 7/1/2016 - 6/30/2017

Didn't Improve This report looks at current ANSAs to see how many clients improved on items rated 2 or 3 from the prior ANSA.
 Improved

Num of episodes w/ min. 2 ANSAs: 9,939 Average days between ANSAs: 312.4 % clients improved on min. 30% of actionable items: **56% (= 5,218 / 9,270)**



							% improvement				
33%	40%	39%	39%	41%	43%	30%	% improvement	37%	36%	24%	36%
<u>1,082</u>	<u>2,373</u>	<u>2,032</u>	<u>1,245</u>	<u>1,140</u>	<u>754</u>	<u>1,322</u>	<u>improved #</u>	<u>1,724</u>	<u>2,072</u>	<u>958</u>	<u>1,200</u>
3,251	5,919	5,272	3,195	2,755	1,754	4,453	<u>total #</u>	4,712	5,812	3,917	3,366



								% improvement						
31%	38%	40%	40%	39%	26%	49%	40%	% improvement	62%	65%	61%	51%	44%	48%
<u>1,115</u>	<u>1,365</u>	<u>1,125</u>	<u>1,751</u>	<u>1,247</u>	<u>503</u>	<u>693</u>	<u>605</u>	<u>improved #</u>	<u>909</u>	<u>237</u>	<u>397</u>	<u>267</u>	<u>265</u>	<u>273</u>
3,647	3,561	2,778	4,358	3,202	1,910	1,401	1,525	<u>total #</u>	1,463	365	650	528	598	567

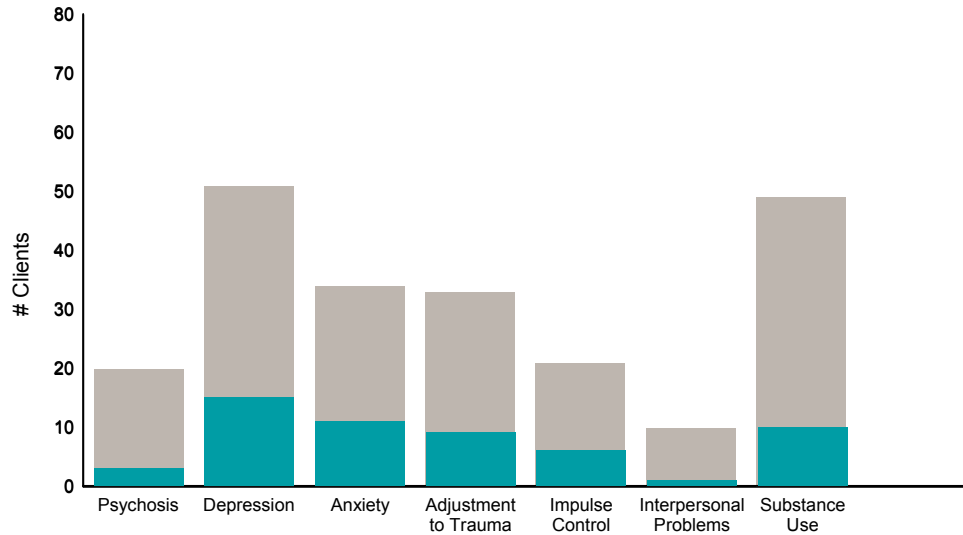
A Woman's Place (38BKOP)

■ Didn't Improve
■ Improved

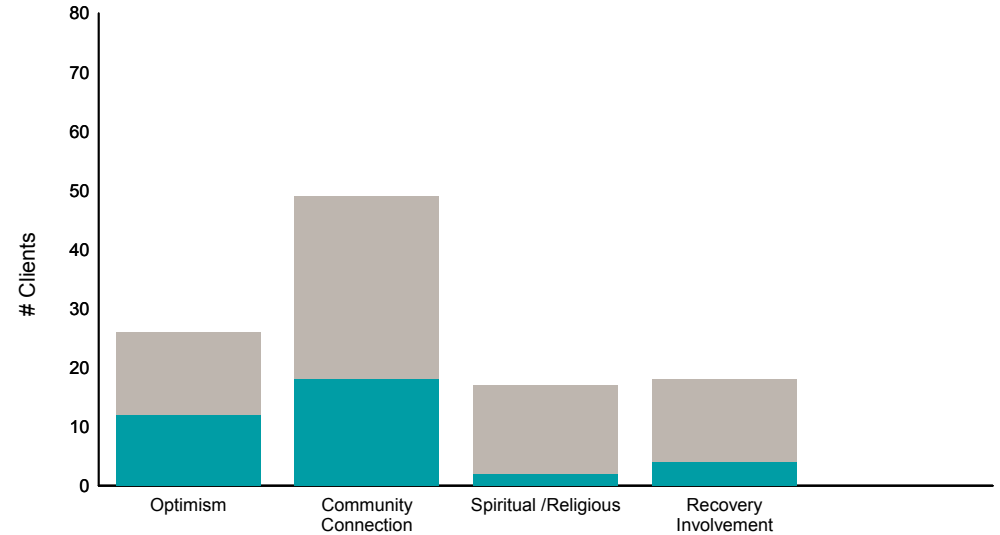
This report looks at current ANSAs to see how many clients improved on items rated 2 or 3 from the prior ANSA.

Num of episodes w/ min. 2 ANSAs: 72 Average days between ANSAs: 234.6 % clients improved on min. 30% of actionable items: **46% (= 33/72)**

Behavioral Health Domain

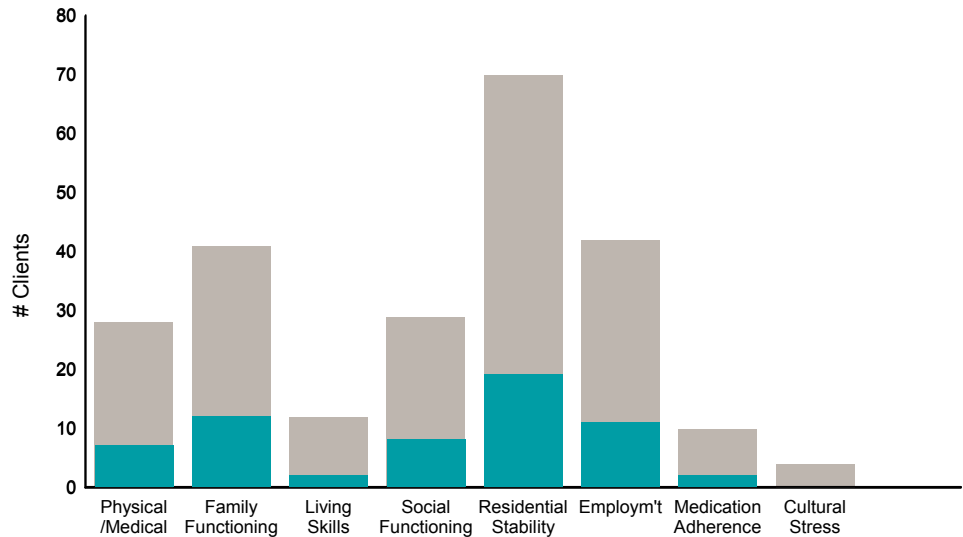


Strengths

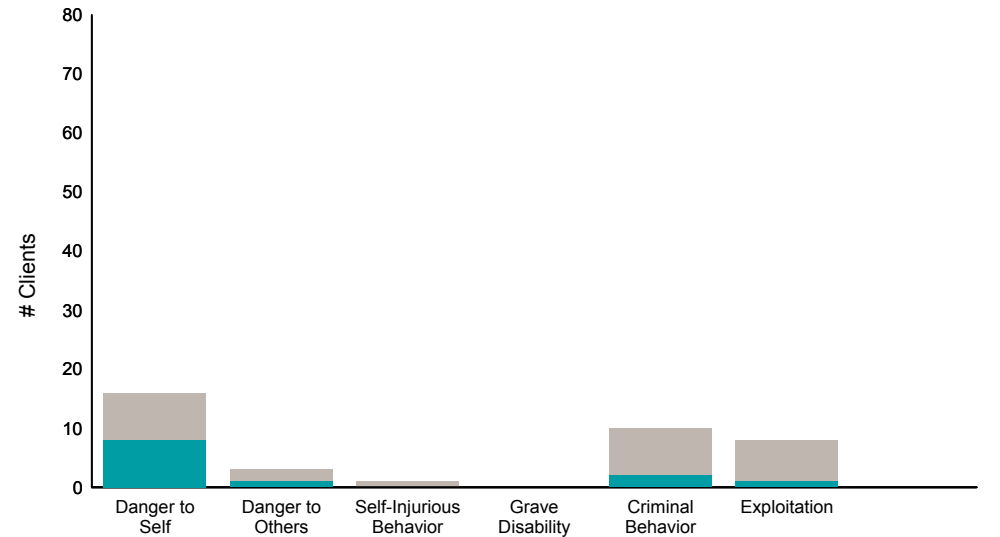


Item	% improvement
Psychosis	15% (3/20)
Depression	29% (15/51)
Anxiety	32% (11/34)
Adjustment to Trauma	27% (9/33)
Impulse Control	29% (6/21)
Interpersonal Problems	10% (1/10)
Substance Use	20% (10/49)
Optimism	46% (12/26)
Community Connection	37% (18/49)
Spiritual /Religious	12% (2/17)
Recovery Involvement	22% (4/18)

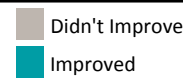
Life Domain Functioning



Risk Behaviors



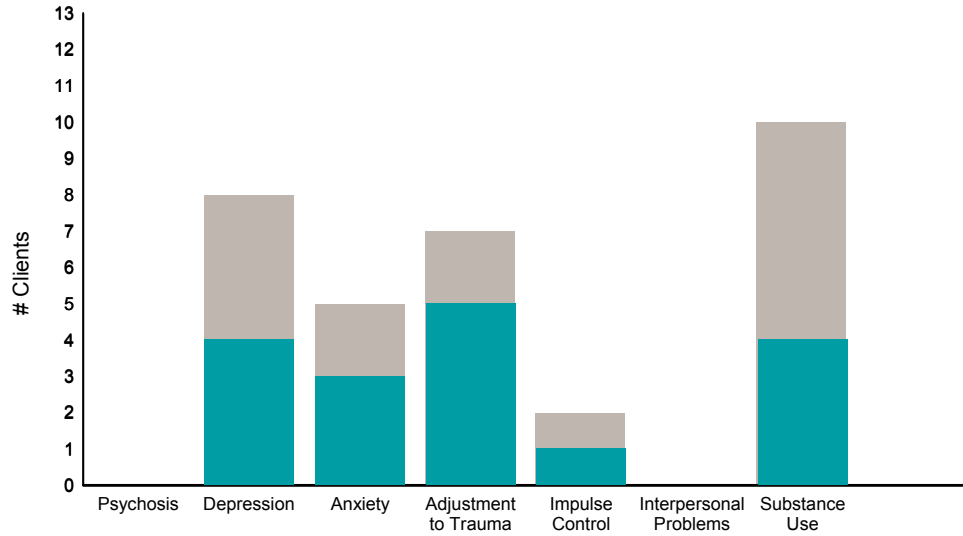
Item	% improvement
Physical /Medical	25% (7/28)
Family Functioning	29% (12/41)
Living Skills	17% (2/12)
Social Functioning	28% (8/29)
Residential Stability	27% (19/70)
Employ'm't	26% (11/42)
Medication Adherence	20% (2/10)
Cultural Stress	0% (0/4)
Danger to Self	50% (8/16)
Danger to Others	33% (1/3)
Self-Injurious Behavior	0% (0/1)
Grave Disability	0% (0/0)
Criminal Behavior	20% (2/10)
Exploitation	13% (1/8)



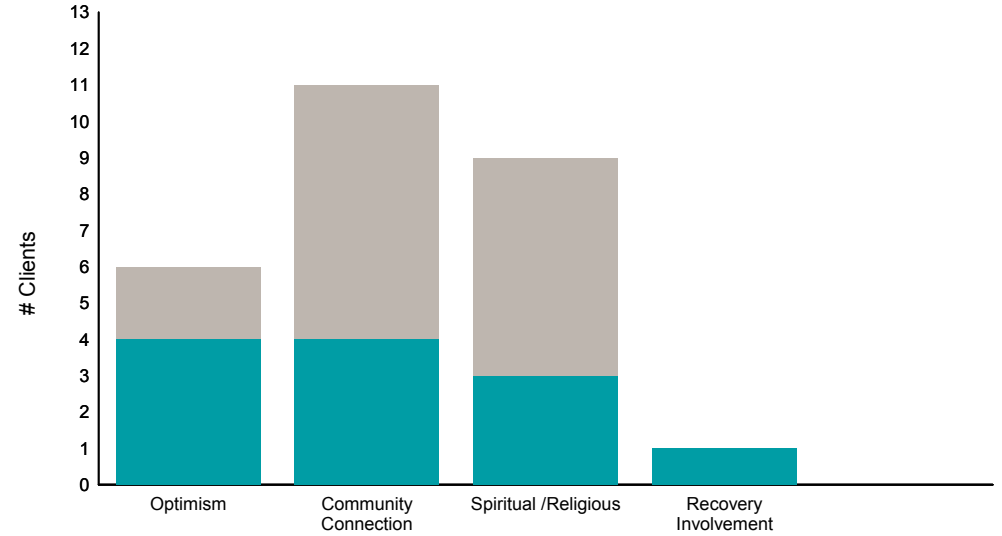
This report looks at current ANSAs to see how many clients improved on items rated 2 or 3 from the prior ANSA.

Num of episodes w/ min. 2 ANSAs: 13 Average days between ANSAs: 249.5 % clients improved on min. 30% of actionable items: **77% (= 10/13)**

Behavioral Health Domain

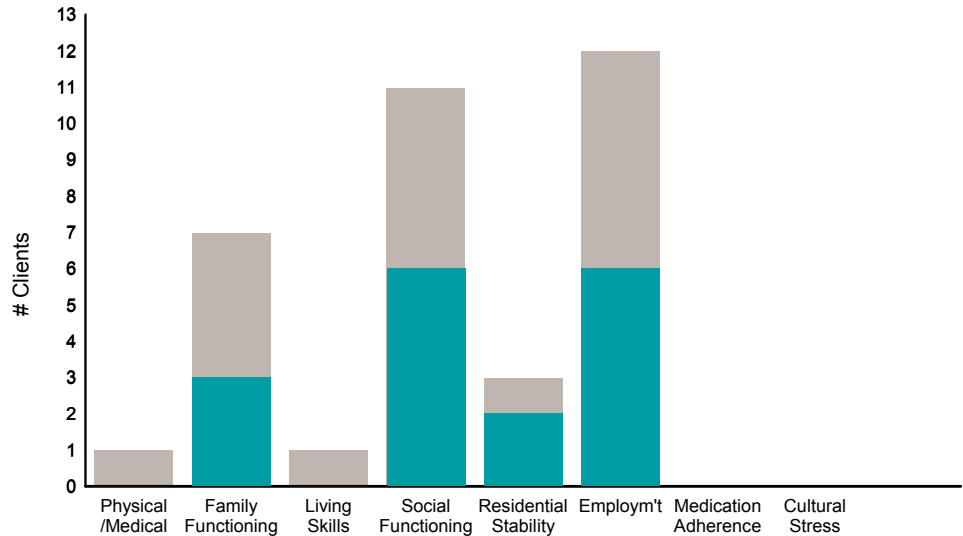


Strengths

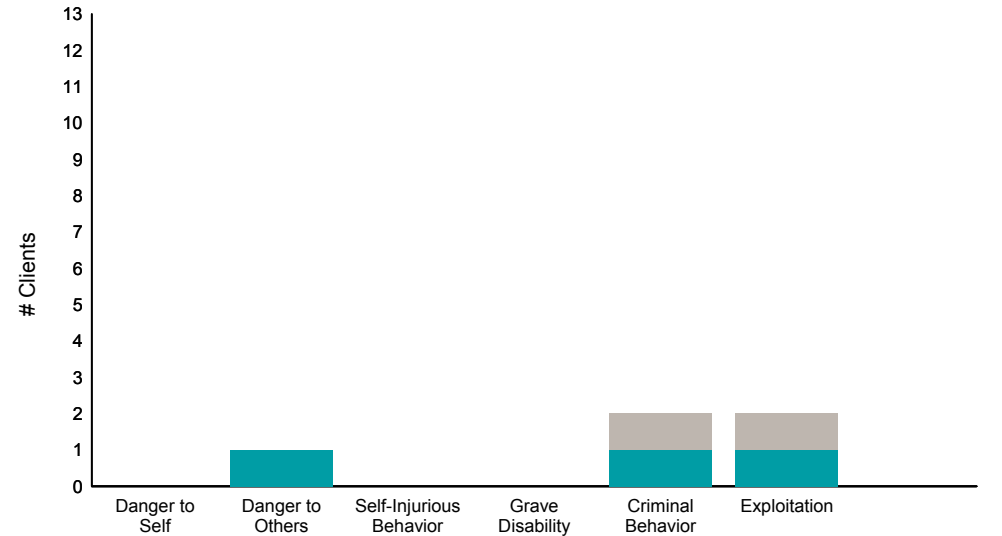


Item	% improvement
Psychosis	0% (0/0)
Depression	50% (4/8)
Anxiety	60% (3/5)
Adjustment to Trauma	71% (5/7)
Impulse Control	50% (1/2)
Interpersonal Problems	0% (0/0)
Substance Use	40% (4/10)
Optimism	67% (4/6)
Community Connection	36% (4/11)
Spiritual /Religious	33% (3/9)
Recovery Involvement	100% (1/1)

Life Domain Functioning



Risk Behaviors



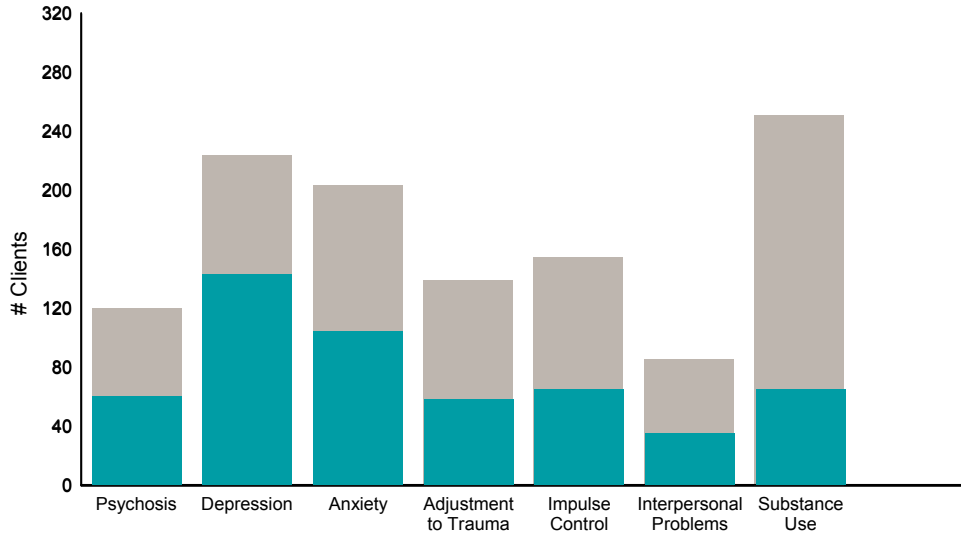
Item	% improvement
Physical /Medical	0% (0/1)
Family Functioning	43% (3/7)
Living Skills	0% (0/1)
Social Functioning	55% (6/11)
Residential Stability	67% (2/3)
Employment	50% (6/12)
Medication Adherence	0% (0/0)
Cultural Stress	0% (0/0)
Danger to Self	0% (0/0)
Danger to Others	100% (1/1)
Self-Injurious Behavior	0% (0/0)
Grave Disability	0% (0/0)
Criminal Behavior	50% (1/2)
Exploitation	50% (1/2)

Didn't Improve
 Improved

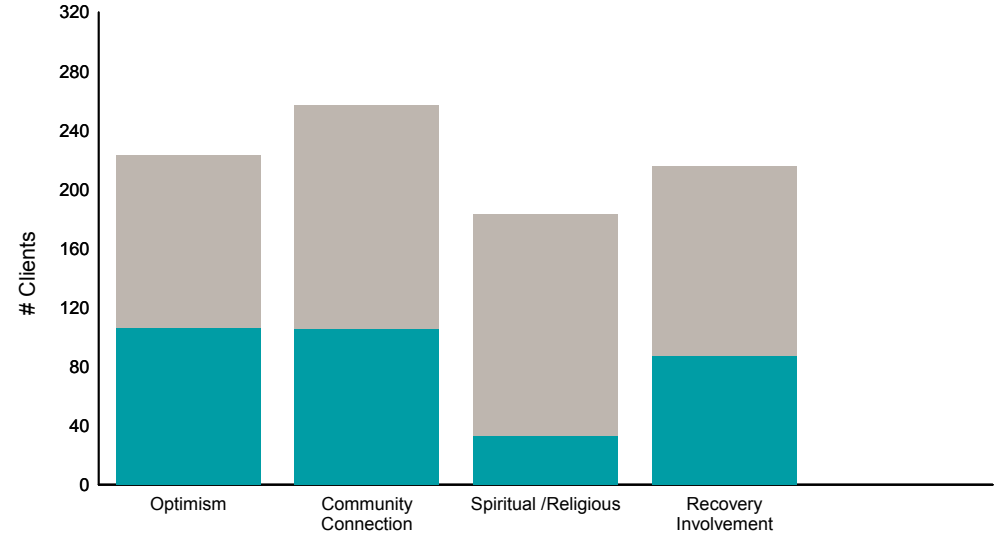
This report looks at current ANSAs to see how many clients improved on items rated 2 or 3 from the prior ANSA.

Num of episodes w/ min. 2 ANSAs: 291 Average days between ANSAs: 11.9 % clients improved on min. 30% of actionable items: **60% (= 175/290)**

Behavioral Health Domain

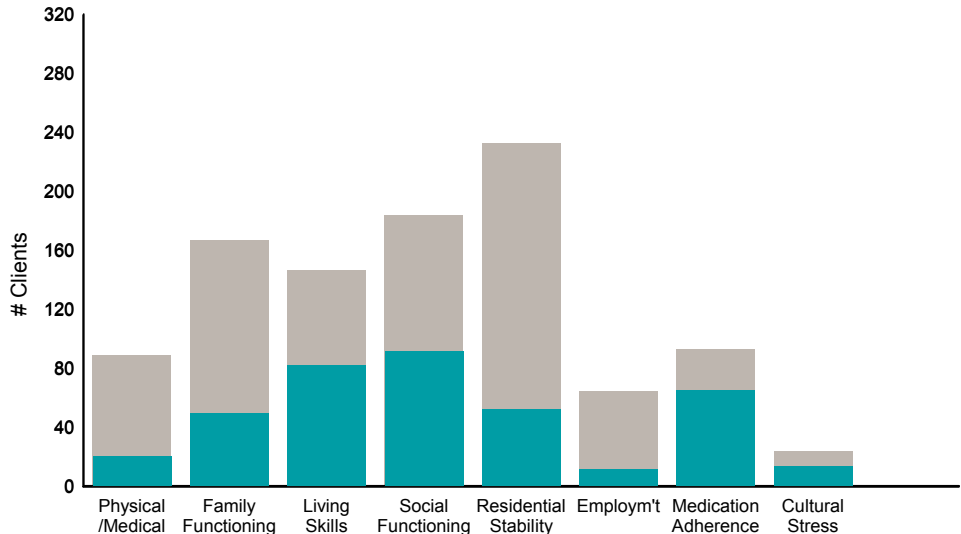


Strengths

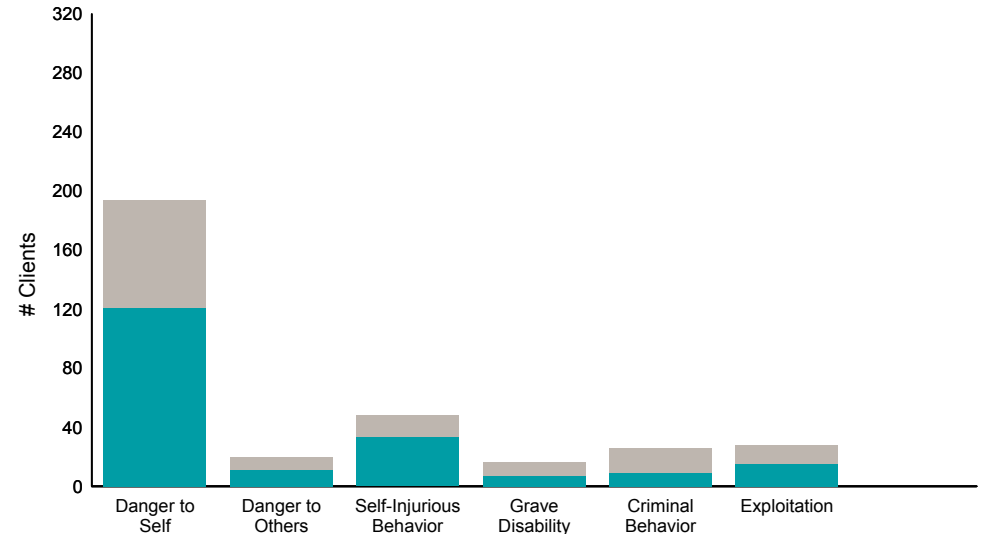


Item	% improvement
Psychosis	50%
Depression	64%
Anxiety	51%
Adjustment to Trauma	42%
Impulse Control	42%
Interpersonal Problems	41%
Substance Use	26%
Optimism	48%
Community Connection	41%
Spiritual /Religious	18%
Recovery Involvement	40%

Life Domain Functioning



Risk Behaviors



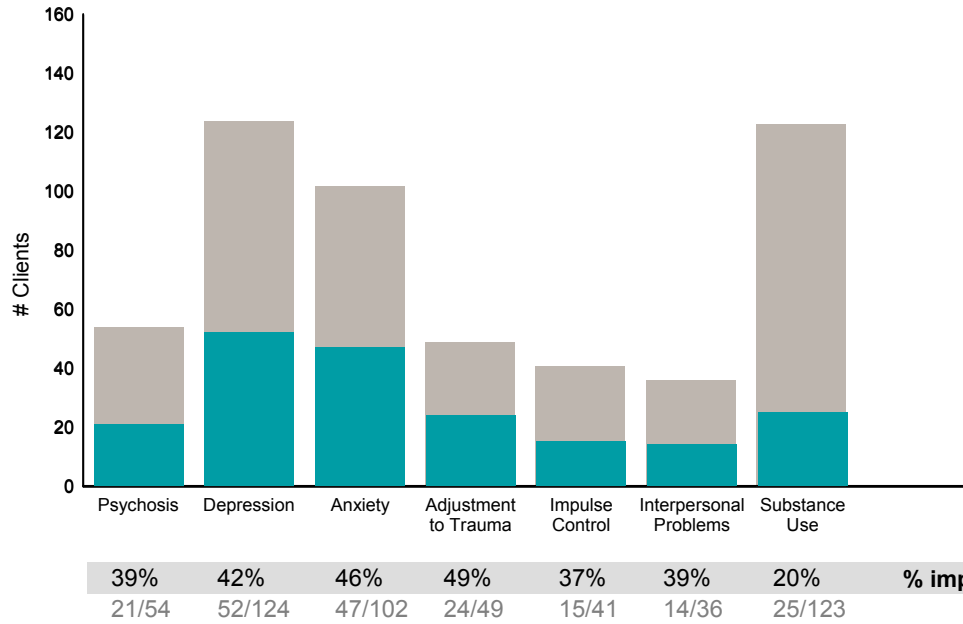
Item	% improvement
Physical /Medical	22%
Family Functioning	29%
Living Skills	56%
Social Functioning	49%
Residential Stability	22%
Employ'm't	17%
Medication Adherence	70%
Cultural Stress	54%
Danger to Self	62%
Danger to Others	55%
Self-Injurious Behavior	69%
Grave Disability	44%
Criminal Behavior	35%
Exploitation	54%

Didn't Improve
 Improved

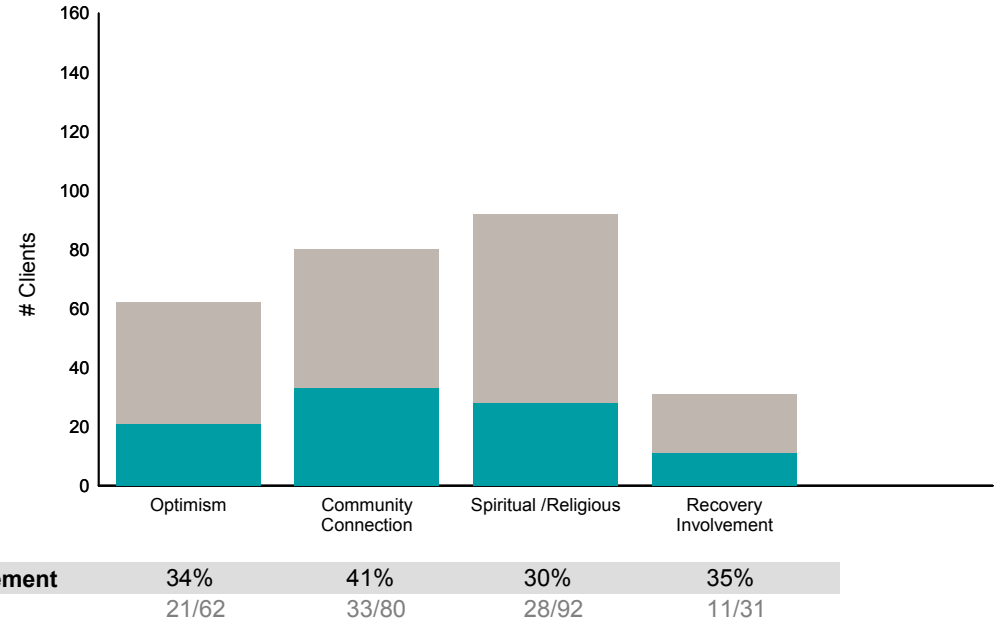
This report looks at current ANSAs to see how many clients improved on items rated 2 or 3 from the prior ANSA.

Num of episodes w/ min. 2 ANSAs: 152 Average days between ANSAs: 282.6 % clients improved on min. 30% of actionable items: **57% (= 85/150)**

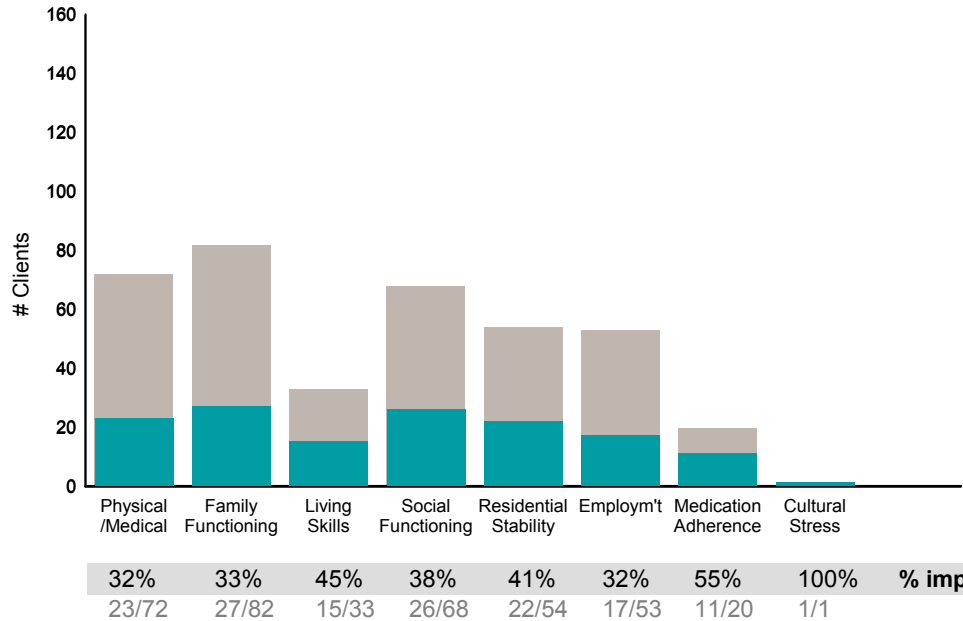
Behavioral Health Domain



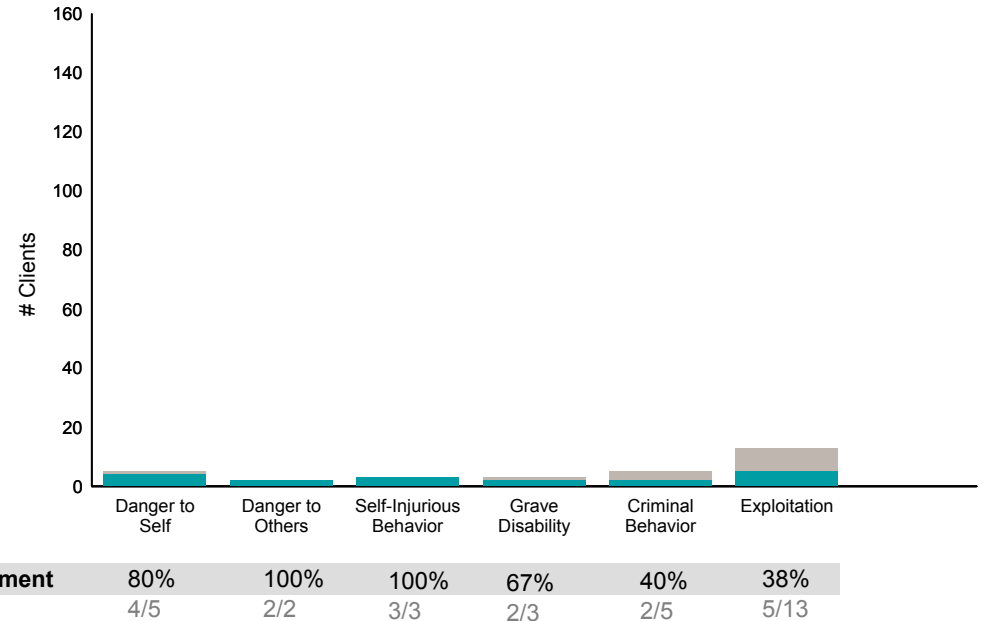
Strengths



Life Domain Functioning



Risk Behaviors



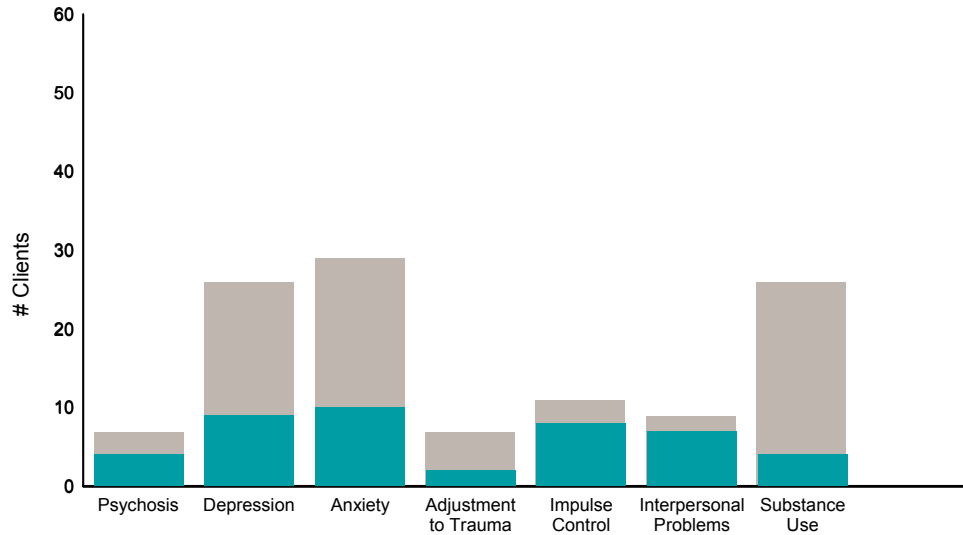
Baker Adult Independent LivingOP (8908OP)

■ Didn't Improve
■ Improved

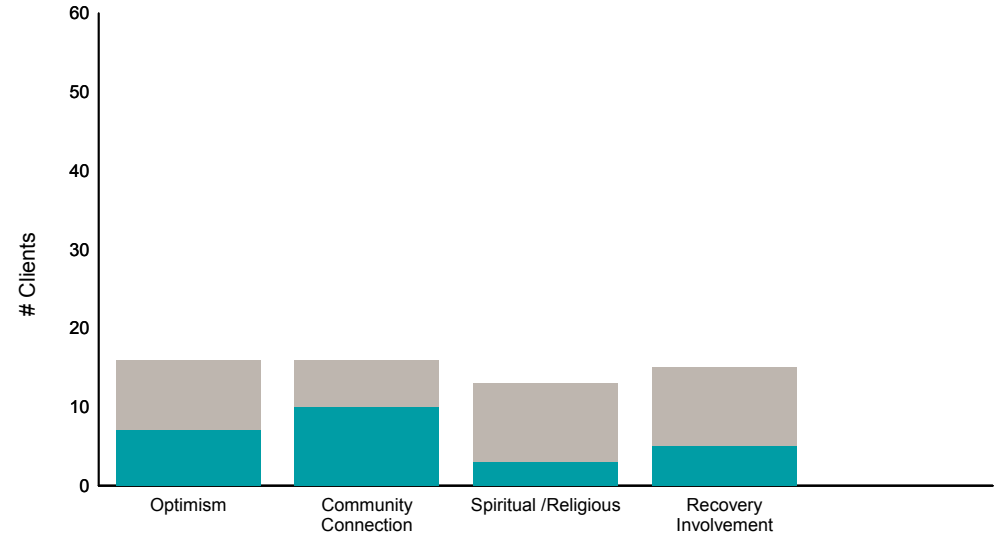
This report looks at current ANSAs to see how many clients improved on items rated 2 or 3 from the prior ANSA.

Num of episodes w/ min. 2 ANSAs: 55 Average days between ANSAs: 404.9 % clients improved on min. 30% of actionable items: **65% (= 33/51)**

Behavioral Health Domain

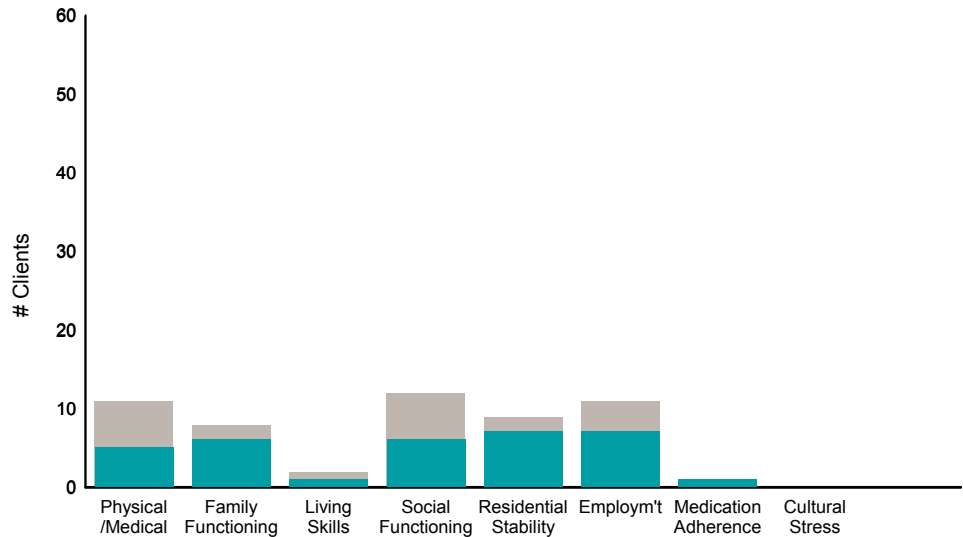


Strengths

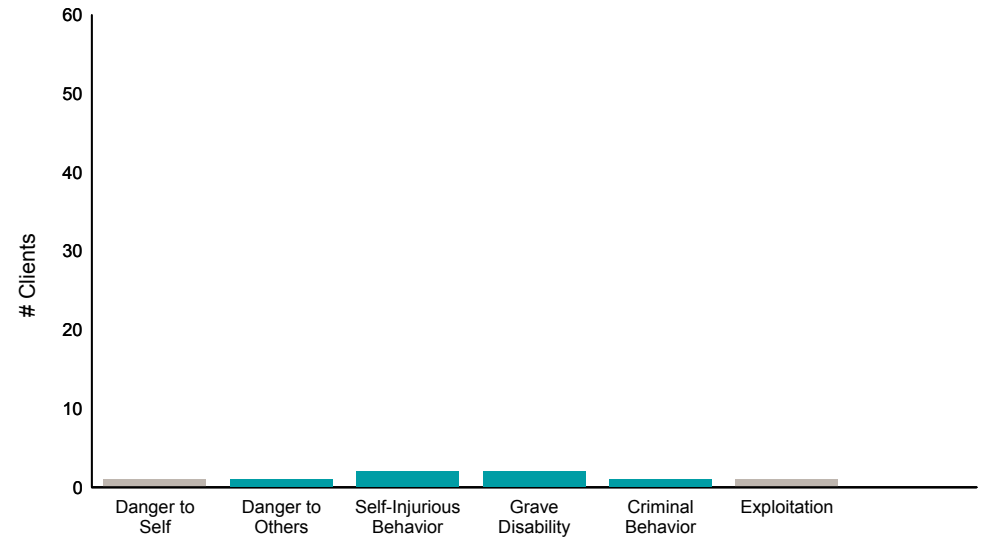


Item	% improvement	Ratio
Psychosis	57%	4/7
Depression	35%	9/26
Anxiety	34%	10/29
Adjustment to Trauma	29%	2/7
Impulse Control	73%	8/11
Interpersonal Problems	78%	7/9
Substance Use	15%	4/26
Optimism	44%	7/16
Community Connection	63%	10/16
Spiritual /Religious	23%	3/13
Recovery Involvement	33%	5/15

Life Domain Functioning



Risk Behaviors



Item	% improvement	Ratio
Physical /Medical	45%	5/11
Family Functioning	75%	6/8
Living Skills	50%	1/2
Social Functioning	50%	6/12
Residential Stability	78%	7/9
Employ'm't	64%	7/11
Medication Adherence	100%	1/1
Cultural Stress	0%	0/0
Danger to Self	0%	0/1
Danger to Others	100%	1/1
Self-Injurious Behavior	100%	2/2
Grave Disability	100%	2/2
Criminal Behavior	100%	1/1
Exploitation	0%	0/1

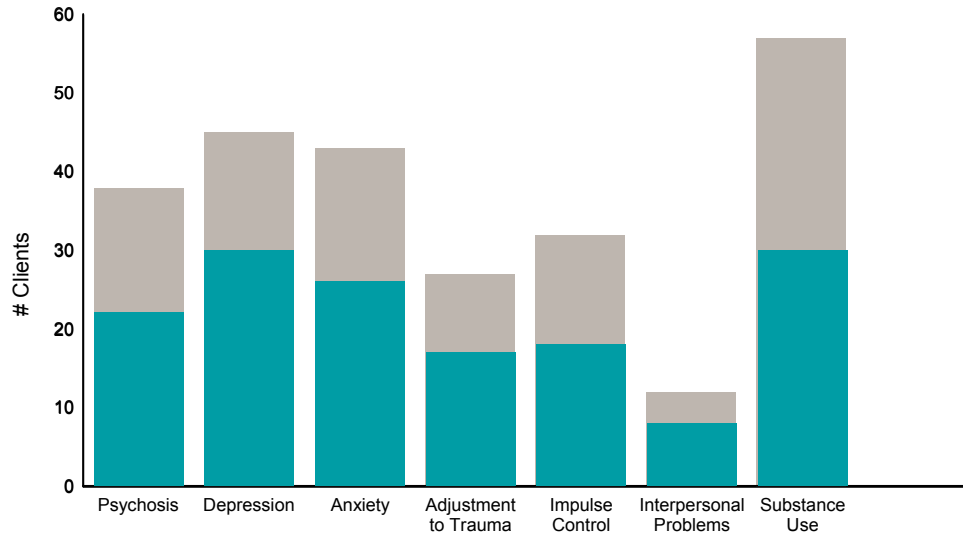
Baker Grove St Crisis Residence(89781)

Didn't Improve
Improved

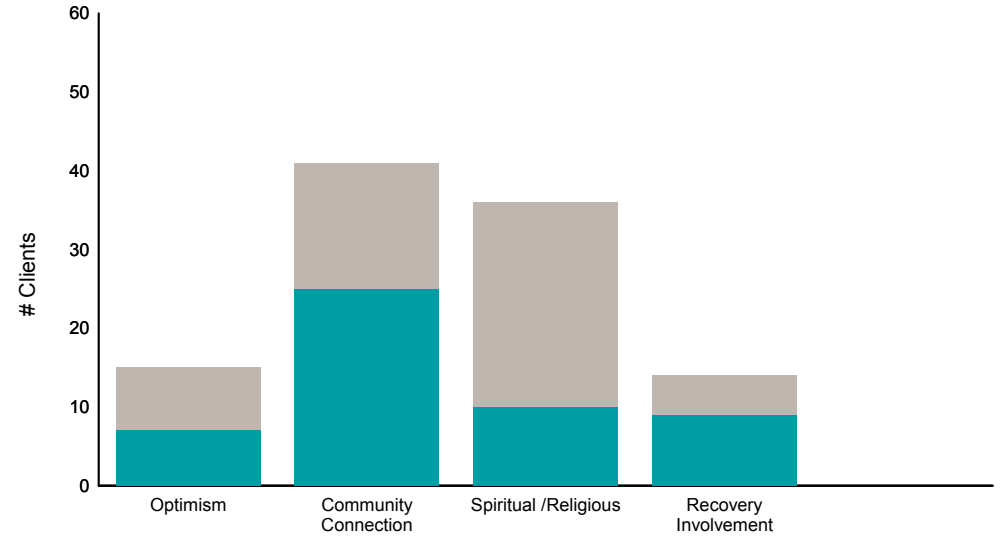
This report looks at current ANSAs to see how many clients improved on items rated 2 or 3 from the prior ANSA.

Num of episodes w/ min. 2 ANSAs: 58 Average days between ANSAs: 52.0 % clients improved on min. 30% of actionable items: **76% (= 44/58)**

Behavioral Health Domain

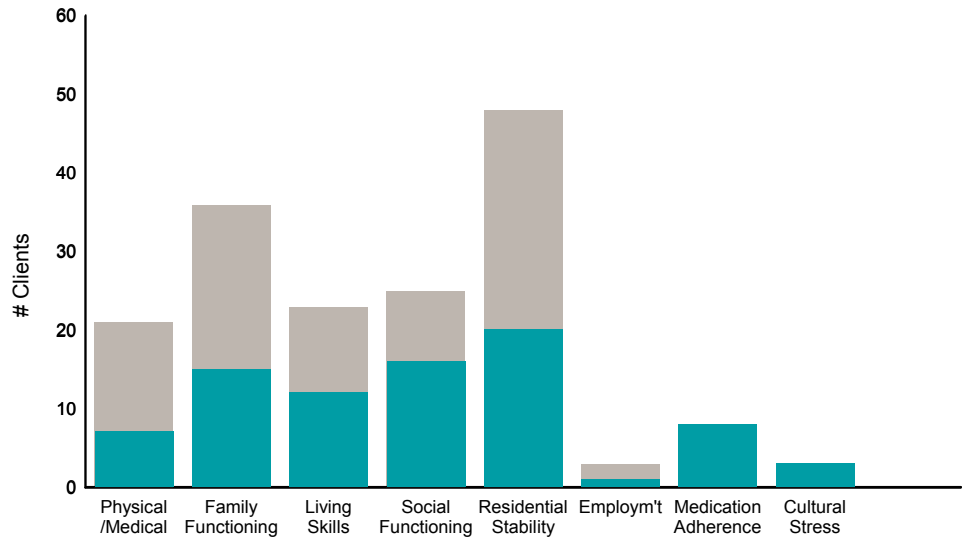


Strengths

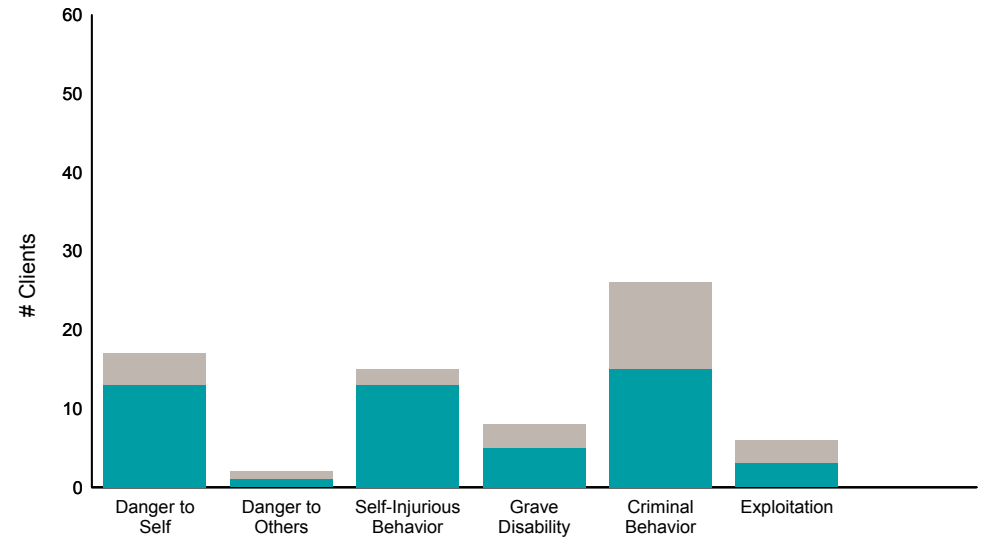


Item	% improvement	Item	% improvement
Psychosis	58% (22/38)	Optimism	47% (7/15)
Depression	67% (30/45)	Community Connection	61% (25/41)
Anxiety	60% (26/43)	Spiritual /Religious	28% (10/36)
Adjustment to Trauma	63% (17/27)	Recovery Involvement	64% (9/14)
Impulse Control	56% (18/32)		
Interpersonal Problems	67% (8/12)		
Substance Use	53% (30/57)		

Life Domain Functioning



Risk Behaviors



Item	% improvement	Item	% improvement
Physical /Medical	33% (7/21)	Danger to Self	76% (13/17)
Family Functioning	42% (15/36)	Danger to Others	50% (1/2)
Living Skills	52% (12/23)	Self-Injurious Behavior	87% (13/15)
Social Functioning	64% (16/25)	Grave Disability	63% (5/8)
Residential Stability	42% (20/48)	Criminal Behavior	58% (15/26)
Employ'm't	33% (1/3)	Exploitation	50% (3/6)
Medication Adherence	100% (8/8)		
Cultural Stress	100% (3/3)		

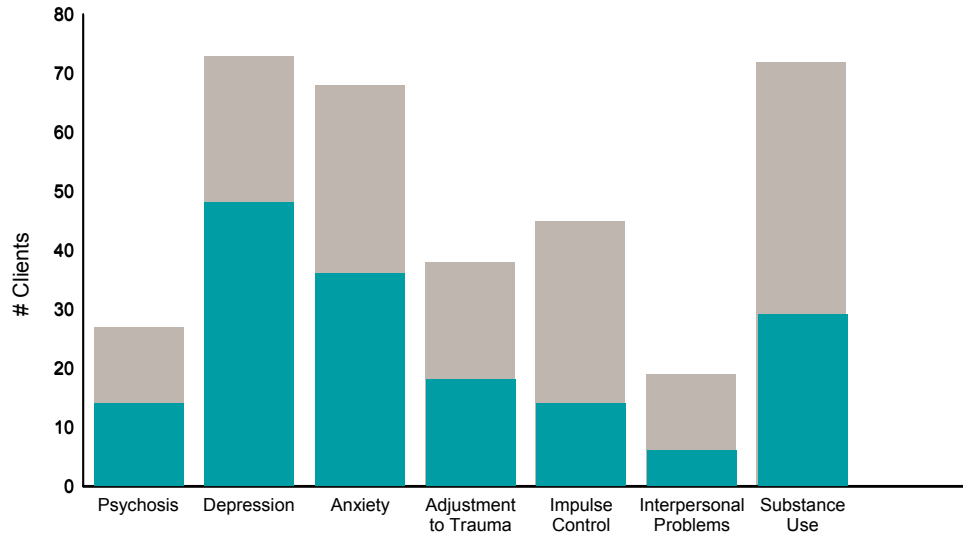
Baker Jo Ruffin Place Residence (89911)

■ Didn't Improve
■ Improved

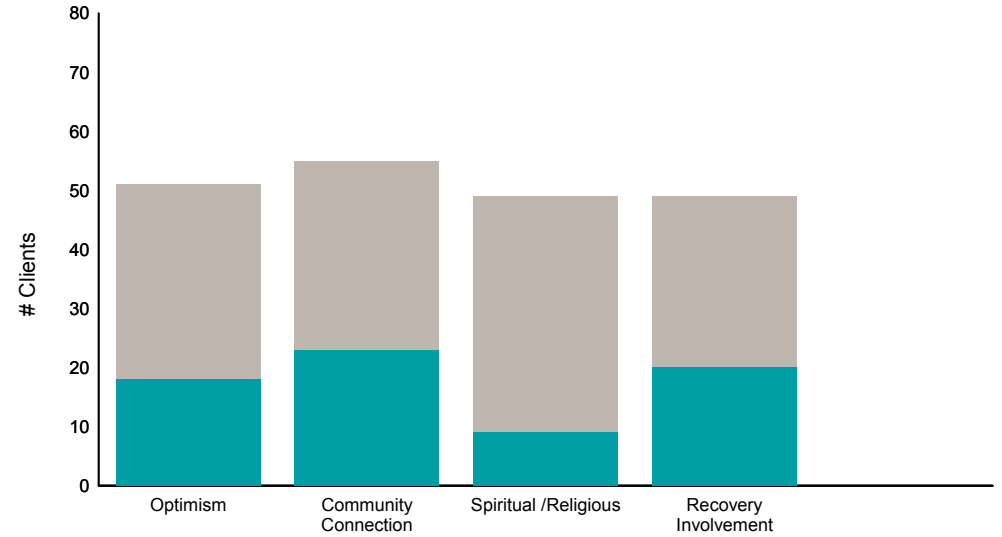
This report looks at current ANSAs to see how many clients improved on items rated 2 or 3 from the prior ANSA.

Num of episodes w/ min. 2 ANSAs: 73 Average days between ANSAs: 54.7 % clients improved on min. 30% of actionable items: **66% (= 48/73)**

Behavioral Health Domain

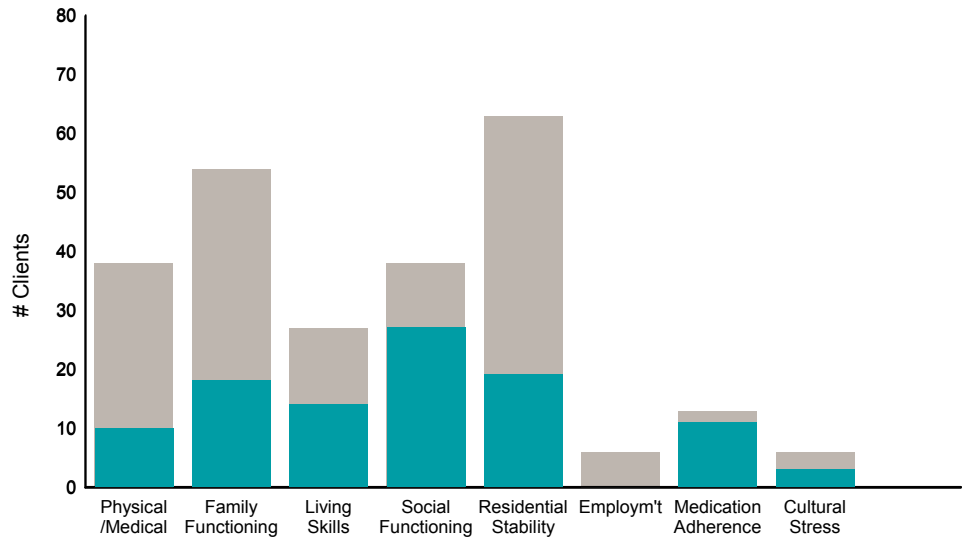


Strengths

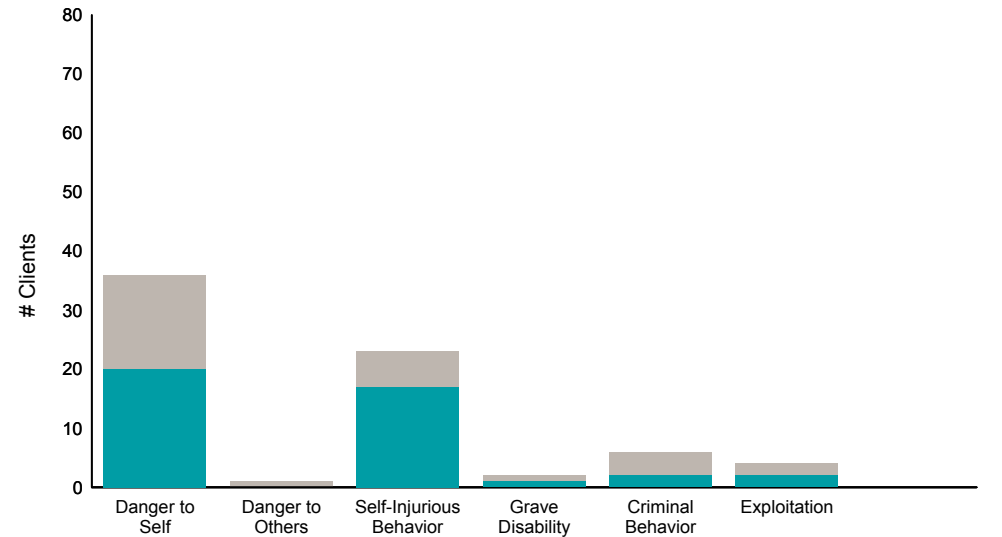


Item	% improvement	Count
Psychosis	52%	14/27
Depression	66%	48/73
Anxiety	53%	36/68
Adjustment to Trauma	47%	18/38
Impulse Control	31%	14/45
Interpersonal Problems	32%	6/19
Substance Use	40%	29/72
Optimism	35%	18/51
Community Connection	42%	23/55
Spiritual /Religious	18%	9/49
Recovery Involvement	41%	20/49

Life Domain Functioning



Risk Behaviors



Item	% improvement	Count
Physical /Medical	26%	10/38
Family Functioning	33%	18/54
Living Skills	52%	14/27
Social Functioning	71%	27/38
Residential Stability	30%	19/63
Employ'm't	0%	0/6
Medication Adherence	85%	11/13
Cultural Stress	50%	3/6
Danger to Self	56%	20/36
Danger to Others	0%	0/1
Self-Injurious Behavior	74%	17/23
Grave Disability	50%	1/2
Criminal Behavior	33%	2/6
Exploitation	50%	2/4

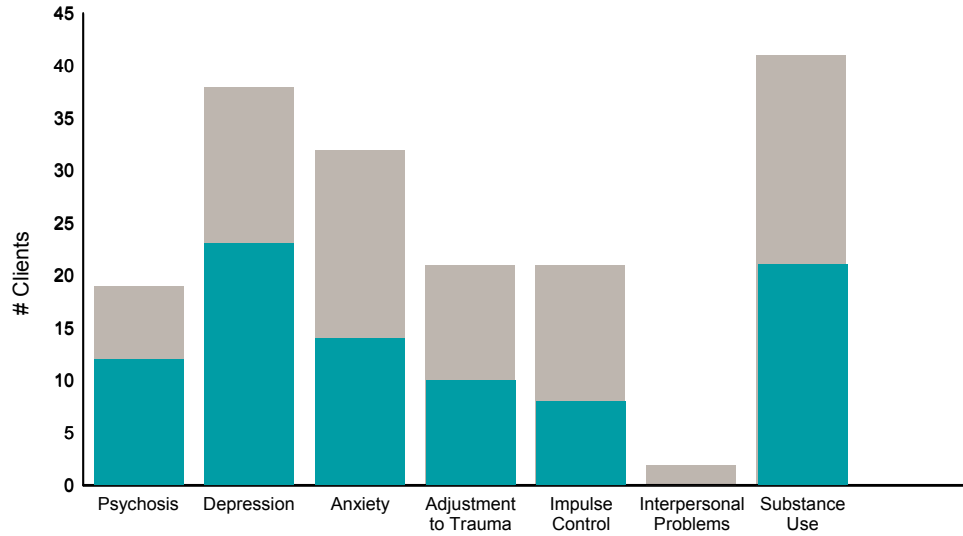
Baker Robertson Place Residence (38851)

■ Didn't Improve
■ Improved

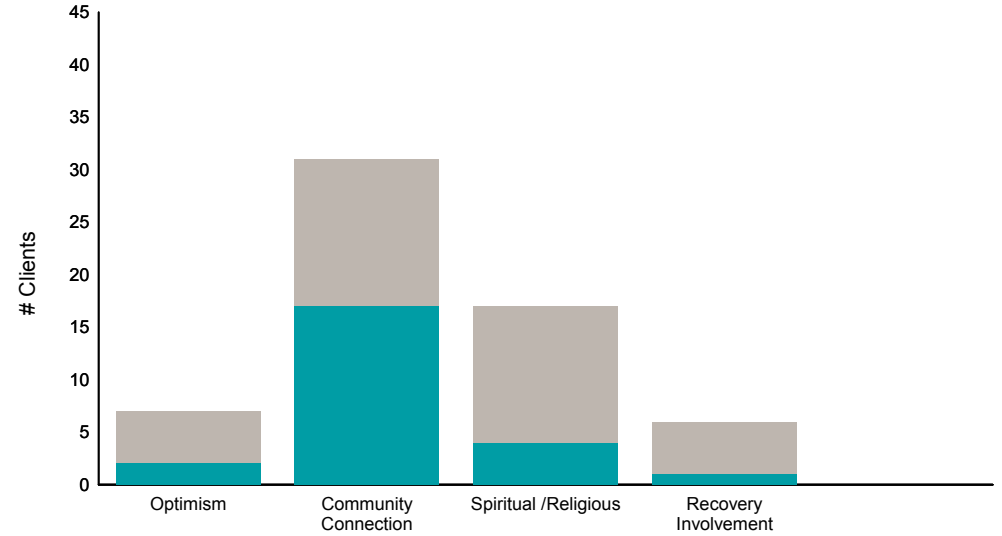
This report looks at current ANSAs to see how many clients improved on items rated 2 or 3 from the prior ANSA.

Num of episodes w/ min. 2 ANSAs: 42 Average days between ANSAs: 61.8 % clients improved on min. 30% of actionable items: **69% (= 29/42)**

Behavioral Health Domain

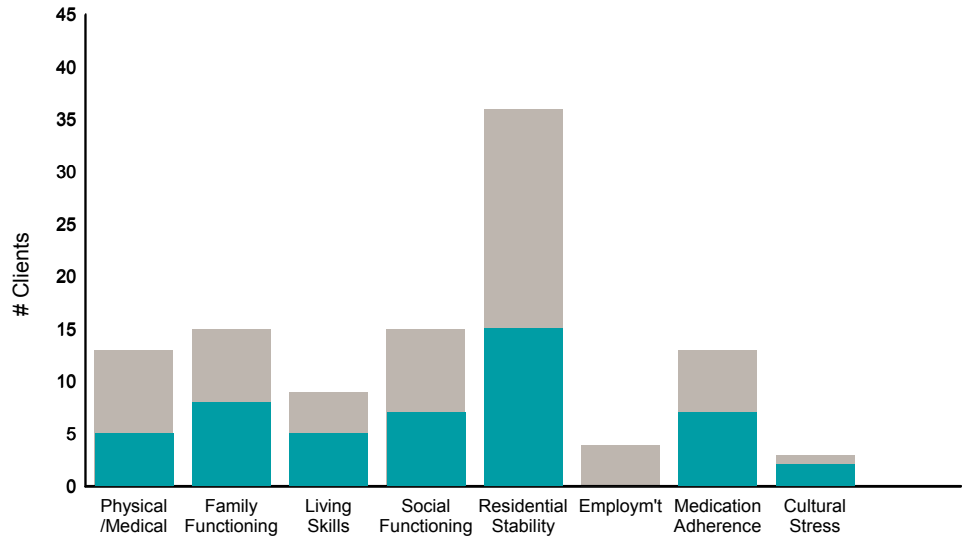


Strengths

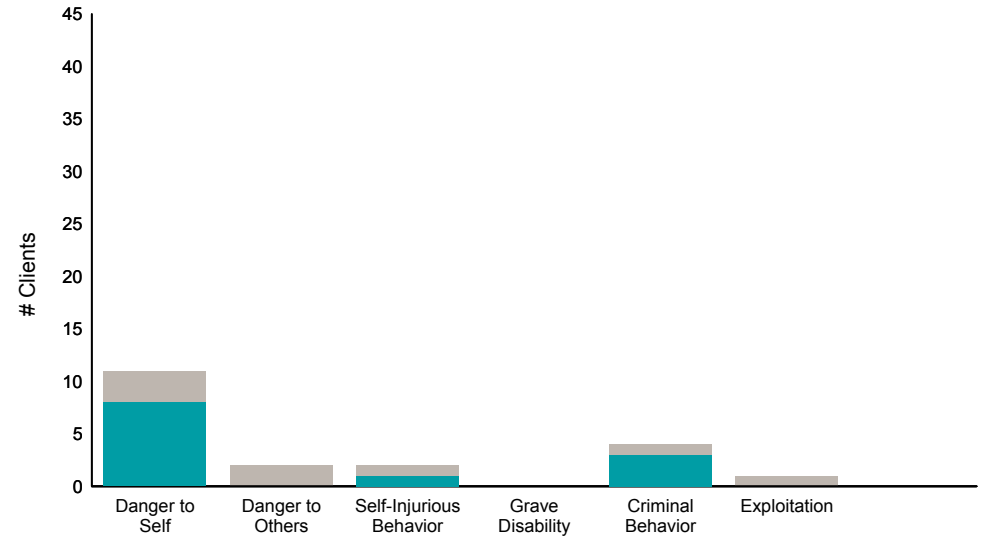


Item	% improvement
Psychosis	63% (12/19)
Depression	61% (23/38)
Anxiety	44% (14/32)
Adjustment to Trauma	48% (10/21)
Impulse Control	38% (8/21)
Interpersonal Problems	0% (0/2)
Substance Use	51% (21/41)
Optimism	29% (2/7)
Community Connection	55% (17/31)
Spiritual /Religious	24% (4/17)
Recovery Involvement	17% (1/6)

Life Domain Functioning



Risk Behaviors



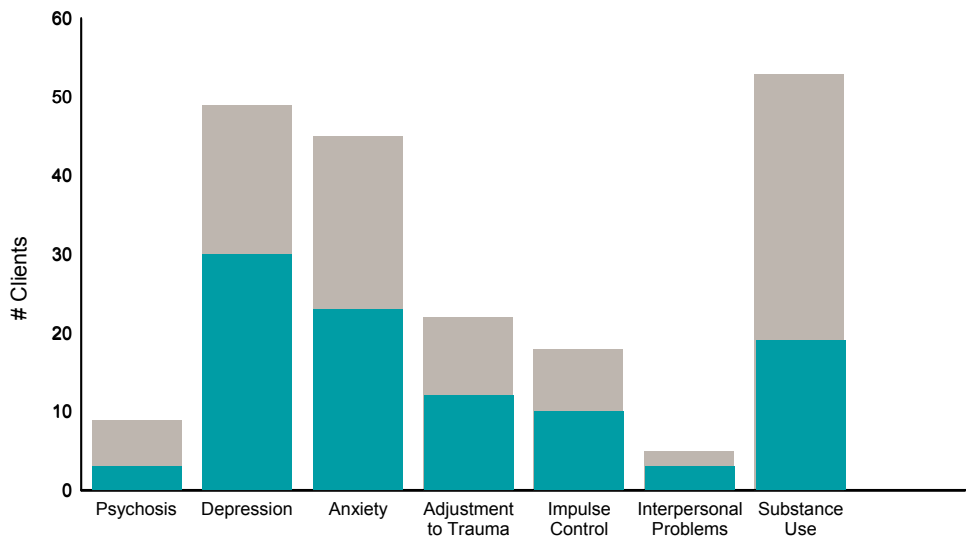
Item	% improvement
Physical /Medical	38% (5/13)
Family Functioning	53% (8/15)
Living Skills	56% (5/9)
Social Functioning	47% (7/15)
Residential Stability	42% (15/36)
Employ'm't	0% (0/4)
Medication Adherence	54% (7/13)
Cultural Stress	67% (2/3)
Danger to Self	73% (8/11)
Danger to Others	0% (0/2)
Self-Injurious Behavior	50% (1/2)
Grave Disability	0% (0/0)
Criminal Behavior	75% (3/4)
Exploitation	0% (0/1)

Baker San Jose Place Residence (38BS1)

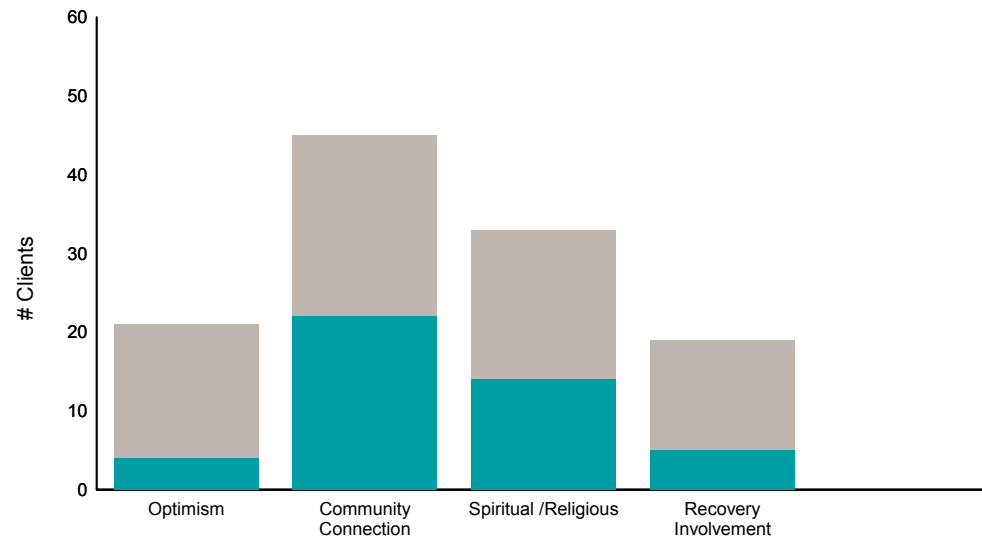
Didn't Improve
 Improved
 This report looks at current ANSAs to see how many clients improved on items rated 2 or 3 from the prior ANSA.

Num of episodes w/ min. 2 ANSAs: **58** Average days between ANSAs: **54.5** % clients improved on min. 30% of actionable items: **64% (= 37/58)**

Behavioral Health Domain

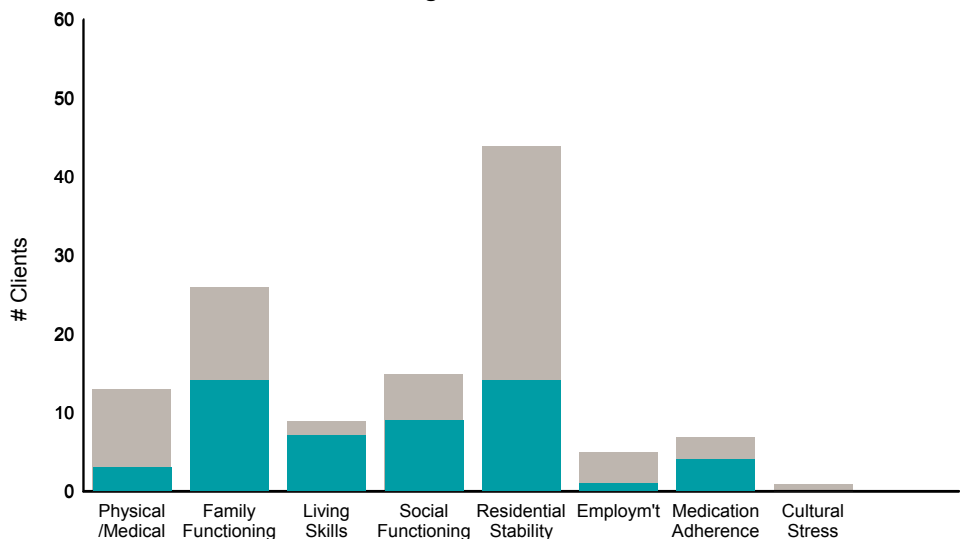


Strengths

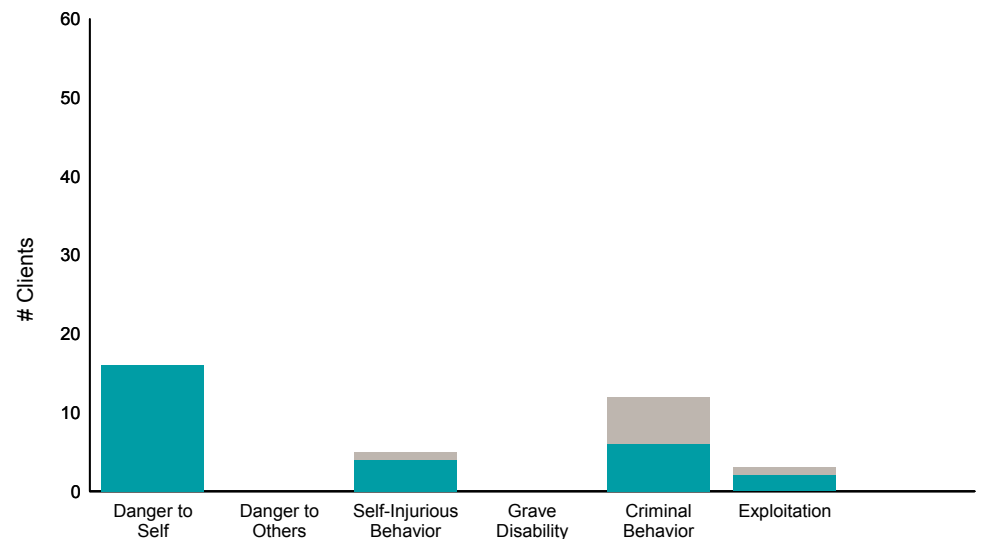


Item	% improvement	Item	% improvement
Psychosis	33% 3/9	Optimism	19% 4/21
Depression	61% 30/49	Community Connection	49% 22/45
Anxiety	51% 23/45	Spiritual /Religious	42% 14/33
Adjustment to Trauma	55% 12/22	Recovery Involvement	26% 5/19
Impulse Control	56% 10/18		
Interpersonal Problems	60% 3/5		
Substance Use	36% 19/53		

Life Domain Functioning



Risk Behaviors



Item	% improvement	Item	% improvement
Physical /Medical	23% 3/13	Danger to Self	100% 16/16
Family Functioning	54% 14/26	Danger to Others	0% 0/0
Living Skills	78% 7/9	Self-Injurious Behavior	80% 4/5
Social Functioning	60% 9/15	Grave Disability	0% 0/0
Residential Stability	32% 14/44	Criminal Behavior	50% 6/12
Employ'm't	20% 1/5	Exploitation	67% 2/3
Medication Adherence	57% 4/7		
Cultural Stress	0% 0/1		

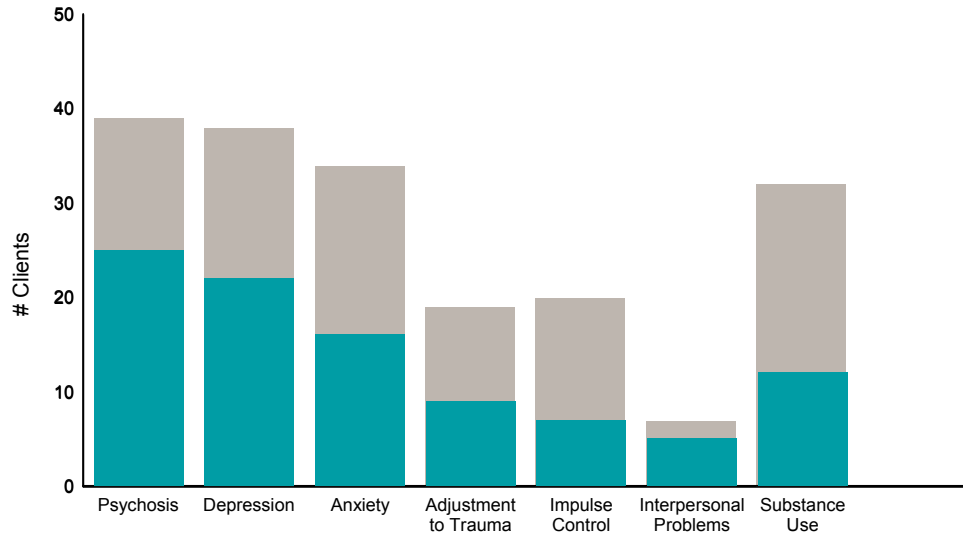
Baker Street House Residential (38391)

■ Didn't Improve
■ Improved

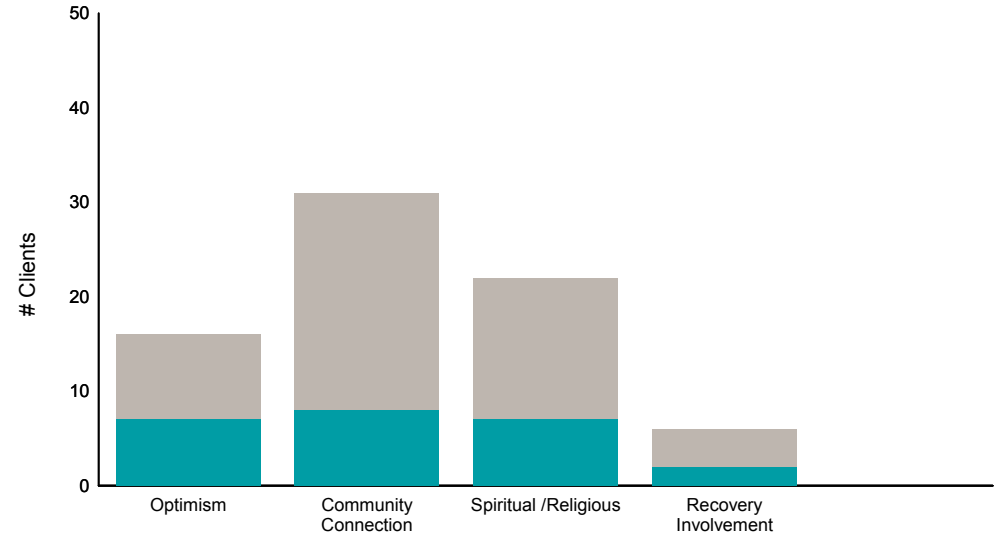
This report looks at current ANSAs to see how many clients improved on items rated 2 or 3 from the prior ANSA.

Num of episodes w/ min. 2 ANSAs: 50 Average days between ANSAs: 153.0 % clients improved on min. 30% of actionable items: **74% (= 37/50)**

Behavioral Health Domain

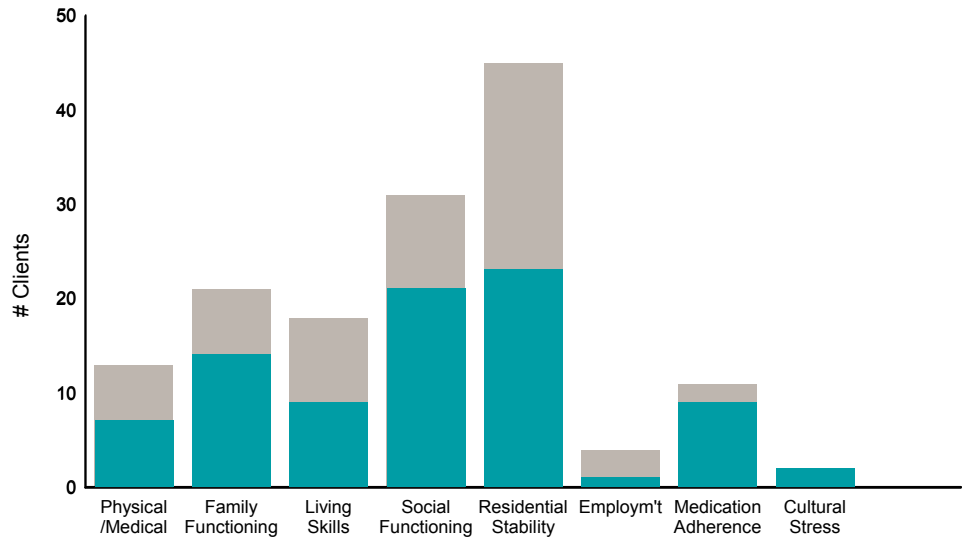


Strengths

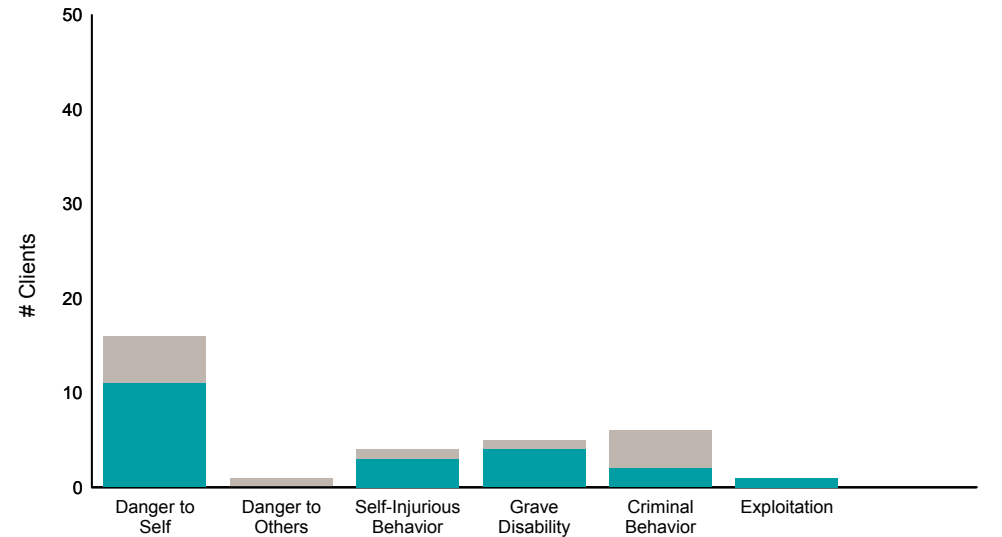


Item	% improvement	Item	% improvement
Psychosis	64% (25/39)	Optimism	44% (7/16)
Depression	58% (22/38)	Community Connection	26% (8/31)
Anxiety	47% (16/34)	Spiritual /Religious	32% (7/22)
Adjustment to Trauma	47% (9/19)	Recovery Involvement	33% (2/6)
Impulse Control	35% (7/20)		
Interpersonal Problems	71% (5/7)		
Substance Use	38% (12/32)		

Life Domain Functioning



Risk Behaviors



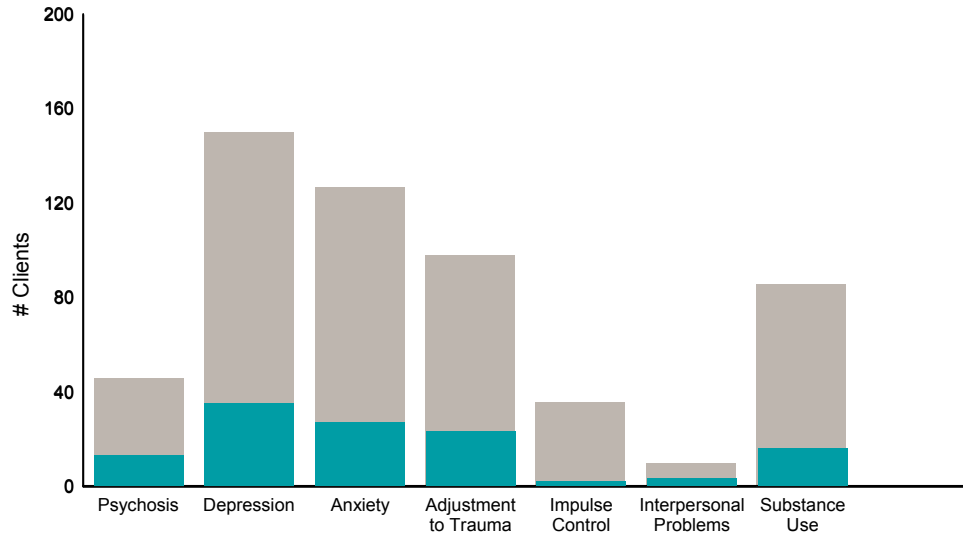
Item	% improvement	Item	% improvement
Physical /Medical	54% (7/13)	Danger to Self	69% (11/16)
Family Functioning	67% (14/21)	Danger to Others	0% (0/1)
Living Skills	50% (9/18)	Self-Injurious Behavior	75% (3/4)
Social Functioning	68% (21/31)	Grave Disability	80% (4/5)
Residential Stability	51% (23/45)	Criminal Behavior	33% (2/6)
Employ'm't	25% (1/4)	Exploitation	100% (1/1)
Medication Adherence	82% (9/11)		
Cultural Stress	100% (2/2)		

Didn't Improve
 Improved

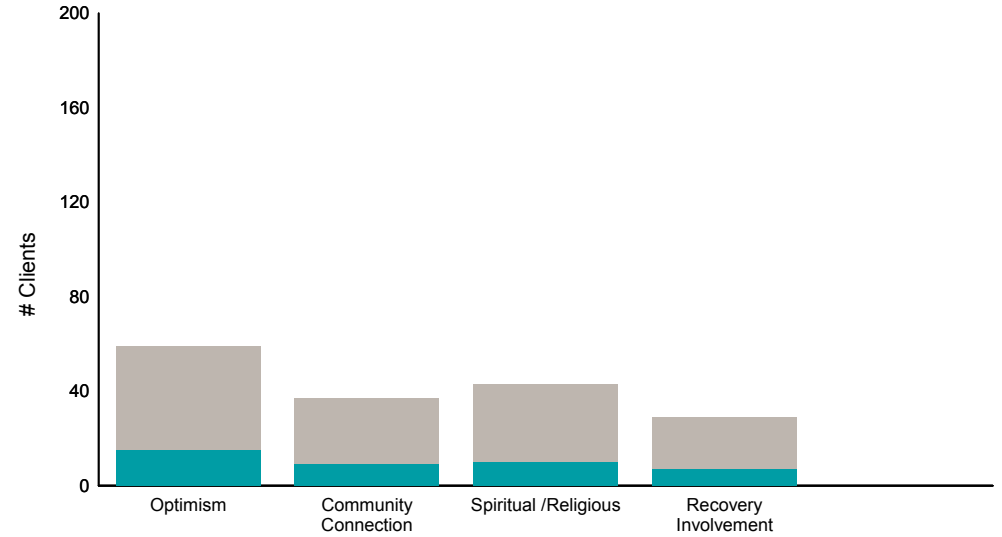
This report looks at current ANSAs to see how many clients improved on items rated 2 or 3 from the prior ANSA.

Num of episodes w/ min. 2 ANSAs: 191 Average days between ANSAs: 426.2 % clients improved on min. 30% of actionable items: **66% (= 74/112)**

Behavioral Health Domain

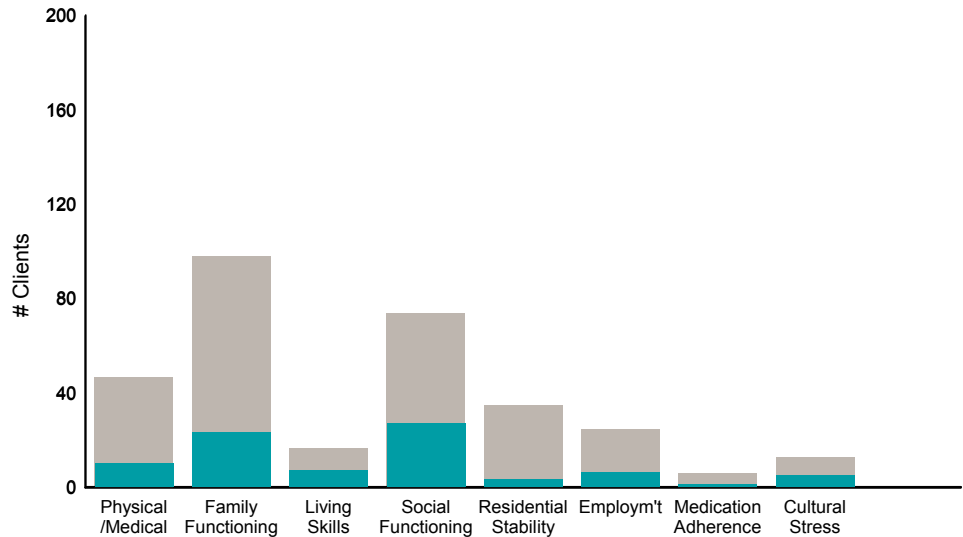


Strengths

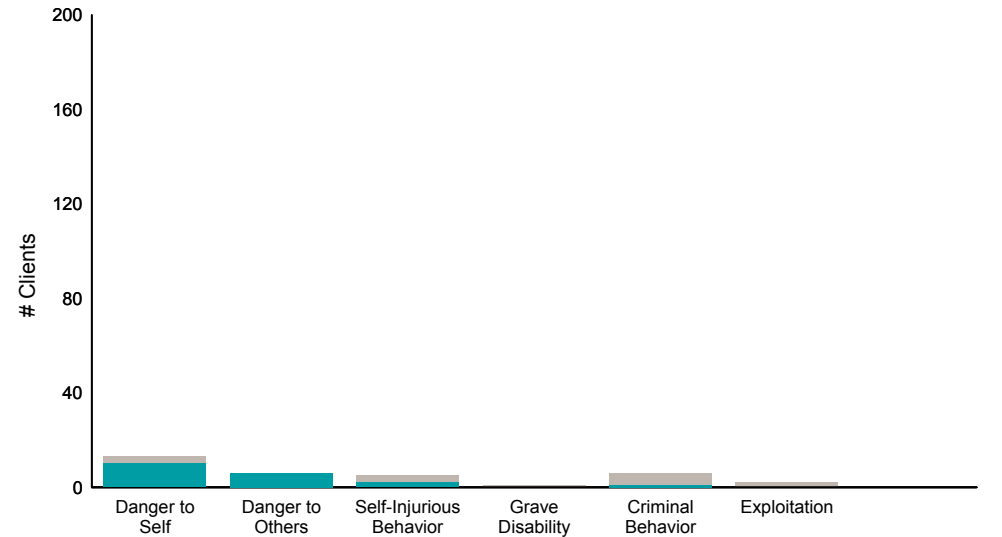


Behavioral Health Domain							% improvement	Strengths			
28%	23%	21%	23%	6%	30%	19%	25%	24%	23%	24%	
13/46	35/150	27/127	23/98	2/36	3/10	16/86	15/59	9/37	10/43	7/29	

Life Domain Functioning



Risk Behaviors



Life Domain Functioning								% improvement	Risk Behaviors					
21%	23%	41%	36%	9%	24%	17%	38%	77%	100%	40%	0%	17%	0%	
10/47	23/98	7/17	27/74	3/35	6/25	1/6	5/13	10/13	6/6	2/5	0/1	1/6	0/2	

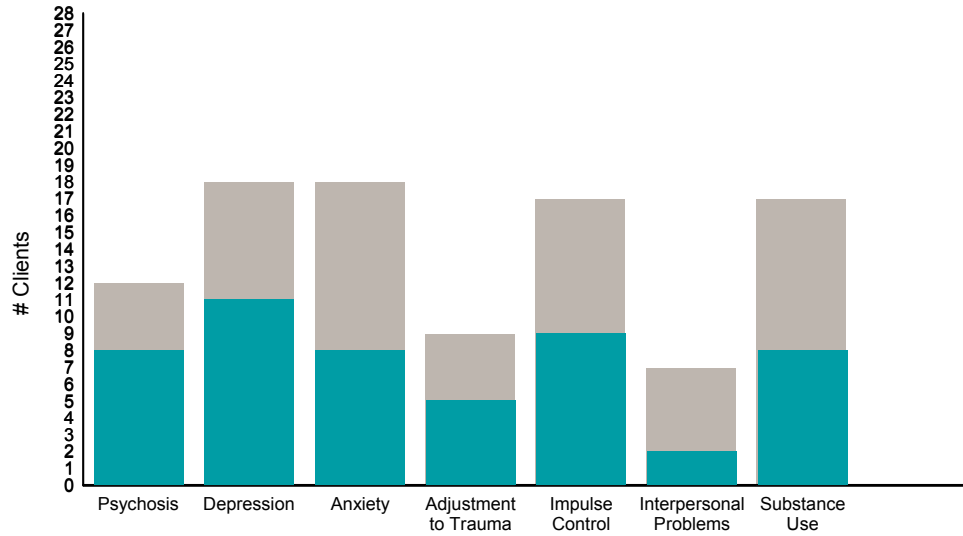
Carroll House Resid Geriatric (38541)

■ Didn't Improve
■ Improved

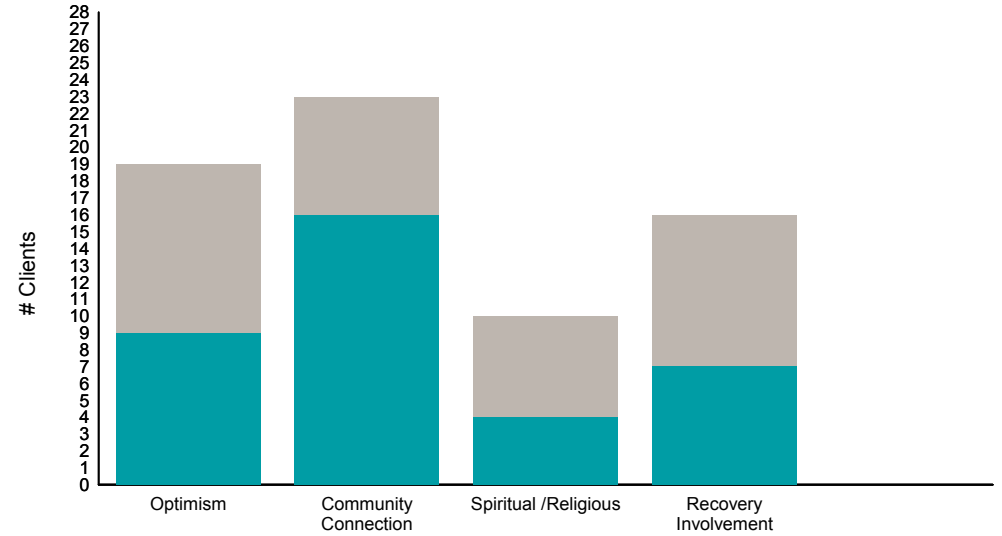
This report looks at current ANSAs to see how many clients improved on items rated 2 or 3 from the prior ANSA.

Num of episodes w/ min. 2 ANSAs: 26 Average days between ANSAs: 71.3 % clients improved on min. 30% of actionable items: **85% (= 22/26)**

Behavioral Health Domain

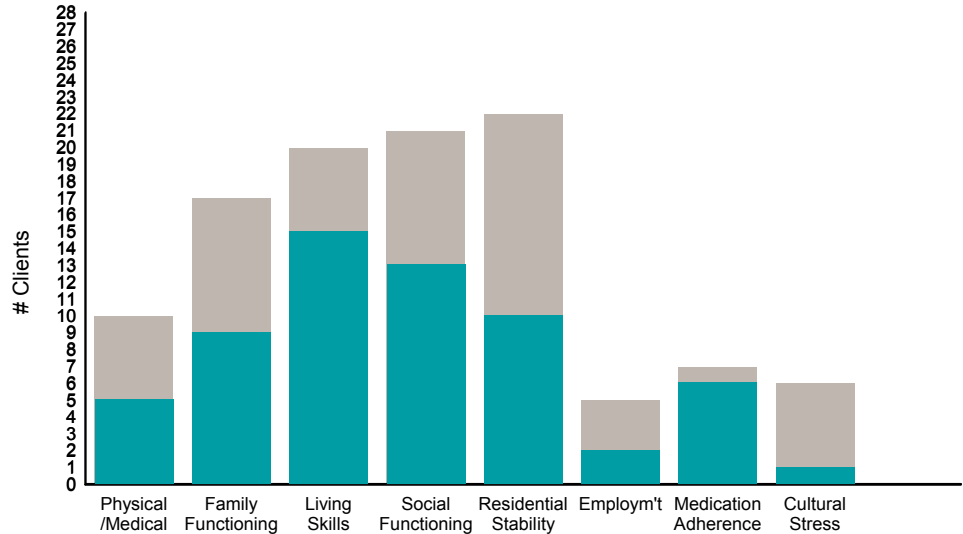


Strengths

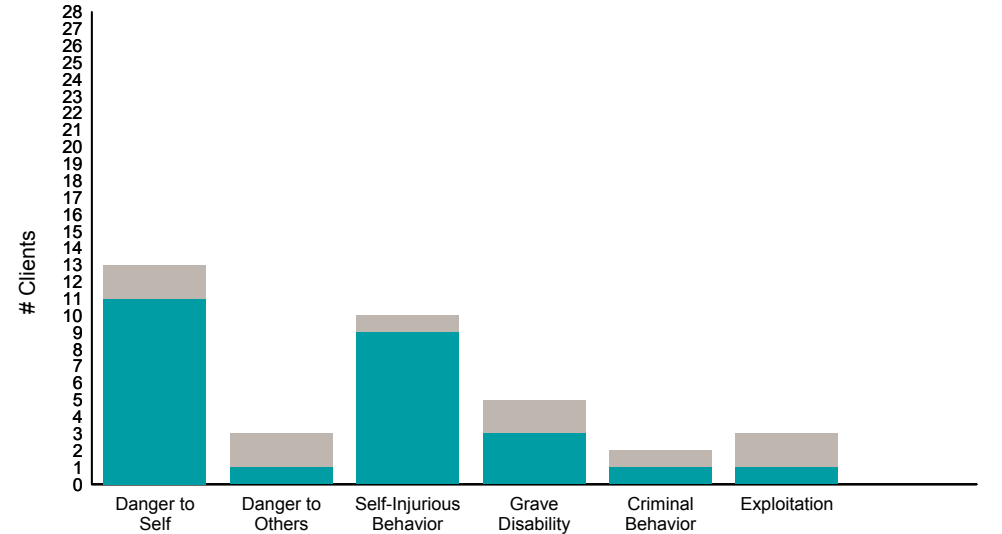


Item	% improvement
Psychosis	67% (8/12)
Depression	61% (11/18)
Anxiety	44% (8/18)
Adjustment to Trauma	56% (5/9)
Impulse Control	53% (9/17)
Interpersonal Problems	29% (2/7)
Substance Use	47% (8/17)
Optimism	47% (9/19)
Community Connection	70% (16/23)
Spiritual /Religious	40% (4/10)
Recovery Involvement	44% (7/16)

Life Domain Functioning



Risk Behaviors



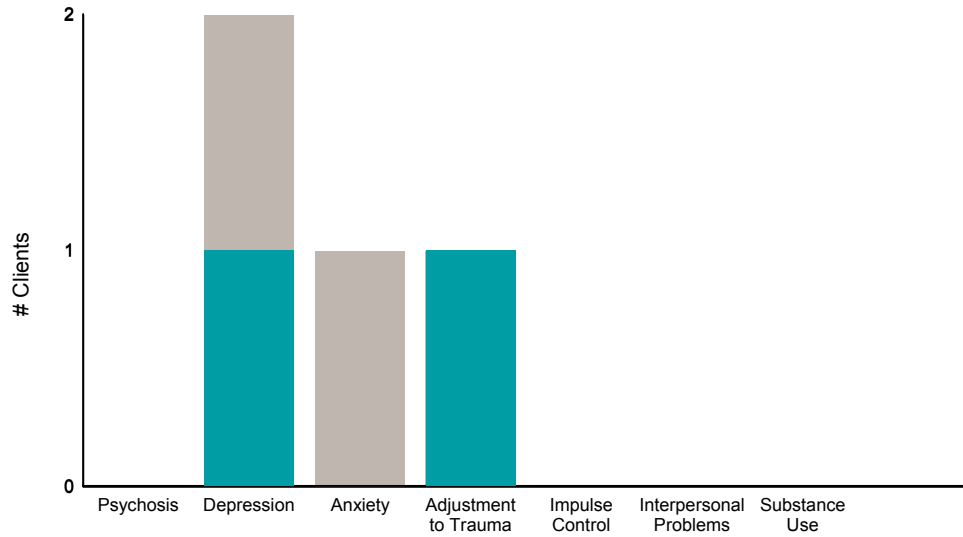
Item	% improvement
Physical /Medical	50% (5/10)
Family Functioning	53% (9/17)
Living Skills	75% (15/20)
Social Functioning	62% (13/21)
Residential Stability	45% (10/22)
Employ'm't	40% (2/5)
Medication Adherence	86% (6/7)
Cultural Stress	17% (1/6)
Danger to Self	85% (11/13)
Danger to Others	33% (1/3)
Self-Injurious Behavior	90% (9/10)
Grave Disability	60% (3/5)
Criminal Behavior	50% (1/2)
Exploitation	33% (1/3)

■ Didn't Improve
■ Improved

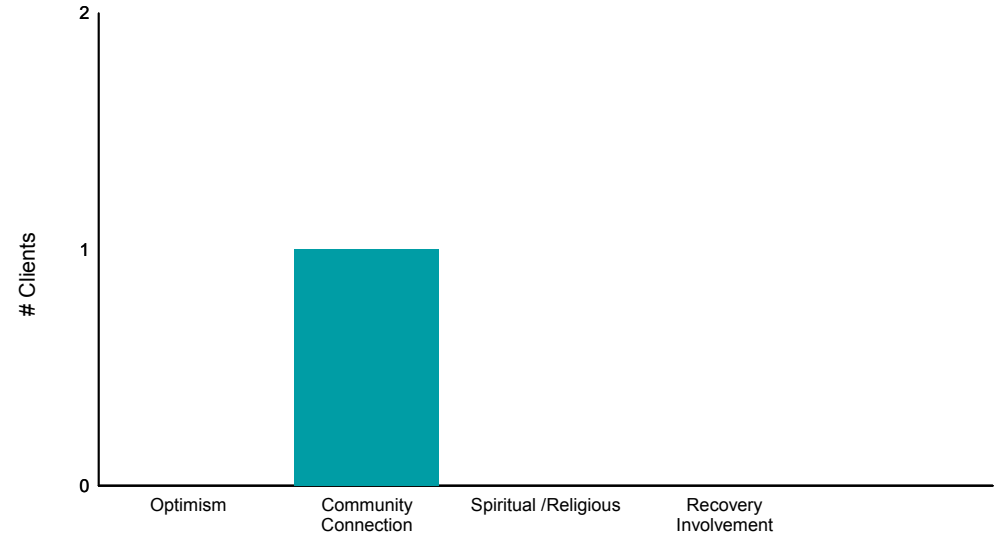
This report looks at current ANSAs to see how many clients improved on items rated 2 or 3 from the prior ANSA.

Num of episodes w/ min. 2 ANSAs: 2 Average days between ANSAs: 697.0 % clients improved on min. 30% of actionable items: **100% (= 2/2)**

Behavioral Health Domain

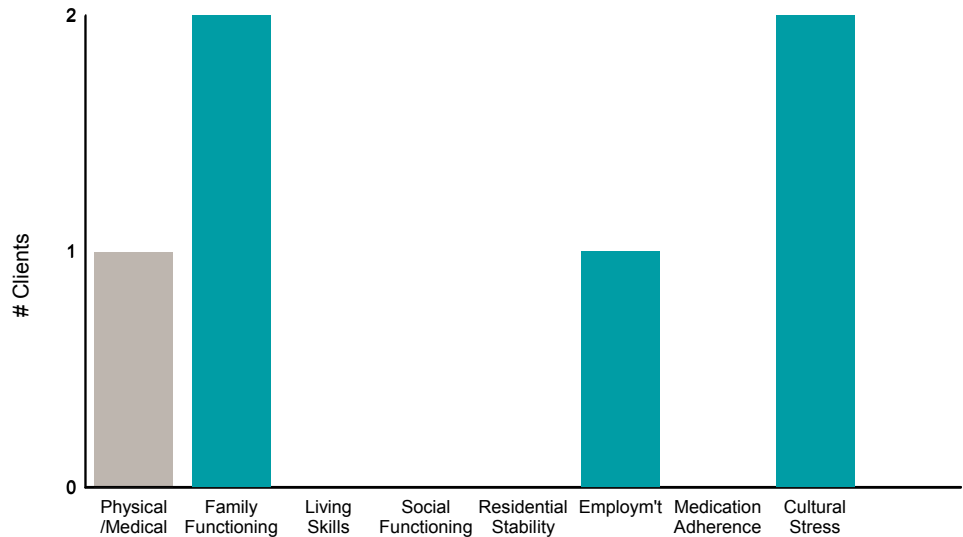


Strengths



Item	Improvement %	Count
Psychosis	0%	0/0
Depression	50%	1/2
Anxiety	0%	0/1
Adjustment to Trauma	100%	1/1
Impulse Control	0%	0/0
Interpersonal Problems	0%	0/0
Substance Use	0%	0/0
% improvement		
Optimism	0%	0/0
Community Connection	100%	1/1
Spiritual /Religious	0%	0/0
Recovery Involvement	0%	0/0

Life Domain Functioning



Risk Behaviors



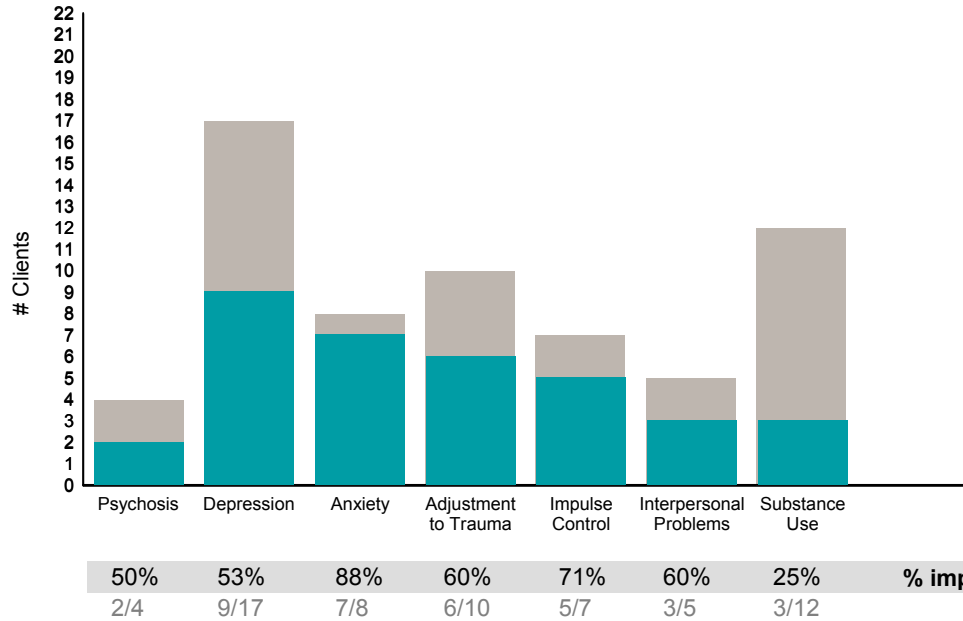
Item	Improvement %	Count
Physical /Medical	0%	0/1
Family Functioning	100%	2/2
Living Skills	0%	0/0
Social Functioning	0%	0/0
Residential Stability	0%	0/0
Employ'm't	100%	1/1
Medication Adherence	0%	0/0
Cultural Stress	100%	2/2
% improvement		
Danger to Self	0%	0/0
Danger to Others	0%	0/0
Self-Injurious Behavior	0%	0/0
Grave Disability	0%	0/0
Criminal Behavior	0%	0/0
Exploitation	0%	0/0

Didn't Improve
 Improved

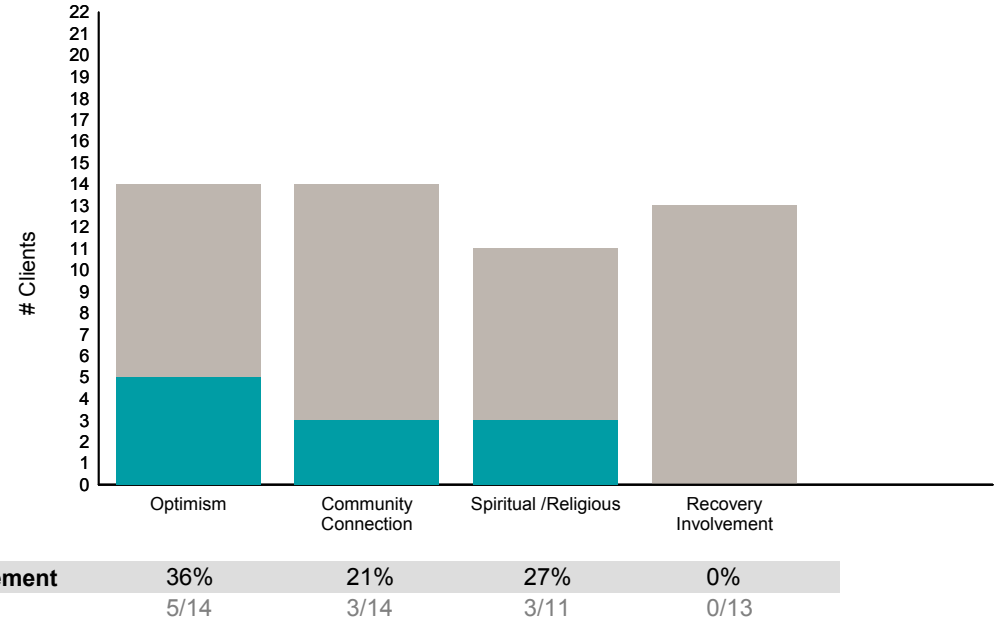
This report looks at current ANSAs to see how many clients improved on items rated 2 or 3 from the prior ANSA.

Num of episodes w/ min. 2 ANSAs: 22 Average days between ANSAs: 305.9 % clients improved on min. 30% of actionable items: **73% (= 16/22)**

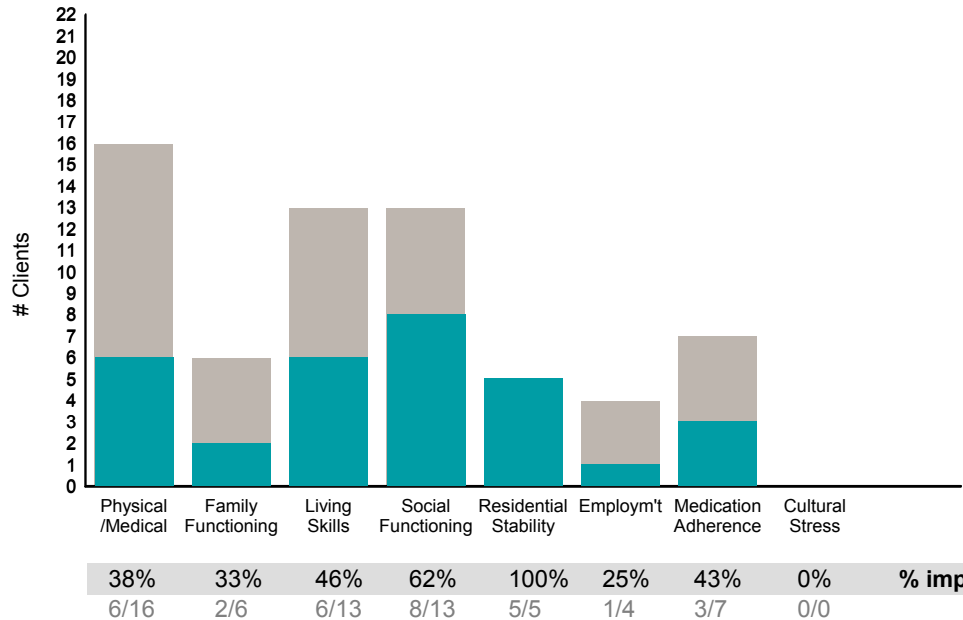
Behavioral Health Domain



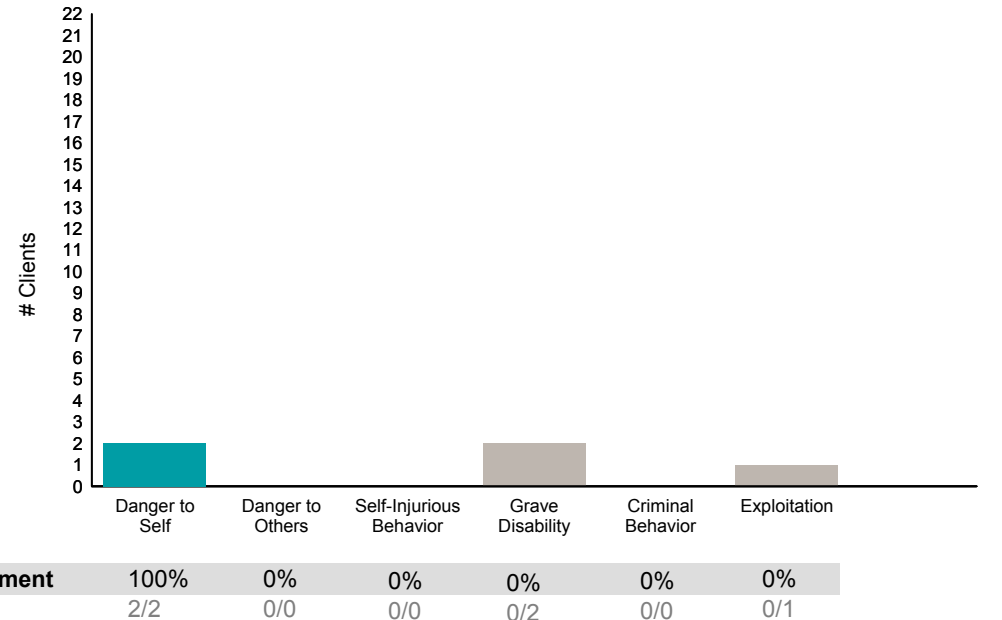
Strengths



Life Domain Functioning



Risk Behaviors

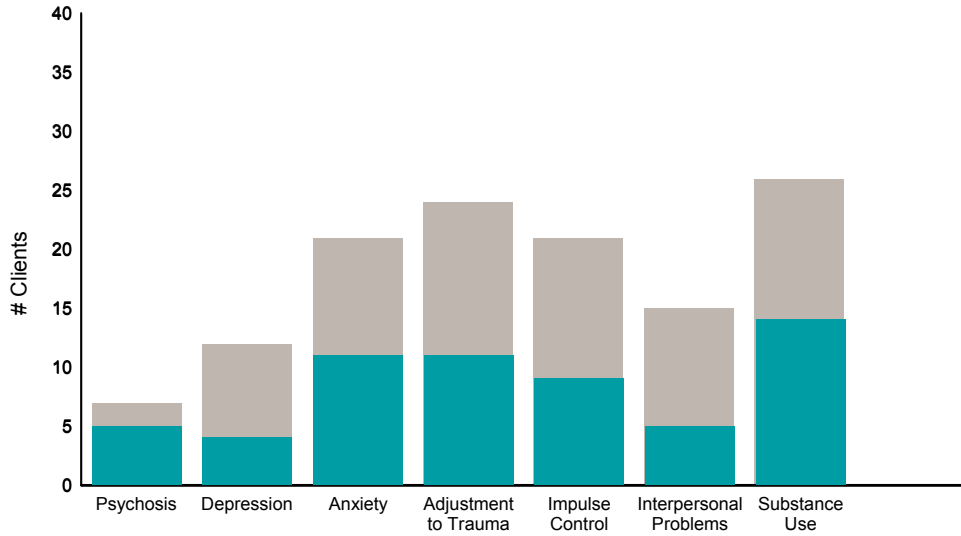


Didn't Improve
 Improved

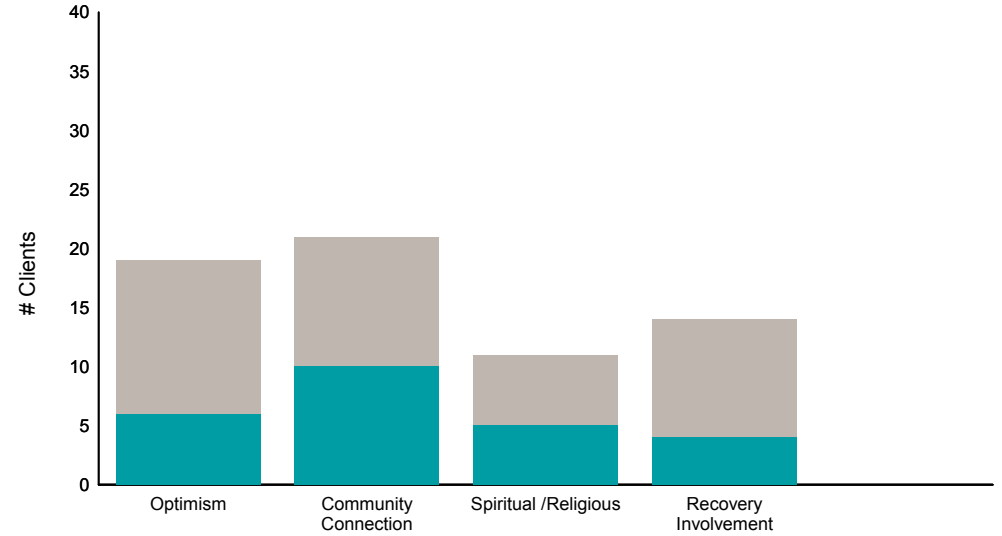
This report looks at current ANSAs to see how many clients improved on items rated 2 or 3 from the prior ANSA.

Num of episodes w/ min. 2 ANSAs: 38 Average days between ANSAs: 157.4 % clients improved on min. 30% of actionable items: **54% (= 20/37)**

Behavioral Health Domain

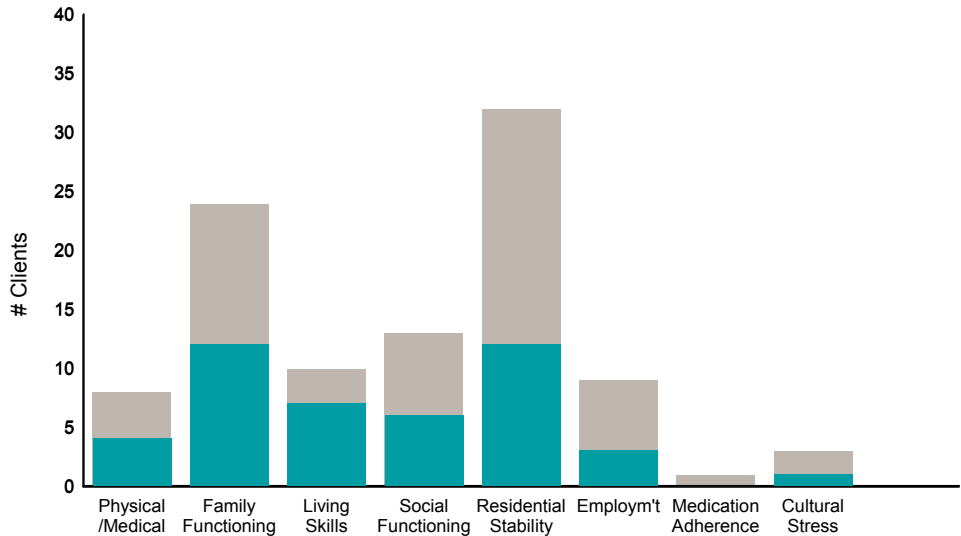


Strengths

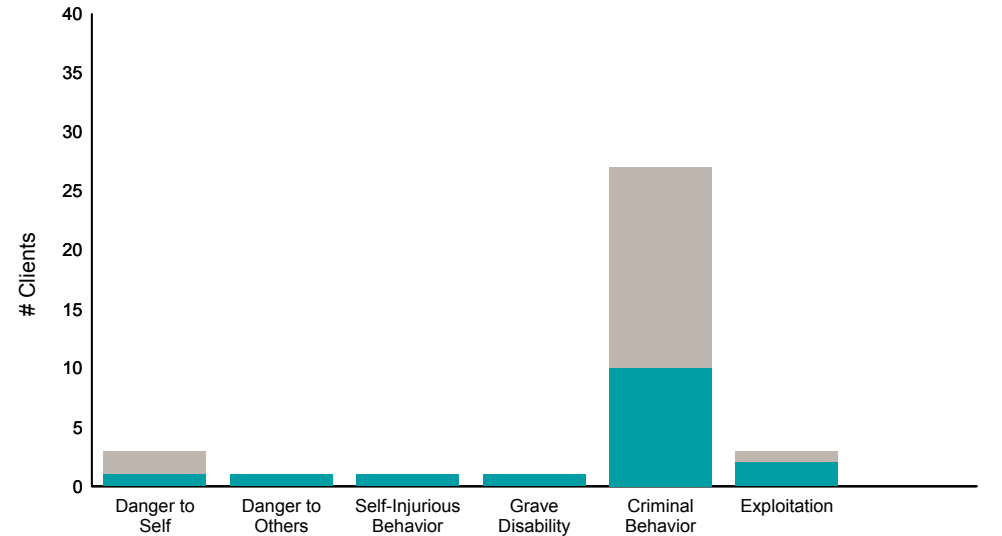


Item	% improvement
Psychosis	71% (5/7)
Depression	33% (4/12)
Anxiety	52% (11/21)
Adjustment to Trauma	46% (11/24)
Impulse Control	43% (9/21)
Interpersonal Problems	33% (5/15)
Substance Use	54% (14/26)
Optimism	32% (6/19)
Community Connection	48% (10/21)
Spiritual /Religious	45% (5/11)
Recovery Involvement	29% (4/14)

Life Domain Functioning



Risk Behaviors



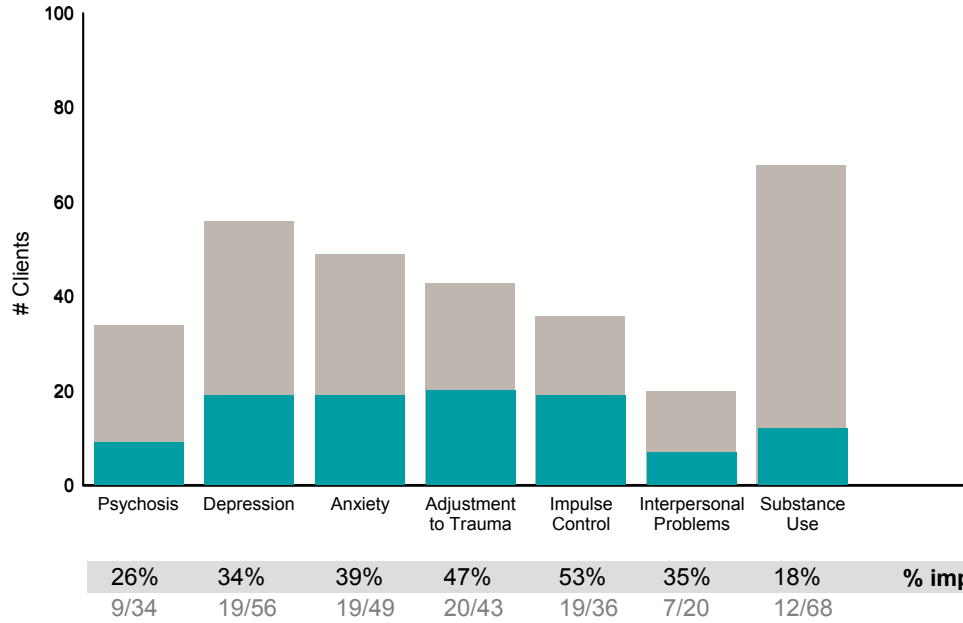
Item	% improvement
Physical /Medical	50% (4/8)
Family Functioning	50% (12/24)
Living Skills	70% (7/10)
Social Functioning	46% (6/13)
Residential Stability	38% (12/32)
Employ'm't	33% (3/9)
Medication Adherence	0% (0/1)
Cultural Stress	33% (1/3)
Danger to Self	33% (1/3)
Danger to Others	100% (1/1)
Self-Injurious Behavior	100% (1/1)
Grave Disability	100% (1/1)
Criminal Behavior	37% (10/27)
Exploitation	67% (2/3)

Didn't Improve
 Improved

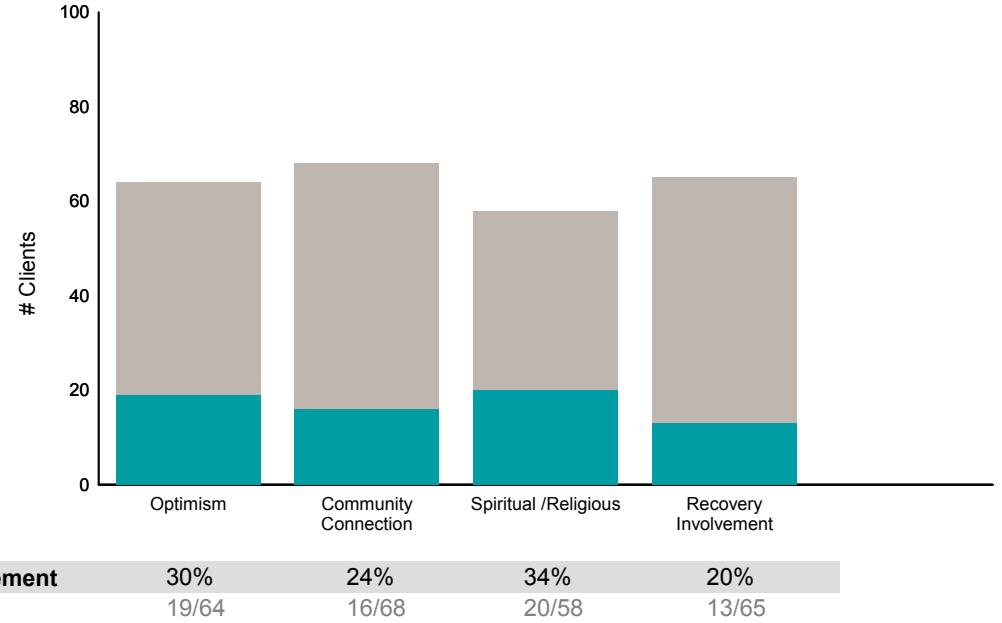
This report looks at current ANSAs to see how many clients improved on items rated 2 or 3 from the prior ANSA.

Num of episodes w/ min. 2 ANSAs: 89 Average days between ANSAs: 298.0 % clients improved on min. 30% of actionable items: **57% (= 50/88)**

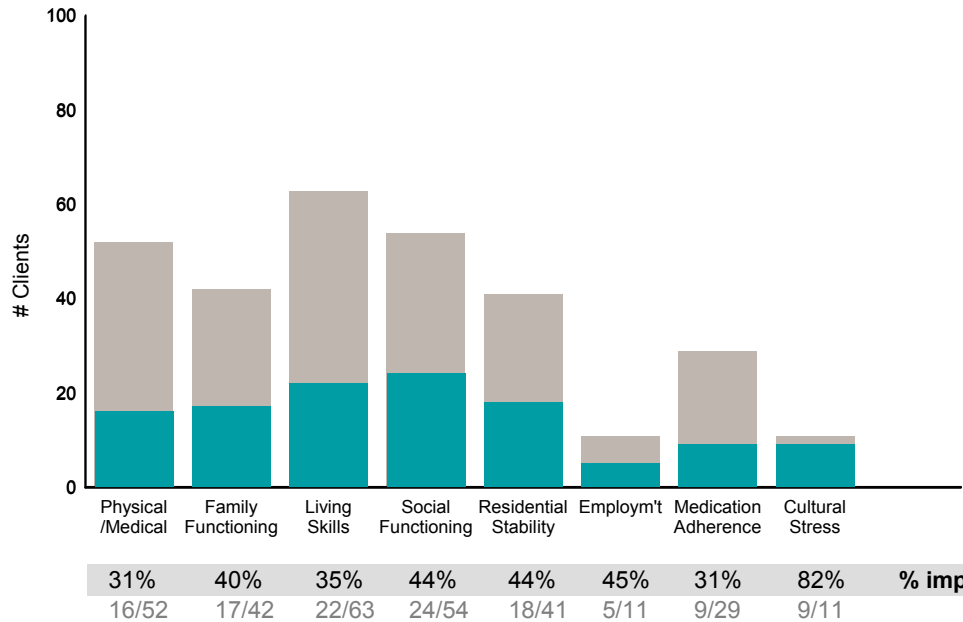
Behavioral Health Domain



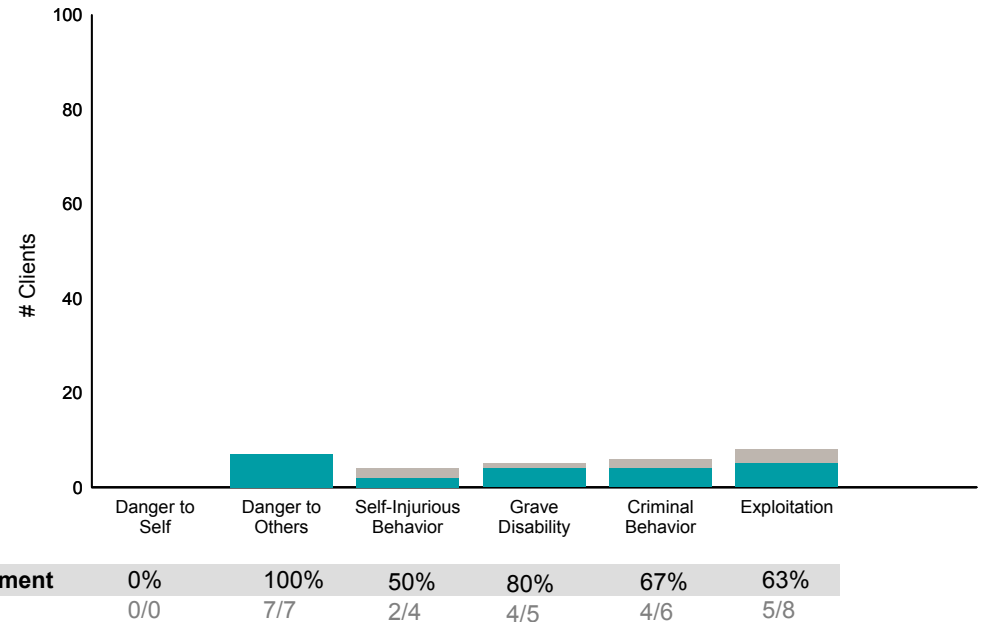
Strengths

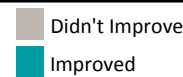


Life Domain Functioning



Risk Behaviors

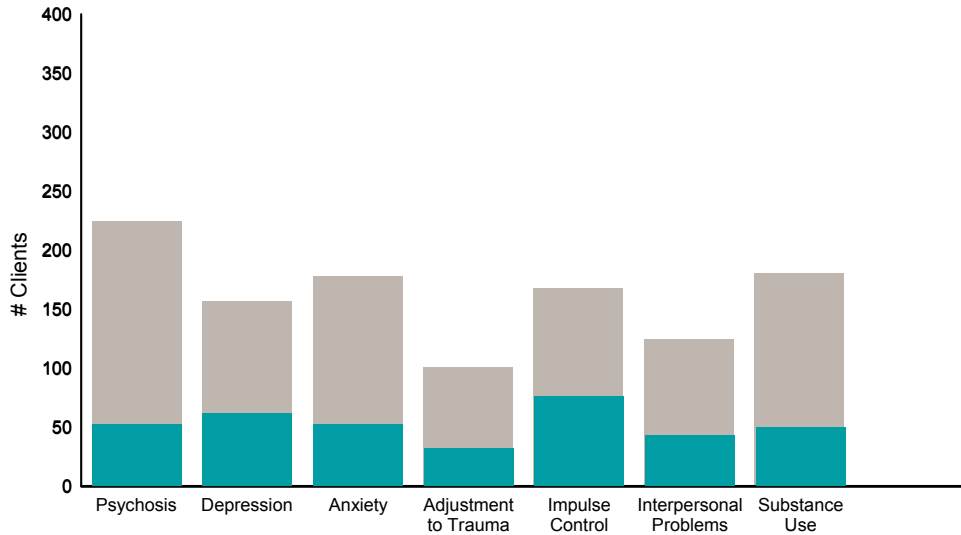




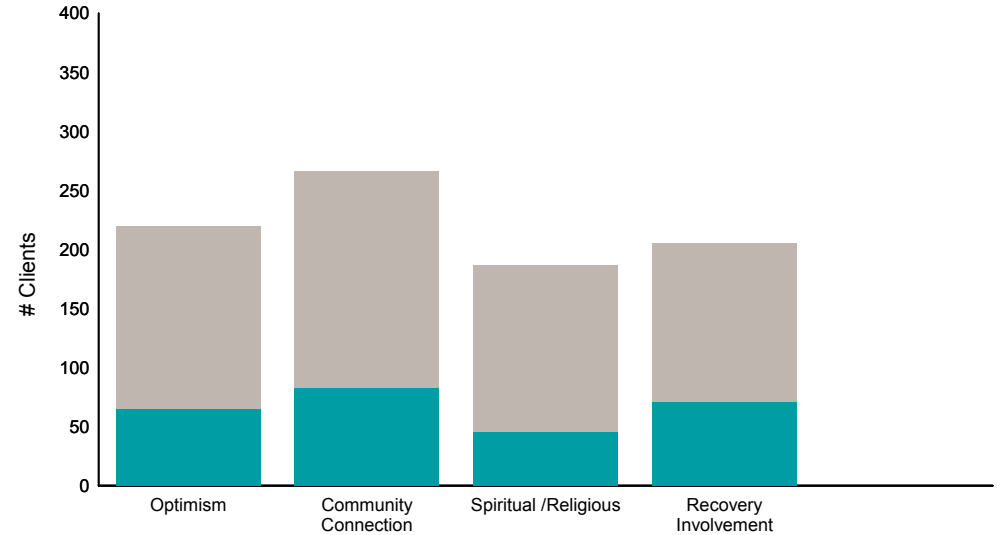
This report looks at current ANSAs to see how many clients improved on items rated 2 or 3 from the prior ANSA.

Num of episodes w/ min. 2 ANSAs: 386 Average days between ANSAs: 450.7 % clients improved on min. 30% of actionable items: **54% (= 201/374)**

Behavioral Health Domain

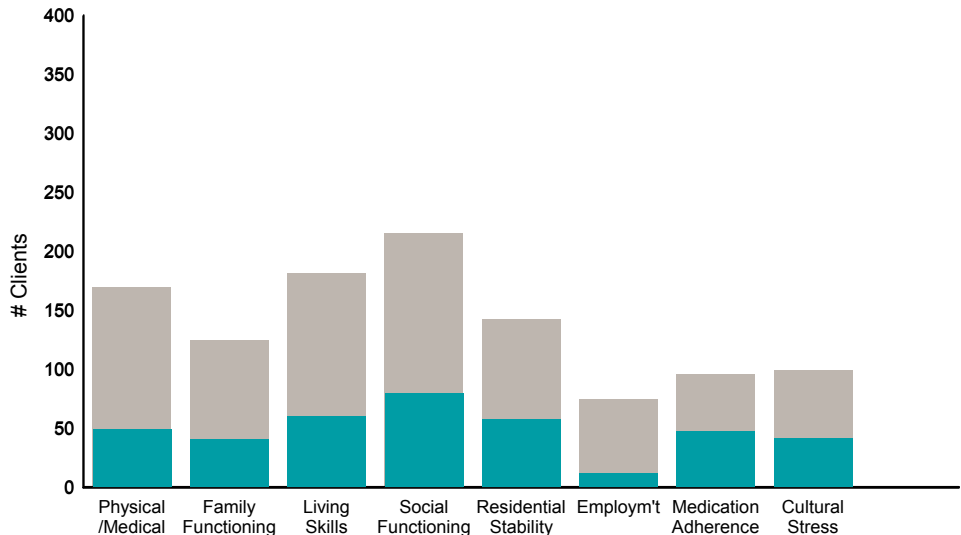


Strengths

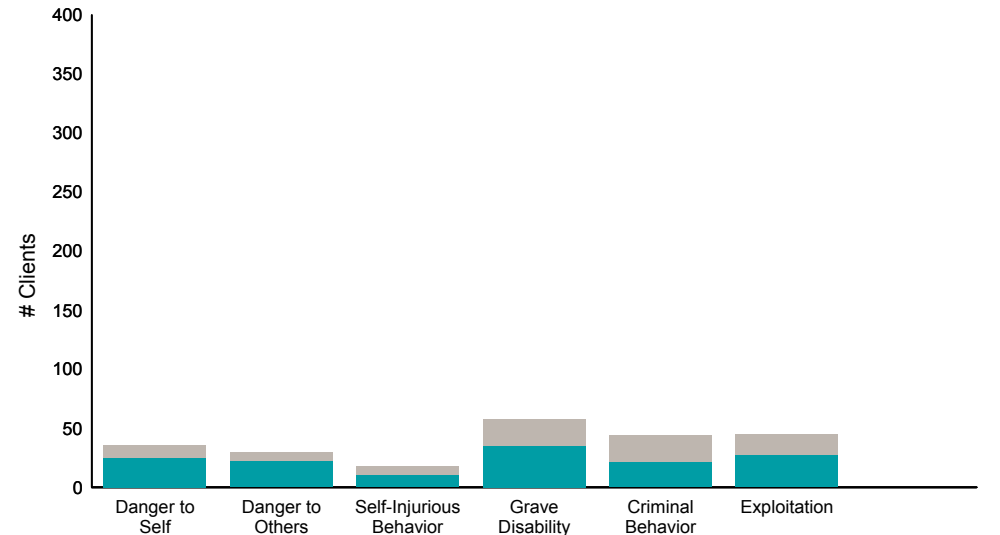


Item	% improvement
Psychosis	23%
Depression	39%
Anxiety	29%
Adjustment to Trauma	32%
Impulse Control	45%
Interpersonal Problems	34%
Substance Use	28%
Optimism	30%
Community Connection	31%
Spiritual /Religious	24%
Recovery Involvement	35%

Life Domain Functioning



Risk Behaviors



Item	% improvement
Physical /Medical	29%
Family Functioning	32%
Living Skills	33%
Social Functioning	37%
Residential Stability	40%
Employ'm't	15%
Medication Adherence	49%
Cultural Stress	41%
Danger to Self	69%
Danger to Others	73%
Self-Injurious Behavior	56%
Grave Disability	60%
Criminal Behavior	48%
Exploitation	60%

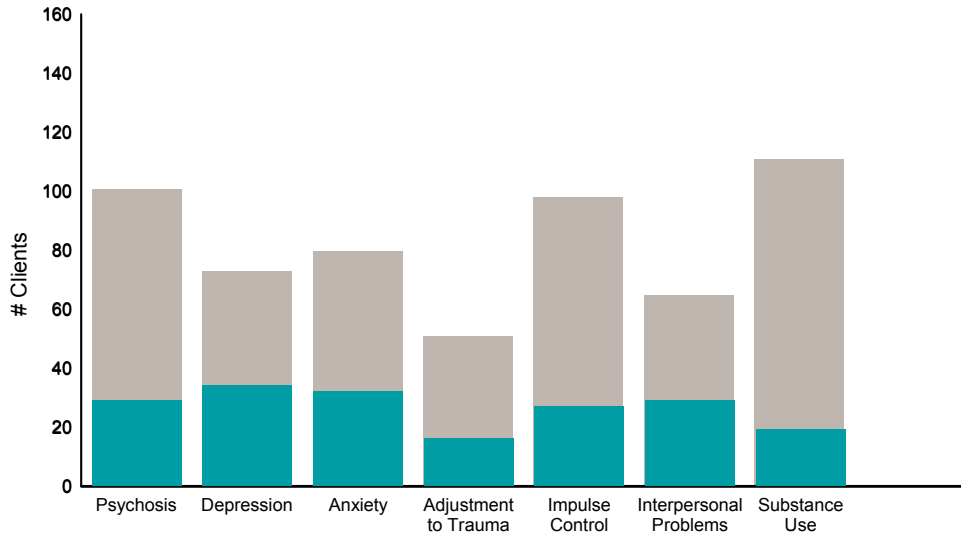
Citywide Forensics (89119)

■ Didn't Improve
■ Improved

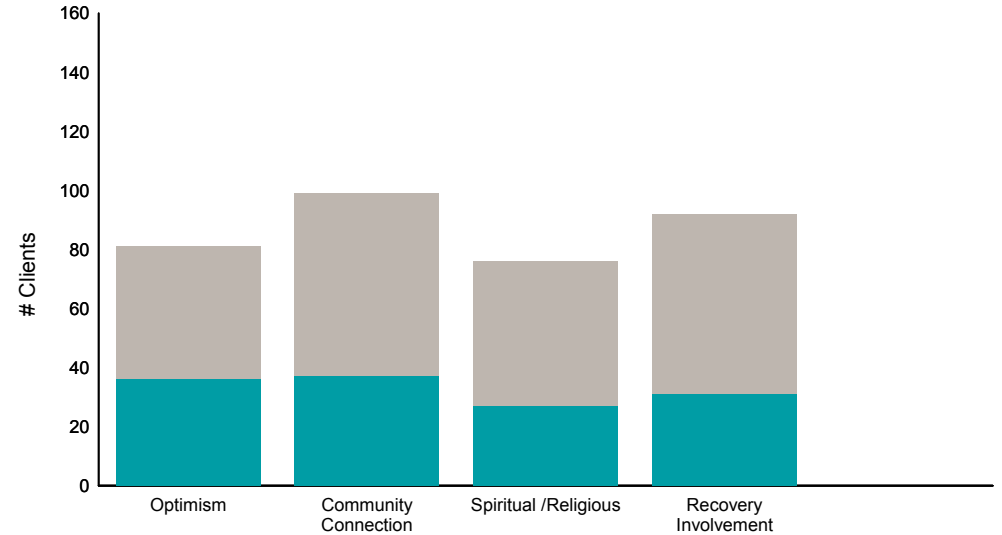
This report looks at current ANSAs to see how many clients improved on items rated 2 or 3 from the prior ANSA.

Num of episodes w/ min. 2 ANSAs: 146 Average days between ANSAs: 360.6 % clients improved on min. 30% of actionable items: **59% (= 85/145)**

Behavioral Health Domain

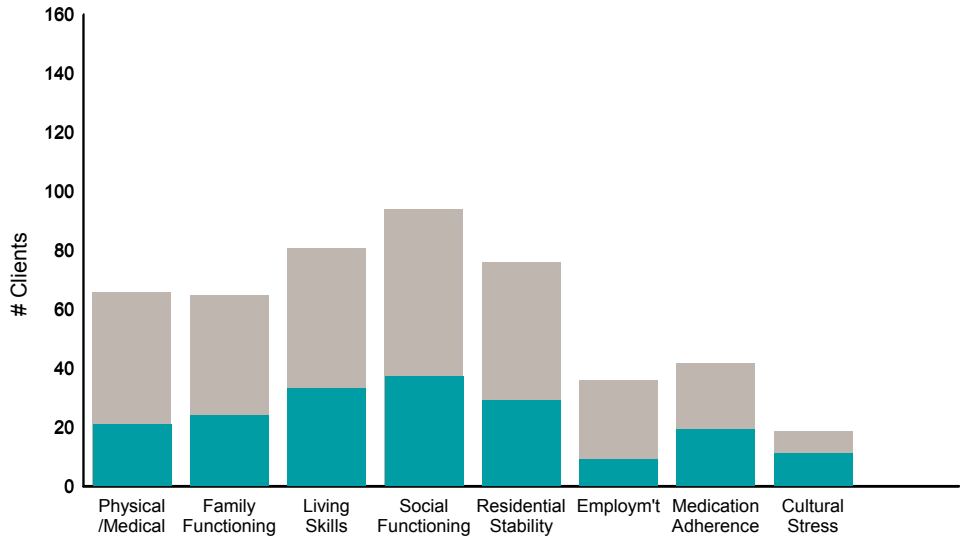


Strengths

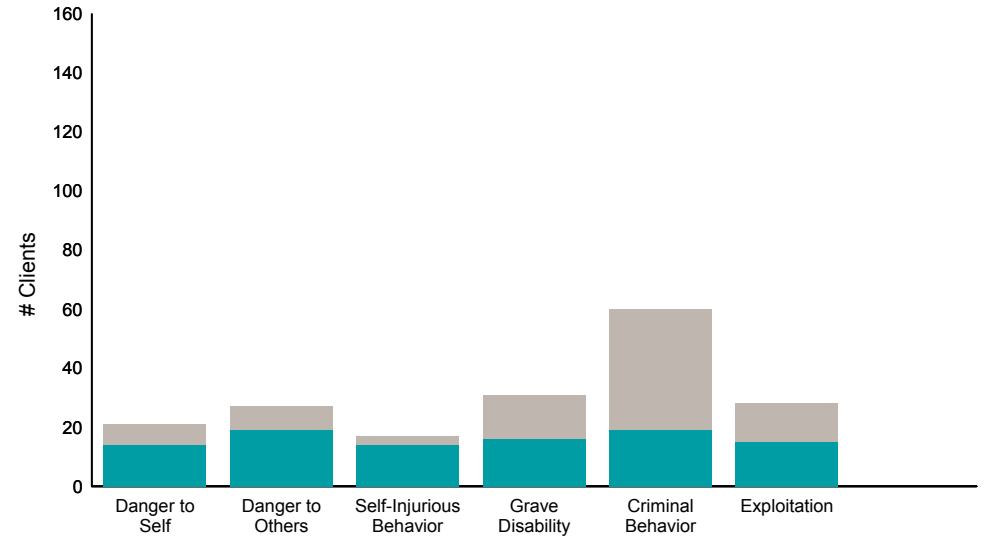


Item	% improvement
Psychosis	29% (29/101)
Depression	47% (34/73)
Anxiety	40% (32/80)
Adjustment to Trauma	31% (16/51)
Impulse Control	28% (27/98)
Interpersonal Problems	45% (29/65)
Substance Use	17% (19/111)
Optimism	44% (36/81)
Community Connection	37% (37/99)
Spiritual /Religious	36% (27/76)
Recovery Involvement	34% (31/92)

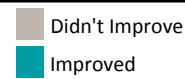
Life Domain Functioning



Risk Behaviors



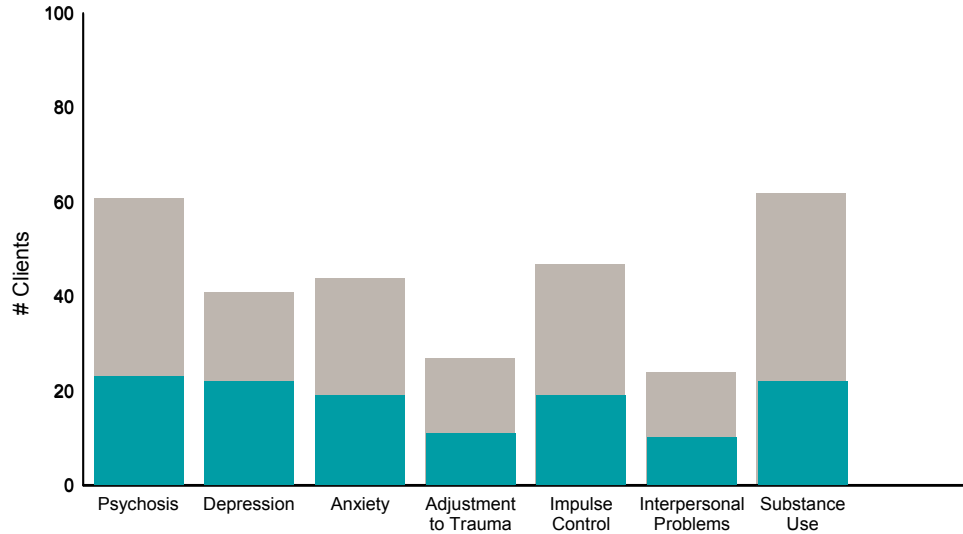
Item	% improvement
Physical /Medical	32% (21/66)
Family Functioning	37% (24/65)
Living Skills	41% (33/81)
Social Functioning	39% (37/94)
Residential Stability	38% (29/76)
Employ'm't	25% (9/36)
Medication Adherence	45% (19/42)
Cultural Stress	58% (11/19)
Danger to Self	67% (14/21)
Danger to Others	70% (19/27)
Self-Injurious Behavior	82% (14/17)
Grave Disability	52% (16/31)
Criminal Behavior	32% (19/60)
Exploitation	54% (15/28)



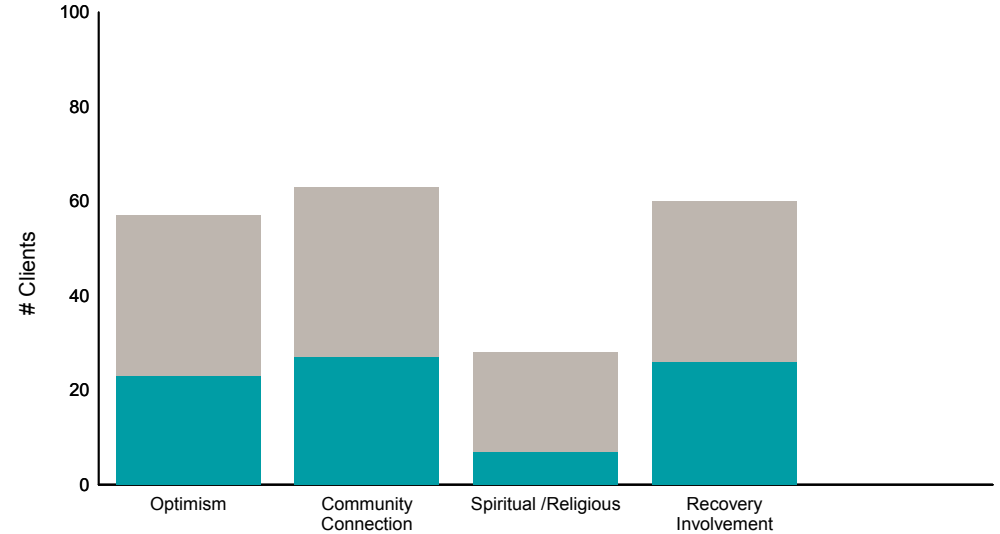
This report looks at current ANSAs to see how many clients improved on items rated 2 or 3 from the prior ANSA.

Num of episodes w/ min. 2 ANSAs: 90 Average days between ANSAs: 150.6 % clients improved on min. 30% of actionable items: **61% (= 55/90)**

Behavioral Health Domain

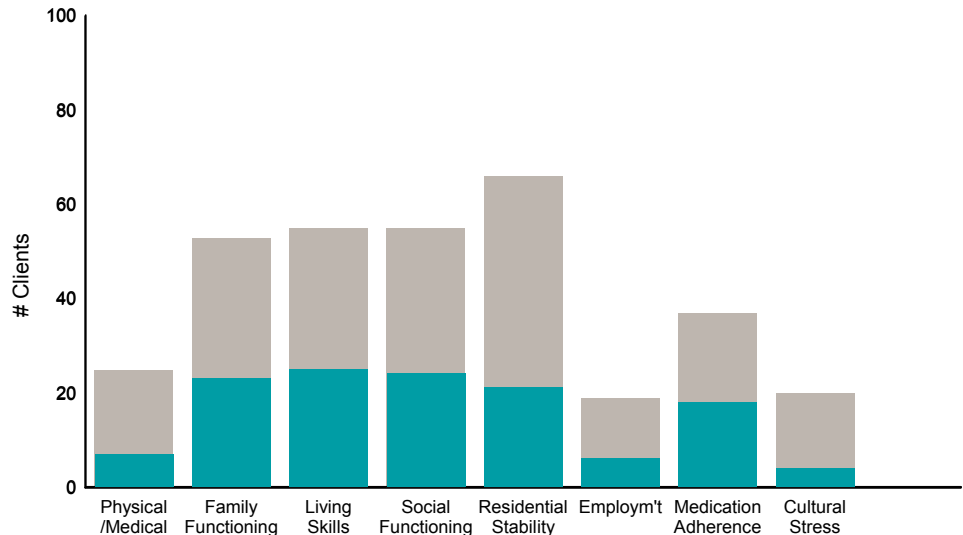


Strengths

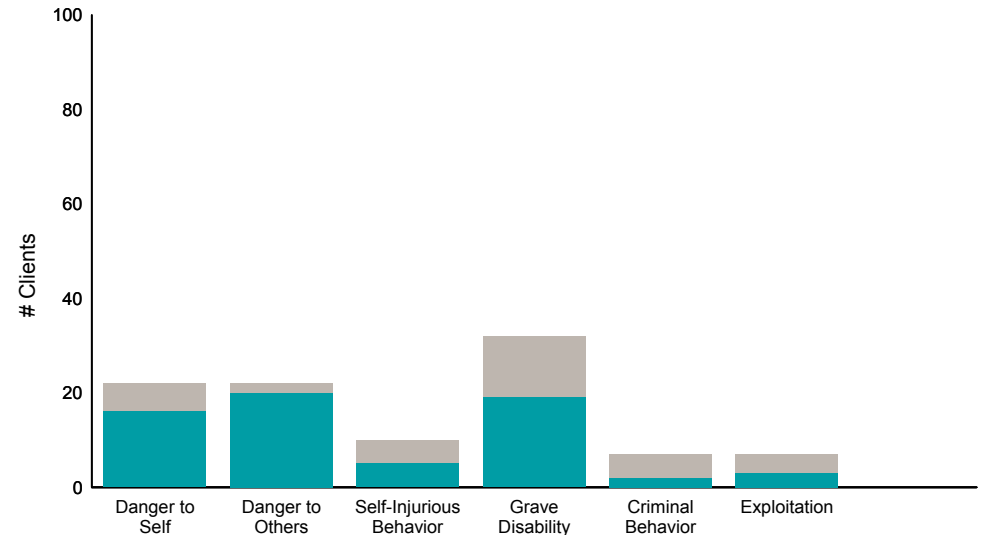


Item	% improvement
Psychosis	38% (23/61)
Depression	54% (22/41)
Anxiety	43% (19/44)
Adjustment to Trauma	41% (11/27)
Impulse Control	40% (19/47)
Interpersonal Problems	42% (10/24)
Substance Use	35% (22/62)
Optimism	40% (23/57)
Community Connection	43% (27/63)
Spiritual /Religious	25% (7/28)
Recovery Involvement	43% (26/60)

Life Domain Functioning



Risk Behaviors



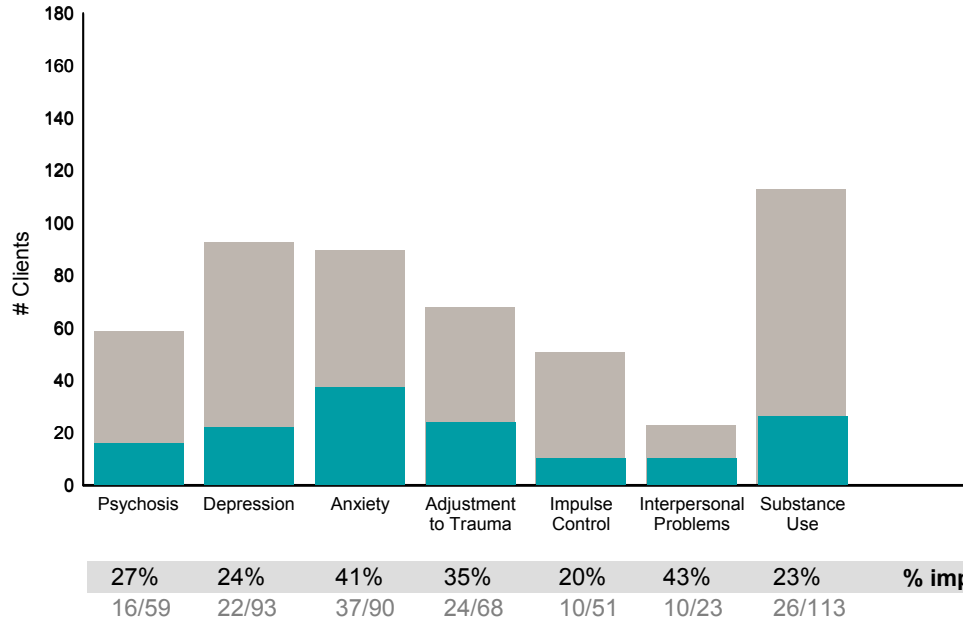
Item	% improvement
Physical /Medical	28% (7/25)
Family Functioning	43% (23/53)
Living Skills	45% (25/55)
Social Functioning	44% (24/55)
Residential Stability	32% (21/66)
Employ'm't	32% (6/19)
Medication Adherence	49% (18/37)
Cultural Stress	20% (4/20)
Danger to Self	73% (16/22)
Danger to Others	91% (20/22)
Self-Injurious Behavior	50% (5/10)
Grave Disability	59% (19/32)
Criminal Behavior	29% (2/7)
Exploitation	43% (3/7)

■ Didn't Improve
■ Improved

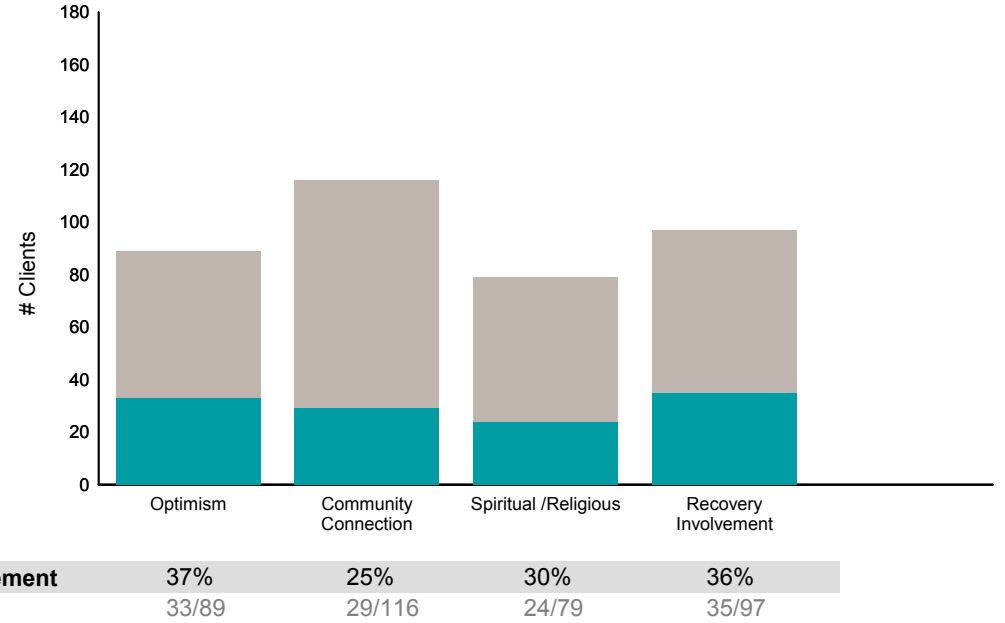
This report looks at current ANSAs to see how many clients improved on items rated 2 or 3 from the prior ANSA.

Num of episodes w/ min. 2 ANSAs: 167 Average days between ANSAs: 393.7 % clients improved on min. 30% of actionable items: **45% (= 75/165)**

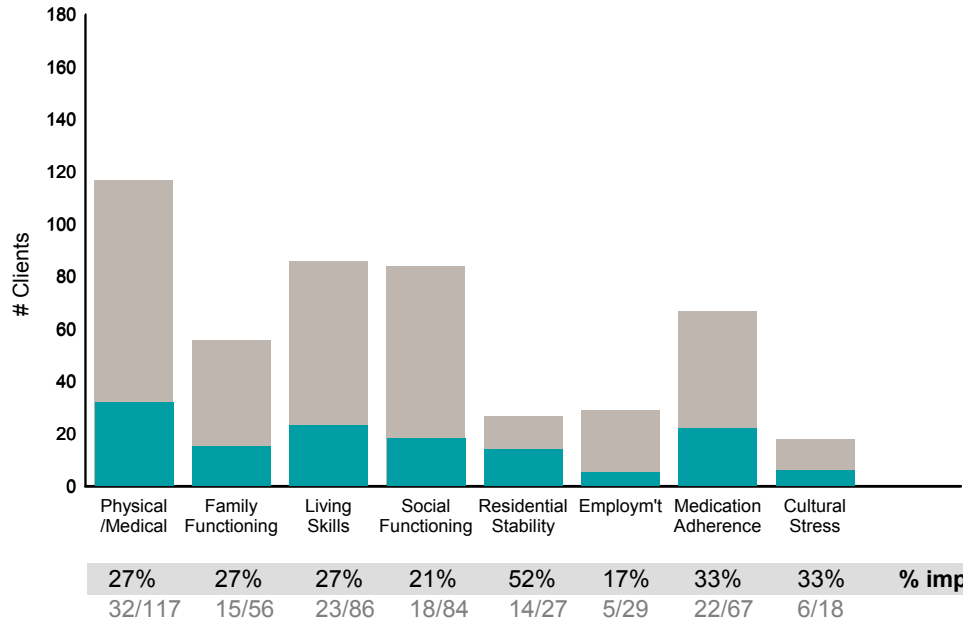
Behavioral Health Domain



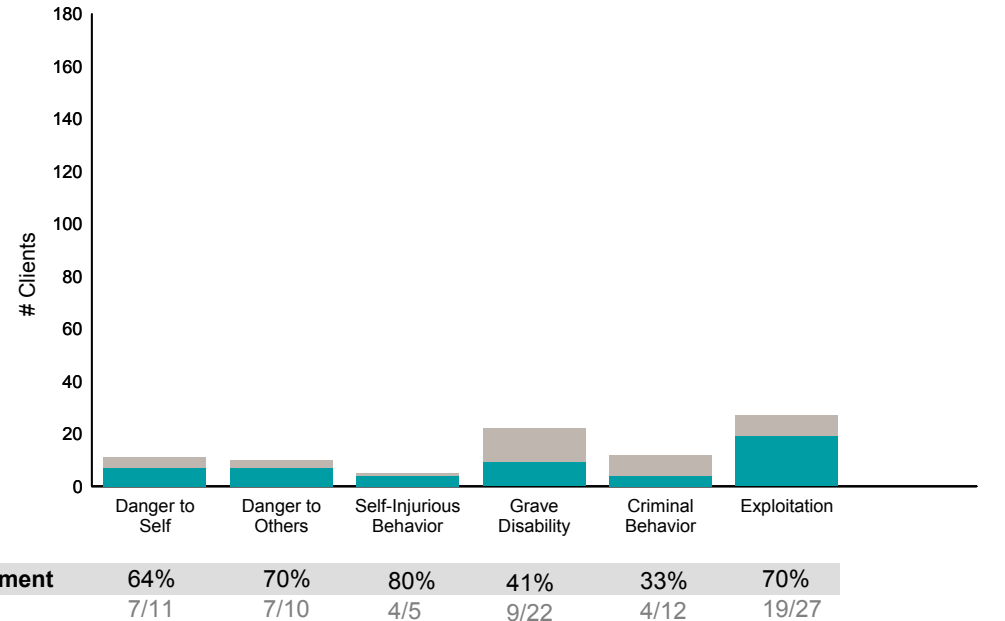
Strengths



Life Domain Functioning



Risk Behaviors

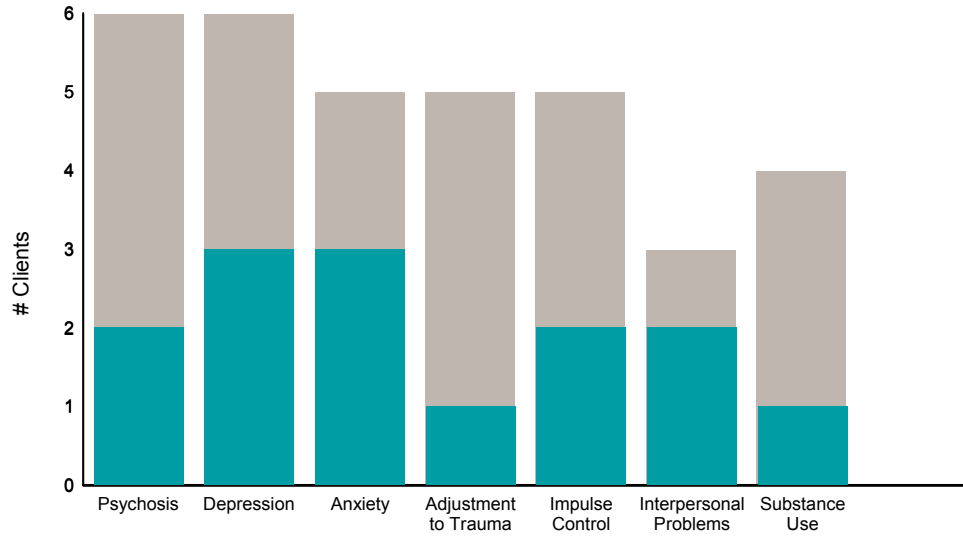


■ Didn't Improve
■ Improved

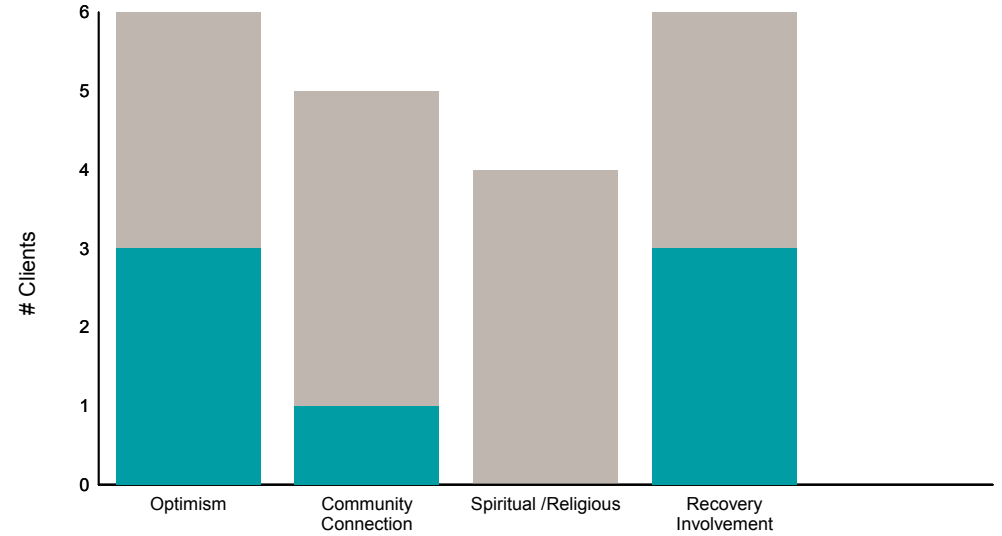
This report looks at current ANSAs to see how many clients improved on items rated 2 or 3 from the prior ANSA.

Num of episodes w/ min. 2 ANSAs: 6 Average days between ANSAs: 209.3 % clients improved on min. 30% of actionable items: **83% (= 5/6)**

Behavioral Health Domain

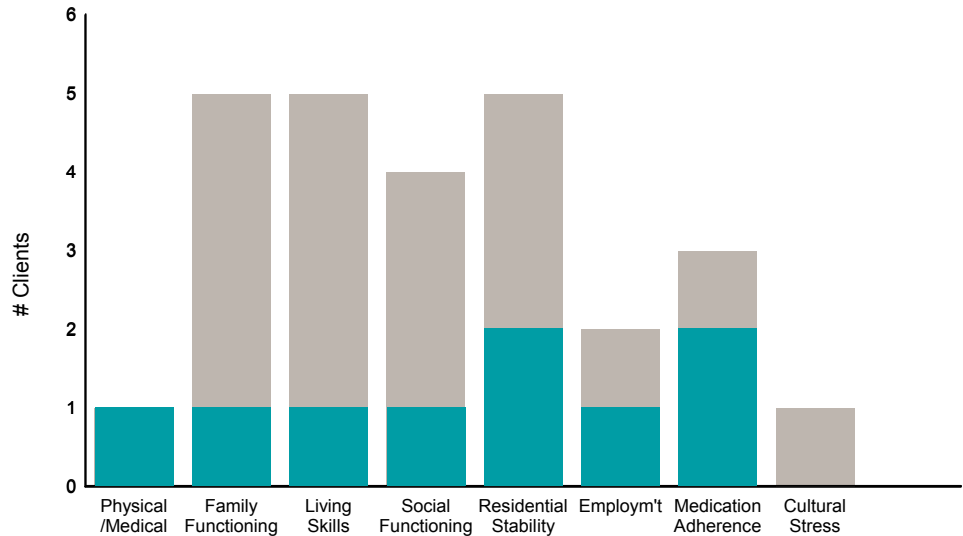


Strengths

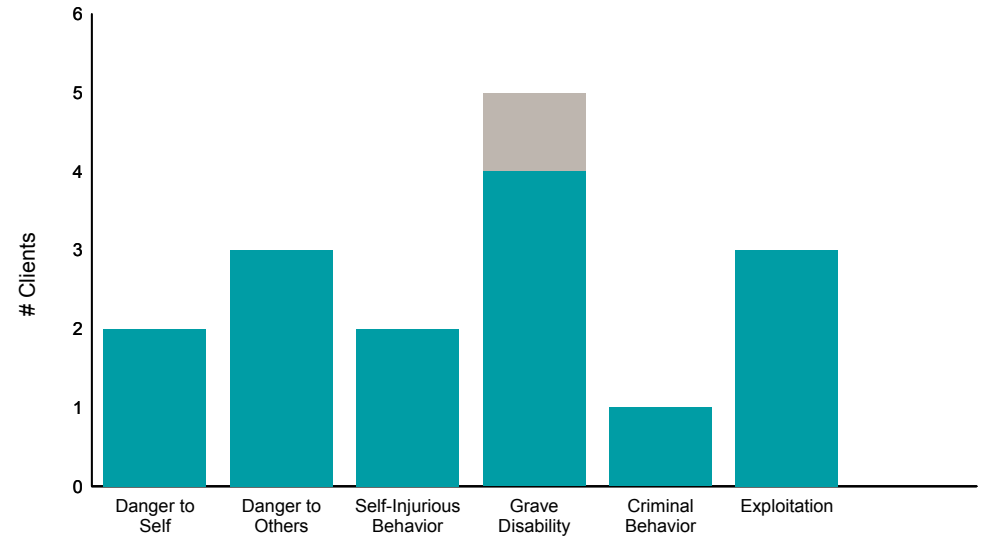


Item	Improved	Didn't Improve	% improvement
Psychosis	2/6	4/6	33%
Depression	3/6	3/6	50%
Anxiety	3/5	2/5	60%
Adjustment to Trauma	1/5	4/5	20%
Impulse Control	2/5	3/5	40%
Interpersonal Problems	2/3	1/3	67%
Substance Use	1/4	3/4	25%

Life Domain Functioning



Risk Behaviors



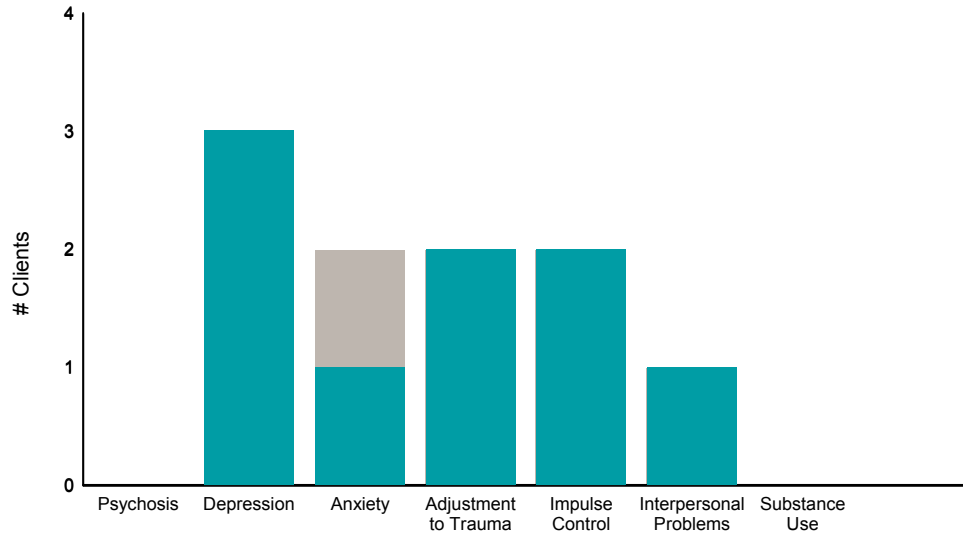
Item	Improved	Didn't Improve	% improvement
Physical /Medical	1/1	0/1	100%
Family Functioning	1/5	4/5	20%
Living Skills	1/5	4/5	20%
Social Functioning	1/4	3/4	25%
Residential Stability	2/5	3/5	40%
Employ'm't	1/2	1/2	50%
Medication Adherence	2/3	1/3	67%
Cultural Stress	0/1	1/1	0%

■ Didn't Improve
■ Improved

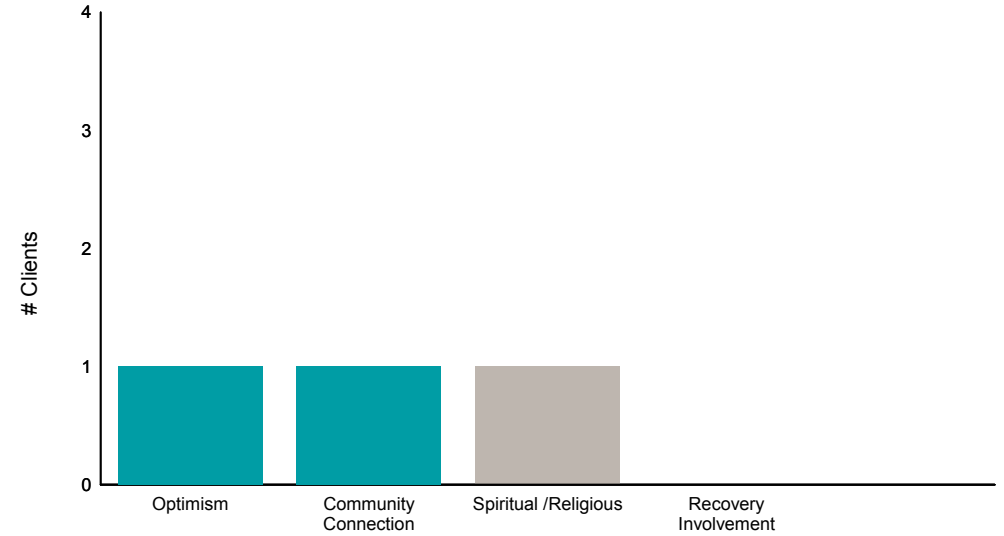
This report looks at current ANSAs to see how many clients improved on items rated 2 or 3 from the prior ANSA.

Num of episodes w/ min. 2 ANSAs: 4 Average days between ANSAs: 555.0 % clients improved on min. 30% of actionable items: **100% (= 4/4)**

Behavioral Health Domain

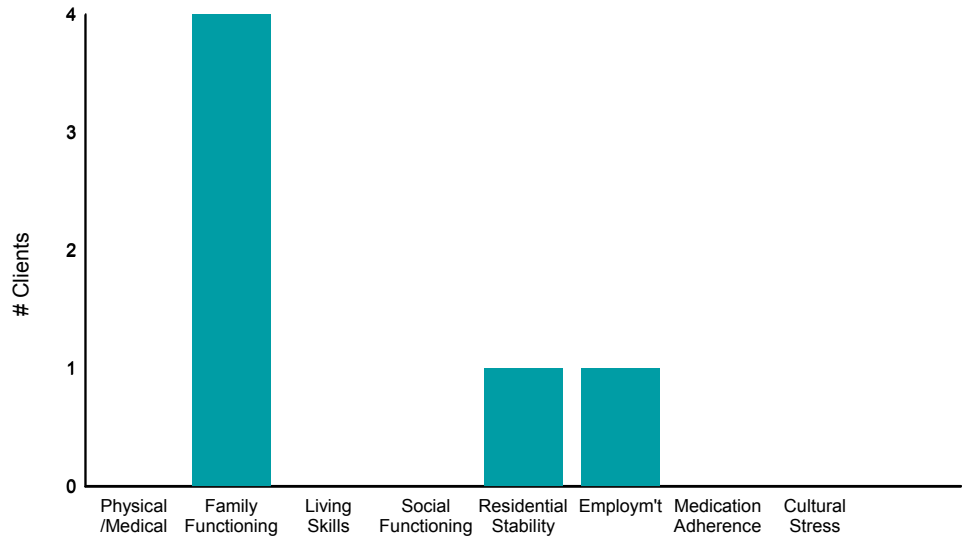


Strengths

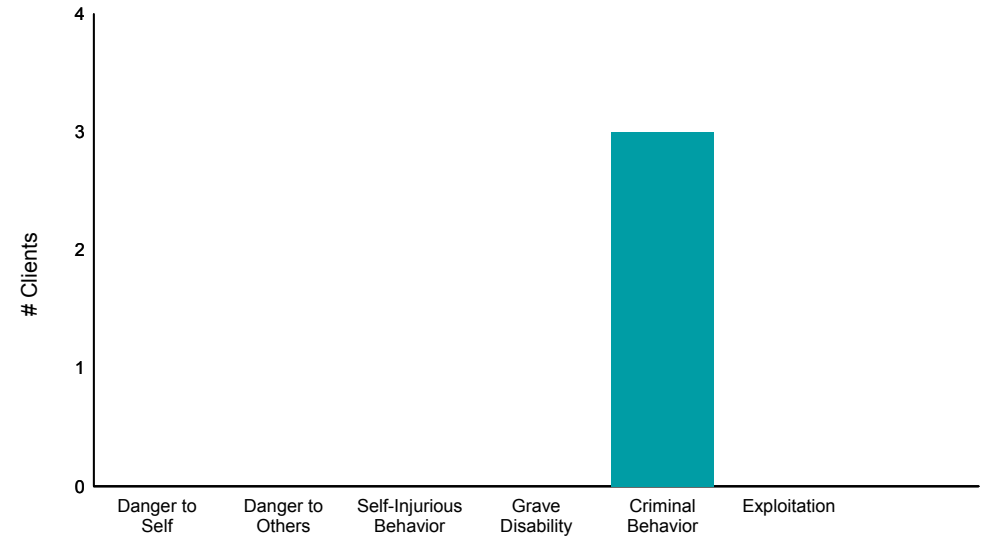


Item	% improvement
Psychosis	0% (0/0)
Depression	100% (3/3)
Anxiety	50% (1/2)
Adjustment to Trauma	100% (2/2)
Impulse Control	100% (2/2)
Interpersonal Problems	100% (1/1)
Substance Use	0% (0/0)

Life Domain Functioning



Risk Behaviors



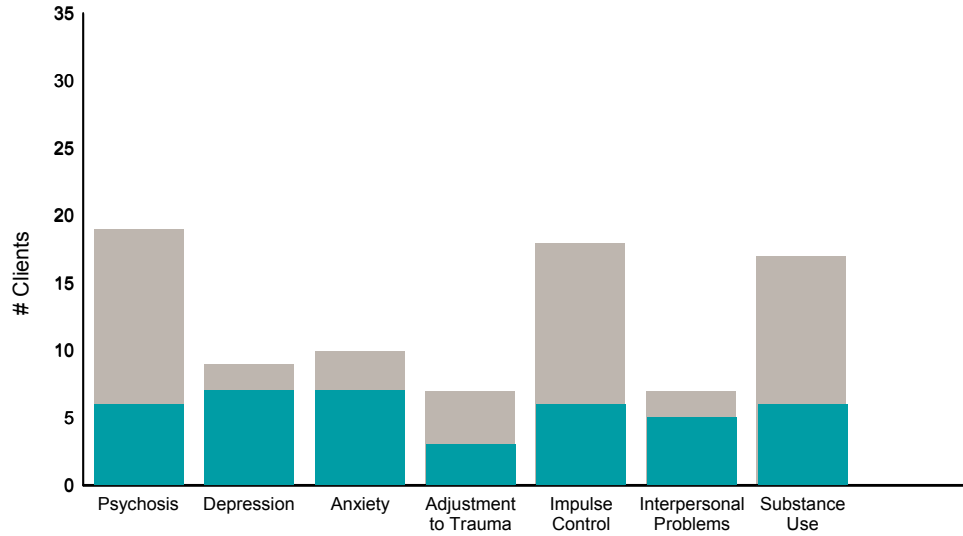
Item	% improvement
Physical /Medical	0% (0/0)
Family Functioning	100% (4/4)
Living Skills	0% (0/0)
Social Functioning	0% (0/0)
Residential Stability	100% (1/1)
Employ'm't	100% (1/1)
Medication Adherence	0% (0/0)
Cultural Stress	0% (0/0)

Didn't Improve
 Improved

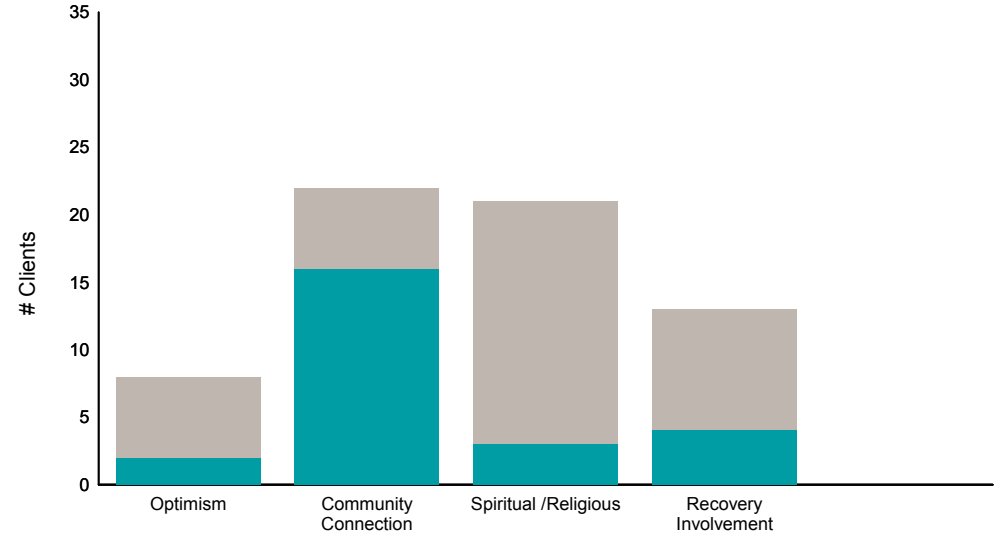
This report looks at current ANSAs to see how many clients improved on items rated 2 or 3 from the prior ANSA.

Num of episodes w/ min. 2 ANSAs: 31 Average days between ANSAs: 135.5 % clients improved on min. 30% of actionable items: **61% (= 19/31)**

Behavioral Health Domain

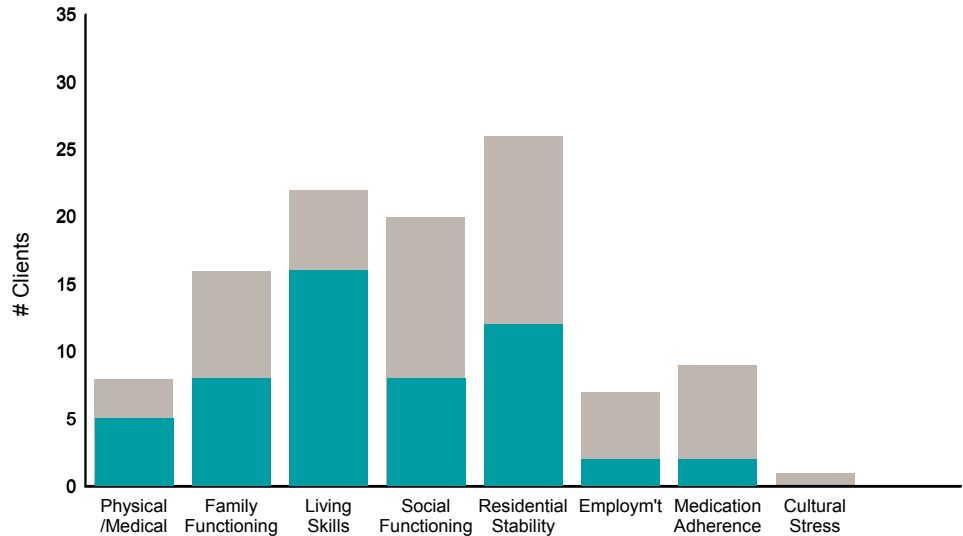


Strengths

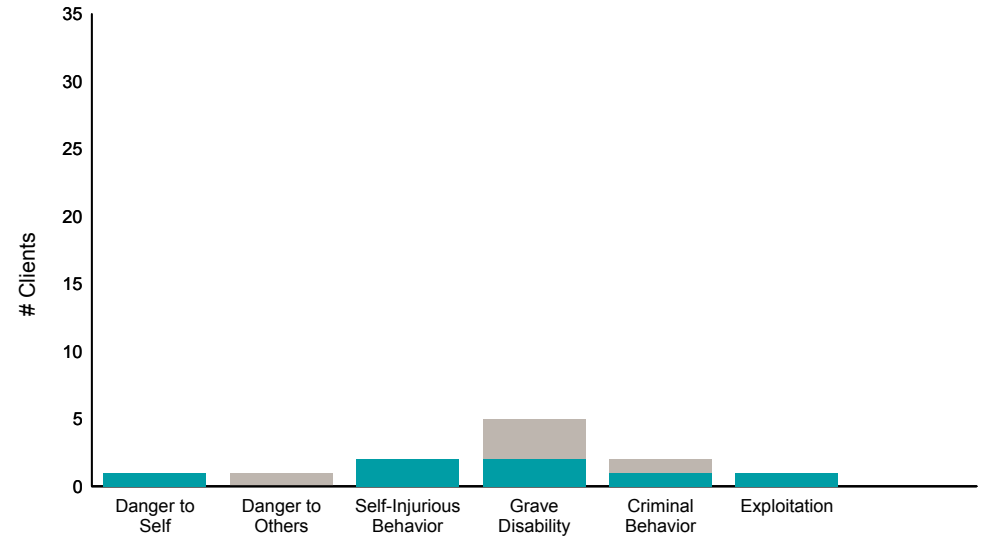


Item	% improvement	Item	% improvement
Psychosis	32% (6/19)	Optimism	25% (2/8)
Depression	78% (7/9)	Community Connection	73% (16/22)
Anxiety	70% (7/10)	Spiritual /Religious	14% (3/21)
Adjustment to Trauma	43% (3/7)	Recovery Involvement	31% (4/13)
Impulse Control	33% (6/18)		
Interpersonal Problems	71% (5/7)		
Substance Use	35% (6/17)		

Life Domain Functioning



Risk Behaviors



Item	% improvement	Item	% improvement
Physical /Medical	63% (5/8)	Danger to Self	100% (1/1)
Family Functioning	50% (8/16)	Danger to Others	0% (0/1)
Living Skills	73% (16/22)	Self-Injurious Behavior	100% (2/2)
Social Functioning	40% (8/20)	Grave Disability	40% (2/5)
Residential Stability	46% (12/26)	Criminal Behavior	50% (1/2)
Employ'm't	29% (2/7)	Exploitation	100% (1/1)
Medication Adherence	22% (2/9)		
Cultural Stress	0% (0/1)		

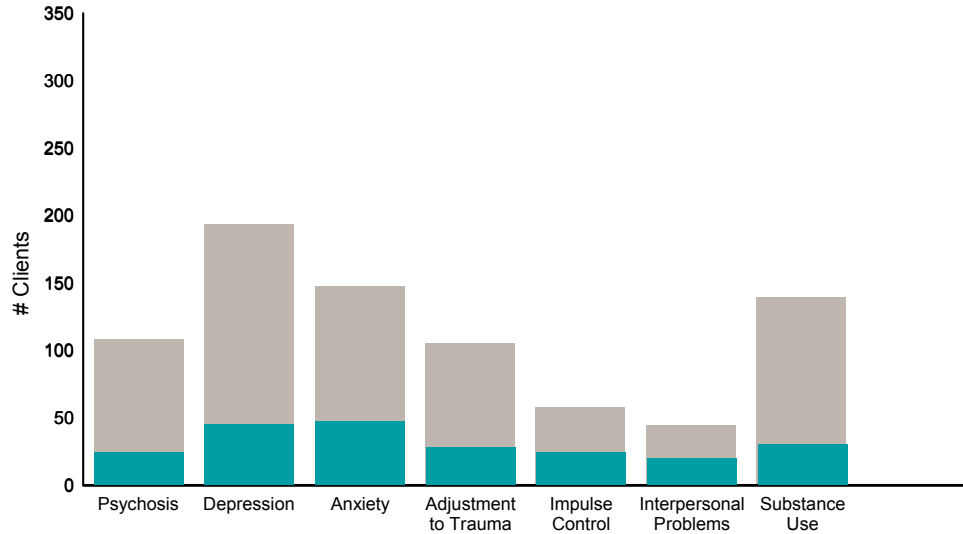
Conard House Outpatient Services (EPISODE, 89492)

Didn't Improve
Improved

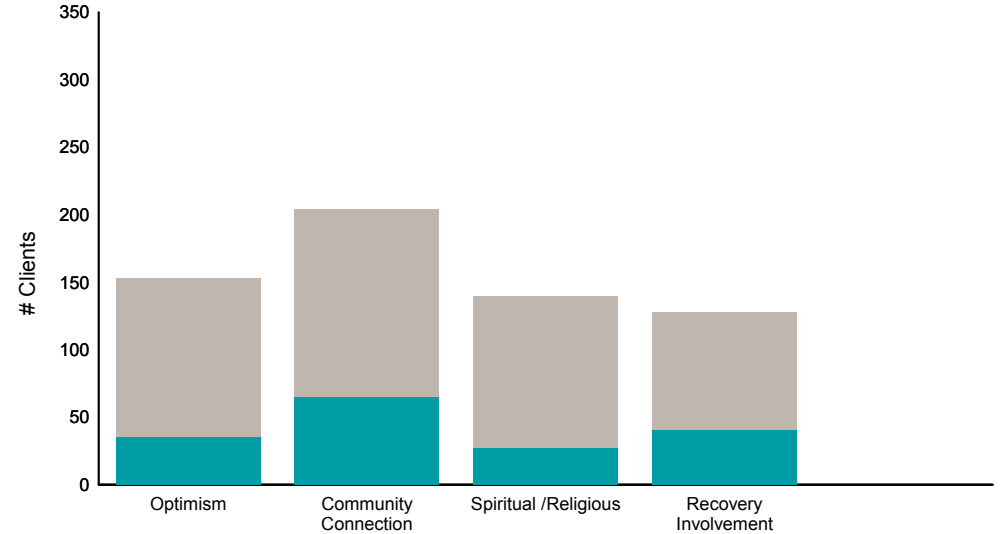
This report looks at current ANSAs to see how many clients improved on items rated 2 or 3 from the prior ANSA.

Num of episodes w/ min. 2 ANSAs: 323 Average days between ANSAs: 348.9 % clients improved on min. 30% of actionable items: **50% (= 156/314)**

Behavioral Health Domain

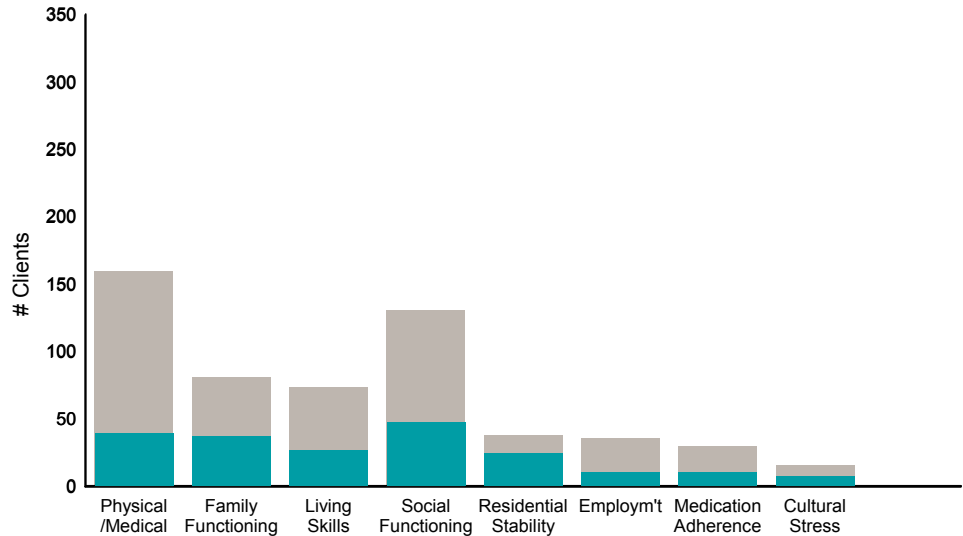


Strengths

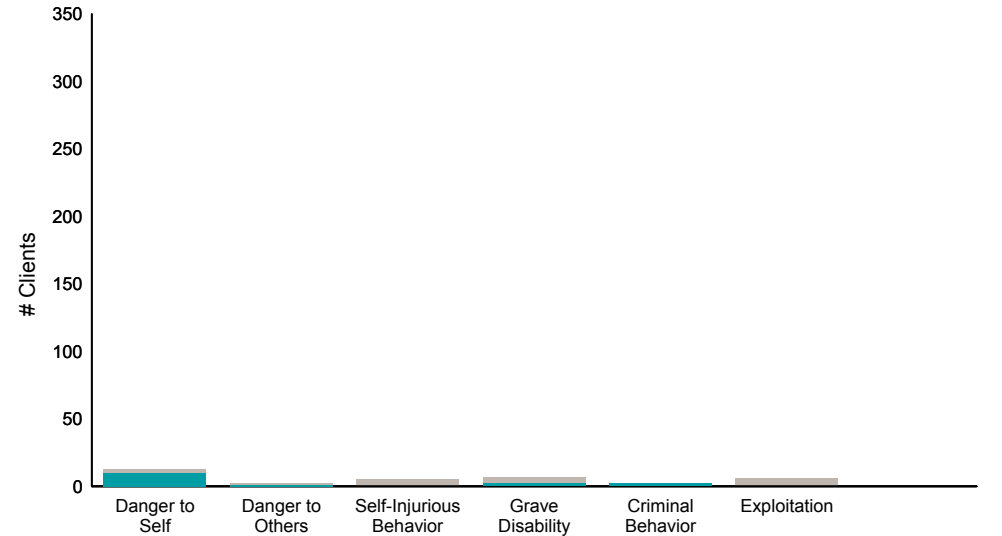


Item	% improvement
Psychosis	22% (24/109)
Depression	23% (45/194)
Anxiety	32% (47/148)
Adjustment to Trauma	26% (28/106)
Impulse Control	41% (24/58)
Interpersonal Problems	44% (20/45)
Substance Use	21% (30/140)
Optimism	23% (35/153)
Community Connection	32% (65/204)
Spiritual /Religious	19% (27/140)
Recovery Involvement	31% (40/128)

Life Domain Functioning



Risk Behaviors



Item	% improvement
Physical /Medical	24% (39/160)
Family Functioning	46% (37/81)
Living Skills	35% (26/74)
Social Functioning	36% (47/131)
Residential Stability	63% (24/38)
Employ'm't	28% (10/36)
Medication Adherence	33% (10/30)
Cultural Stress	44% (7/16)
Danger to Self	77% (10/13)
Danger to Others	50% (1/2)
Self-Injurious Behavior	0% (0/5)
Grave Disability	29% (2/7)
Criminal Behavior	100% (2/2)
Exploitation	0% (0/6)

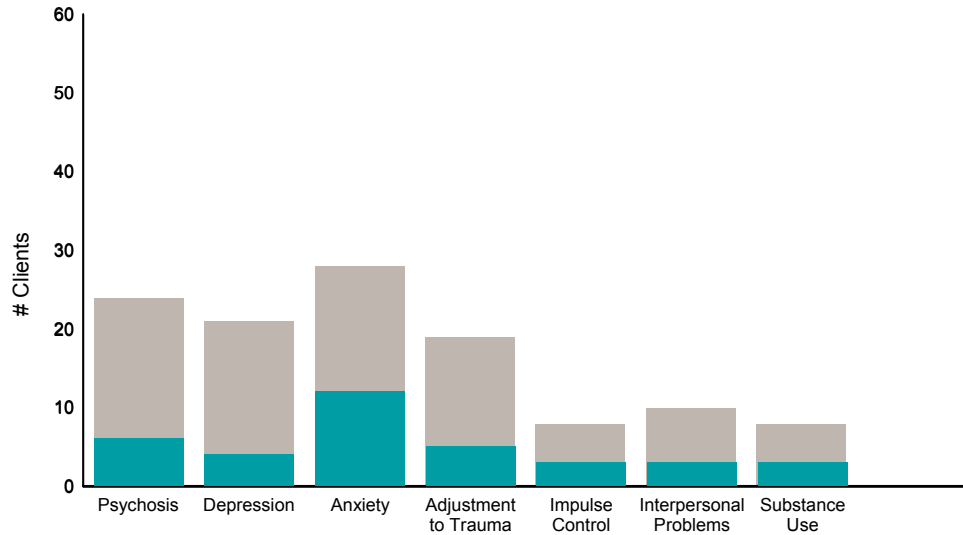
Cooperative Apartment P.P Opt (3838OP)

Didn't Improve
Improved

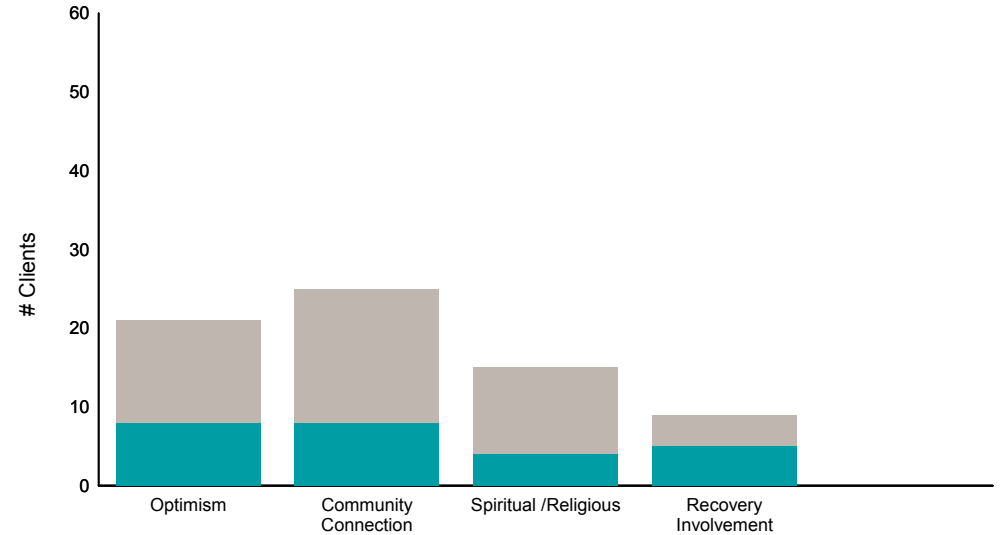
This report looks at current ANSAs to see how many clients improved on items rated 2 or 3 from the prior ANSA.

Num of episodes w/ min. 2 ANSAs: 52 Average days between ANSAs: 374.9 % clients improved on min. 30% of actionable items: **49% (= 25/51)**

Behavioral Health Domain

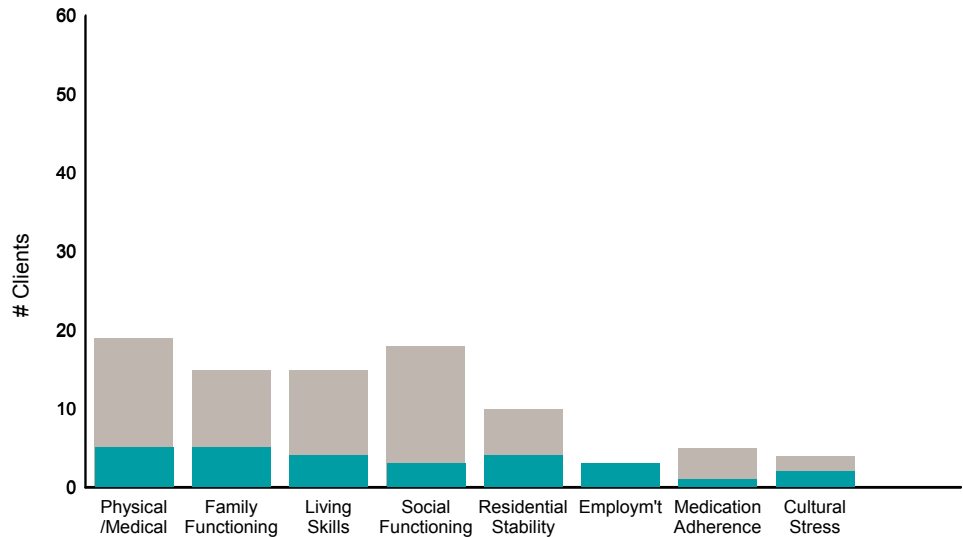


Strengths

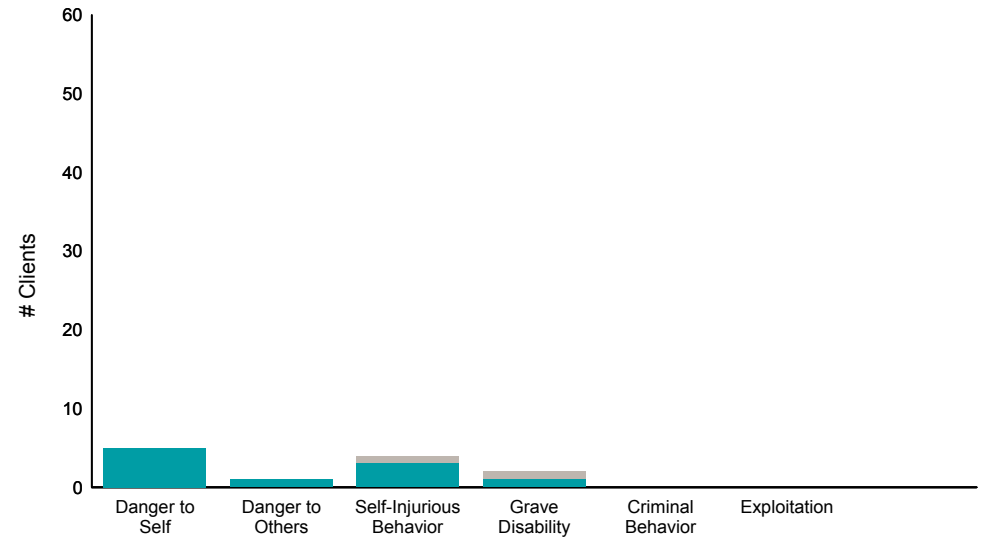


Item	% improvement	Count
Psychosis	25%	6/24
Depression	19%	4/21
Anxiety	43%	12/28
Adjustment to Trauma	26%	5/19
Impulse Control	38%	3/8
Interpersonal Problems	30%	3/10
Substance Use	38%	3/8
Optimism	38%	8/21
Community Connection	32%	8/25
Spiritual /Religious	27%	4/15
Recovery Involvement	56%	5/9

Life Domain Functioning



Risk Behaviors



Item	% improvement	Count
Physical /Medical	26%	5/19
Family Functioning	33%	5/15
Living Skills	27%	4/15
Social Functioning	17%	3/18
Residential Stability	40%	4/10
Employ'm't	100%	3/3
Medication Adherence	20%	1/5
Cultural Stress	50%	2/4
Danger to Self	100%	5/5
Danger to Others	100%	1/1
Self-Injurious Behavior	75%	3/4
Grave Disability	50%	1/2
Criminal Behavior	0%	0/0
Exploitation	0%	0/0

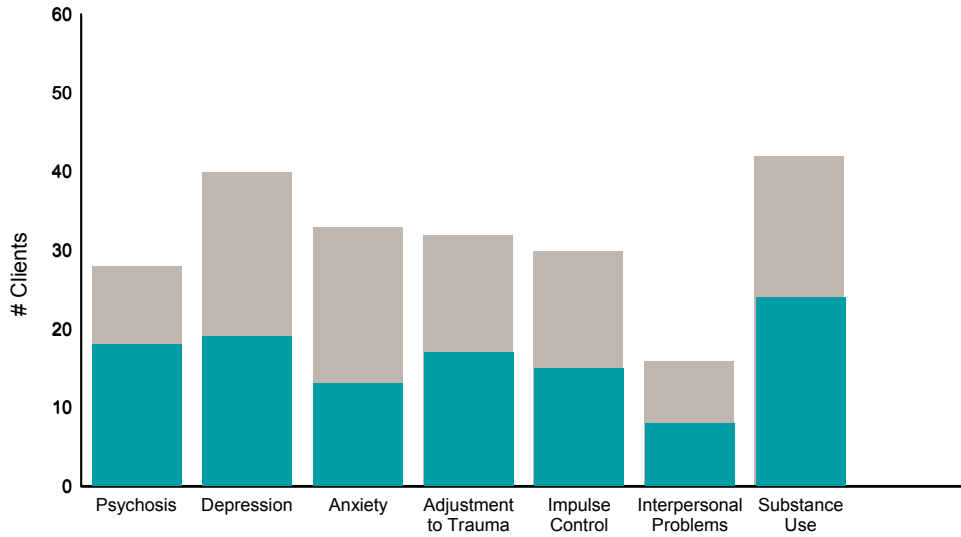
Cortland House Residential Prog (38631)

Didn't Improve
Improved

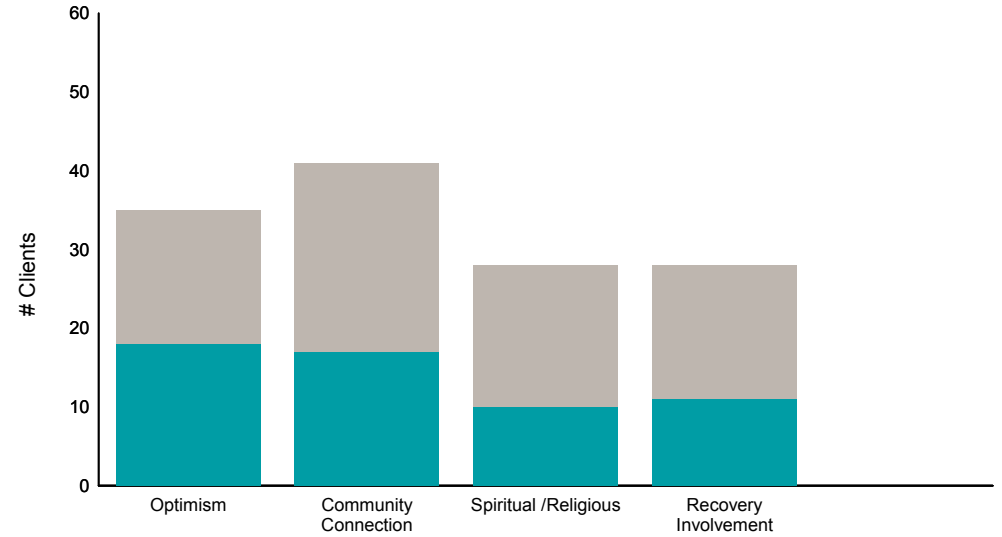
This report looks at current ANSAs to see how many clients improved on items rated 2 or 3 from the prior ANSA.

Num of episodes w/ min. 2 ANSAs: 51 Average days between ANSAs: 62.8 % clients improved on min. 30% of actionable items: **65% (= 33/51)**

Behavioral Health Domain

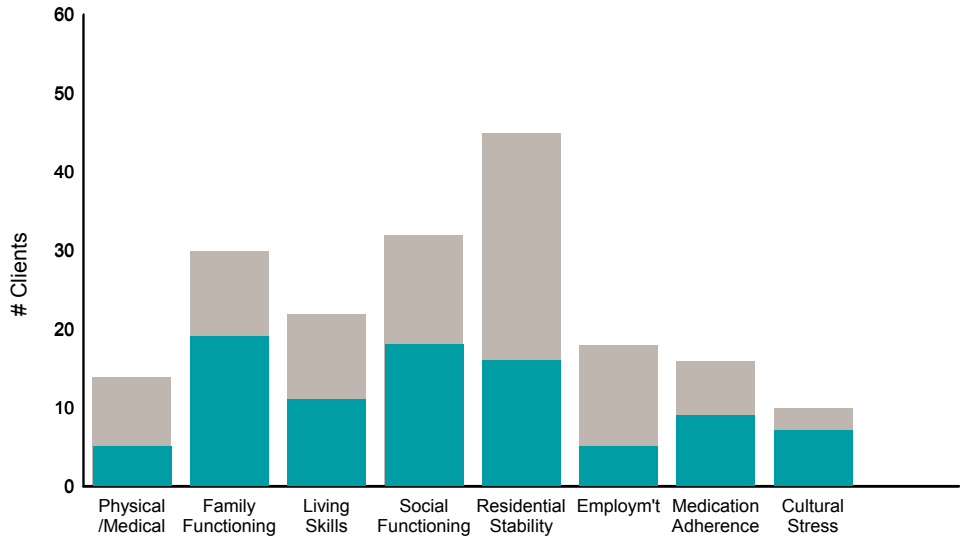


Strengths

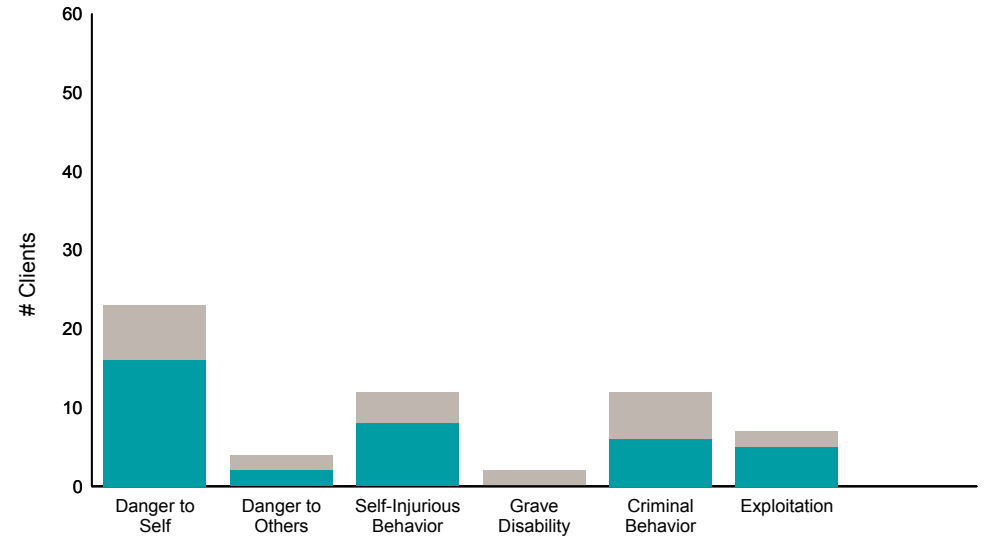


Item	% improvement
Psychosis	64% (18/28)
Depression	48% (19/40)
Anxiety	39% (13/33)
Adjustment to Trauma	53% (17/32)
Impulse Control	50% (15/30)
Interpersonal Problems	50% (8/16)
Substance Use	57% (24/42)
Optimism	51% (18/35)
Community Connection	41% (17/41)
Spiritual /Religious	36% (10/28)
Recovery Involvement	39% (11/28)

Life Domain Functioning



Risk Behaviors



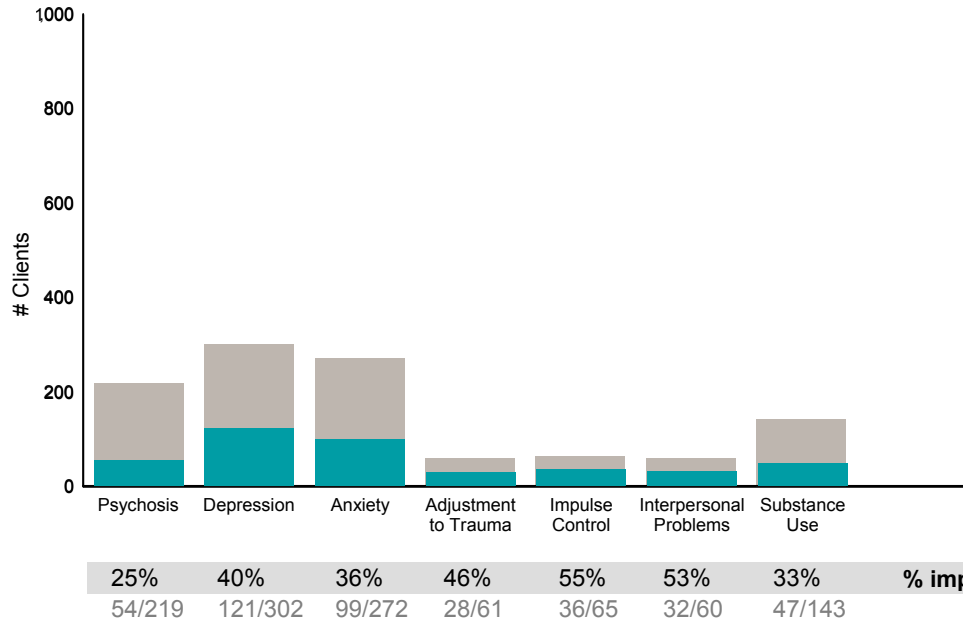
Item	% improvement
Physical /Medical	36% (5/14)
Family Functioning	63% (19/30)
Living Skills	50% (11/22)
Social Functioning	56% (18/32)
Residential Stability	36% (16/45)
Employ'm't	28% (5/18)
Medication Adherence	56% (9/16)
Cultural Stress	70% (7/10)
Danger to Self	70% (16/23)
Danger to Others	50% (2/4)
Self-Injurious Behavior	67% (8/12)
Grave Disability	0% (0/2)
Criminal Behavior	50% (6/12)
Exploitation	71% (5/7)

Didn't Improve
 Improved

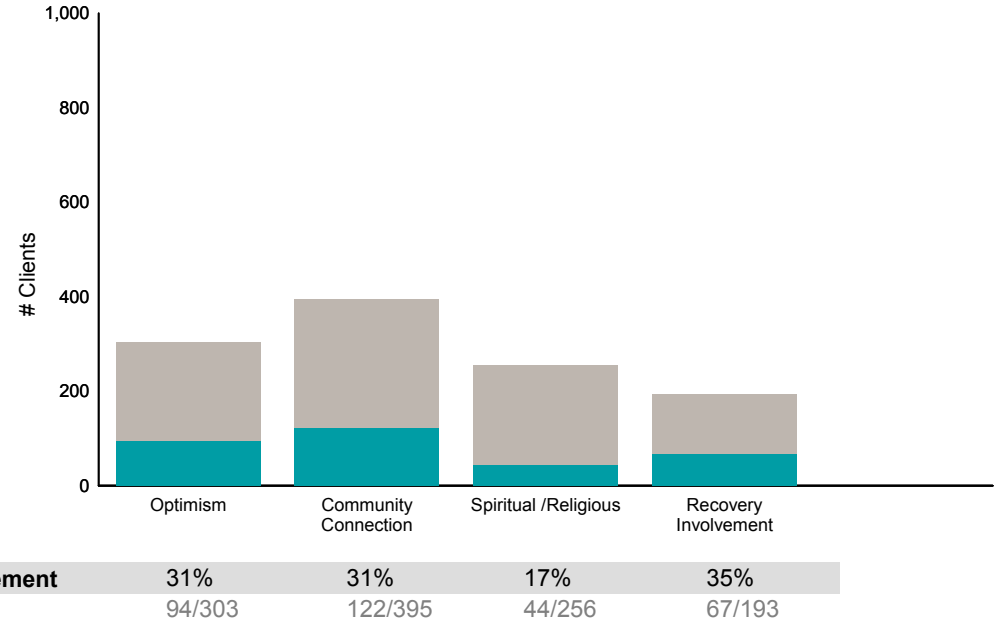
This report looks at current ANSAs to see how many clients improved on items rated 2 or 3 from the prior ANSA.

Num of episodes w/ min. 2 ANSAs: 998 Average days between ANSAs: 384.0 % clients improved on min. 30% of actionable items: **48% (= 399/826)**

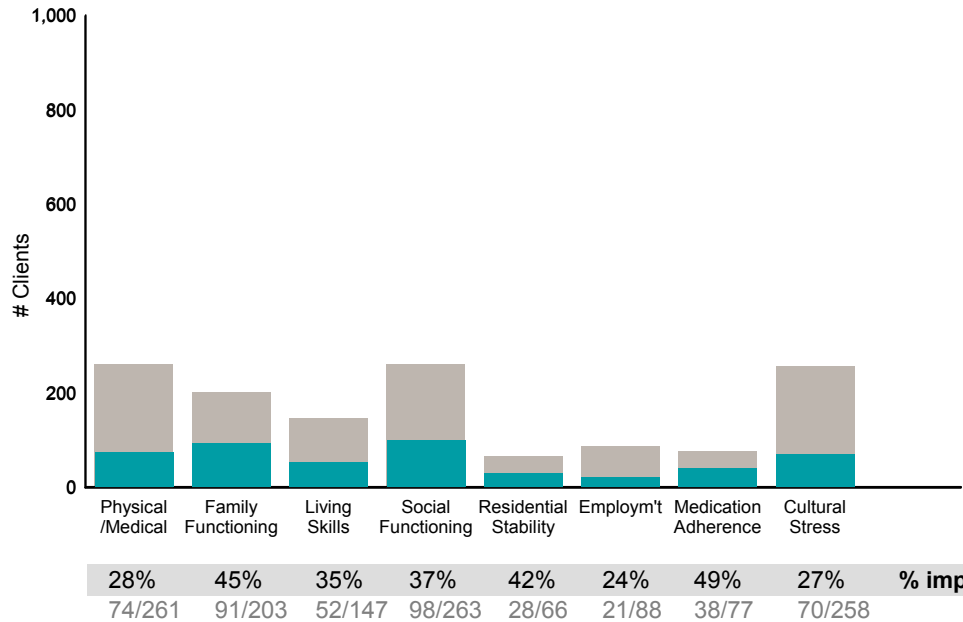
Behavioral Health Domain



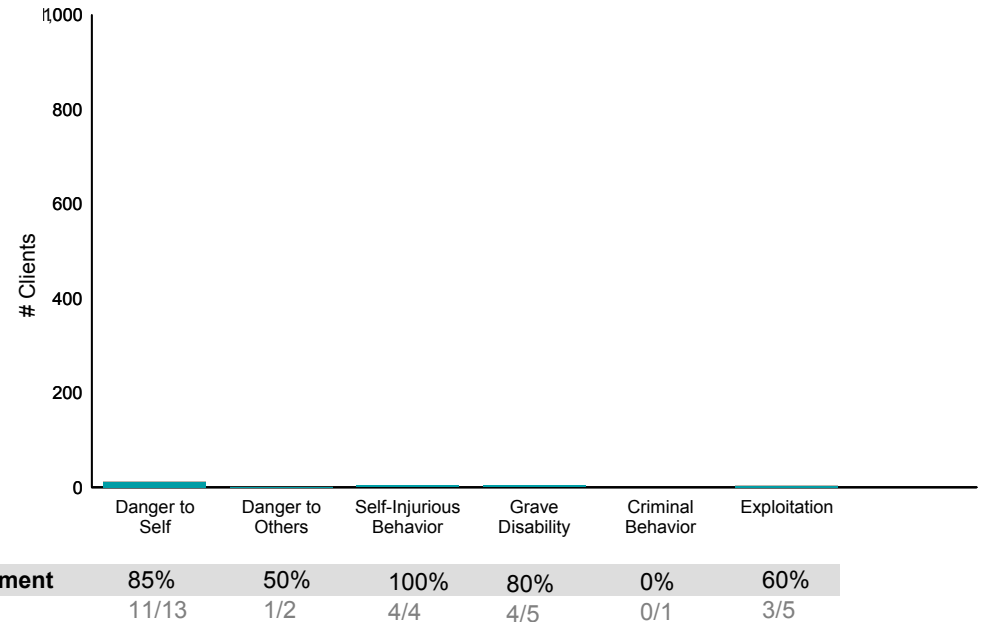
Strengths



Life Domain Functioning



Risk Behaviors



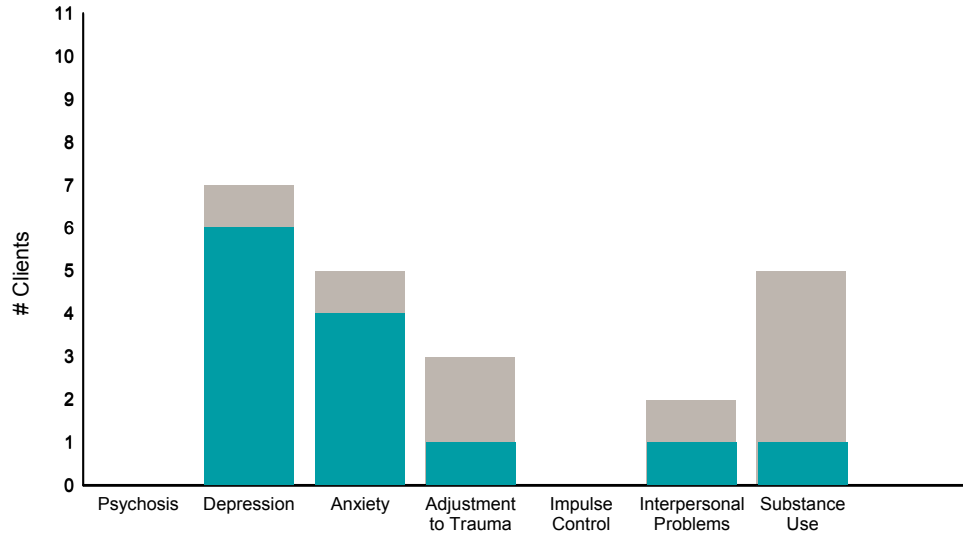
Curry Senior Center Behavioral H(38ISBH)

Didn't Improve
Improved

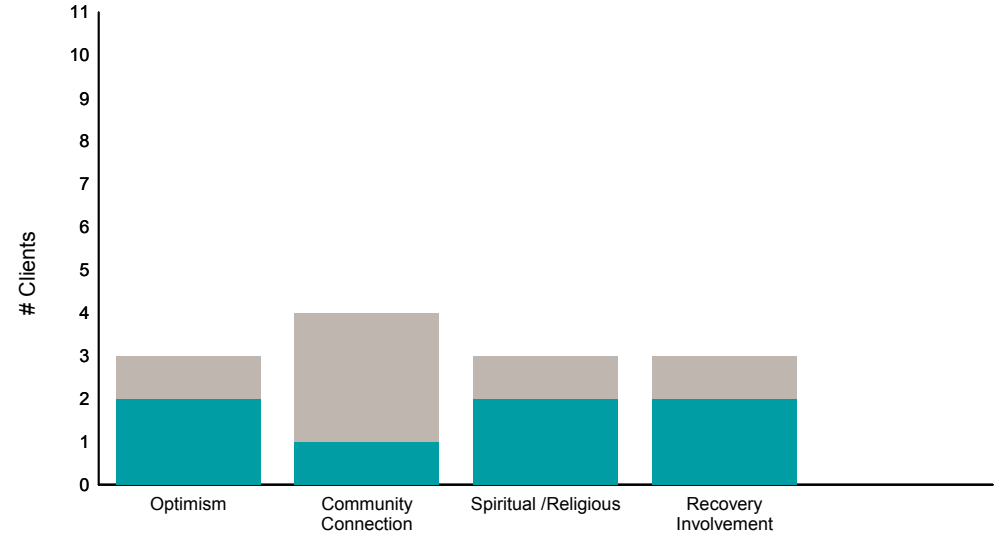
This report looks at current ANSAs to see how many clients improved on items rated 2 or 3 from the prior ANSA.

Num of episodes w/ min. 2 ANSAs: 11 Average days between ANSAs: 466.5 % clients improved on min. 30% of actionable items: **56% (= 5/9)**

Behavioral Health Domain

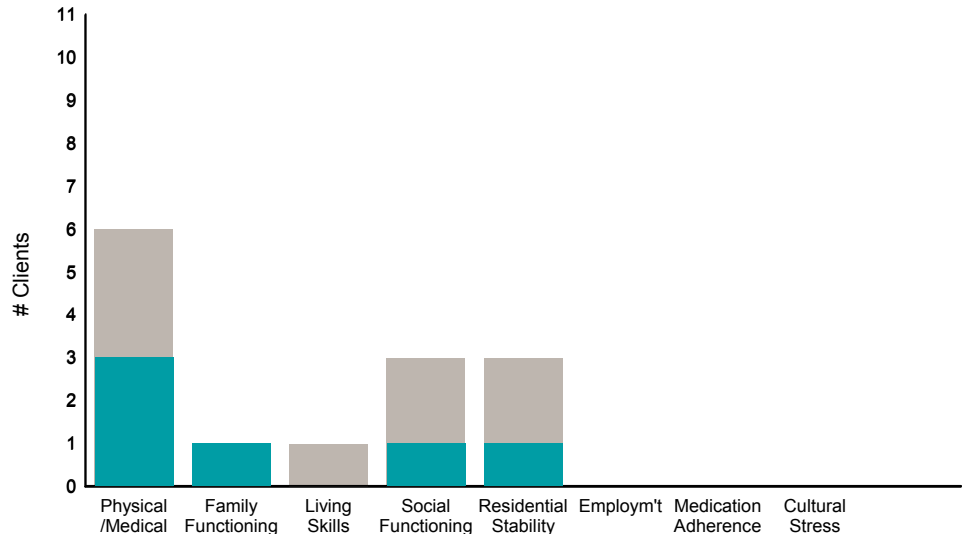


Strengths



0%	86%	80%	33%	0%	50%	20%	% improvement	67%	25%	67%	67%
0/0	6/7	4/5	1/3	0/0	1/2	1/5		2/3	1/4	2/3	2/3

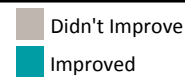
Life Domain Functioning



Risk Behaviors



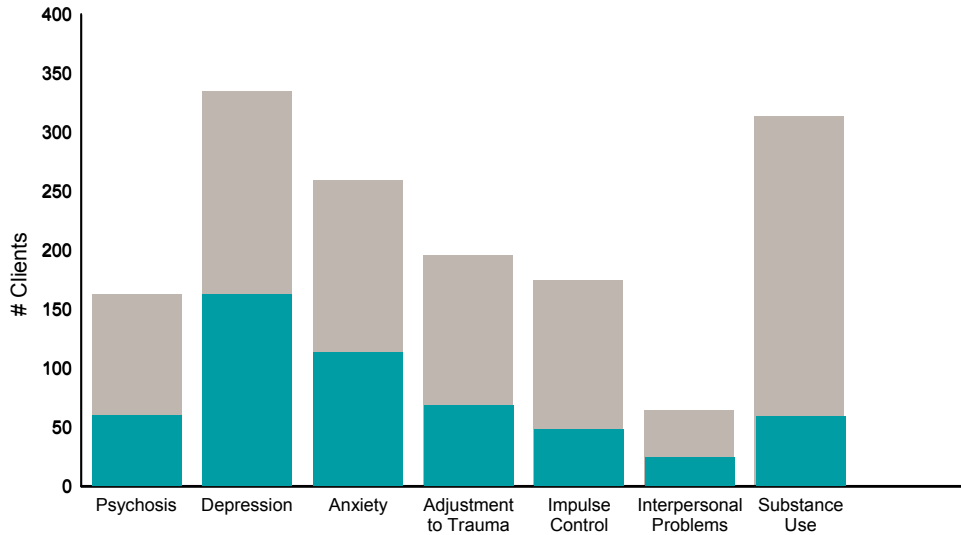
50%	100%	0%	33%	33%	0%	0%	0%	% improvement	0%	0%	0%	0%	0%	0%
3/6	1/1	0/1	1/3	1/3	0/0	0/0	0/0		0/0	0/0	0/0	0/0	0/0	0/0



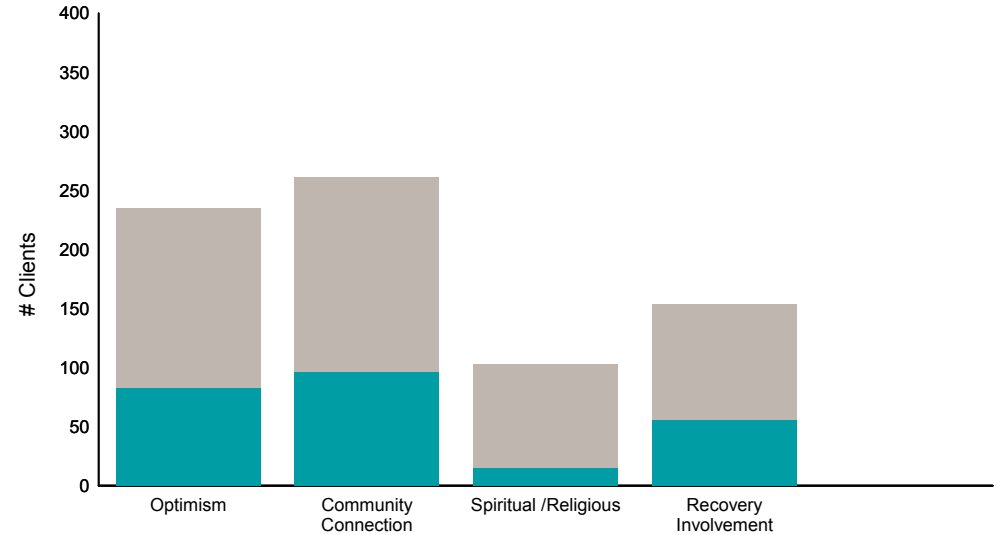
This report looks at current ANSAs to see how many clients improved on items rated 2 or 3 from the prior ANSA.

Num of episodes w/ min. 2 ANSAs: 370 Average days between ANSAs: 37.1 % clients improved on min. 30% of actionable items: **55% (= 204/369)**

Behavioral Health Domain

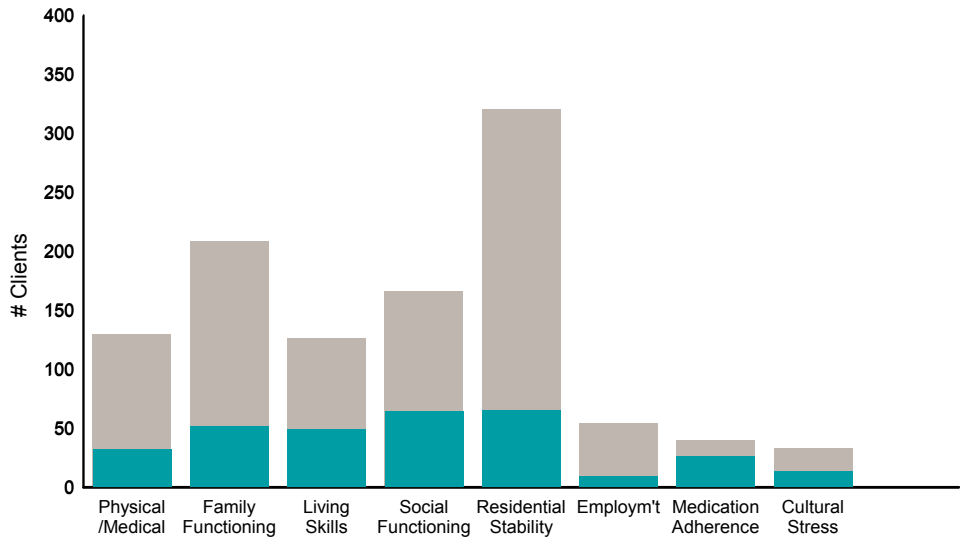


Strengths

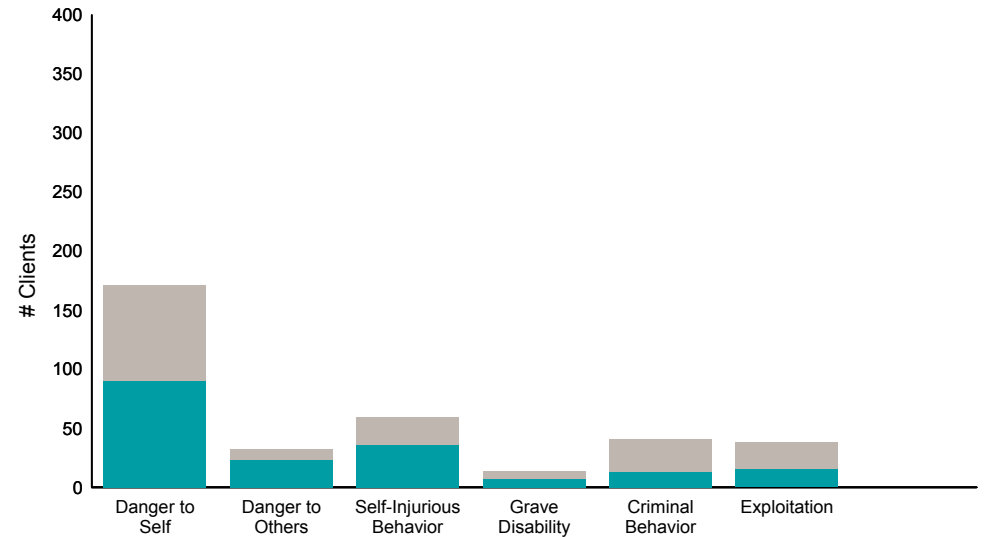


Behavioral Health Domain							% improvement	Strengths			
37%	48%	43%	35%	27%	37%	19%	35%	37%	15%	36%	
60/163	162/335	113/260	68/196	48/175	24/65	59/314	83/235	96/261	15/103	55/154	

Life Domain Functioning



Risk Behaviors



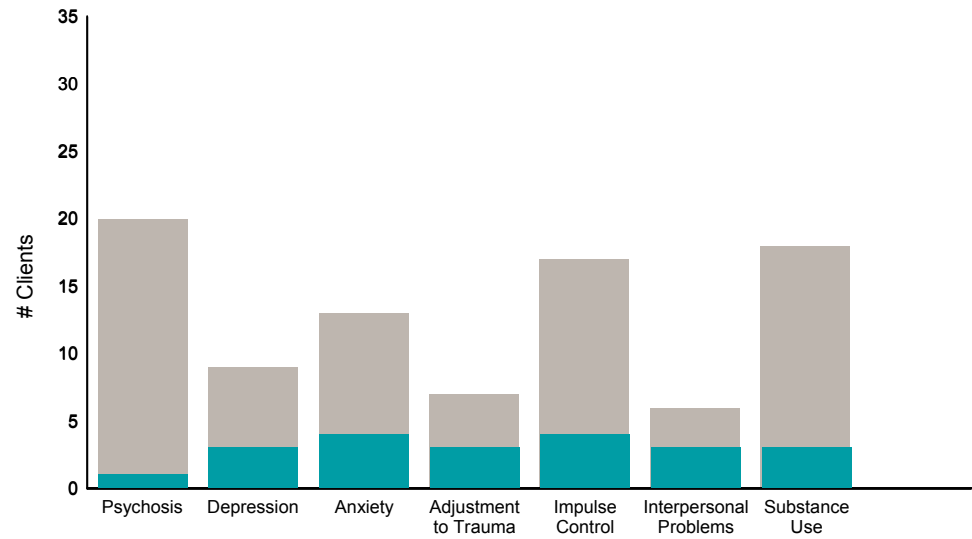
Life Domain Functioning								% improvement	Risk Behaviors					
25%	24%	39%	38%	20%	16%	65%	38%	53%	72%	61%	50%	32%	39%	
32/130	51/209	49/127	64/167	65/321	9/55	26/40	13/34	90/171	23/32	36/59	7/14	13/41	15/38	

Dorine Loso House Resid and Day Tx (38GH1, 38GH2, EPISODE)

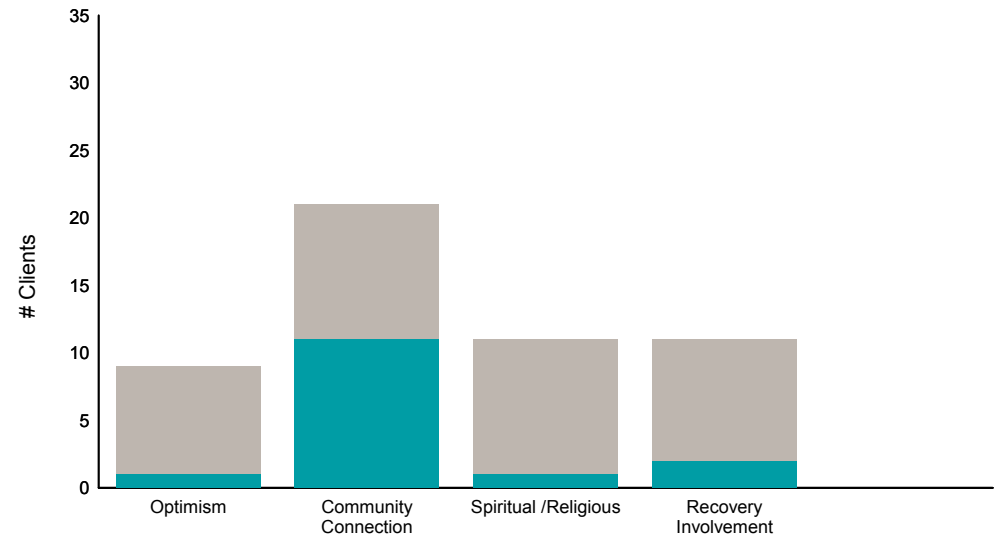
Didn't Improve
 Improved
 This report looks at current ANSAs to see how many clients improved on items rated 2 or 3 from the prior ANSA.

Num of episodes w/ min. 2 ANSAs: 32 Average days between ANSAs: 106.0 % clients improved on min. 30% of actionable items: **47% (= 14/30)**

Behavioral Health Domain

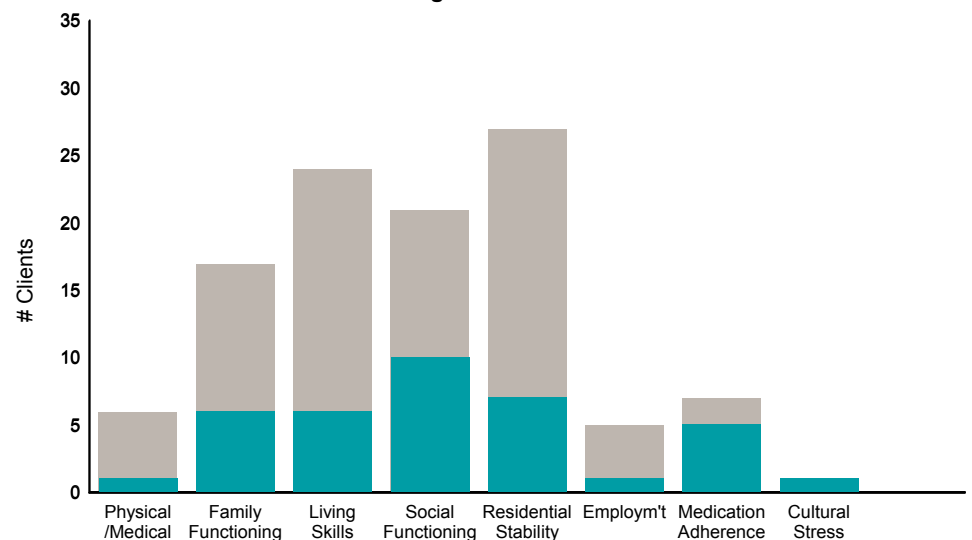


Strengths

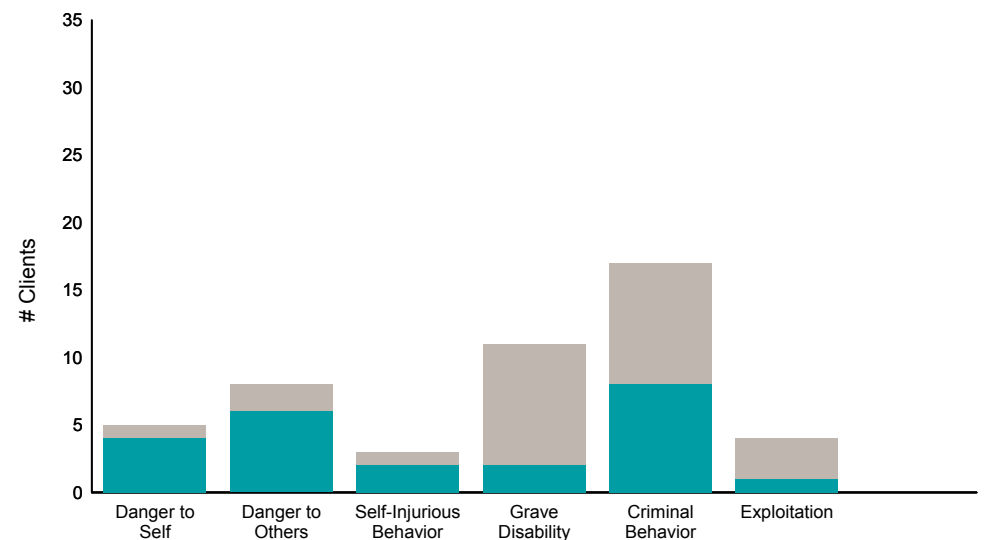


5%	33%	31%	43%	24%	50%	17%	% improvement	11%	52%	9%	18%
1/20	3/9	4/13	3/7	4/17	3/6	3/18		1/9	11/21	1/11	2/11

Life Domain Functioning



Risk Behaviors



17%	35%	25%	48%	26%	20%	71%	% improvement	80%	75%	67%	18%	47%	25%
1/6	6/17	6/24	10/21	7/27	1/5	5/7		4/5	6/8	2/3	2/11	8/17	1/4


This report reflects data from 7/1/2016 - 6/30/2017

Didn't Improve
 Improved

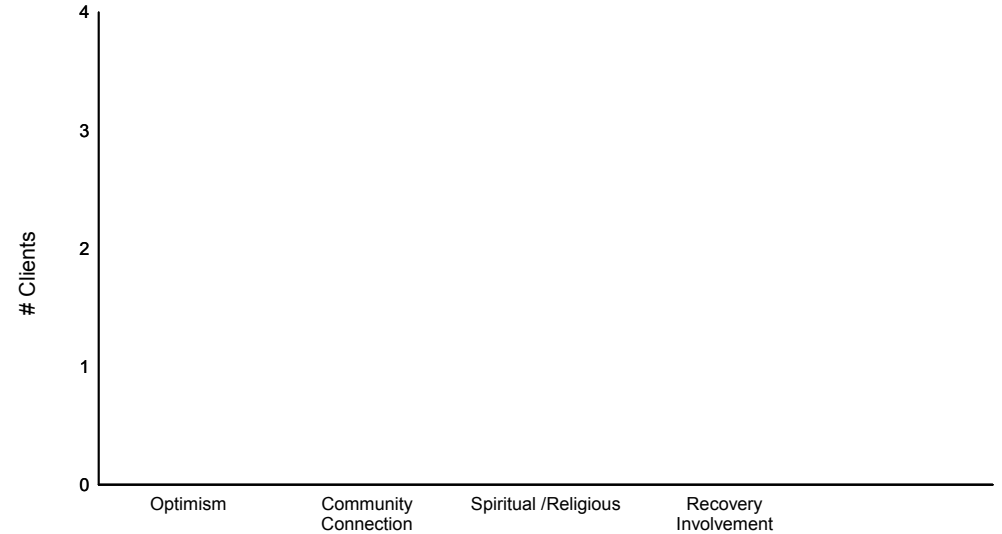
This report looks at current ANSAs to see how many clients improved on items rated 2 or 3 from the prior ANSA.

Num of episodes w/ min. 2 ANSAs: 4 Average days between ANSAs: 602.3 % clients improved on min. 30% of actionable items: **33% (= 1/3)**

Behavioral Health Domain

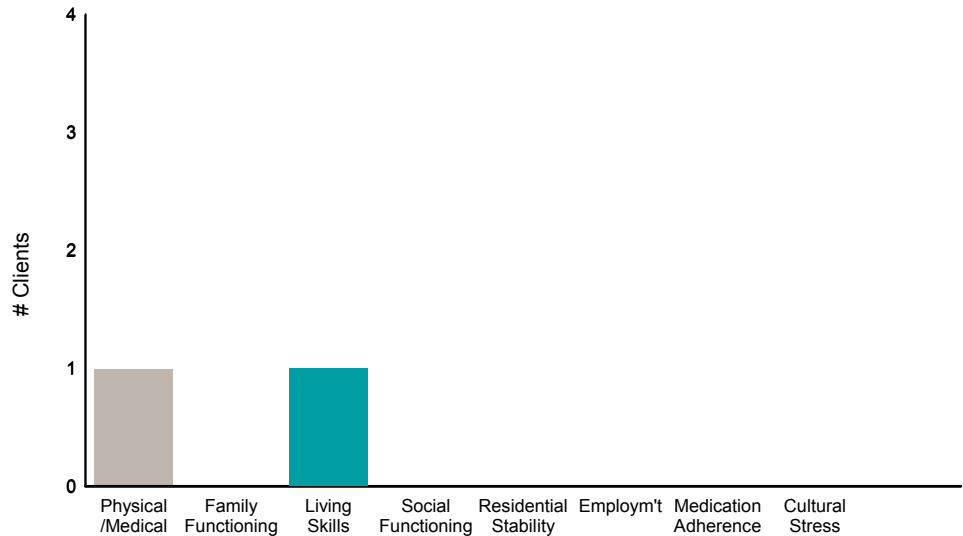


Strengths



100%	0%	0%	0%	0%	0%	0%	% improvement	0%	0%	0%	0%
1/1	0/0	0/0	0/0	0/0	0/0	0/2		0/0	0/0	0/0	0/0

Life Domain Functioning



Risk Behaviors



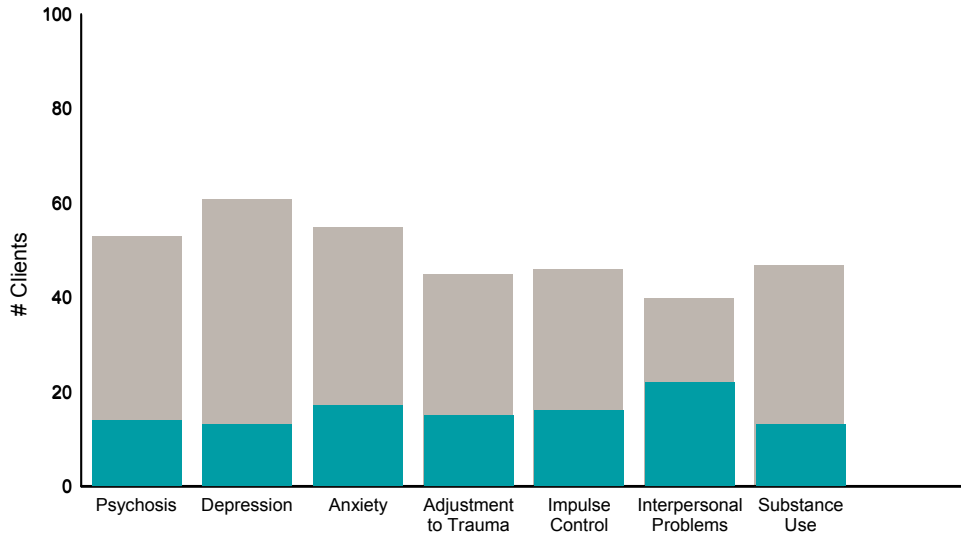
0%	0%	100%	0%	0%	0%	0%	0%	% improvement	0%	0%	0%	0%	0%	0%
0/1	0/0	1/1	0/0	0/0	0/0	0/0	0/0		0/0	0/0	0/0	0/0	0/0	0/0

■ Didn't Improve
■ Improved

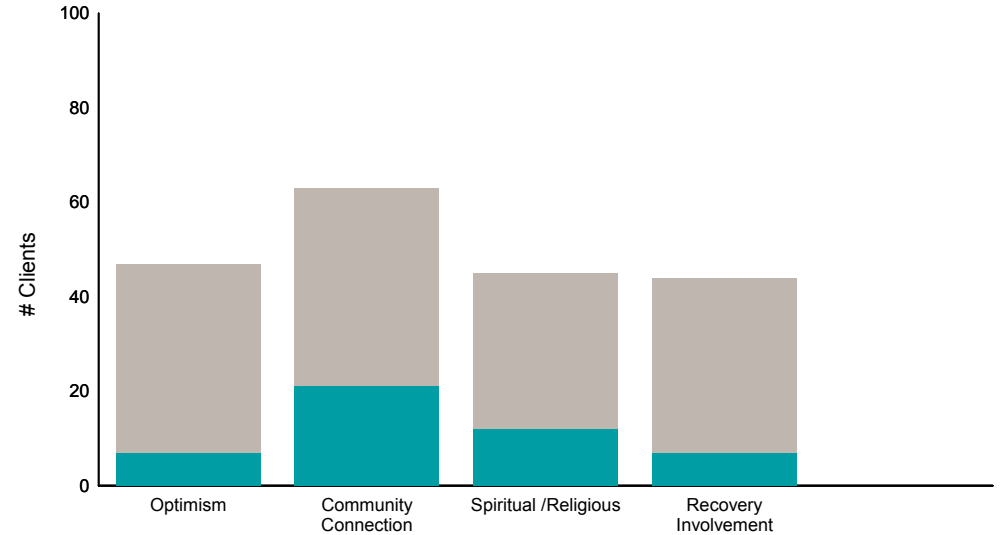
This report looks at current ANSAs to see how many clients improved on items rated 2 or 3 from the prior ANSA.

Num of episodes w/ min. 2 ANSAs: 83 Average days between ANSAs: 315.6 % clients improved on min. 30% of actionable items: **51% (= 42/83)**

Behavioral Health Domain

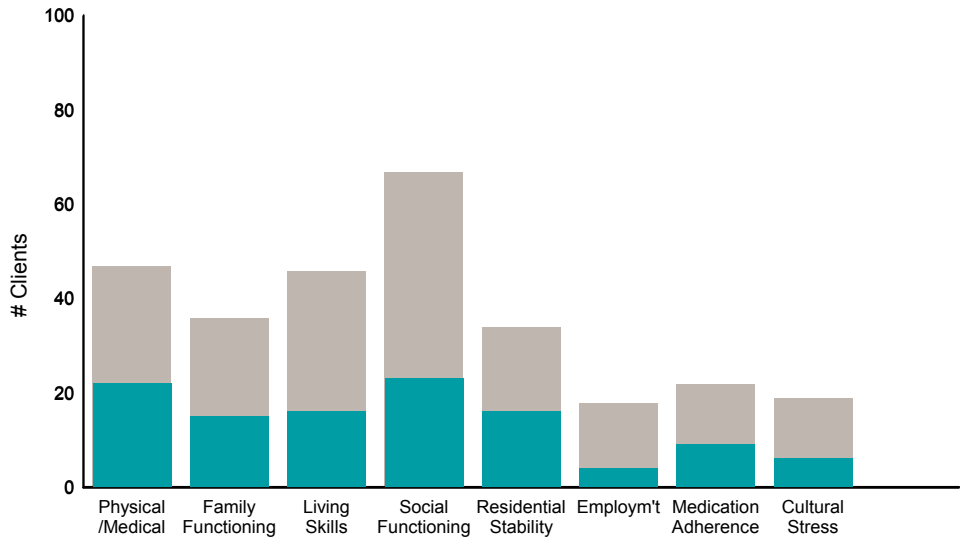


Strengths

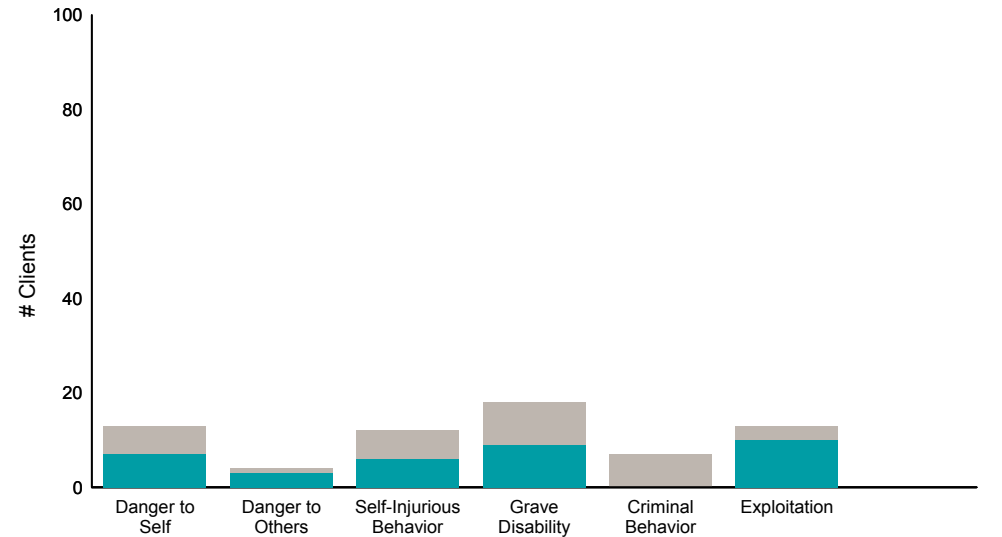


Item	% improvement
Psychosis	26% (14/53)
Depression	21% (13/61)
Anxiety	31% (17/55)
Adjustment to Trauma	33% (15/45)
Impulse Control	35% (16/46)
Interpersonal Problems	55% (22/40)
Substance Use	28% (13/47)
Optimism	15% (7/47)
Community Connection	33% (21/63)
Spiritual /Religious	27% (12/45)
Recovery Involvement	16% (7/44)

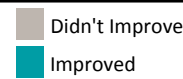
Life Domain Functioning



Risk Behaviors



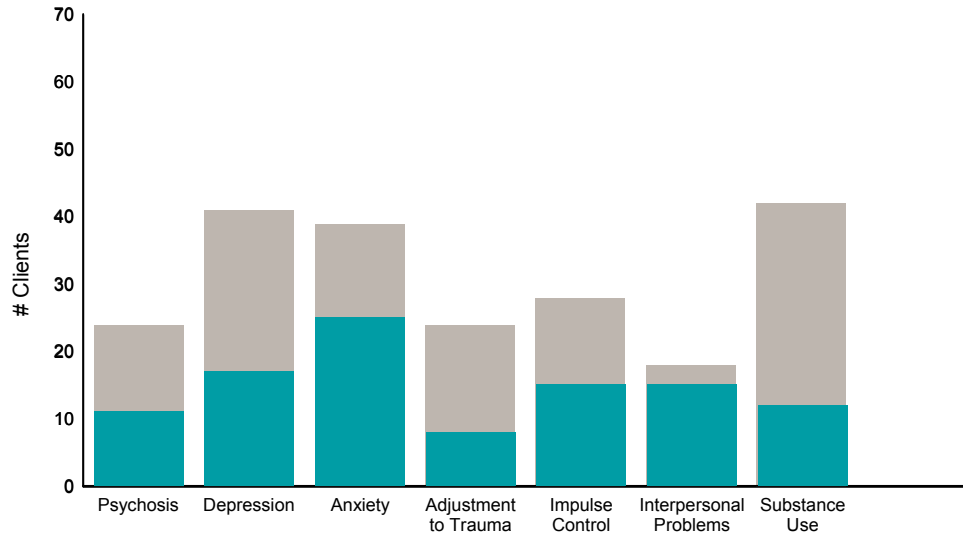
Item	% improvement
Physical /Medical	47% (22/47)
Family Functioning	42% (15/36)
Living Skills	35% (16/46)
Social Functioning	34% (23/67)
Residential Stability	47% (16/34)
Employ'm't	22% (4/18)
Medication Adherence	41% (9/22)
Cultural Stress	32% (6/19)
Danger to Self	54% (7/13)
Danger to Others	75% (3/4)
Self-Injurious Behavior	50% (6/12)
Grave Disability	50% (9/18)
Criminal Behavior	0% (0/7)
Exploitation	77% (10/13)



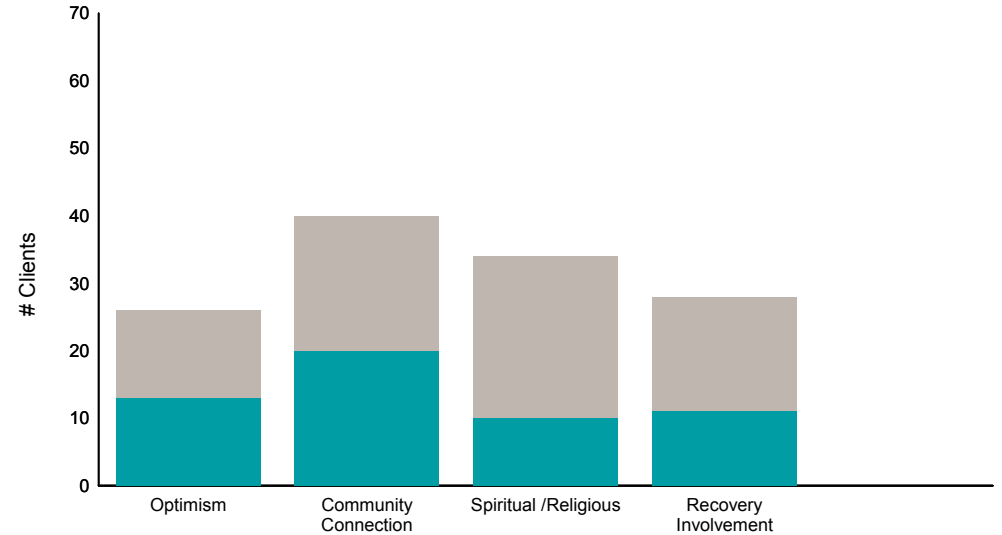
This report looks at current ANSAs to see how many clients improved on items rated 2 or 3 from the prior ANSA.

Num of episodes w/ min. 2 ANSAs: 61 Average days between ANSAs: 318.7 % clients improved on min. 30% of actionable items: **79% (= 48/61)**

Behavioral Health Domain

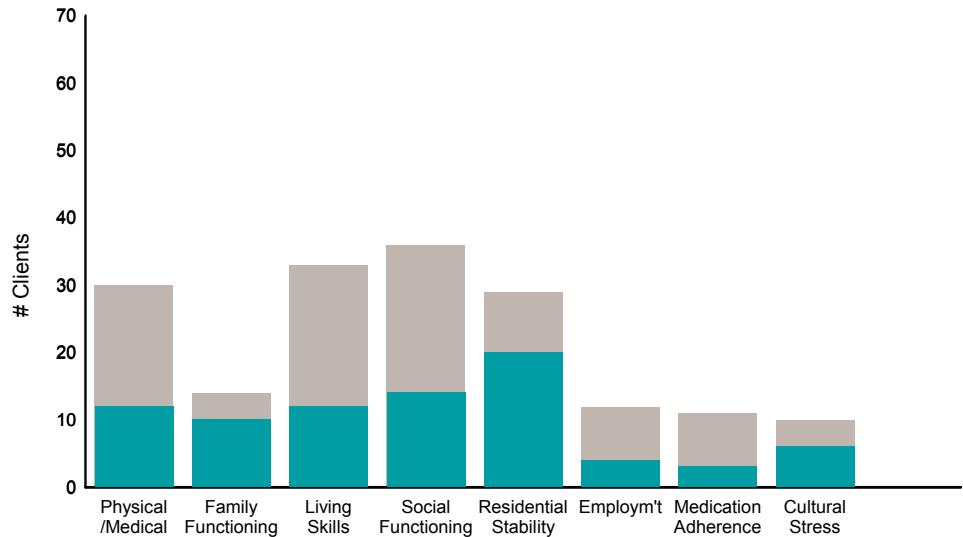


Strengths

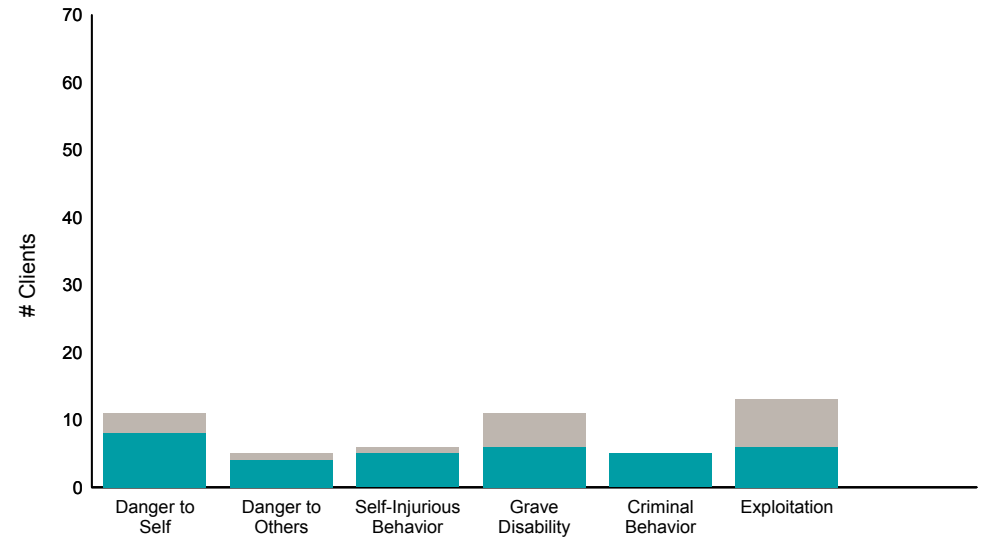


Item	% improvement
Psychosis	46% (11/24)
Depression	41% (17/41)
Anxiety	64% (25/39)
Adjustment to Trauma	33% (8/24)
Impulse Control	54% (15/28)
Interpersonal Problems	83% (15/18)
Substance Use	29% (12/42)
Optimism	50% (13/26)
Community Connection	50% (20/40)
Spiritual /Religious	29% (10/34)
Recovery Involvement	39% (11/28)

Life Domain Functioning



Risk Behaviors



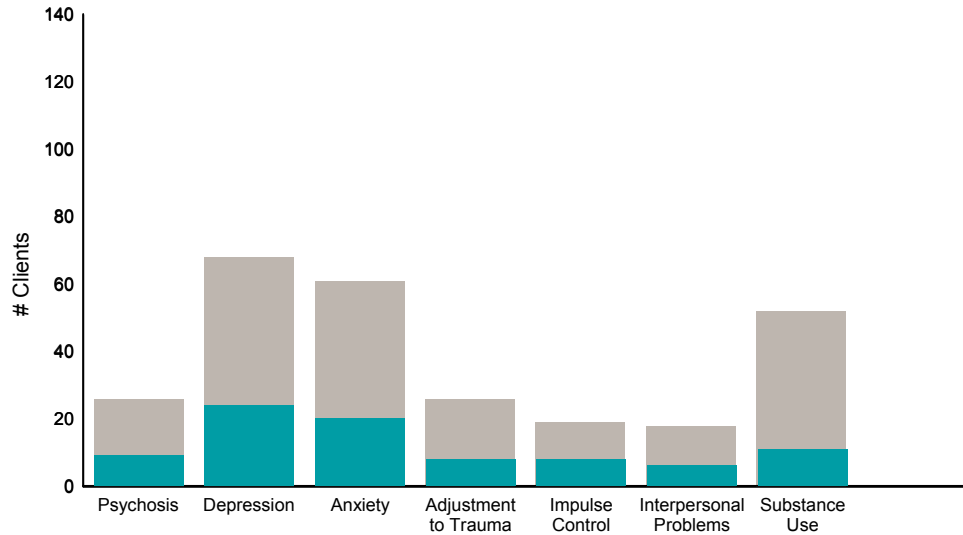
Item	% improvement
Physical /Medical	40% (12/30)
Family Functioning	71% (10/14)
Living Skills	36% (12/33)
Social Functioning	39% (14/36)
Residential Stability	69% (20/29)
Employ'm't	33% (4/12)
Medication Adherence	27% (3/11)
Cultural Stress	60% (6/10)
Danger to Self	73% (8/11)
Danger to Others	80% (4/5)
Self-Injurious Behavior	83% (5/6)
Grave Disability	55% (6/11)
Criminal Behavior	100% (5/5)
Exploitation	46% (6/13)

Didn't Improve
 Improved

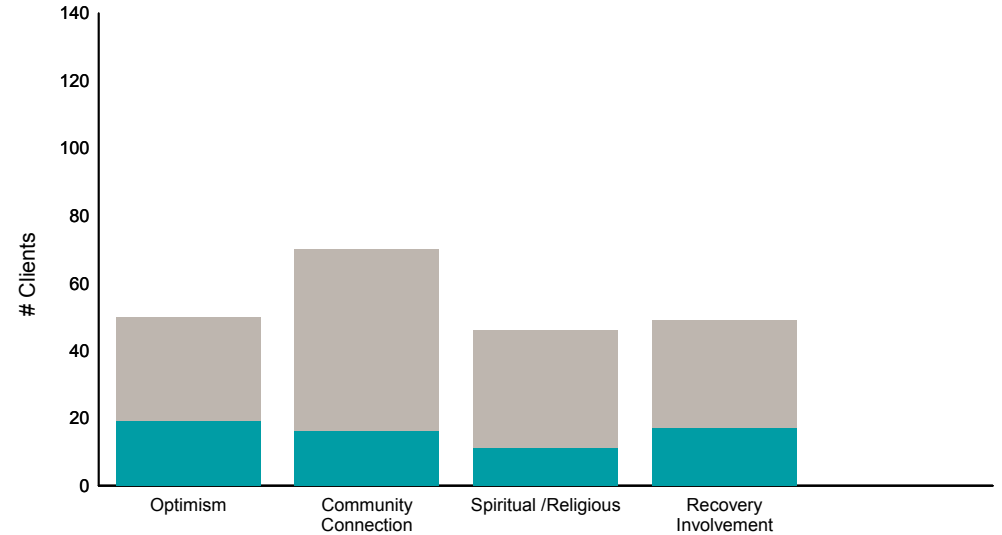
This report looks at current ANSAs to see how many clients improved on items rated 2 or 3 from the prior ANSA.

Num of episodes w/ min. 2 ANSAs: 128 Average days between ANSAs: 319.9 % clients improved on min. 30% of actionable items: **52% (= 64/124)**

Behavioral Health Domain

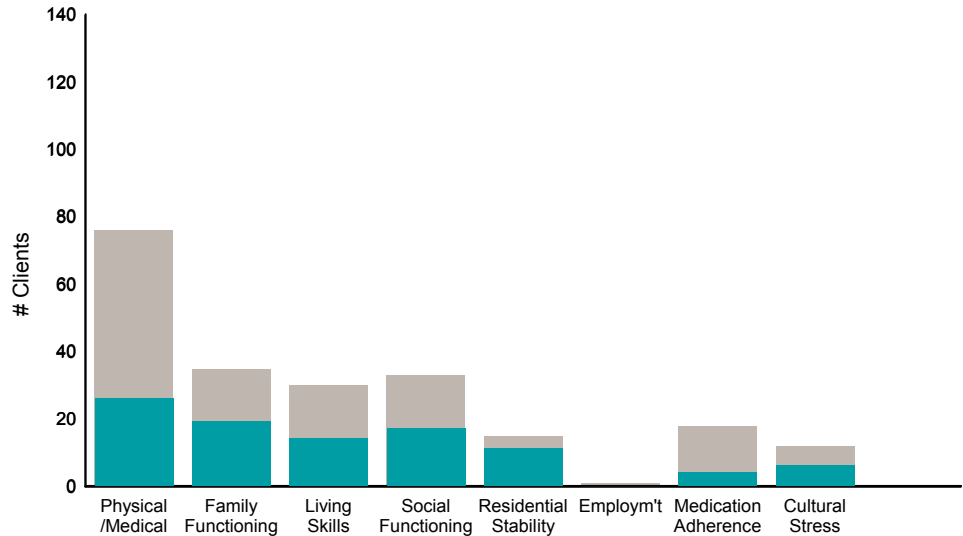


Strengths

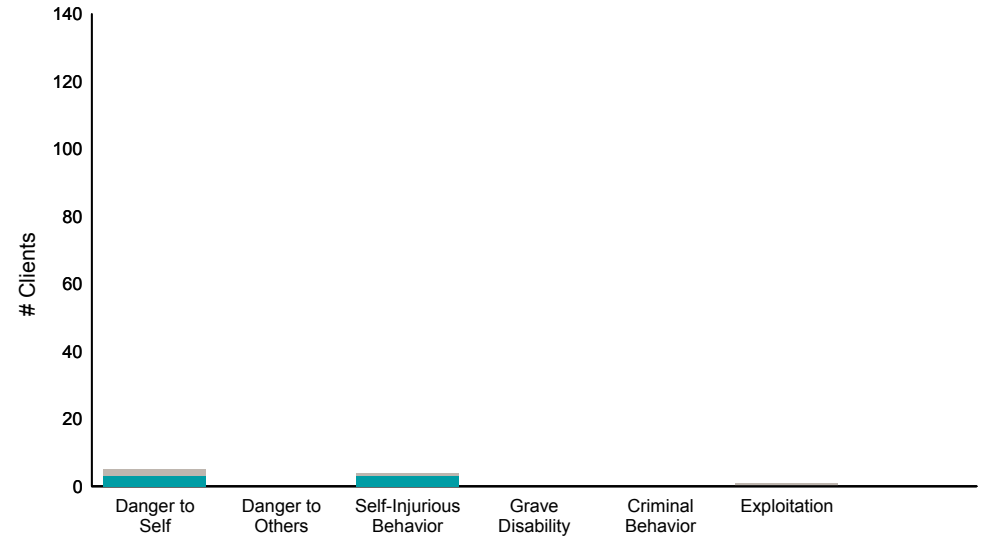


Item	% improvement
Psychosis	35% (9/26)
Depression	35% (24/68)
Anxiety	33% (20/61)
Adjustment to Trauma	31% (8/26)
Impulse Control	42% (8/19)
Interpersonal Problems	33% (6/18)
Substance Use	21% (11/52)
Optimism	38% (19/50)
Community Connection	23% (16/70)
Spiritual /Religious	24% (11/46)
Recovery Involvement	35% (17/49)

Life Domain Functioning



Risk Behaviors



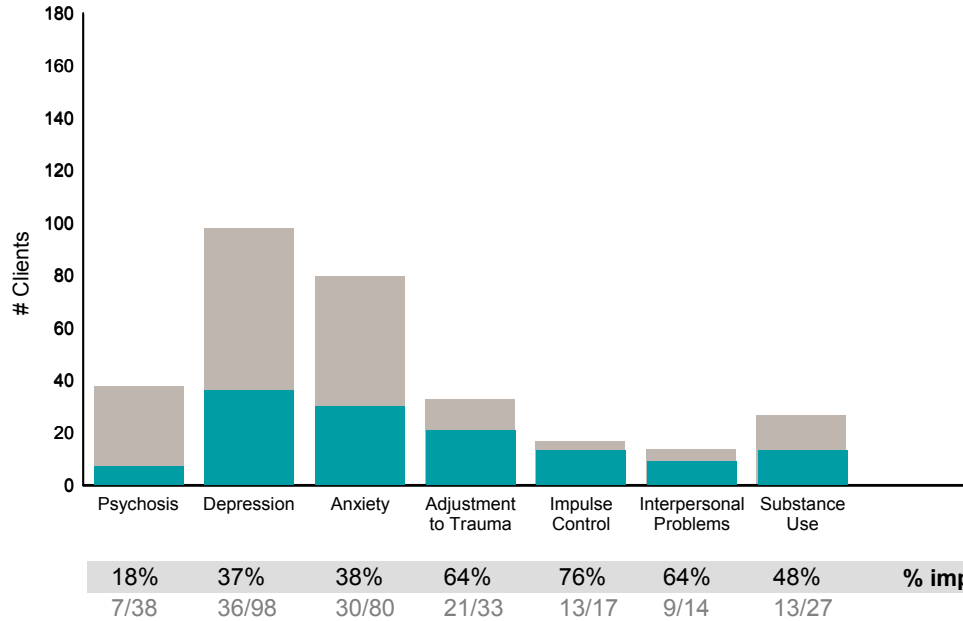
Item	% improvement
Physical /Medical	34% (26/76)
Family Functioning	54% (19/35)
Living Skills	47% (14/30)
Social Functioning	52% (17/33)
Residential Stability	73% (11/15)
Employ'm't	0% (0/1)
Medication Adherence	22% (4/18)
Cultural Stress	50% (6/12)
Danger to Self	60% (3/5)
Danger to Others	0% (0/0)
Self-Injurious Behavior	75% (3/4)
Grave Disability	0% (0/0)
Criminal Behavior	0% (0/0)
Exploitation	0% (0/1)

Didn't Improve
 Improved

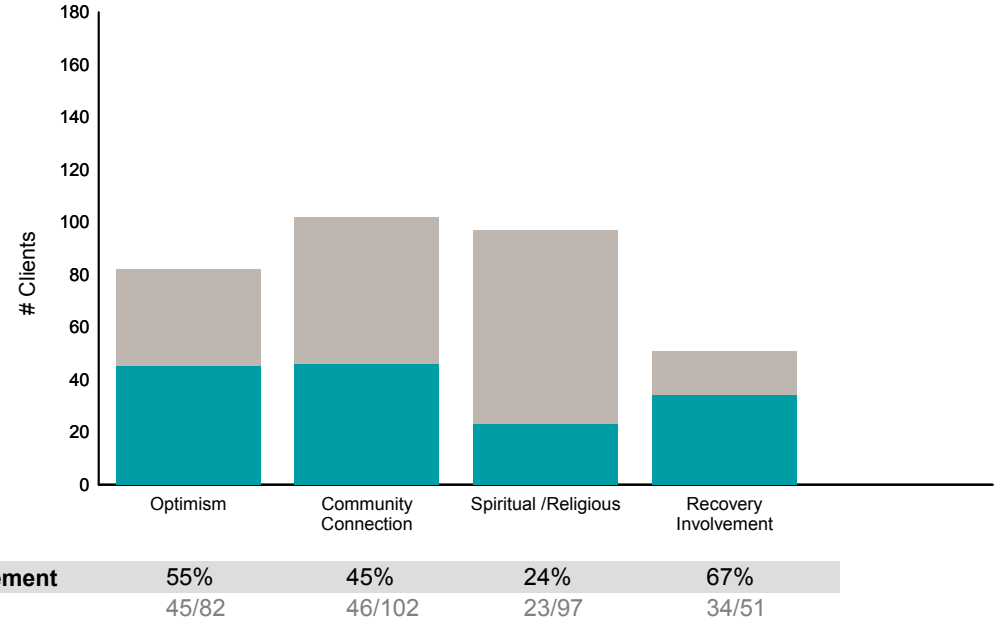
This report looks at current ANSAs to see how many clients improved on items rated 2 or 3 from the prior ANSA.

Num of episodes w/ min. 2 ANSAs: 165 Average days between ANSAs: 311.9 % clients improved on min. 30% of actionable items: **76% (= 123/162)**

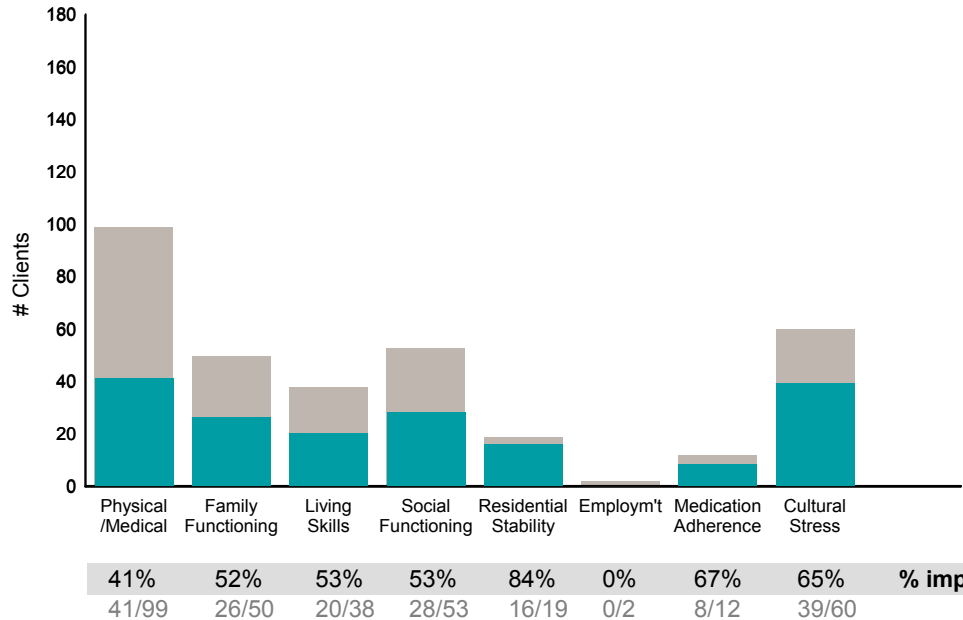
Behavioral Health Domain



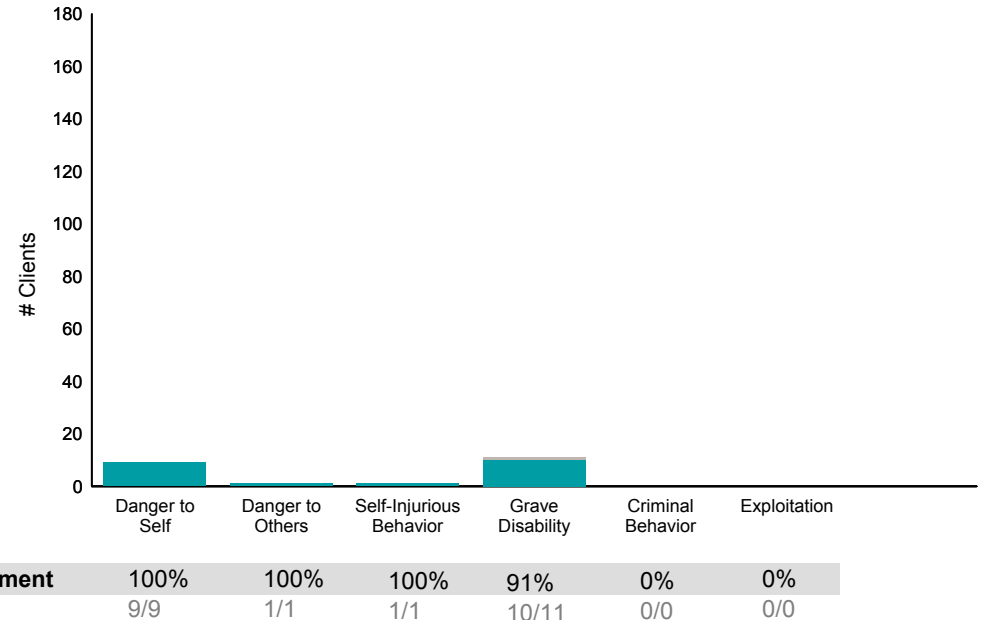
Strengths



Life Domain Functioning



Risk Behaviors

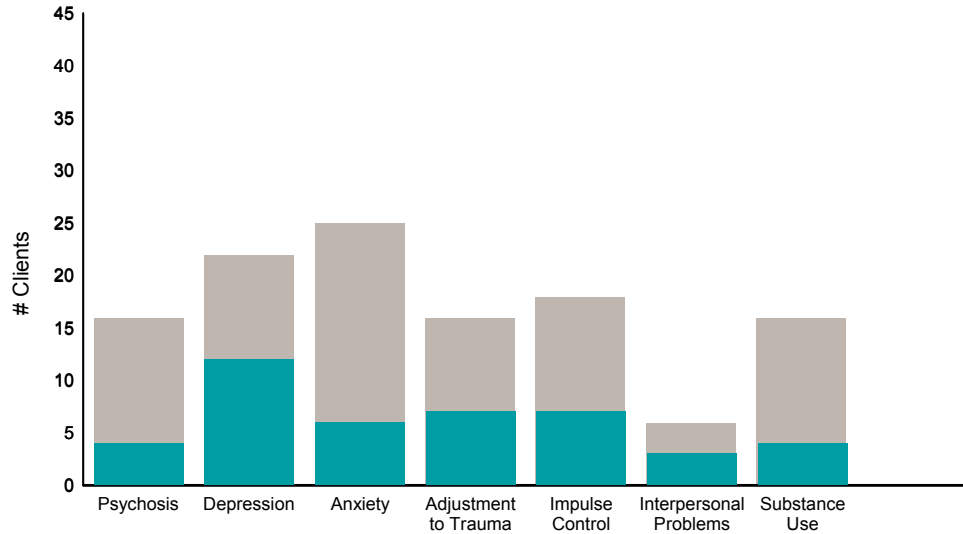


Didn't Improve
 Improved

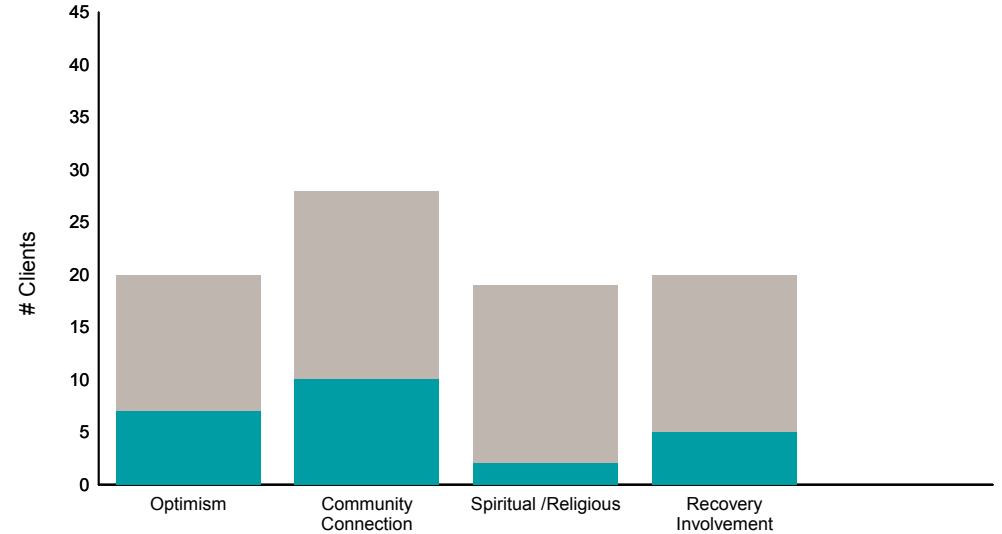
This report looks at current ANSAs to see how many clients improved on items rated 2 or 3 from the prior ANSA.

Num of episodes w/ min. 2 ANSAs: 41 Average days between ANSAs: 266.9 % clients improved on min. 30% of actionable items: **56% (= 23/41)**

Behavioral Health Domain

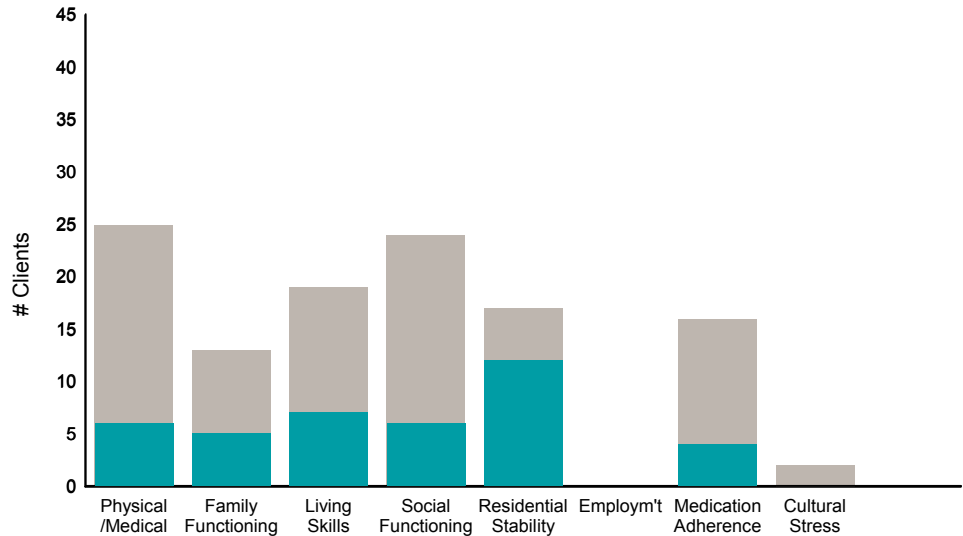


Strengths

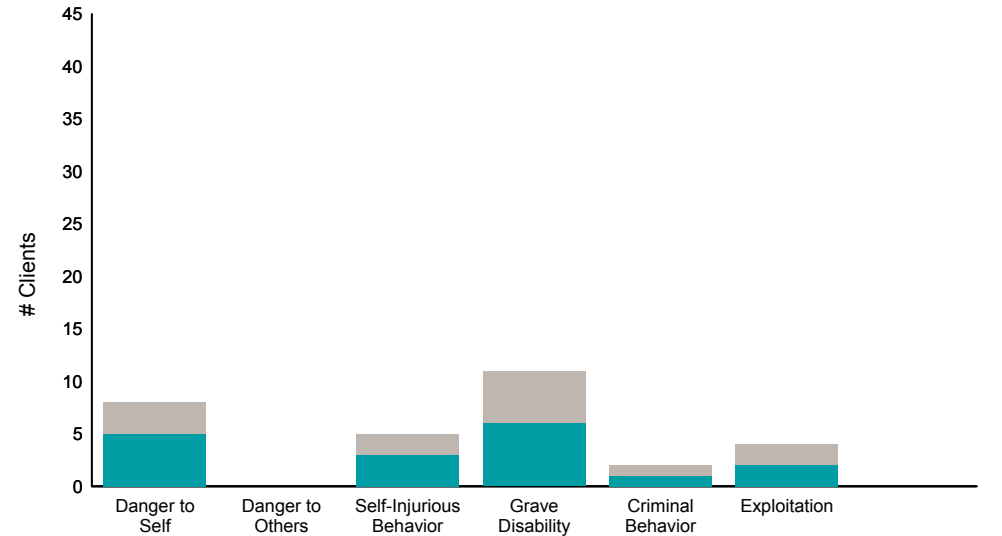


Item	% improvement	Count
Psychosis	25%	4/16
Depression	55%	12/22
Anxiety	24%	6/25
Adjustment to Trauma	44%	7/16
Impulse Control	39%	7/18
Interpersonal Problems	50%	3/6
Substance Use	25%	4/16
Optimism	35%	7/20
Community Connection	36%	10/28
Spiritual /Religious	11%	2/19
Recovery Involvement	25%	5/20

Life Domain Functioning



Risk Behaviors



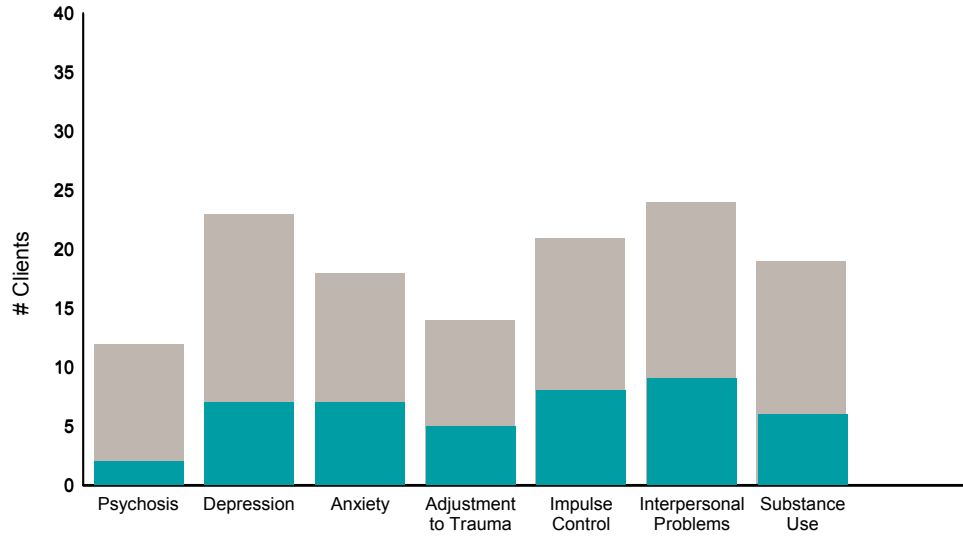
Item	% improvement	Count
Physical /Medical	24%	6/25
Family Functioning	38%	5/13
Living Skills	37%	7/19
Social Functioning	25%	6/24
Residential Stability	71%	12/17
Employ'm't	0%	0/0
Medication Adherence	25%	4/16
Cultural Stress	0%	0/2
Danger to Self	63%	5/8
Danger to Others	0%	0/0
Self-Injurious Behavior	60%	3/5
Grave Disability	55%	6/11
Criminal Behavior	50%	1/2
Exploitation	50%	2/4

■ Didn't Improve
■ Improved

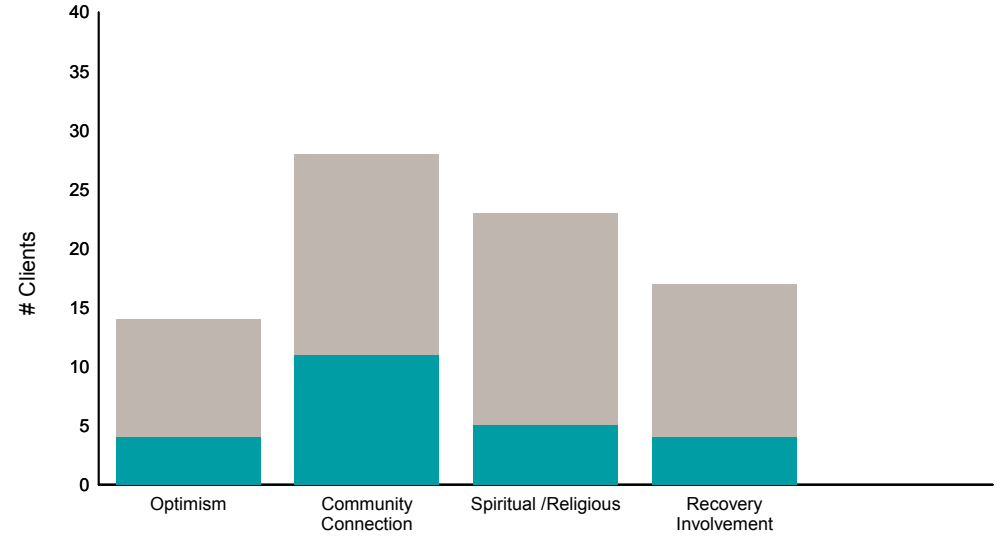
This report looks at current ANSAs to see how many clients improved on items rated 2 or 3 from the prior ANSA.

Num of episodes w/ min. 2 ANSAs: 38 Average days between ANSAs: 297.2 % clients improved on min. 30% of actionable items: **63% (= 24/38)**

Behavioral Health Domain

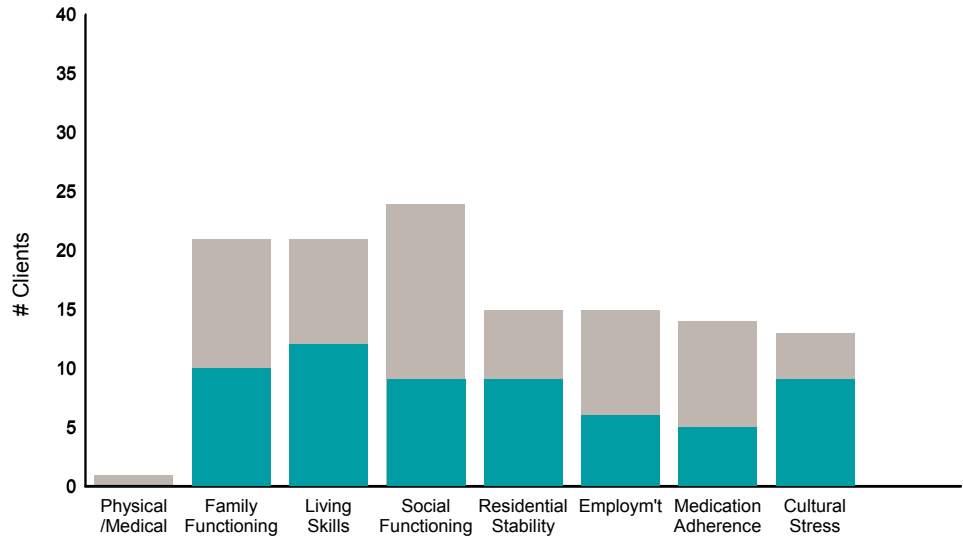


Strengths

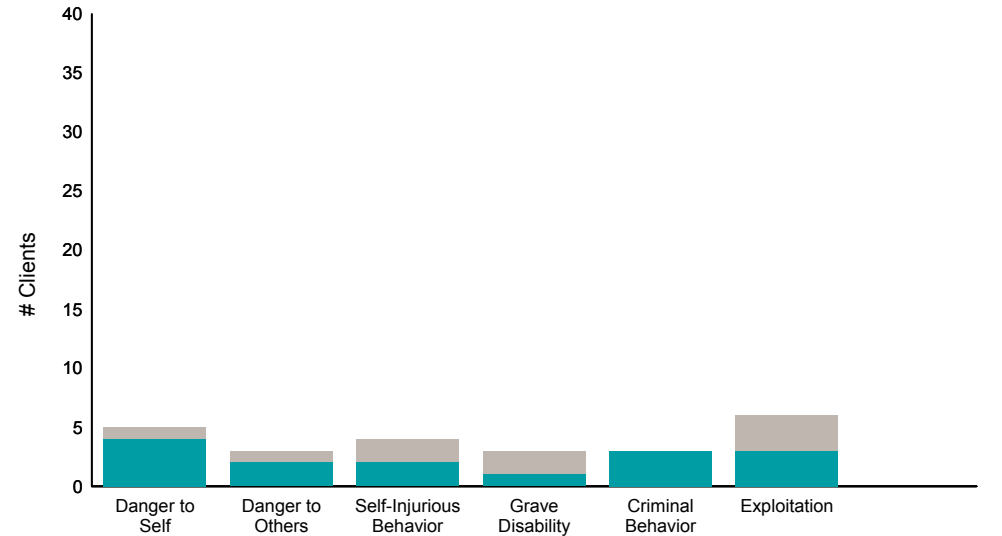


Item	% improvement
Psychosis	17% (2/12)
Depression	30% (7/23)
Anxiety	39% (7/18)
Adjustment to Trauma	36% (5/14)
Impulse Control	38% (8/21)
Interpersonal Problems	38% (9/24)
Substance Use	32% (6/19)
Optimism	29% (4/14)
Community Connection	39% (11/28)
Spiritual /Religious	22% (5/23)
Recovery Involvement	24% (4/17)

Life Domain Functioning



Risk Behaviors



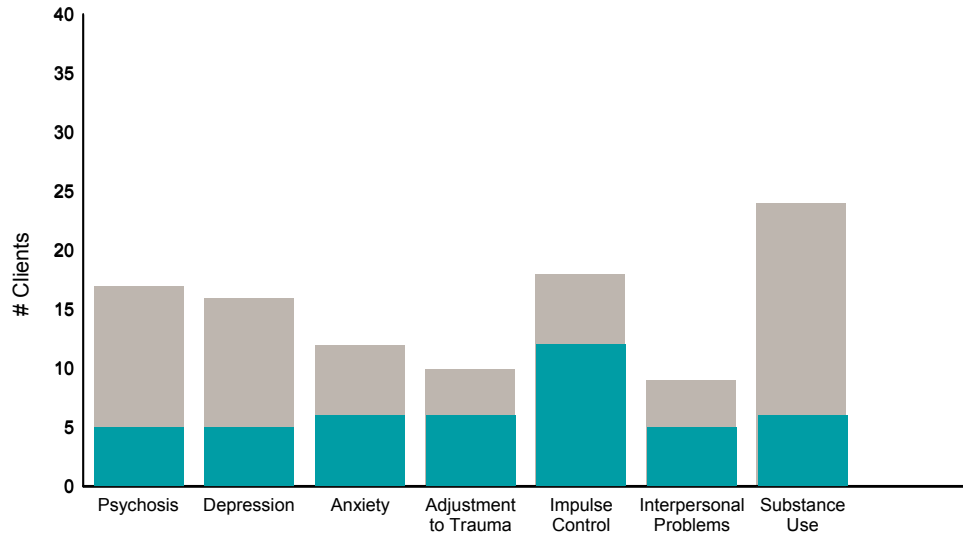
Item	% improvement
Physical /Medical	0% (0/1)
Family Functioning	48% (10/21)
Living Skills	57% (12/21)
Social Functioning	38% (9/24)
Residential Stability	60% (9/15)
Employ'm't	40% (6/15)
Medication Adherence	36% (5/14)
Cultural Stress	69% (9/13)
Danger to Self	80% (4/5)
Danger to Others	67% (2/3)
Self-Injurious Behavior	50% (2/4)
Grave Disability	33% (1/3)
Criminal Behavior	100% (3/3)
Exploitation	50% (3/6)

Didn't Improve
 Improved

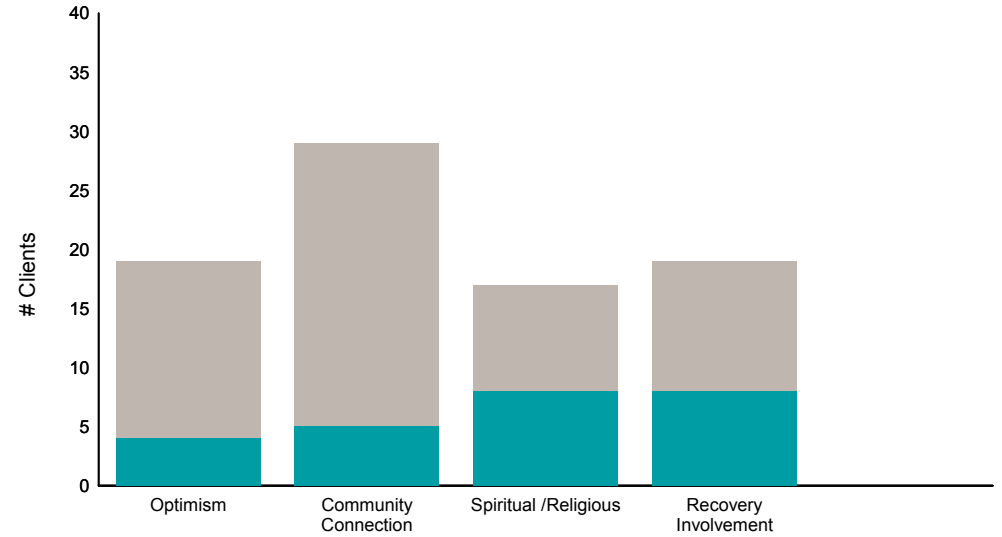
This report looks at current ANSAs to see how many clients improved on items rated 2 or 3 from the prior ANSA.

Num of episodes w/ min. 2 ANSAs: 40 Average days between ANSAs: 280.0 % clients improved on min. 30% of actionable items: **64% (= 25/39)**

Behavioral Health Domain

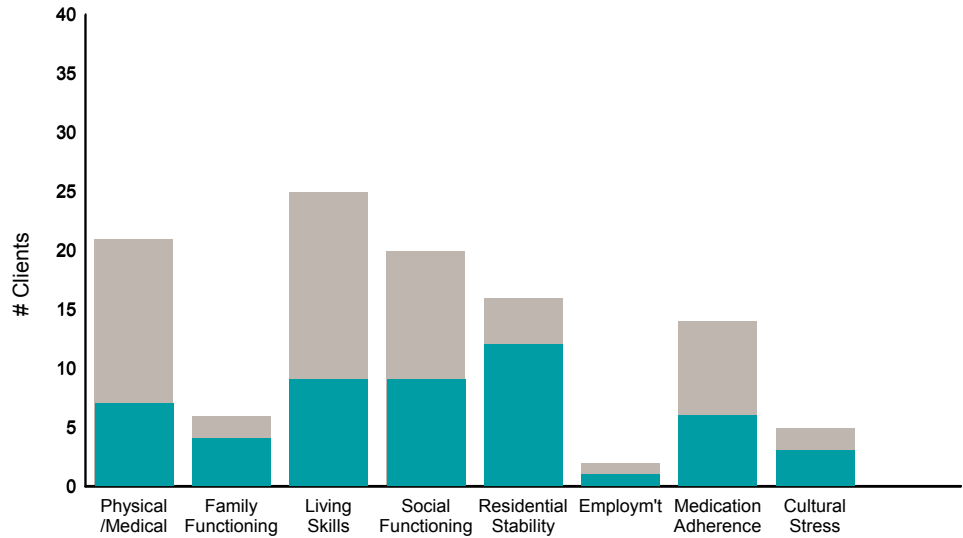


Strengths

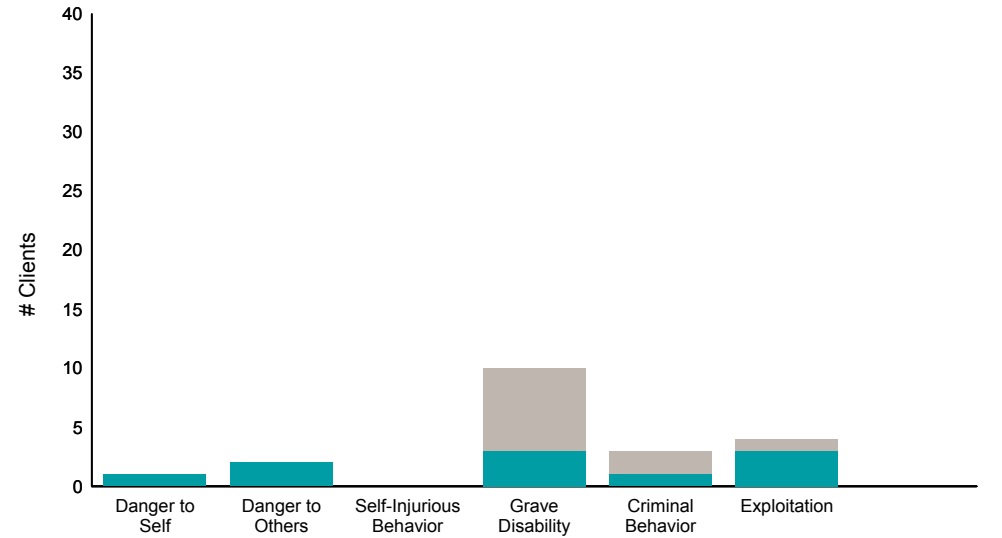


Item	% improvement	Item	% improvement
Psychosis	29% 5/17	Optimism	21% 4/19
Depression	31% 5/16	Community Connection	17% 5/29
Anxiety	50% 6/12	Spiritual /Religious	47% 8/17
Adjustment to Trauma	60% 6/10	Recovery Involvement	42% 8/19
Impulse Control	67% 12/18		
Interpersonal Problems	56% 5/9		
Substance Use	25% 6/24		

Life Domain Functioning



Risk Behaviors



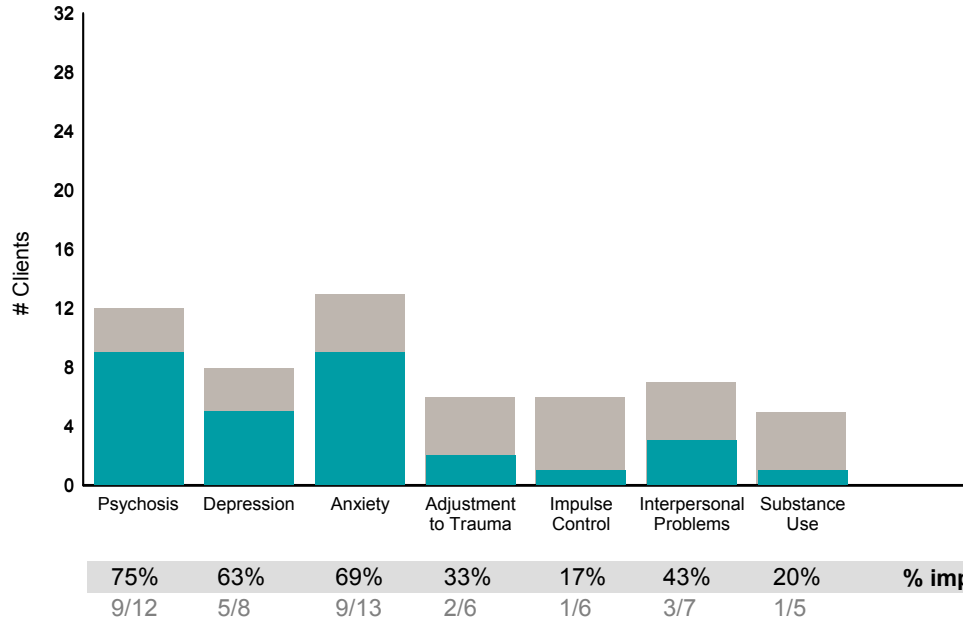
Item	% improvement	Item	% improvement
Physical /Medical	33% 7/21	Danger to Self	100% 1/1
Family Functioning	67% 4/6	Danger to Others	100% 2/2
Living Skills	36% 9/25	Self-Injurious Behavior	0% 0/0
Social Functioning	45% 9/20	Grave Disability	30% 3/10
Residential Stability	75% 12/16	Criminal Behavior	33% 1/3
Employ'm't	50% 1/2	Exploitation	75% 3/4
Medication Adherence	43% 6/14		
Cultural Stress	60% 3/5		

Didn't Improve
 Improved

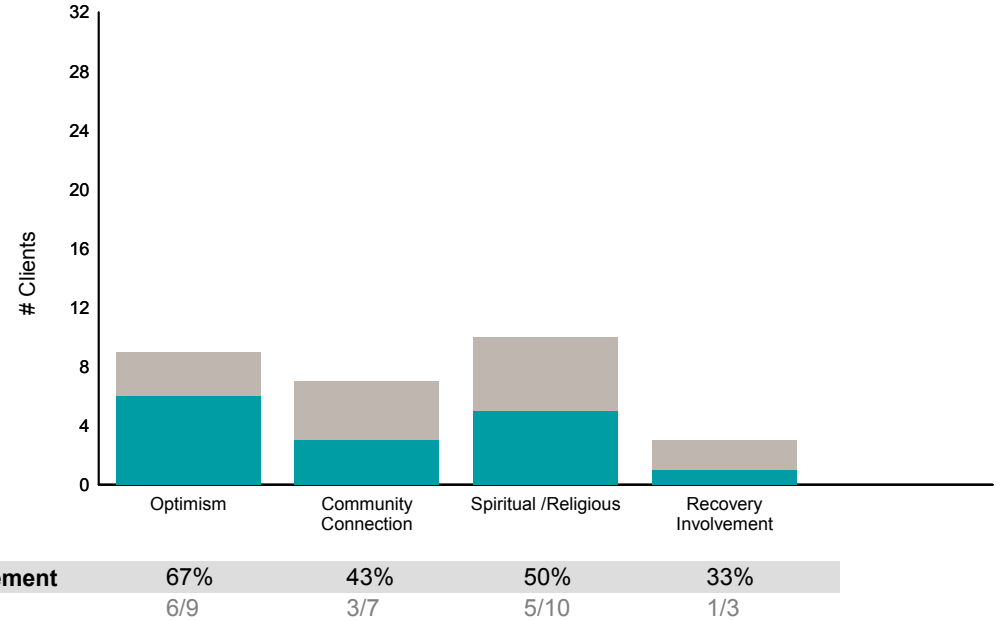
This report looks at current ANSAs to see how many clients improved on items rated 2 or 3 from the prior ANSA.

Num of episodes w/ min. 2 ANSAs: 30 Average days between ANSAs: 328.8 % clients improved on min. 30% of actionable items: **77% (= 20/26)**

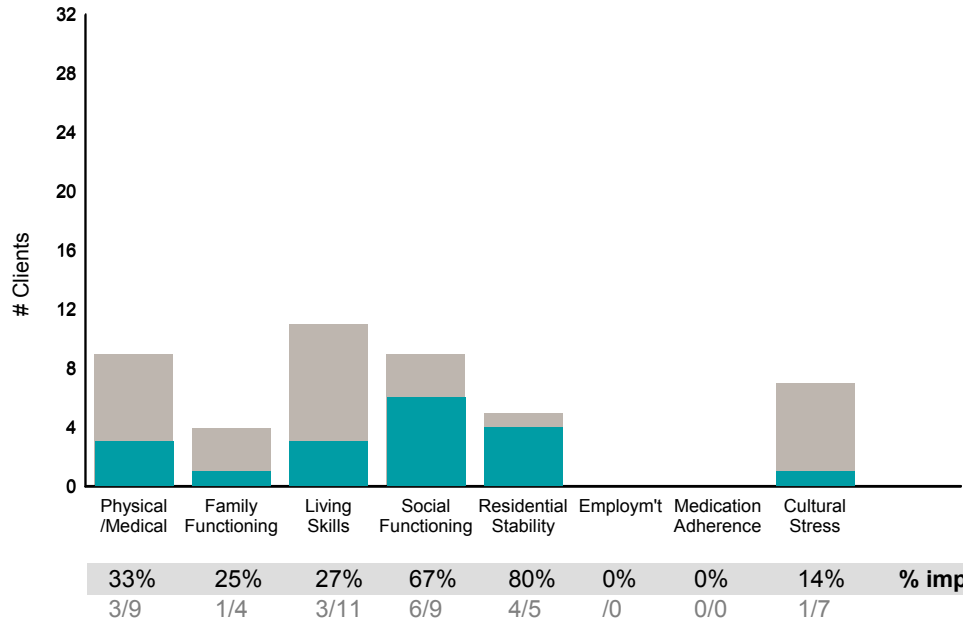
Behavioral Health Domain



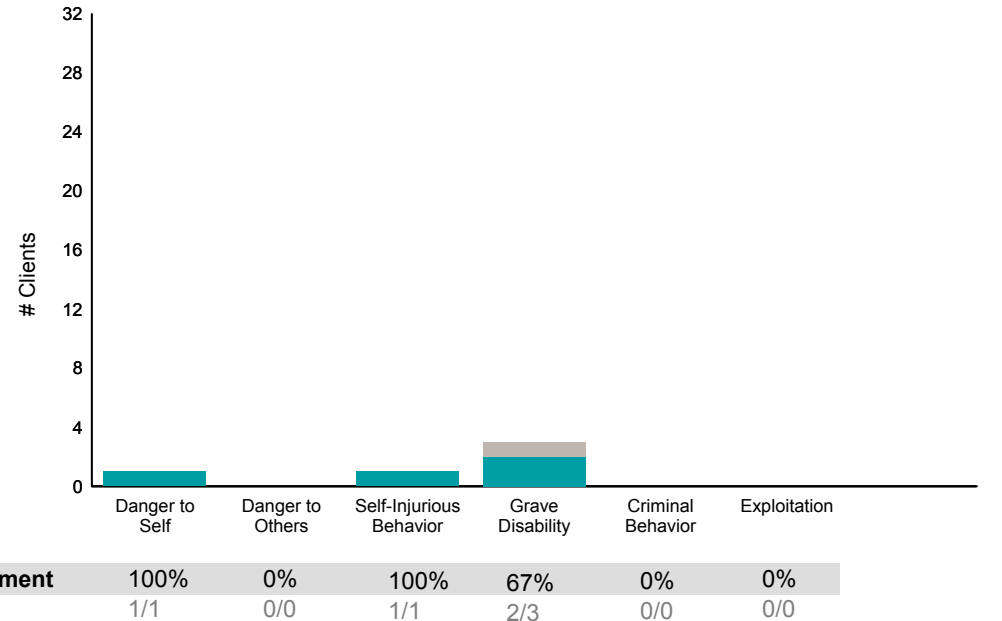
Strengths



Life Domain Functioning



Risk Behaviors

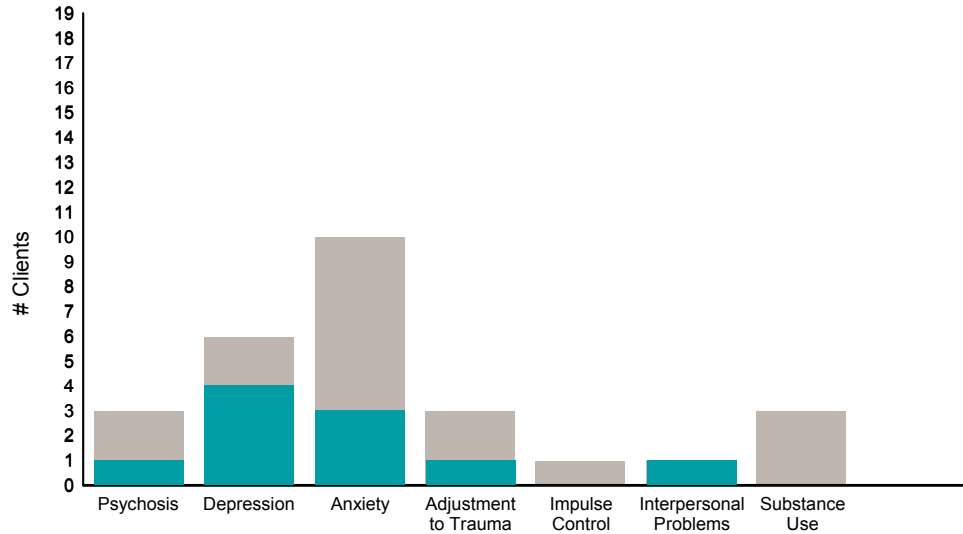


Didn't Improve
 Improved

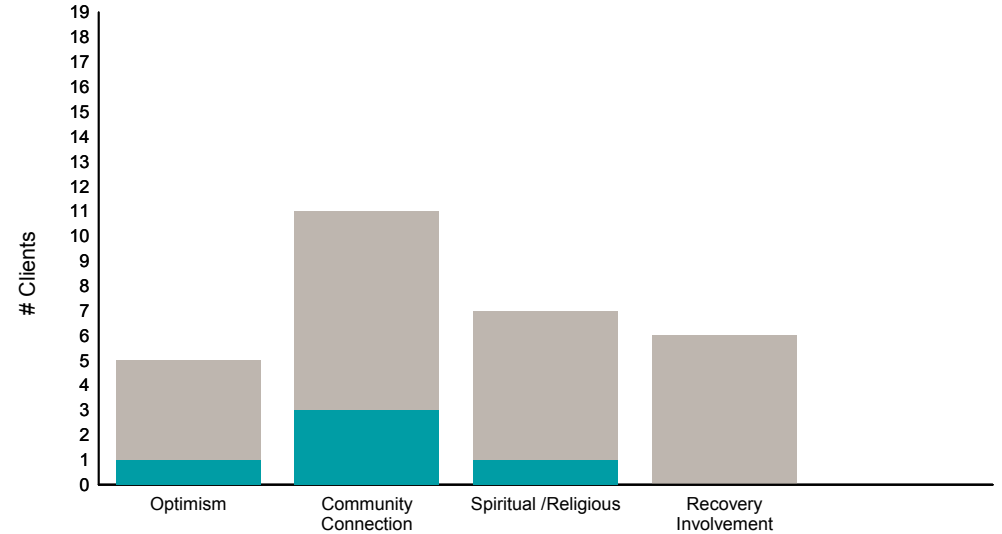
This report looks at current ANSAs to see how many clients improved on items rated 2 or 3 from the prior ANSA.

Num of episodes w/ min. 2 ANSAs: 19 Average days between ANSAs: 278.7 % clients improved on min. 30% of actionable items: **50% (= 9/18)**

Behavioral Health Domain

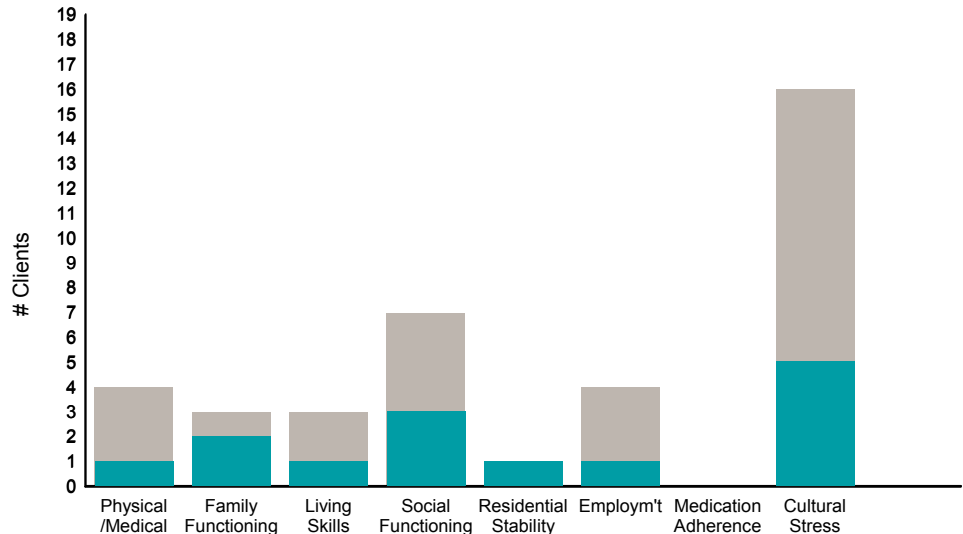


Strengths

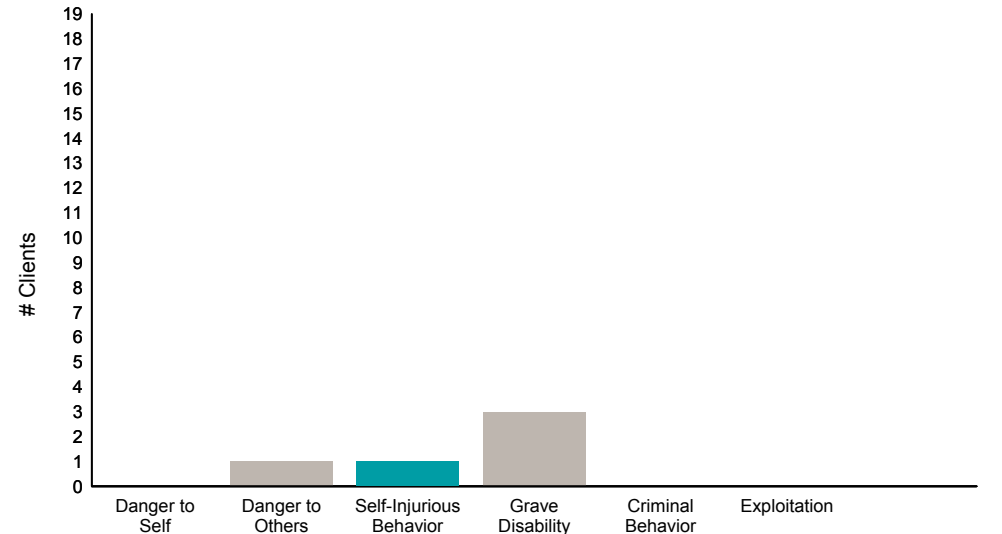


Item	% improvement
Psychosis	33% (1/3)
Depression	67% (4/6)
Anxiety	30% (3/10)
Adjustment to Trauma	33% (1/3)
Impulse Control	0% (0/1)
Interpersonal Problems	100% (1/1)
Substance Use	0% (0/3)
Optimism	20% (1/5)
Community Connection	27% (3/11)
Spiritual /Religious	14% (1/7)
Recovery Involvement	0% (0/6)

Life Domain Functioning



Risk Behaviors



Item	% improvement
Physical /Medical	25% (1/4)
Family Functioning	67% (2/3)
Living Skills	33% (1/3)
Social Functioning	43% (3/7)
Residential Stability	100% (1/1)
Employ'm't	25% (1/4)
Medication Adherence	0% (0/0)
Cultural Stress	31% (5/16)
Danger to Self	0% (0/0)
Danger to Others	0% (0/1)
Self-Injurious Behavior	100% (1/1)
Grave Disability	0% (0/3)
Criminal Behavior	0% (0/0)
Exploitation	0% (0/0)

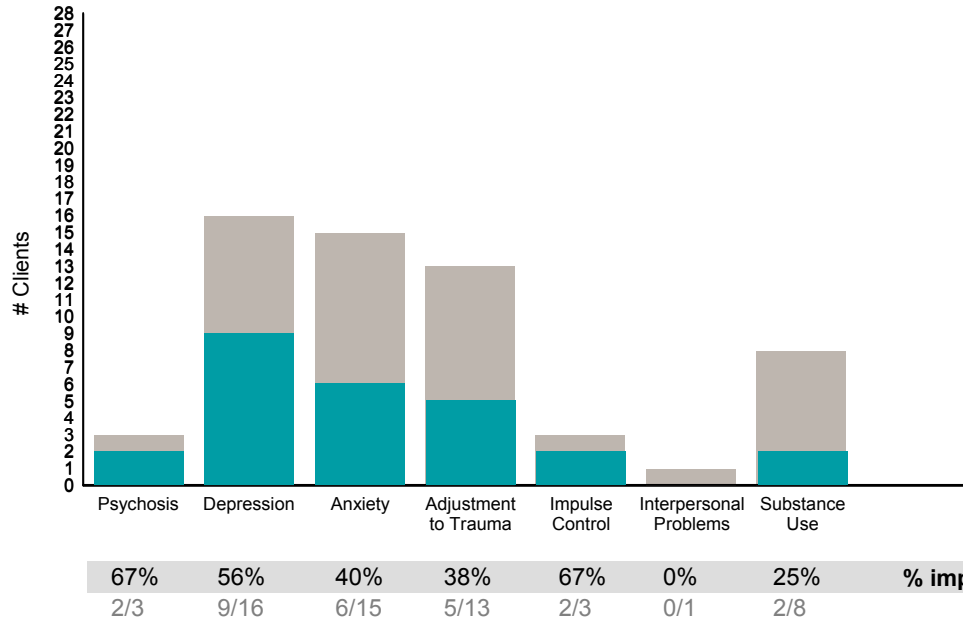
GENDER MENTAL HEALTH SERVICES (38BH08)

■ Didn't Improve
■ Improved

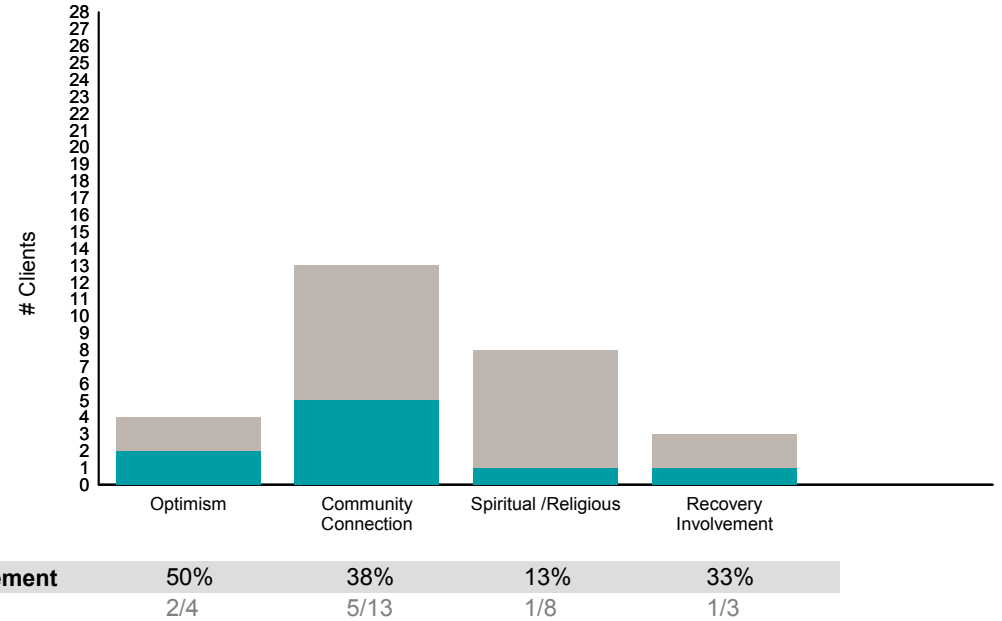
This report looks at current ANSAs to see how many clients improved on items rated 2 or 3 from the prior ANSA.

Num of episodes w/ min. 2 ANSAs: 27 Average days between ANSAs: 210.0 % clients improved on min. 30% of actionable items: **50% (= 13/26)**

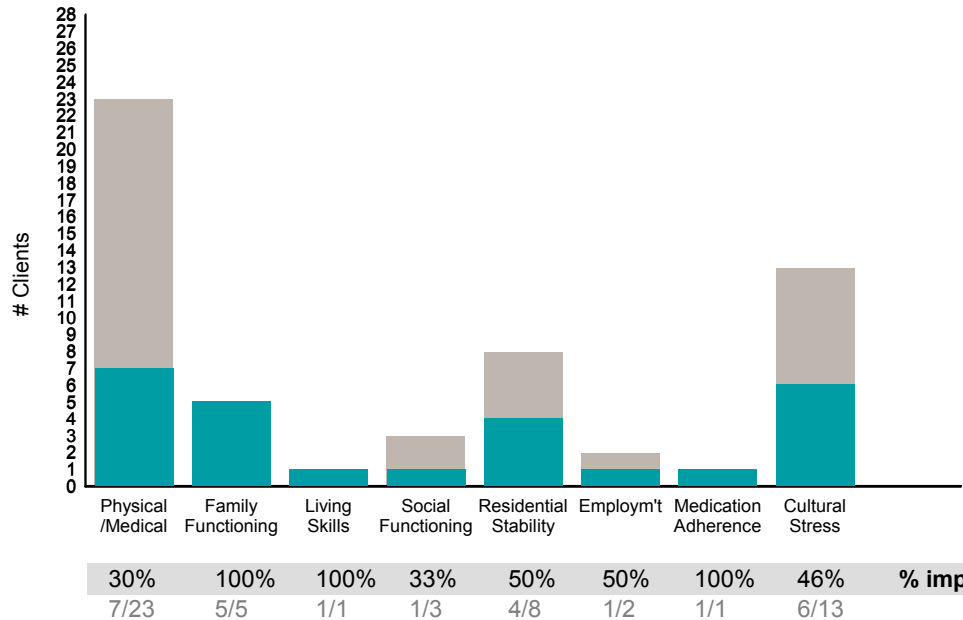
Behavioral Health Domain



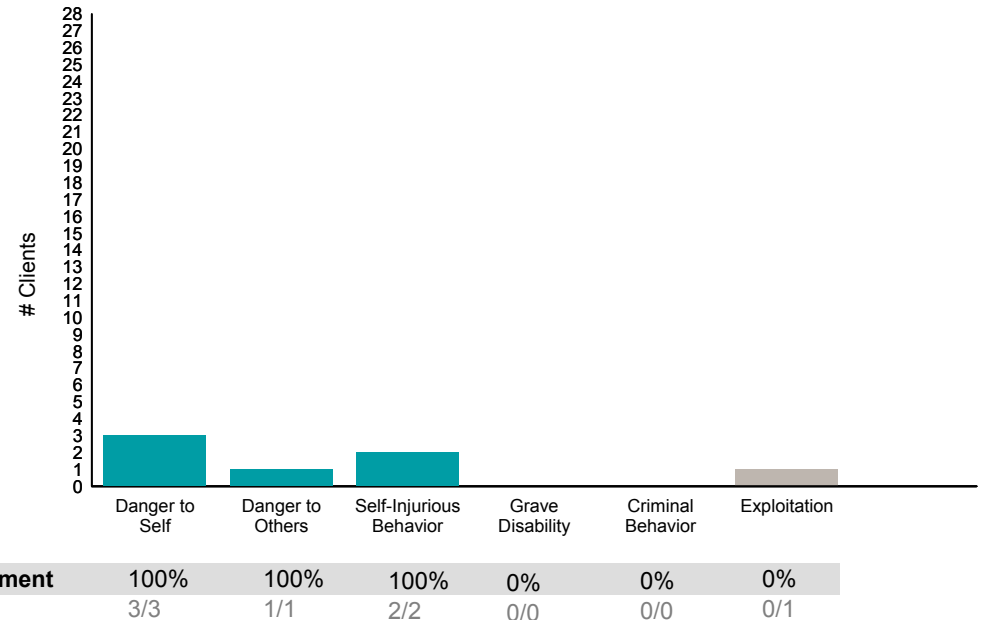
Strengths



Life Domain Functioning



Risk Behaviors

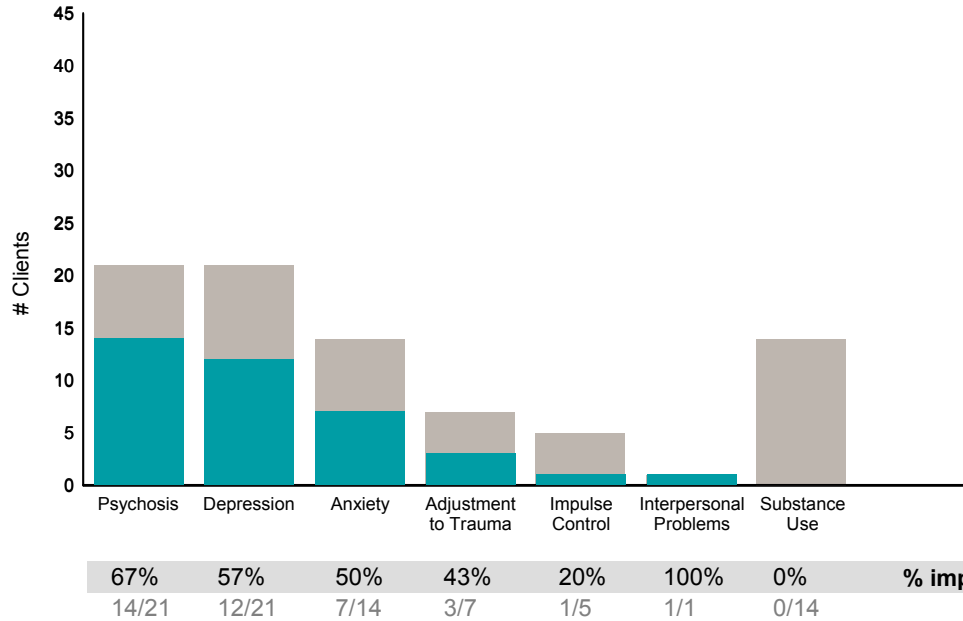


Didn't Improve
 Improved

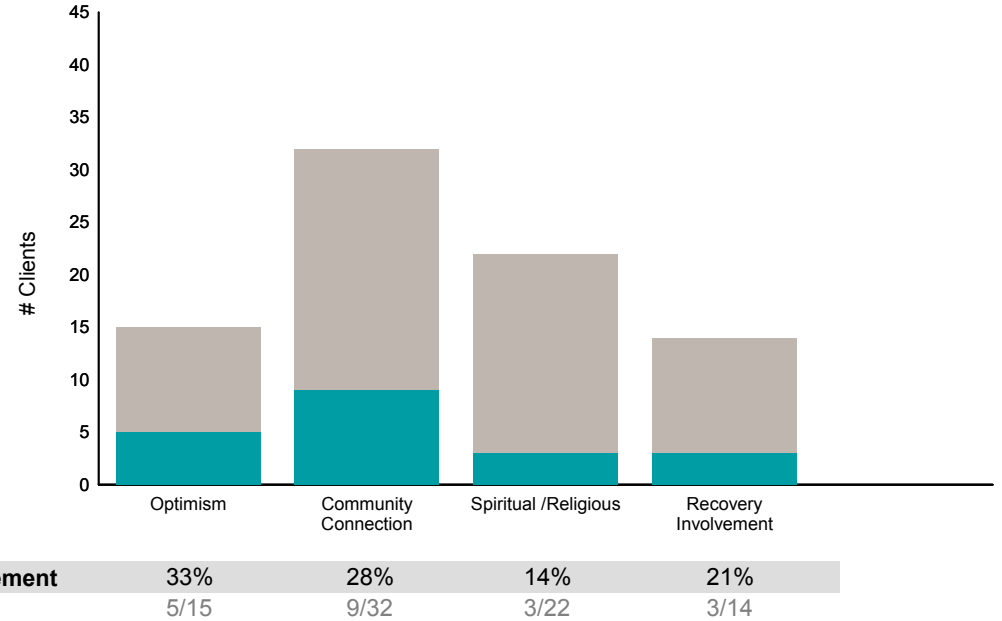
This report looks at current ANSAs to see how many clients improved on items rated 2 or 3 from the prior ANSA.

Num of episodes w/ min. 2 ANSAs: 43 Average days between ANSAs: 231.7 % clients improved on min. 30% of actionable items: **49% (= 21/43)**

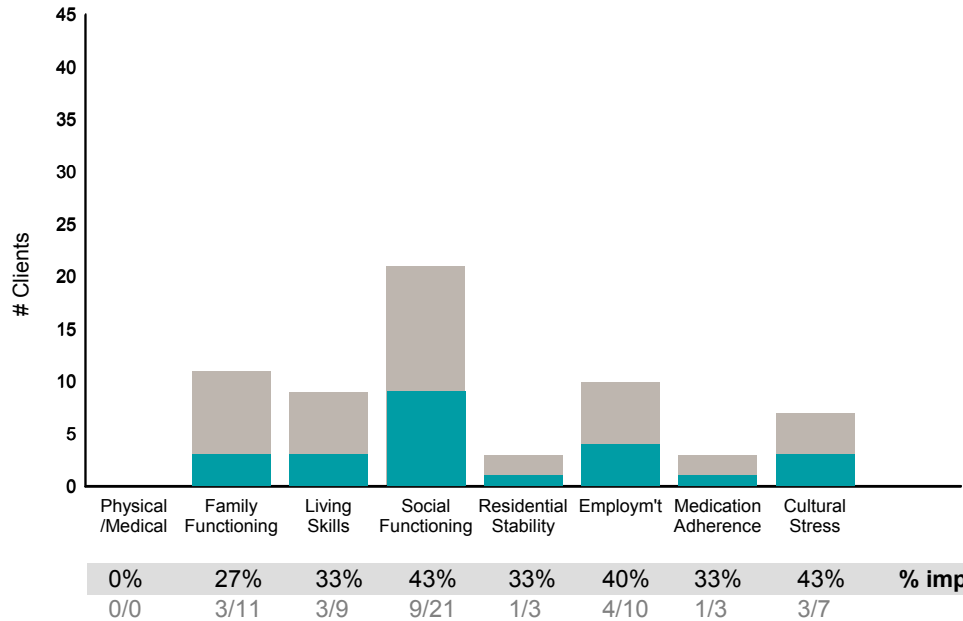
Behavioral Health Domain



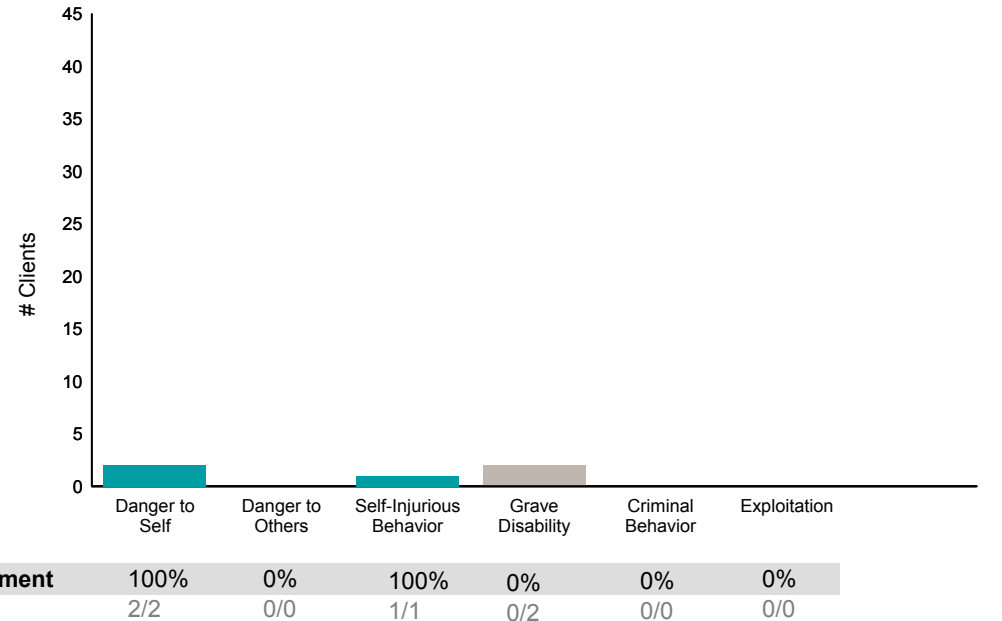
Strengths



Life Domain Functioning



Risk Behaviors

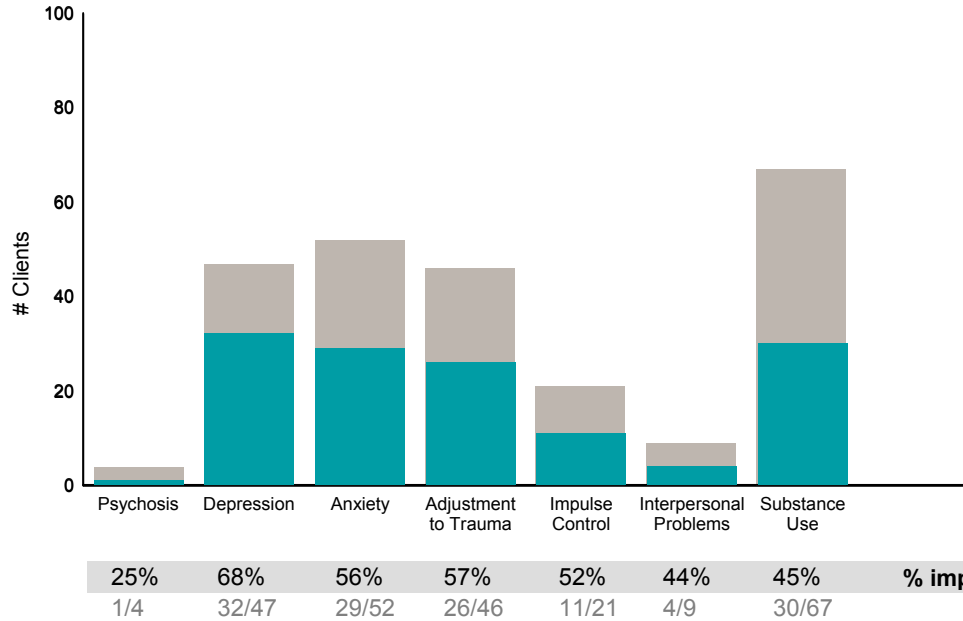


■ Didn't Improve
■ Improved

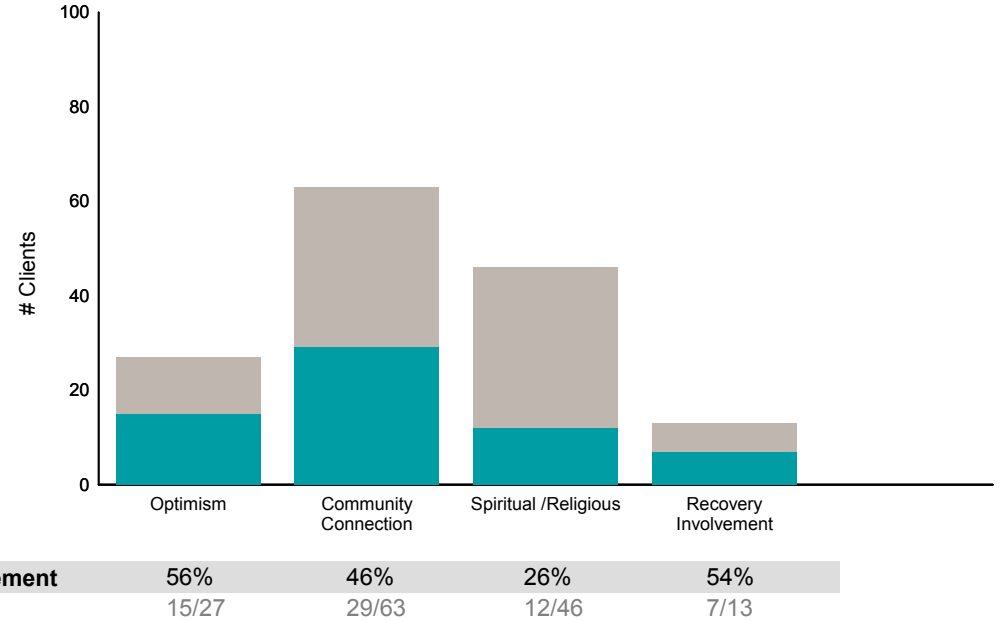
This report looks at current ANSAs to see how many clients improved on items rated 2 or 3 from the prior ANSA.

Num of episodes w/ min. 2 ANSAs: 87 Average days between ANSAs: 106.4 % clients improved on min. 30% of actionable items: **72% (= 62/86)**

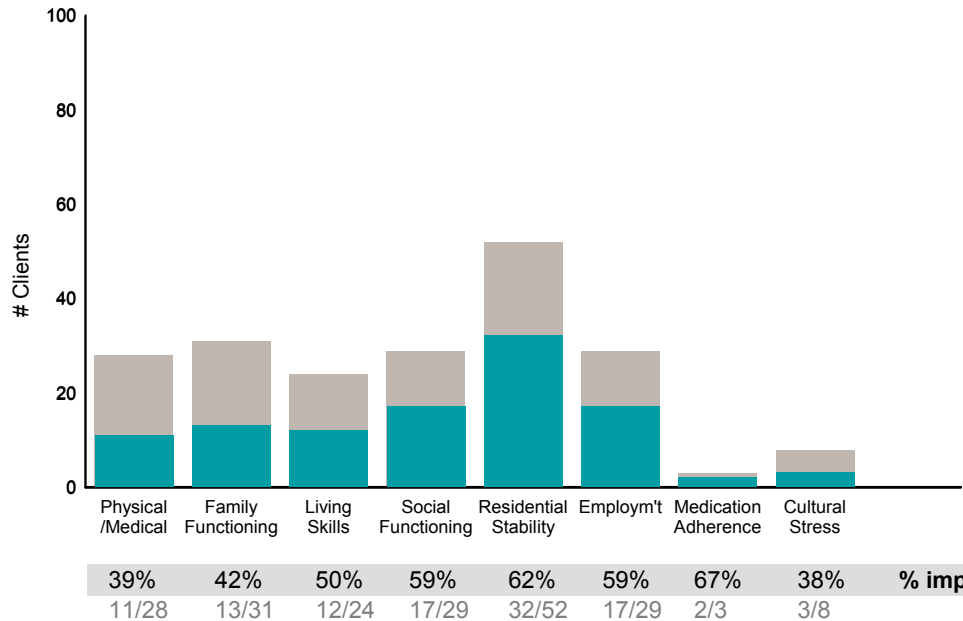
Behavioral Health Domain



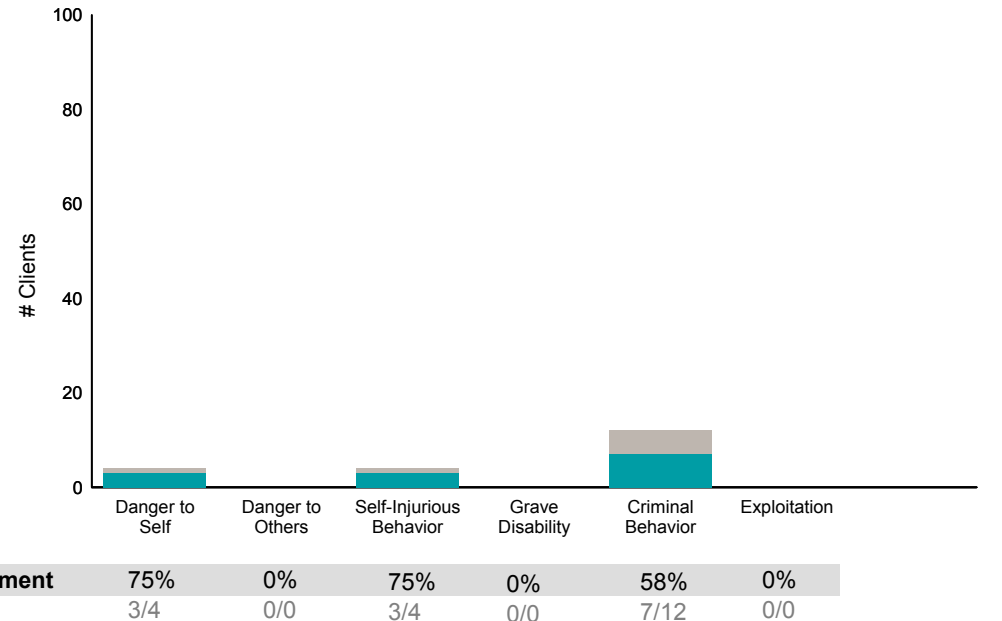
Strengths



Life Domain Functioning



Risk Behaviors



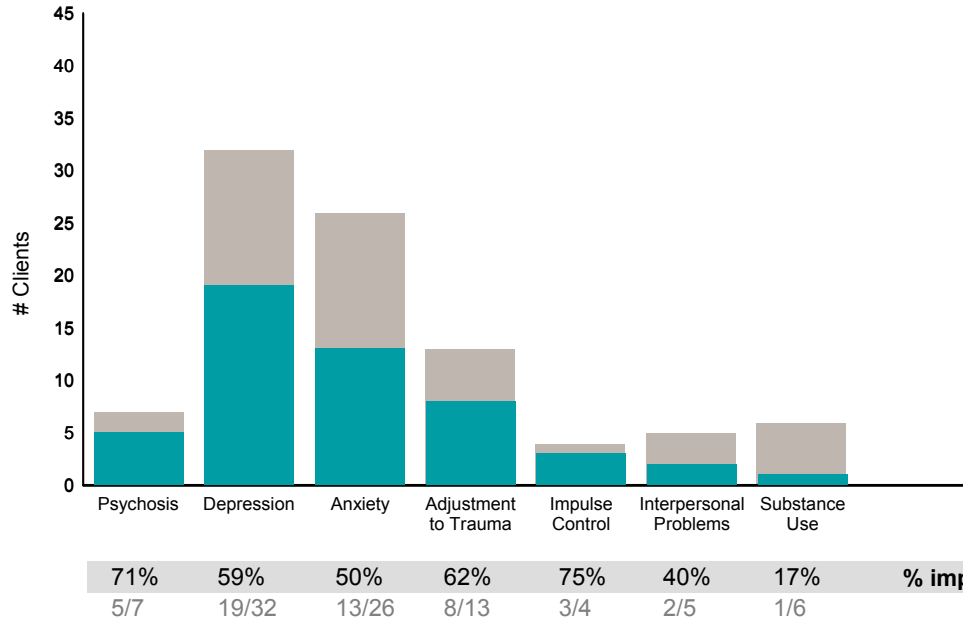
HIV MENTAL HEALTH CASE MGM (38BH02)

■ Didn't Improve
■ Improved

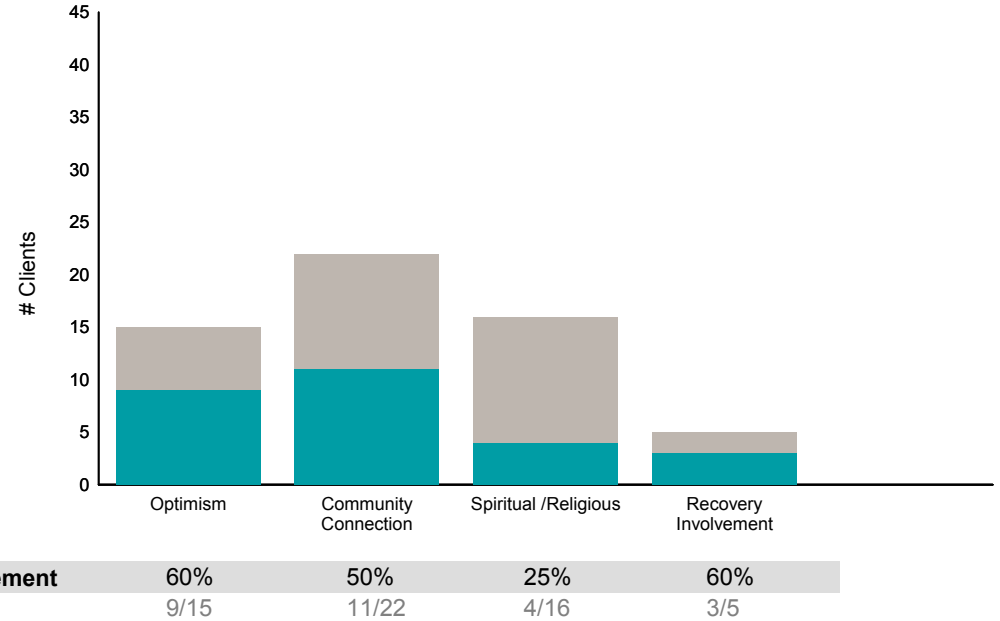
This report looks at current ANSAs to see how many clients improved on items rated 2 or 3 from the prior ANSA.

Num of episodes w/ min. 2 ANSAs: 45 Average days between ANSAs: 283.7 % clients improved on min. 30% of actionable items: **76% (= 34/45)**

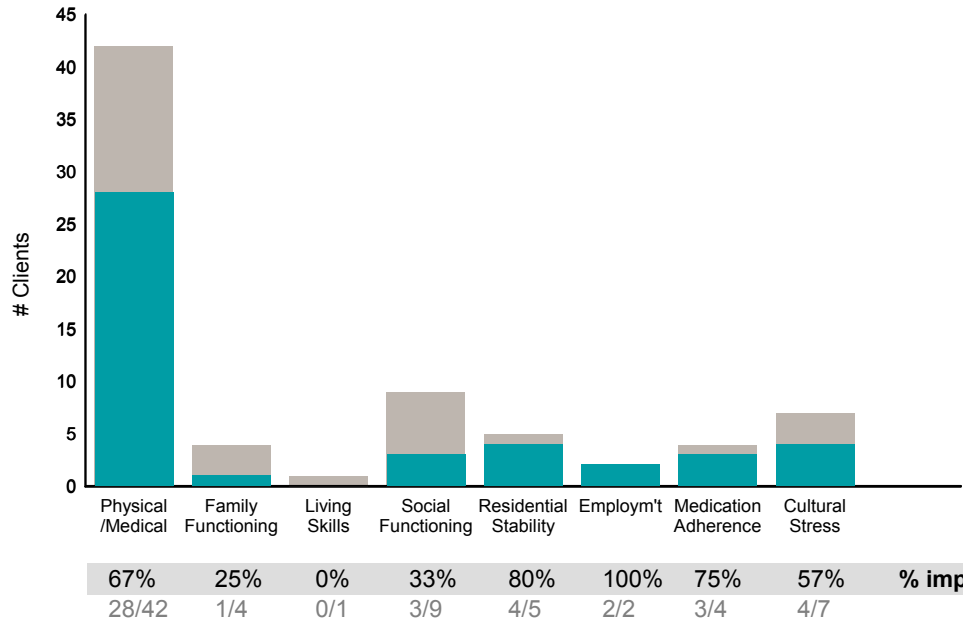
Behavioral Health Domain



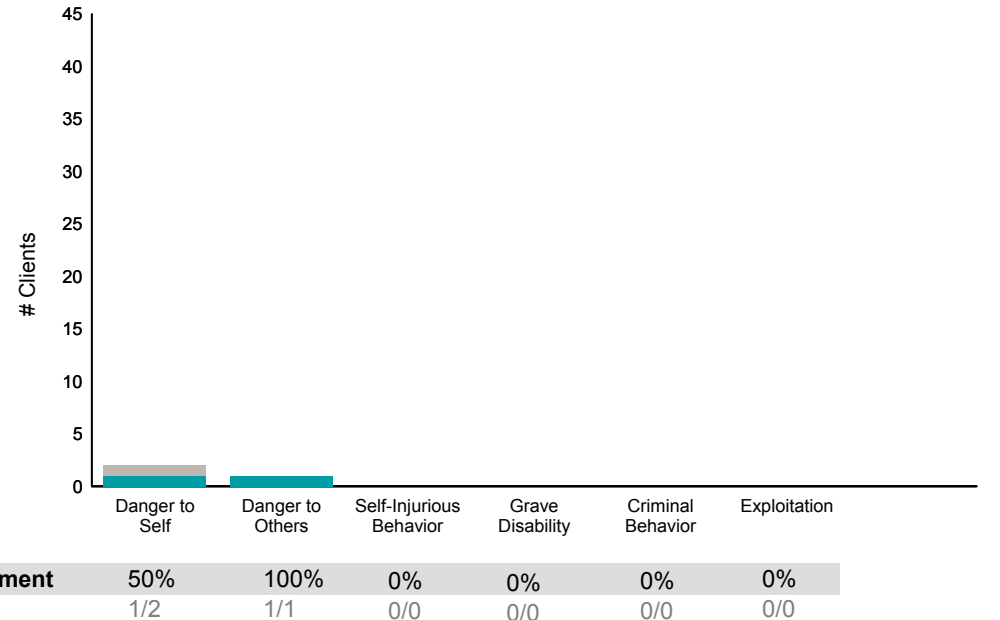
Strengths



Life Domain Functioning



Risk Behaviors



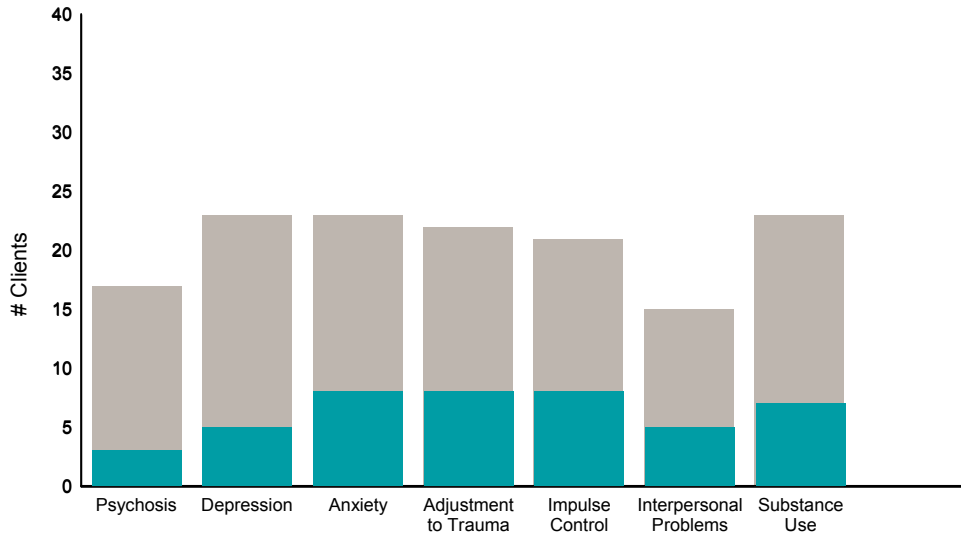
Hyde Adult FSP Outpatient (38BRA3)

Didn't Improve
Improved

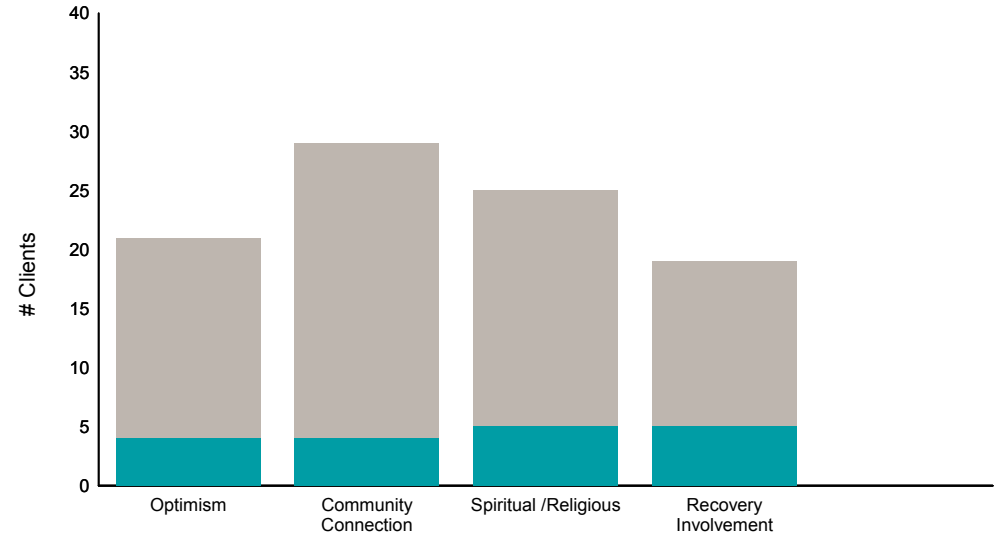
This report looks at current ANSAs to see how many clients improved on items rated 2 or 3 from the prior ANSA.

Num of episodes w/ min. 2 ANSAs: 37 Average days between ANSAs: 358.1 % clients improved on min. 30% of actionable items: **31% (= 11/36)**

Behavioral Health Domain

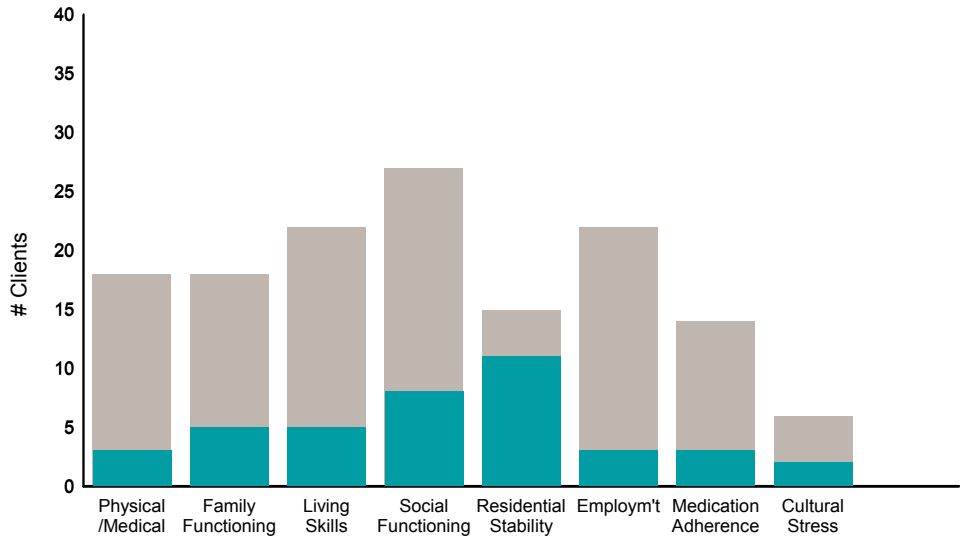


Strengths

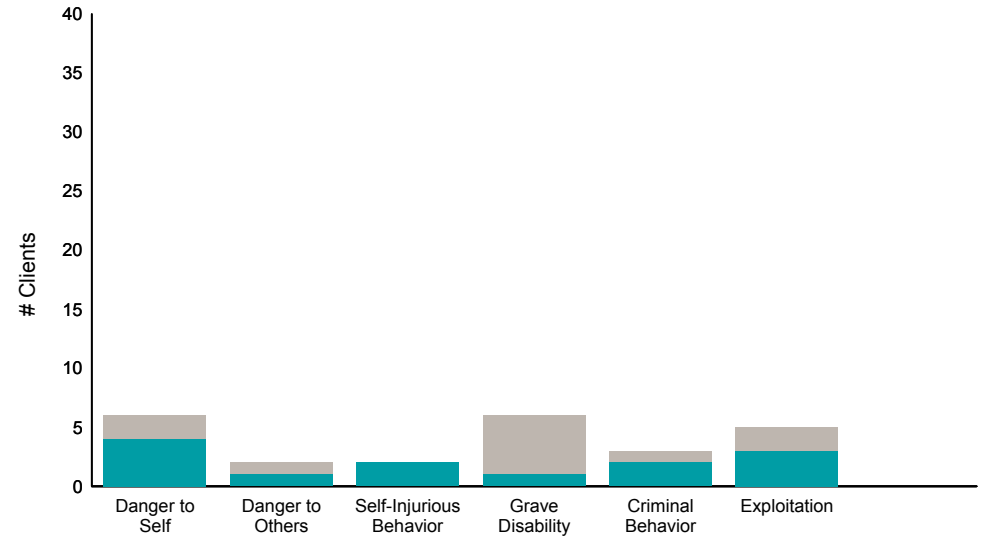


Item	% improvement	Item	% improvement
Psychosis	18%	Optimism	19%
Depression	22%	Community Connection	14%
Anxiety	35%	Spiritual /Religious	20%
Adjustment to Trauma	36%	Recovery Involvement	26%
Impulse Control	38%		
Interpersonal Problems	33%		
Substance Use	30%		

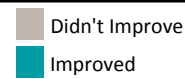
Life Domain Functioning



Risk Behaviors



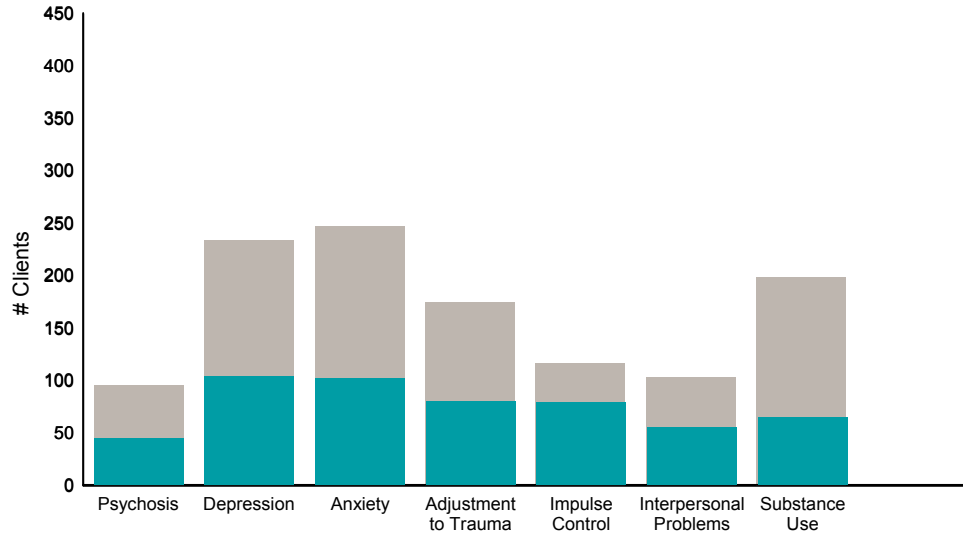
Item	% improvement	Item	% improvement
Physical /Medical	17%	Danger to Self	67%
Family Functioning	28%	Danger to Others	50%
Living Skills	23%	Self-Injurious Behavior	100%
Social Functioning	30%	Grave Disability	17%
Residential Stability	73%	Criminal Behavior	67%
Employ'm't	14%	Exploitation	60%
Medication Adherence	21%		
Cultural Stress	33%		



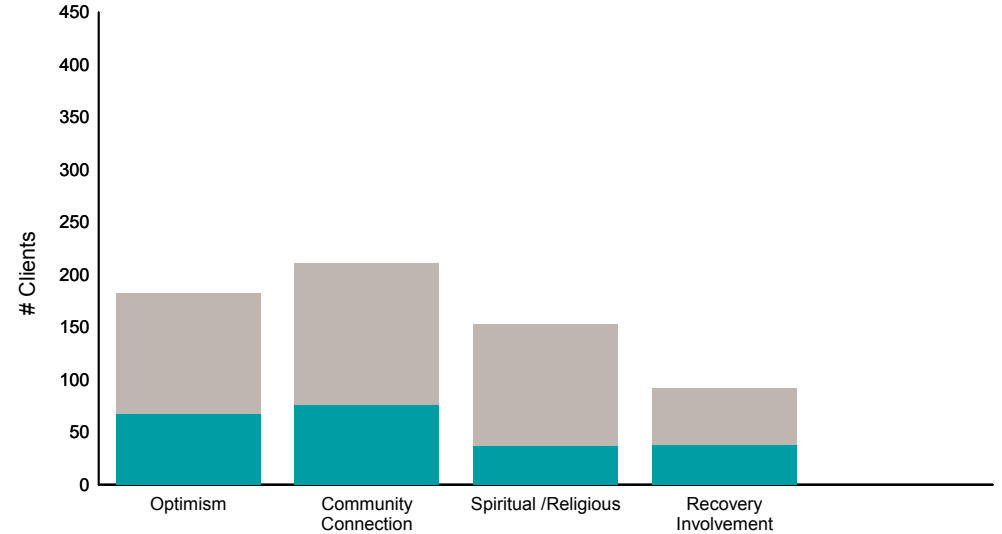
This report looks at current ANSAs to see how many clients improved on items rated 2 or 3 from the prior ANSA.

Num of episodes w/ min. 2 ANSAs: 416 Average days between ANSAs: 350.0 % clients improved on min. 30% of actionable items: **59% (= 231/389)**

Behavioral Health Domain

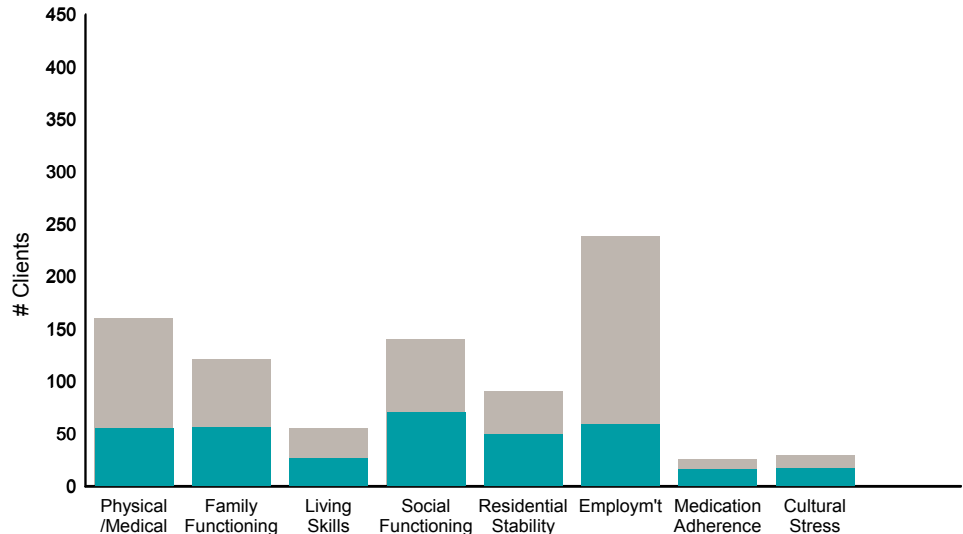


Strengths

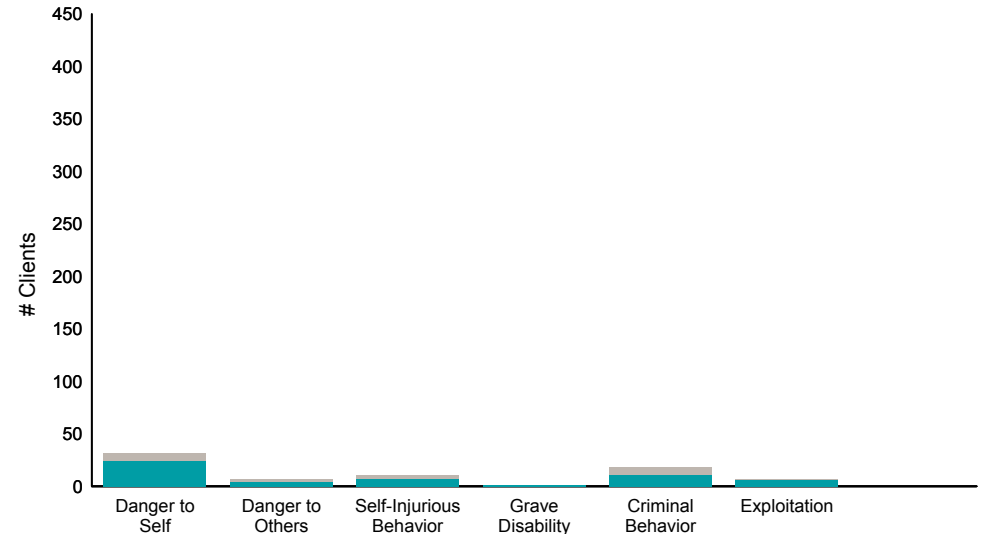


							% improvement	37%	36%	24%	41%
46%	44%	41%	46%	68%	53%	32%					
44/96	103/234	102/247	80/175	79/117	55/103	64/199		67/182	76/211	37/153	38/92

Life Domain Functioning



Risk Behaviors

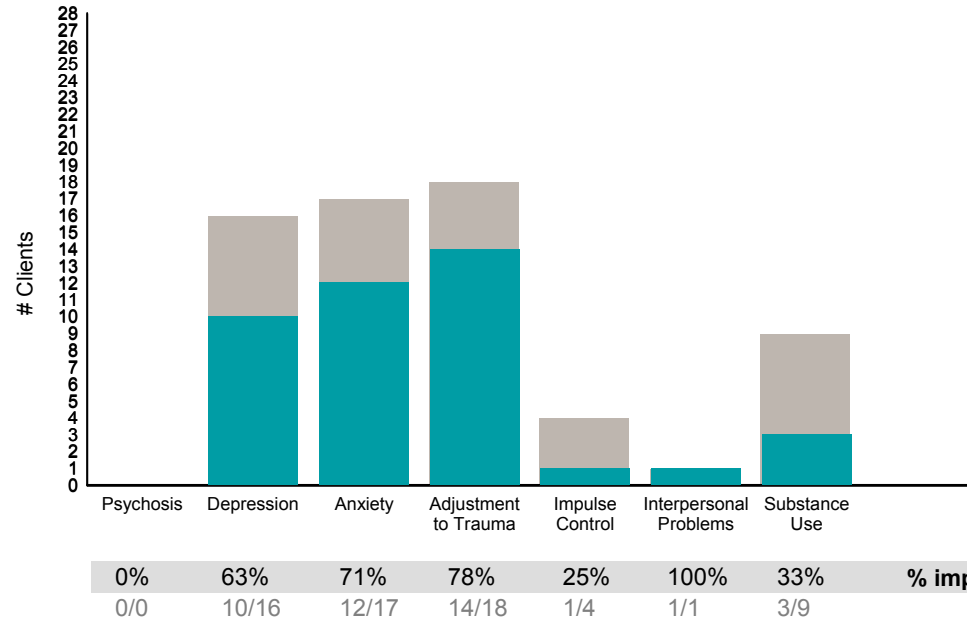


							% improvement	75%	57%	64%	100%	61%	86%
34%	46%	46%	50%	54%	25%	62%							
55/161	56/122	26/56	70/141	49/91	59/239	16/26		24/32	4/7	7/11	1/1	11/18	6/7

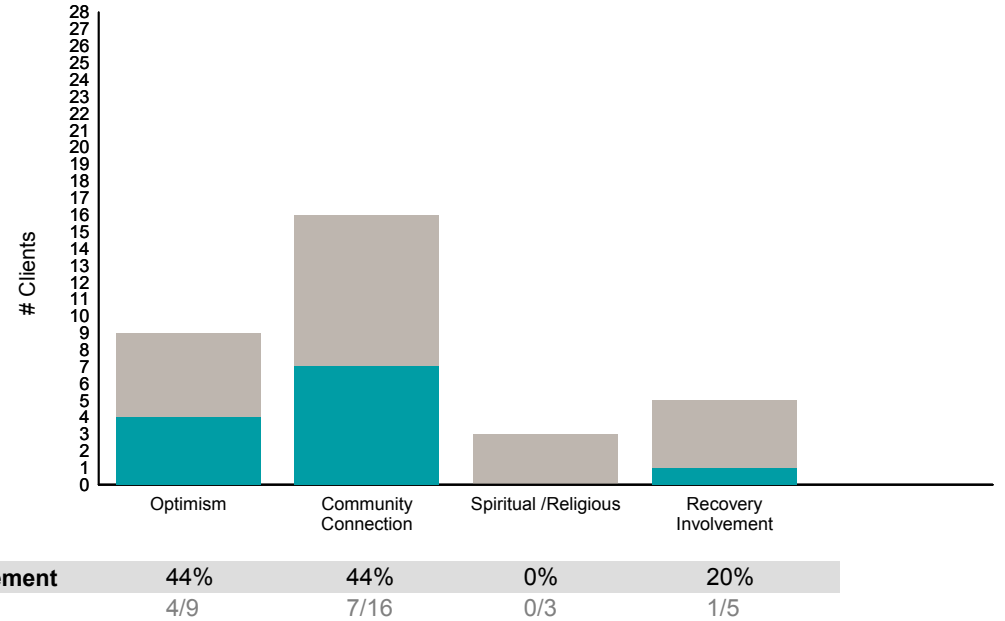
Didn't Improve
 Improved
 This report looks at current ANSAs to see how many clients improved on items rated 2 or 3 from the prior ANSA.

Num of episodes w/ min. 2 ANSAs: 26 Average days between ANSAs: 175.6 % clients improved on min. 30% of actionable items: **81% (= 21/26)**

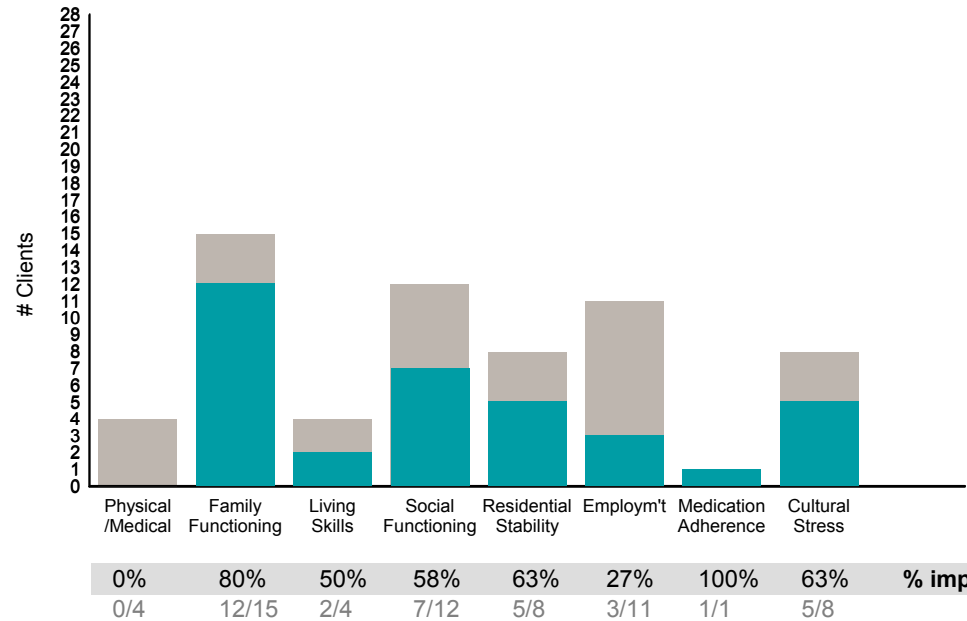
Behavioral Health Domain



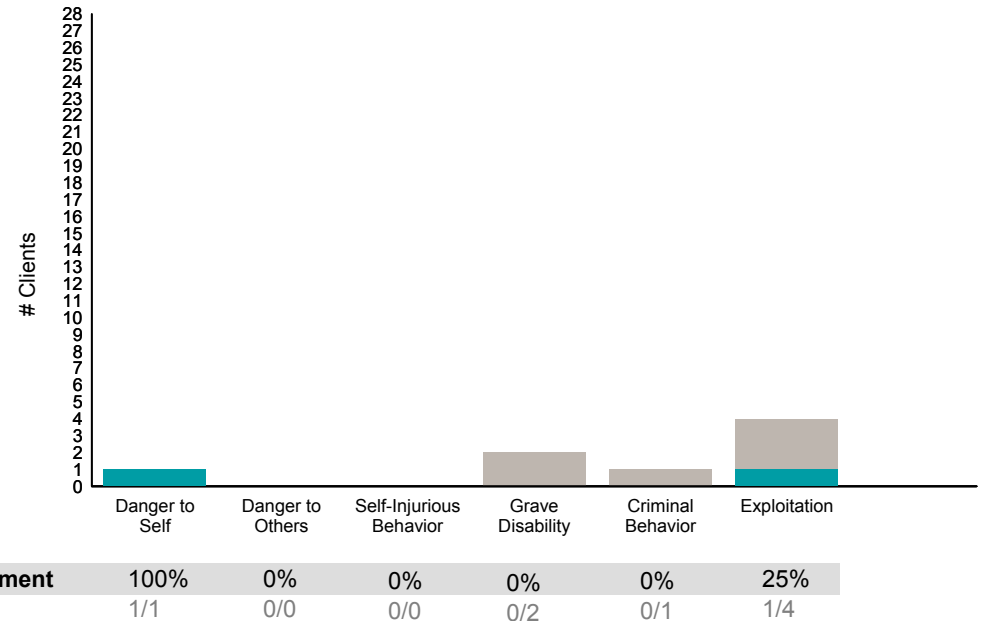
Strengths



Life Domain Functioning



Risk Behaviors

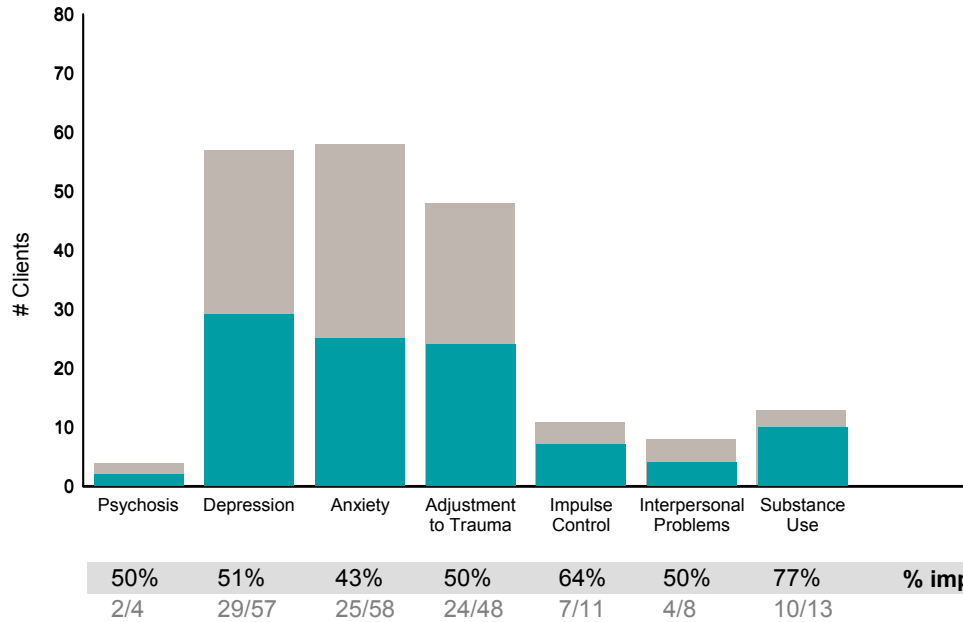


■ Didn't Improve
■ Improved

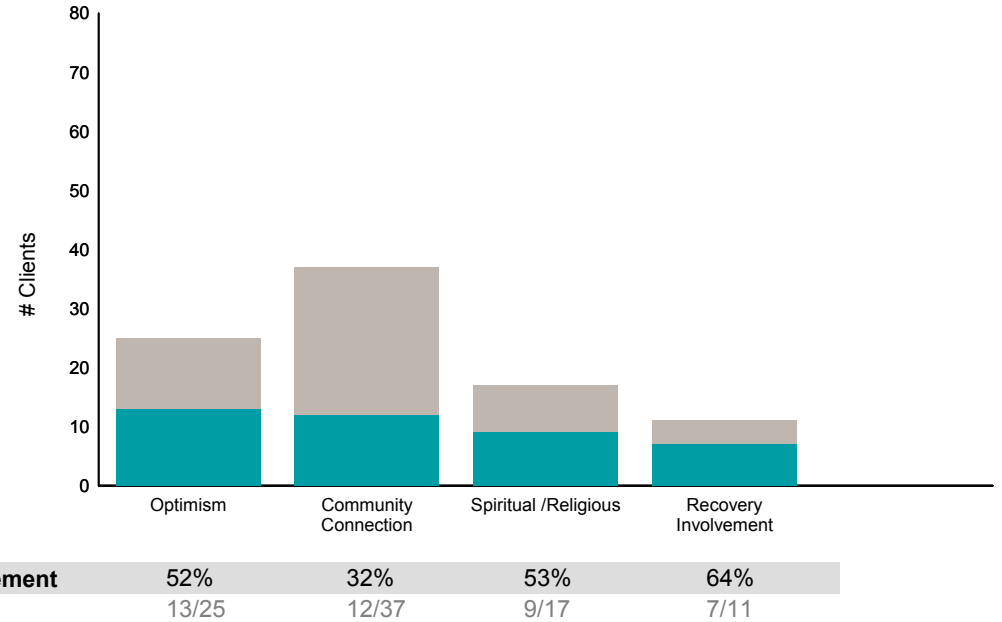
This report looks at current ANSAs to see how many clients improved on items rated 2 or 3 from the prior ANSA.

Num of episodes w/ min. 2 ANSAs: 78 Average days between ANSAs: 336.3 % clients improved on min. 30% of actionable items: **68% (= 46/68)**

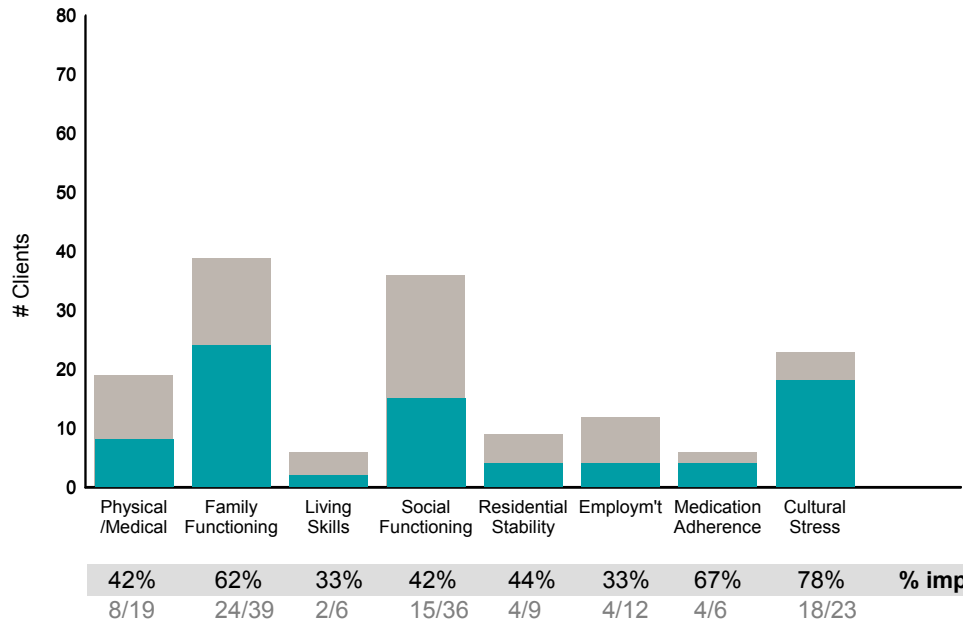
Behavioral Health Domain



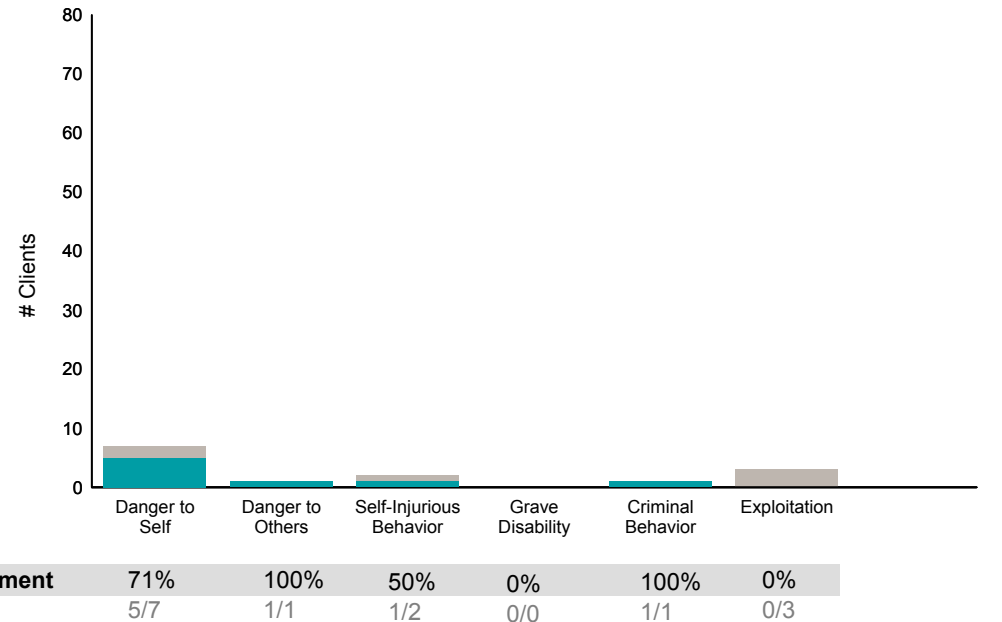
Strengths

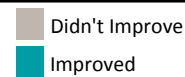


Life Domain Functioning



Risk Behaviors

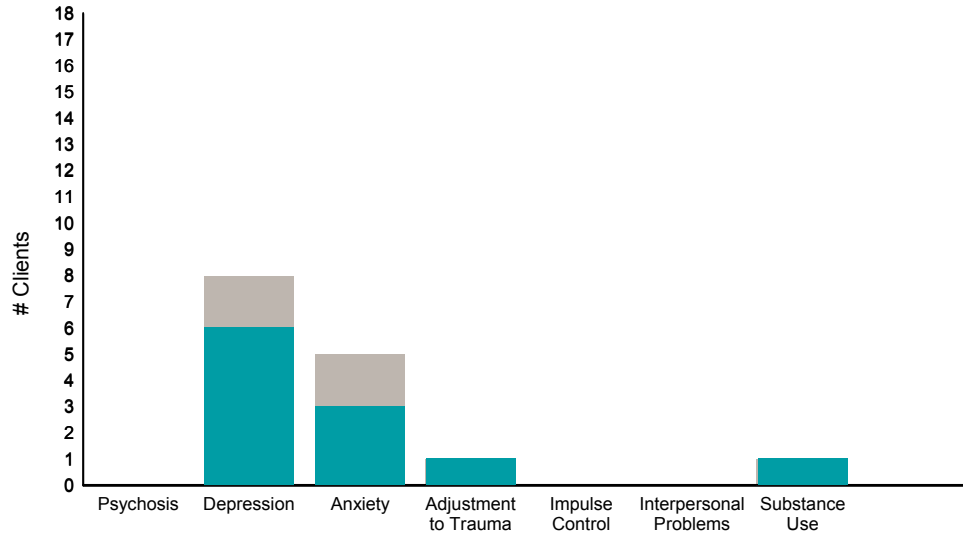




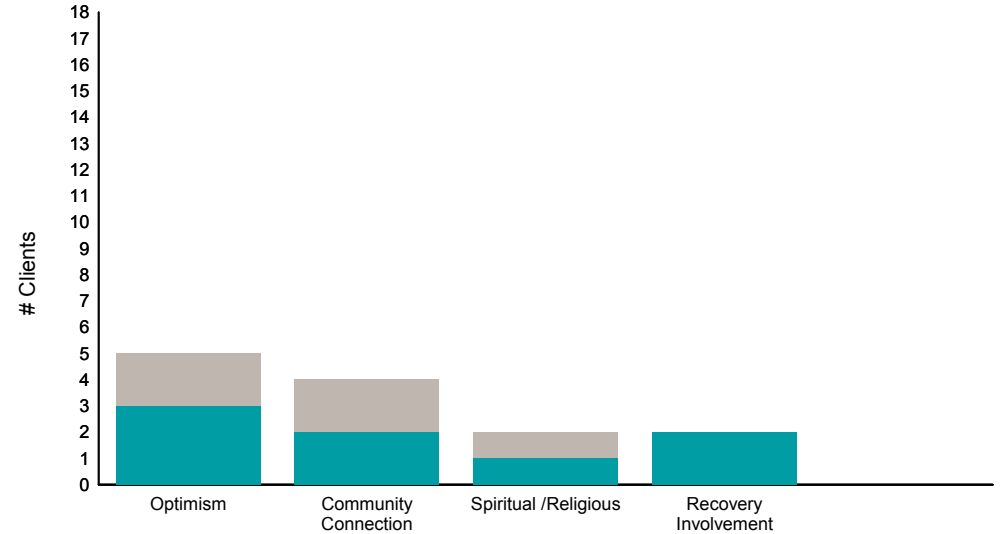
This report looks at current ANSAs to see how many clients improved on items rated 2 or 3 from the prior ANSA.

Num of episodes w/ min. 2 ANSAs: 18 Average days between ANSAs: 445.9 % clients improved on min. 30% of actionable items: **83% (= 10/12)**

Behavioral Health Domain

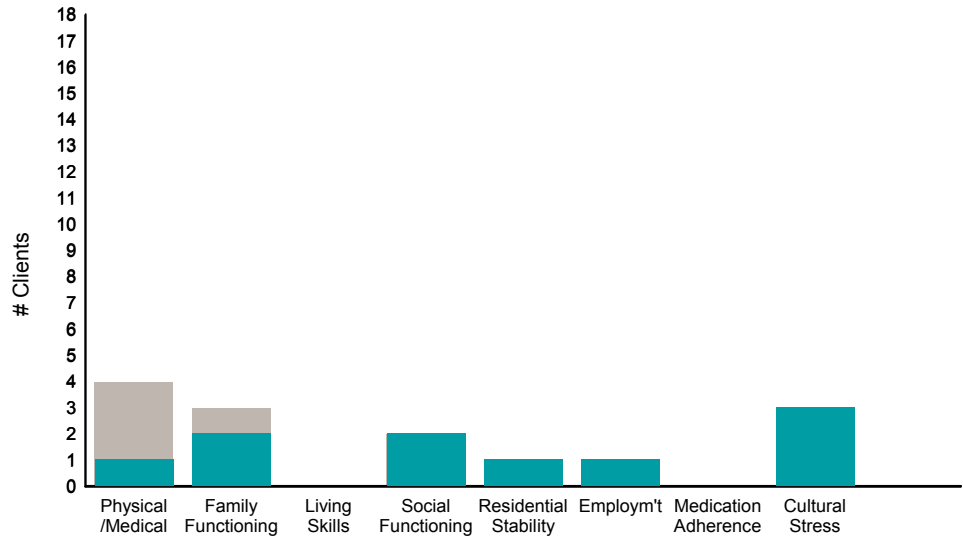


Strengths



Item	% improvement
Psychosis	0% (0/0)
Depression	75% (6/8)
Anxiety	60% (3/5)
Adjustment to Trauma	100% (1/1)
Impulse Control	0% (0/0)
Interpersonal Problems	0% (0/0)
Substance Use	100% (1/1)
Optimism	60% (3/5)
Community Connection	50% (2/4)
Spiritual /Religious	50% (1/2)
Recovery Involvement	100% (2/2)

Life Domain Functioning



Risk Behaviors



Item	% improvement
Physical /Medical	25% (1/4)
Family Functioning	67% (2/3)
Living Skills	0% (0/0)
Social Functioning	100% (2/2)
Residential Stability	100% (1/1)
Employm't	100% (1/1)
Medication Adherence	0% (0/0)
Cultural Stress	100% (3/3)
Danger to Self	0% (0/0)
Danger to Others	0% (0/0)
Self-Injurious Behavior	0% (0/0)
Grave Disability	0% (0/0)
Criminal Behavior	0% (0/0)
Exploitation	0% (0/0)

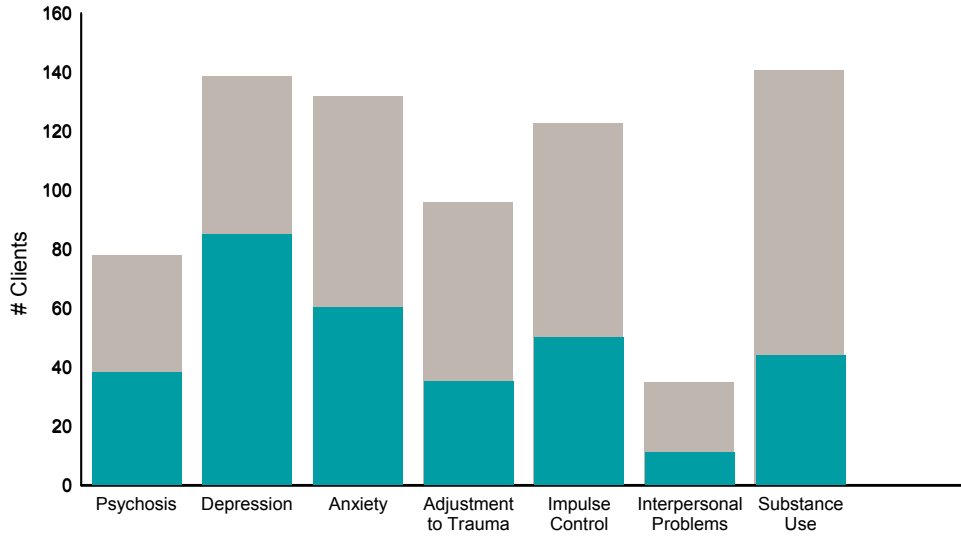
La Posada Crisis RES Progress (38081)

Didn't Improve
Improved

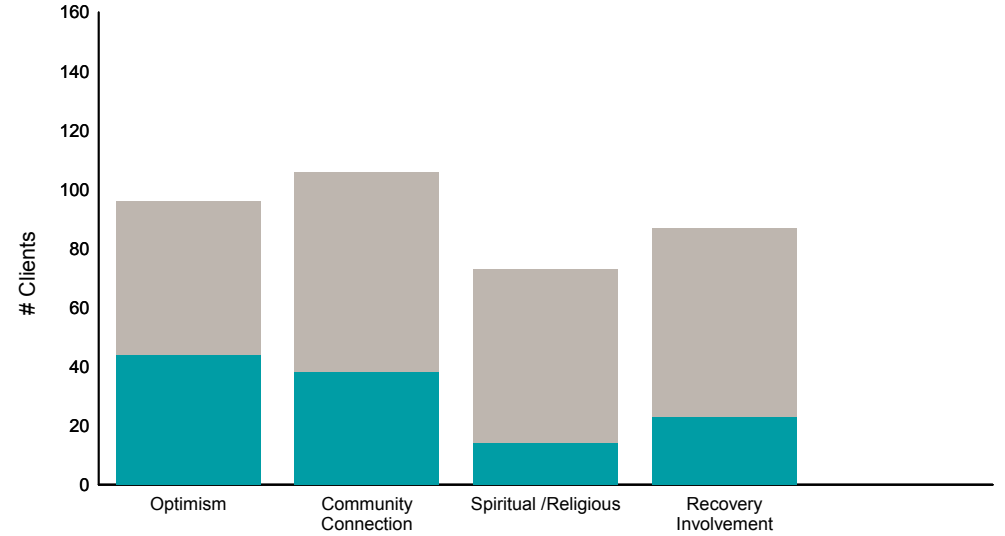
This report looks at current ANSAs to see how many clients improved on items rated 2 or 3 from the prior ANSA.

Num of episodes w/ min. 2 ANSAs: 154 Average days between ANSAs: 13.4 % clients improved on min. 30% of actionable items: **60% (= 93/154)**

Behavioral Health Domain

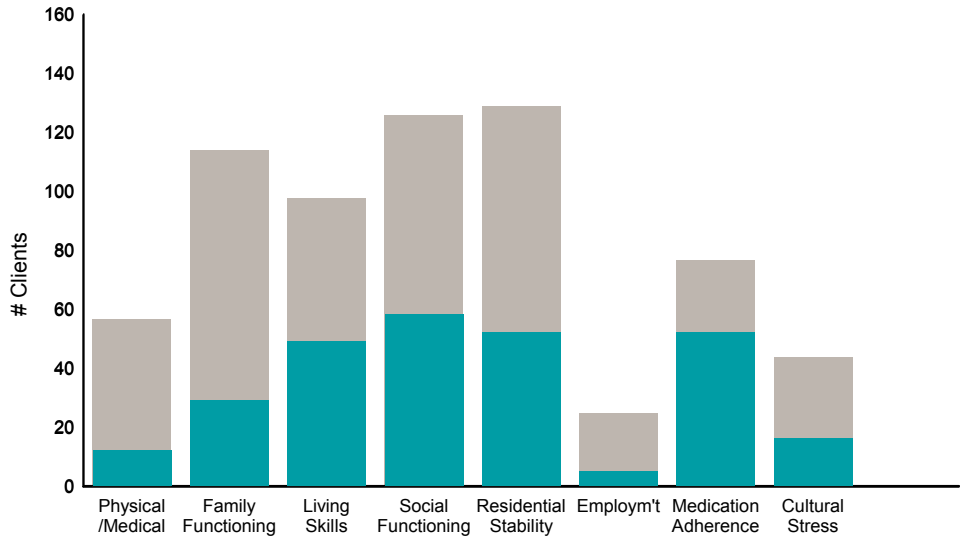


Strengths

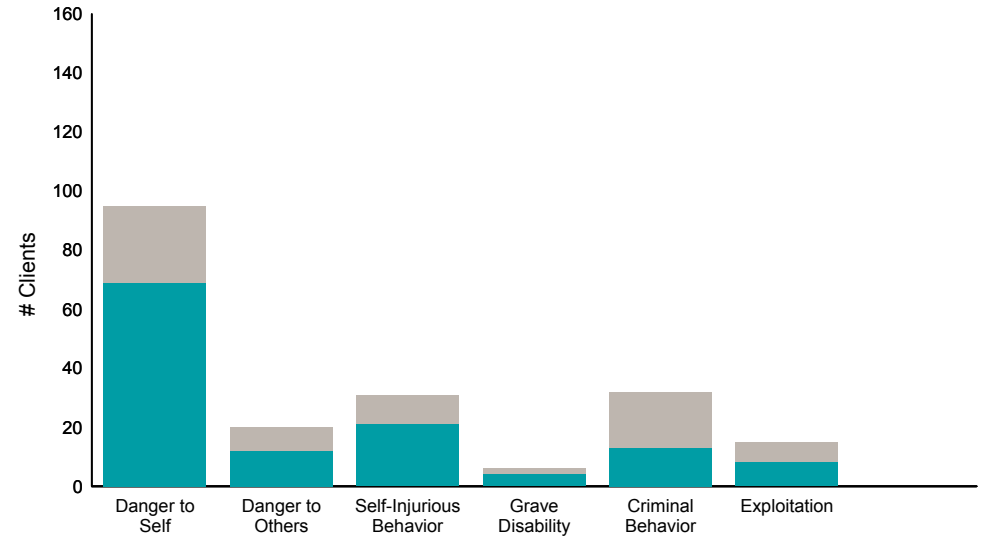


Item	% improvement
Psychosis	49% (38/78)
Depression	61% (85/139)
Anxiety	45% (60/132)
Adjustment to Trauma	36% (35/96)
Impulse Control	41% (50/123)
Interpersonal Problems	31% (11/35)
Substance Use	31% (44/141)
Optimism	46% (44/96)
Community Connection	36% (38/106)
Spiritual /Religious	19% (14/73)
Recovery Involvement	26% (23/87)

Life Domain Functioning



Risk Behaviors



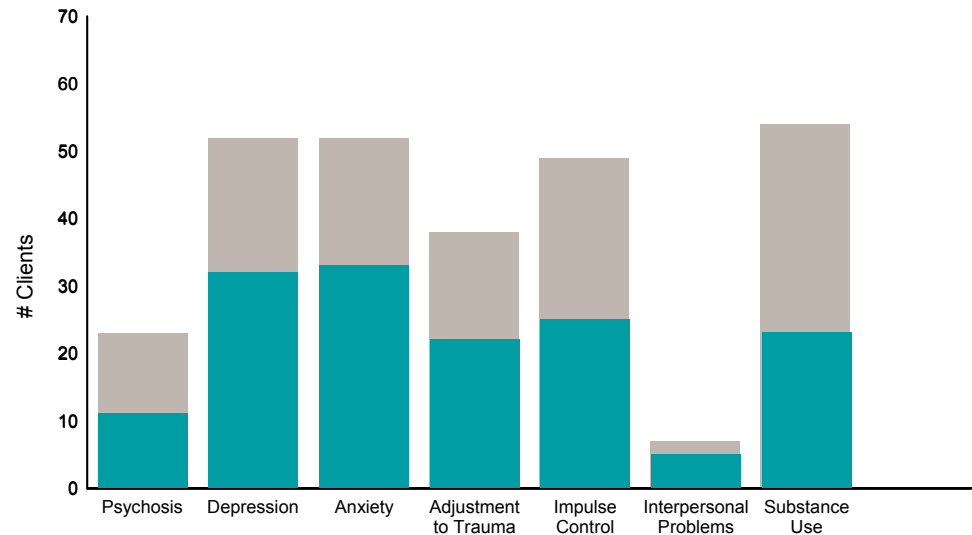
Item	% improvement
Physical /Medical	21% (12/57)
Family Functioning	25% (29/114)
Living Skills	50% (49/98)
Social Functioning	46% (58/126)
Residential Stability	40% (52/129)
Employ'm't	20% (5/25)
Medication Adherence	68% (52/77)
Cultural Stress	36% (16/44)
Danger to Self	73% (69/95)
Danger to Others	60% (12/20)
Self-Injurious Behavior	68% (21/31)
Grave Disability	67% (4/6)
Criminal Behavior	41% (13/32)
Exploitation	53% (8/15)

La Amistad Residential Adult & Day Treatment (38091, 38092, 3809 EPISODE)

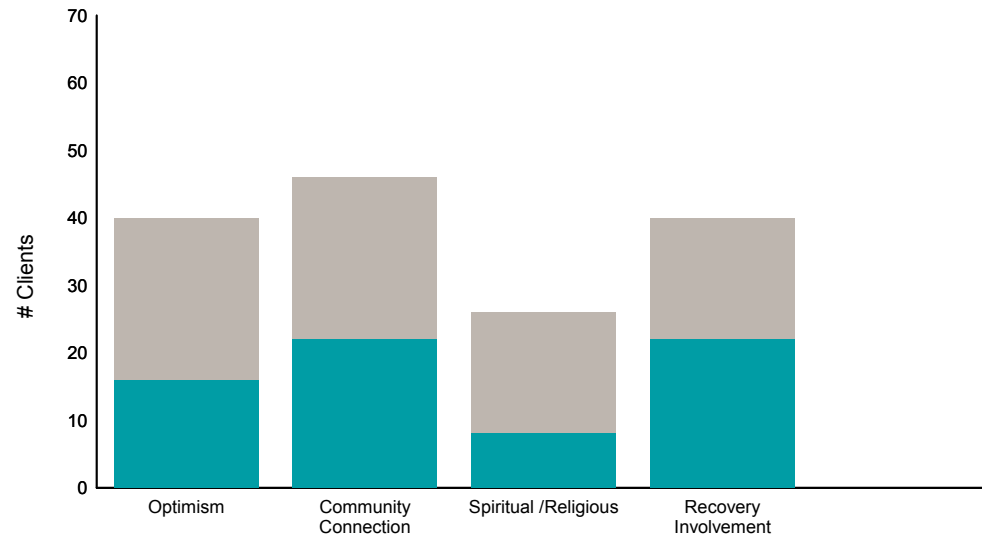
Didn't Improve
 Improved
 This report looks at current ANSAs to see how many clients improved on items rated 2 or 3 from the prior ANSA.

Num of episodes w/ min. 2 ANSAs: **69** Average days between ANSAs: **57.7** % clients improved on min. 30% of actionable items: **70% (= 48/69)**

Behavioral Health Domain

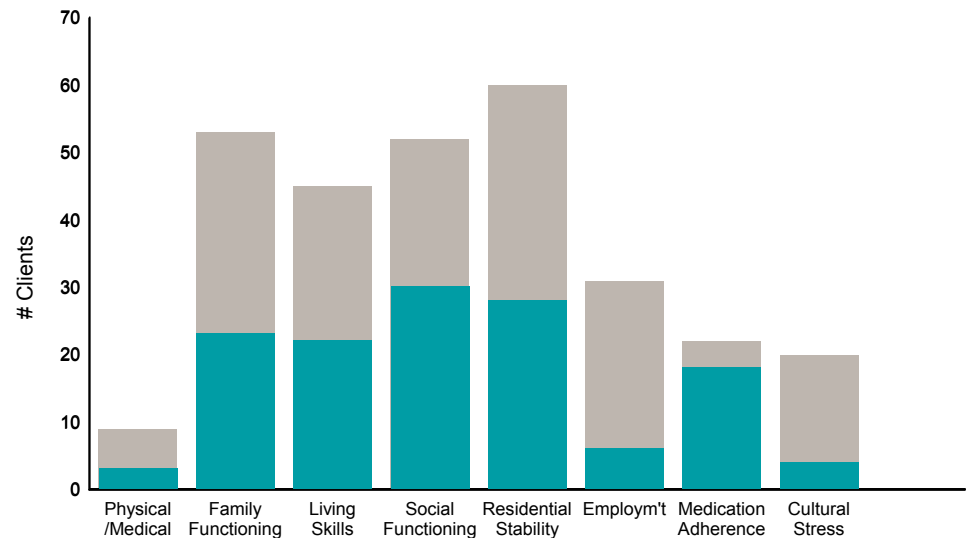


Strengths

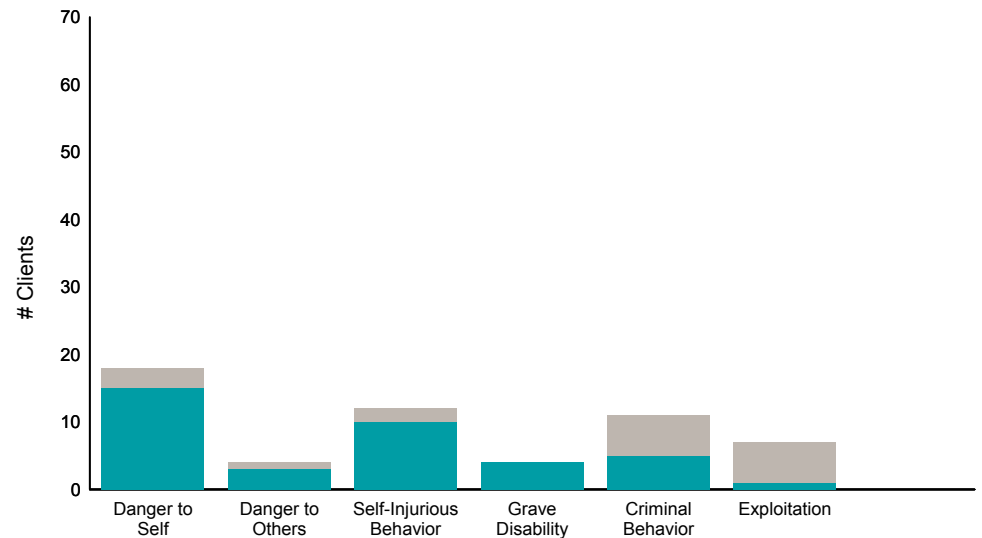


Item	% improvement
Psychosis	48% (11/23)
Depression	62% (32/52)
Anxiety	63% (33/52)
Adjustment to Trauma	58% (22/38)
Impulse Control	51% (25/49)
Interpersonal Problems	71% (5/7)
Substance Use	43% (23/54)
Optimism	40% (16/40)
Community Connection	48% (22/46)
Spiritual /Religious	31% (8/26)
Recovery Involvement	55% (22/40)

Life Domain Functioning



Risk Behaviors



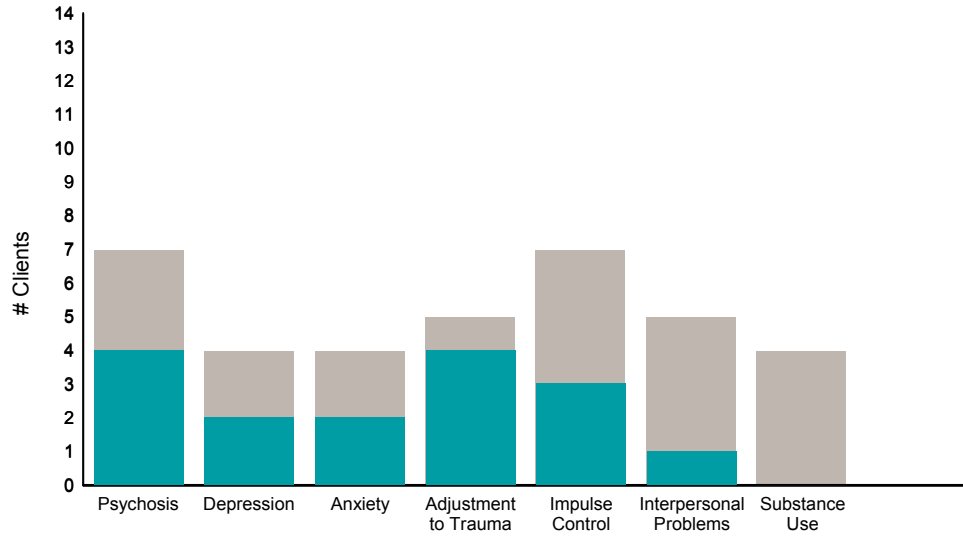
Item	% improvement
Physical /Medical	33% (3/9)
Family Functioning	43% (23/53)
Living Skills	49% (22/45)
Social Functioning	58% (30/52)
Residential Stability	47% (28/60)
Employm't	19% (6/31)
Medication Adherence	82% (18/22)
Cultural Stress	20% (4/20)
Danger to Self	83% (15/18)
Danger to Others	75% (3/4)
Self-Injurious Behavior	83% (10/12)
Grave Disability	100% (4/4)
Criminal Behavior	45% (5/11)
Exploitation	14% (1/7)

Didn't Improve
 Improved

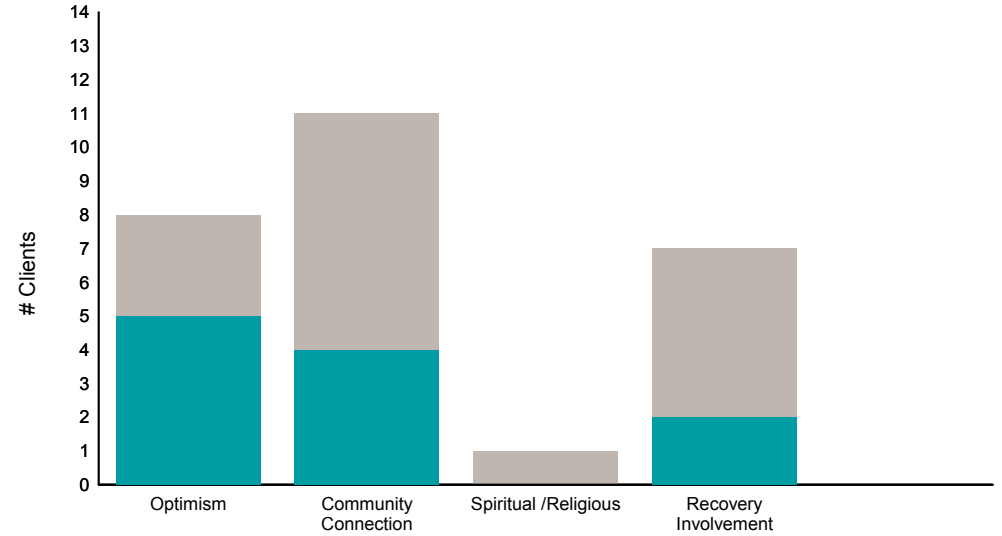
This report looks at current ANSAs to see how many clients improved on items rated 2 or 3 from the prior ANSA.

Num of episodes w/ min. 2 ANSAs: 14 Average days between ANSAs: 87.9 % clients improved on min. 30% of actionable items: **64% (= 9/14)**

Behavioral Health Domain

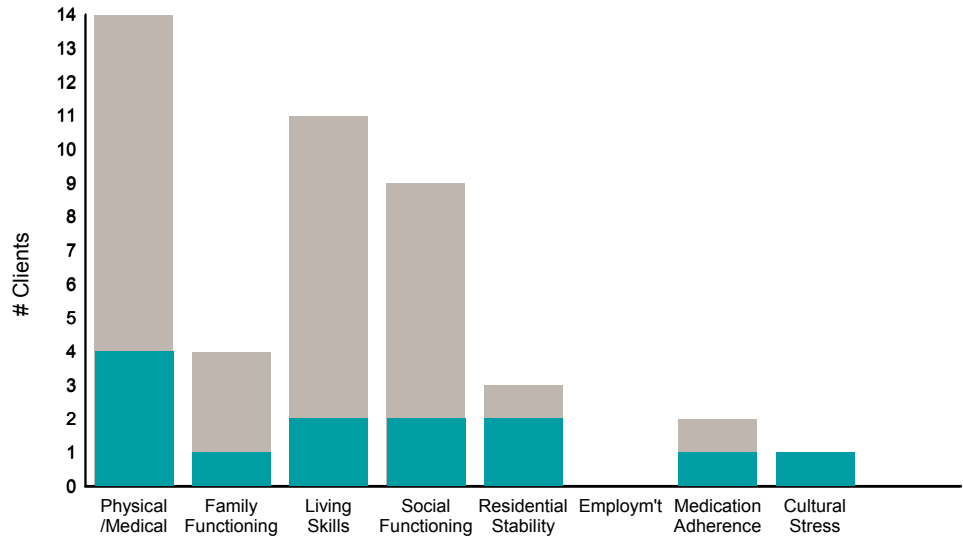


Strengths

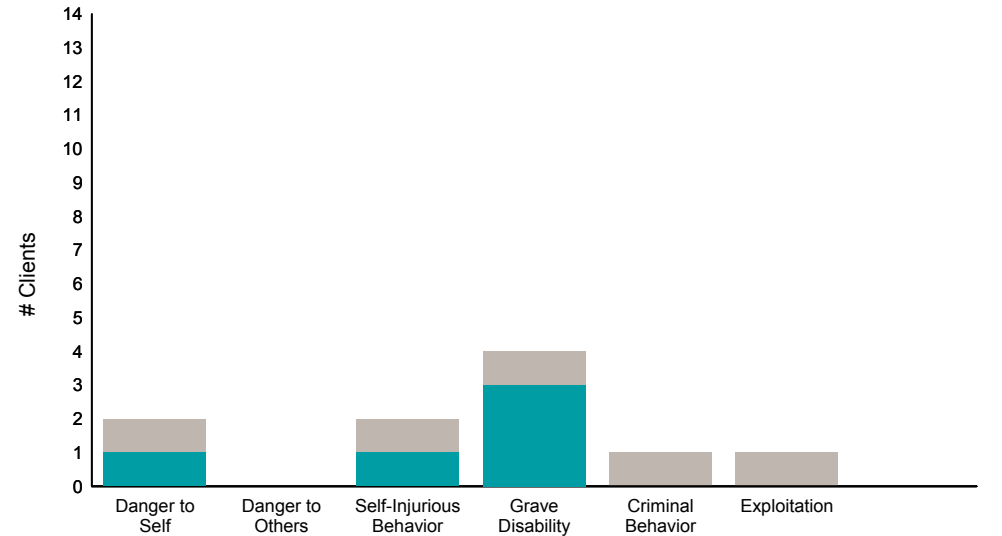


Behavioral Health Domain	Strengths
57% 4/7	63% 5/8
50% 2/4	36% 4/11
50% 2/4	0% 0/1
80% 4/5	29% 2/7
43% 3/7	
20% 1/5	
0% 0/4	
% improvement	

Life Domain Functioning



Risk Behaviors



Life Domain Functioning	Risk Behaviors
29% 4/14	50% 1/2
25% 1/4	0% 0/0
18% 2/11	50% 1/2
22% 2/9	75% 3/4
67% 2/3	0% 0/1
0% 0/0	0% 0/1
50% 1/2	
100% 1/1	
% improvement	

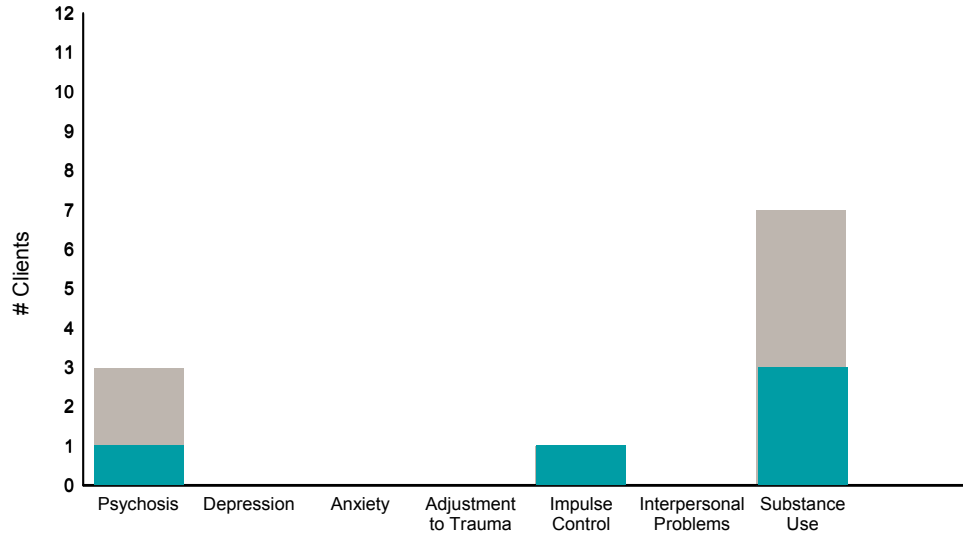
Mission IMD Alternatives (38047)

■ Didn't Improve
■ Improved

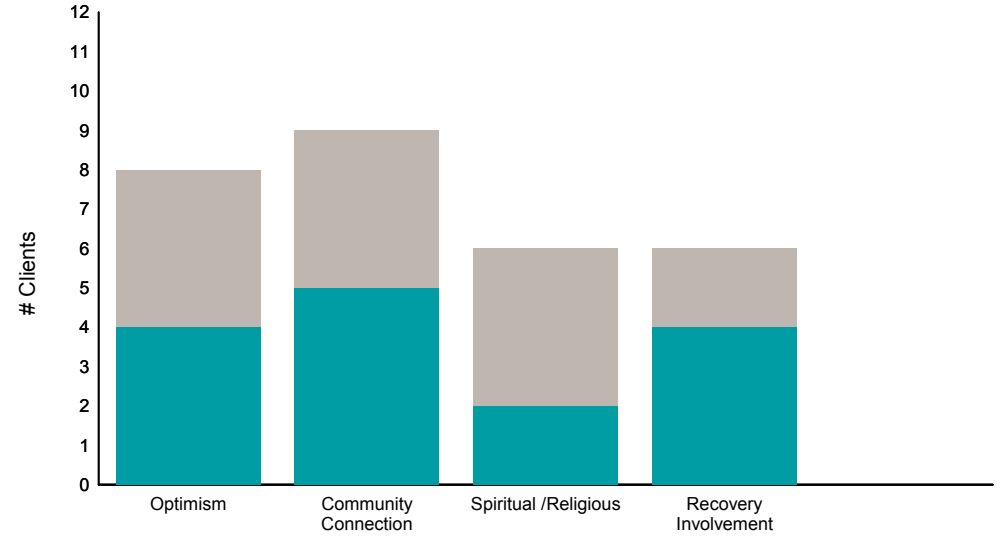
This report looks at current ANSAs to see how many clients improved on items rated 2 or 3 from the prior ANSA.

Num of episodes w/ min. 2 ANSAs: 12 Average days between ANSAs: 405.8 % clients improved on min. 30% of actionable items: **64% (= 7/11)**

Behavioral Health Domain

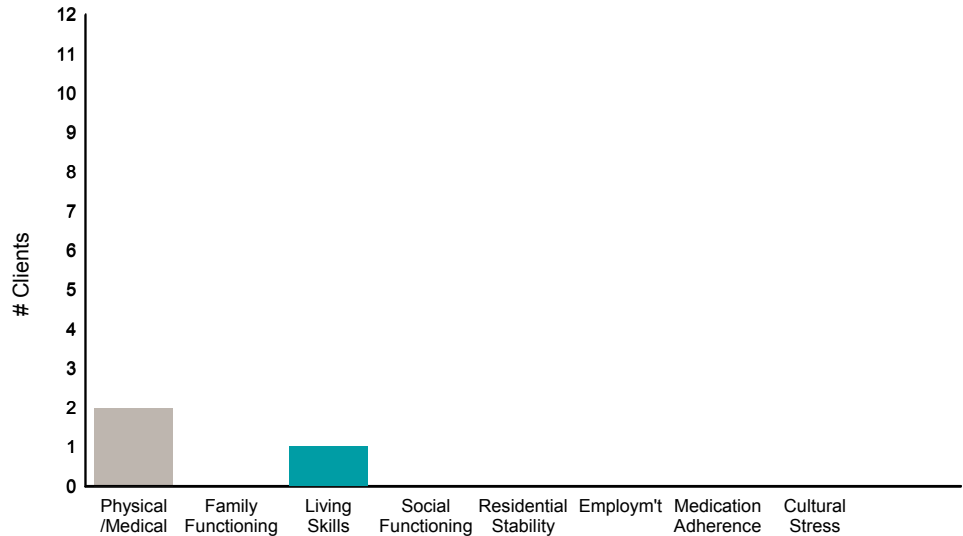


Strengths

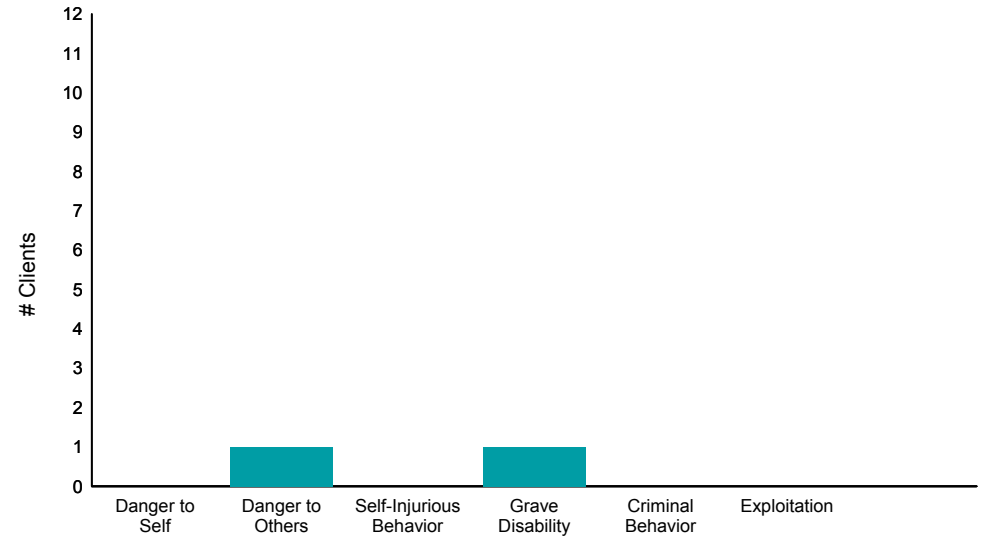


							% improvement				
33%	0%	0%	0%	100%	0%	43%	50%	56%	33%	67%	
1/3	0/0	0/0	0/0	1/1	0/0	3/7	4/8	5/9	2/6	4/6	

Life Domain Functioning



Risk Behaviors



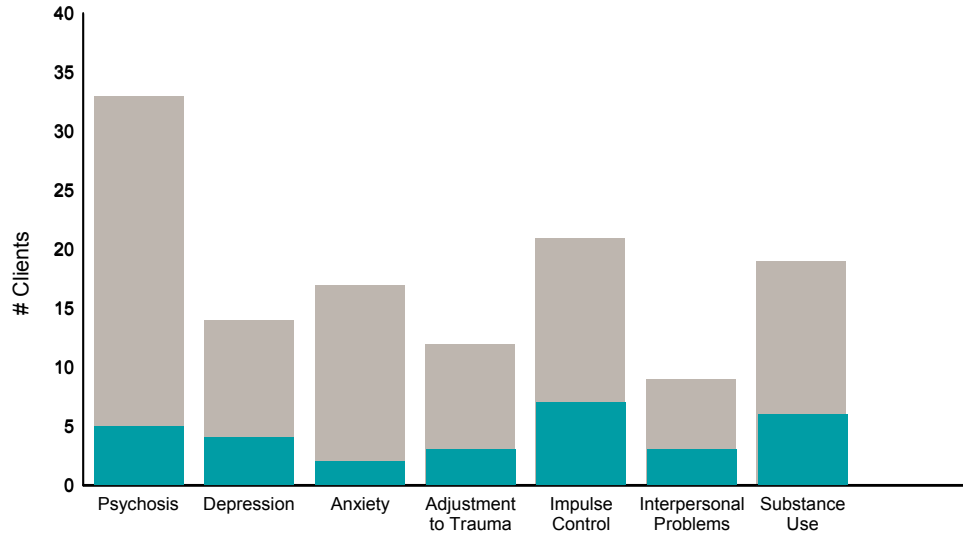
								% improvement				
0%	0%	100%	0%	0%	0%	0%	0%	0%	100%	0%	0%	
0/2	0/0	1/1	0/0	0/0	/0	0/0	0/0	0/0	1/1	0/0	0/0	

Didn't Improve
Improved

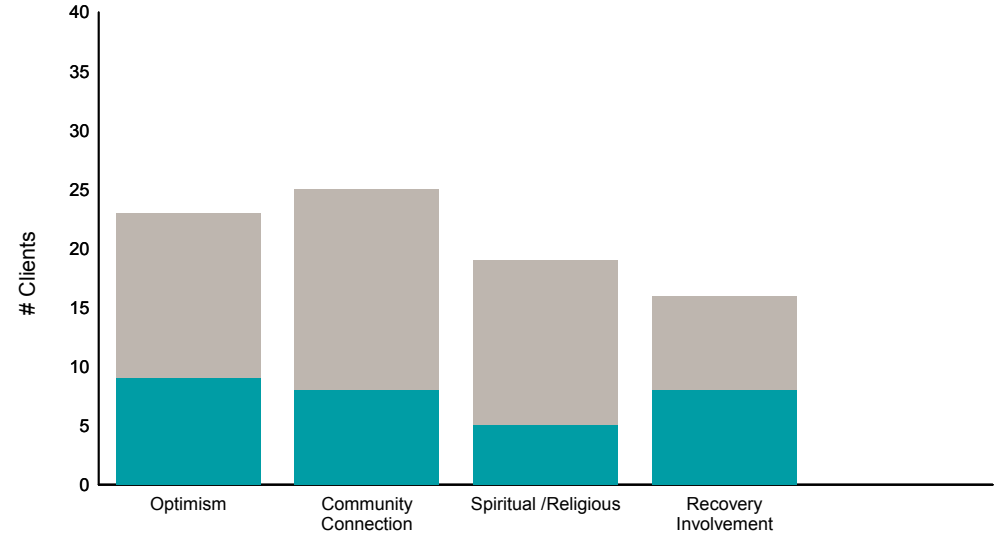
This report looks at current ANSAs to see how many clients improved on items rated 2 or 3 from the prior ANSA.

Num of episodes w/ min. 2 ANSAs: 37 Average days between ANSAs: 521.6 % clients improved on min. 30% of actionable items: **49% (= 18/37)**

Behavioral Health Domain

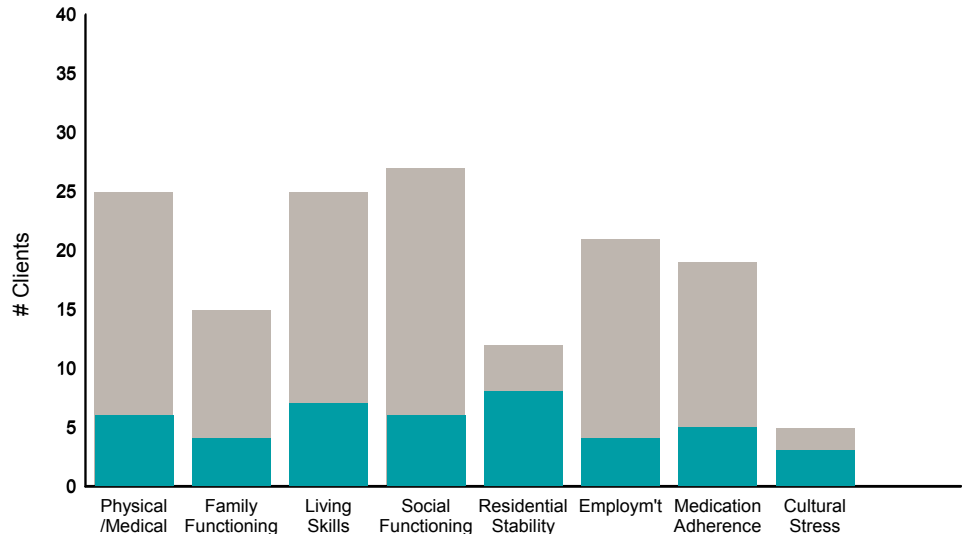


Strengths

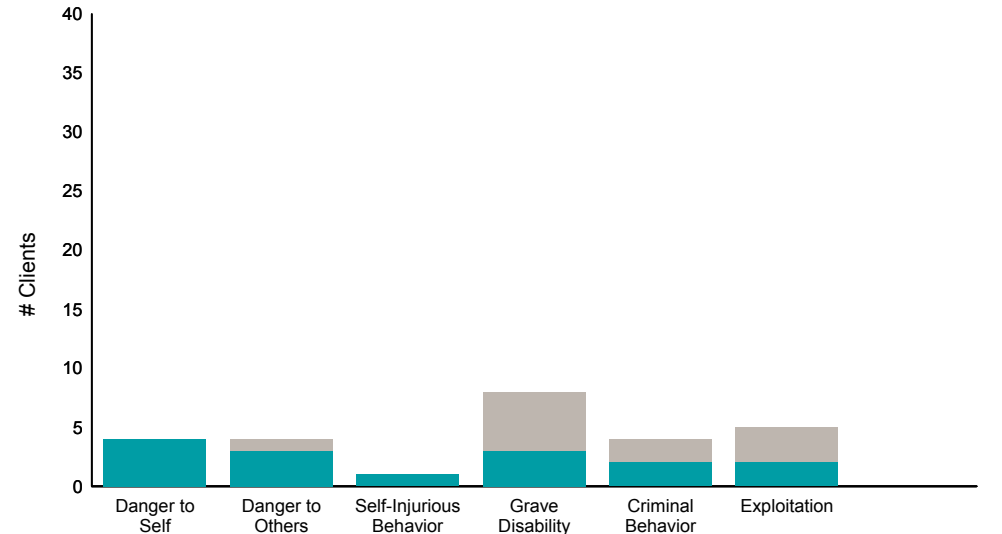


Item	% improvement
Psychosis	15% (5/33)
Depression	29% (4/14)
Anxiety	12% (2/17)
Adjustment to Trauma	25% (3/12)
Impulse Control	33% (7/21)
Interpersonal Problems	33% (3/9)
Substance Use	32% (6/19)
Optimism	39% (9/23)
Community Connection	32% (8/25)
Spiritual /Religious	26% (5/19)
Recovery Involvement	50% (8/16)

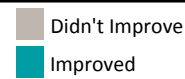
Life Domain Functioning



Risk Behaviors



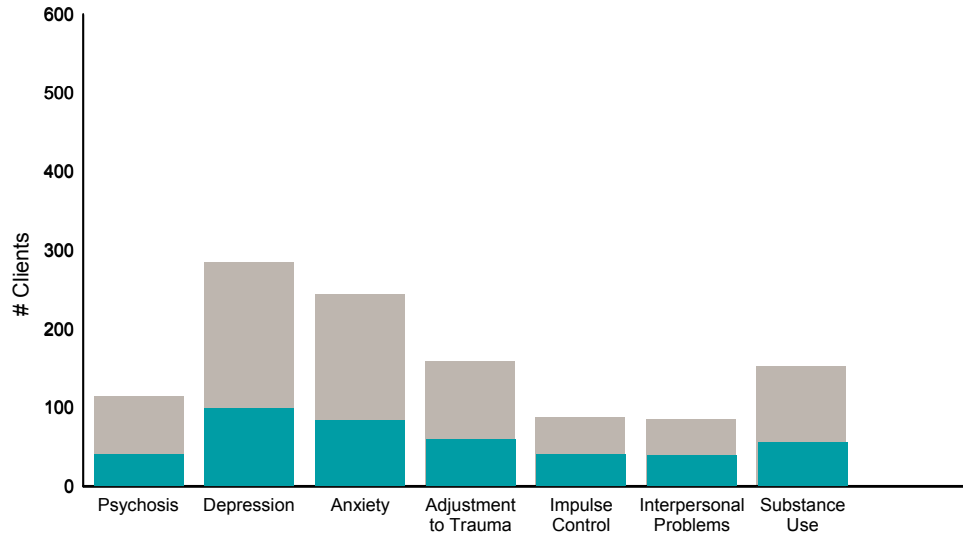
Item	% improvement
Physical /Medical	24% (6/25)
Family Functioning	27% (4/15)
Living Skills	28% (7/25)
Social Functioning	22% (6/27)
Residential Stability	67% (8/12)
Employ'm't	19% (4/21)
Medication Adherence	26% (5/19)
Cultural Stress	60% (3/5)
Danger to Self	100% (4/4)
Danger to Others	75% (3/4)
Self-Injurious Behavior	100% (1/1)
Grave Disability	38% (3/8)
Criminal Behavior	50% (2/4)
Exploitation	40% (2/5)



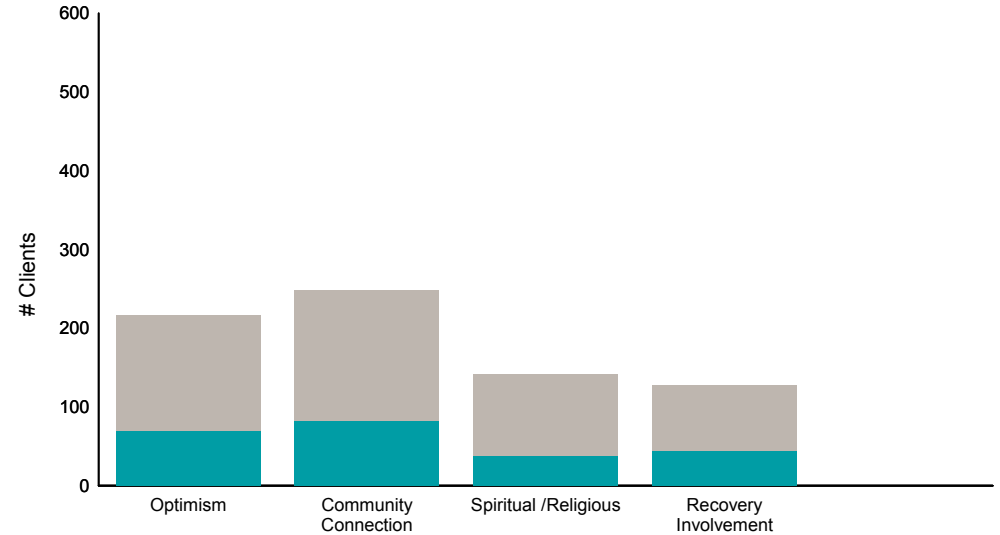
This report looks at current ANSAs to see how many clients improved on items rated 2 or 3 from the prior ANSA.

Num of episodes w/ min. 2 ANSAs: 512 Average days between ANSAs: 436.3 % clients improved on min. 30% of actionable items: **60% (= 238/395)**

Behavioral Health Domain

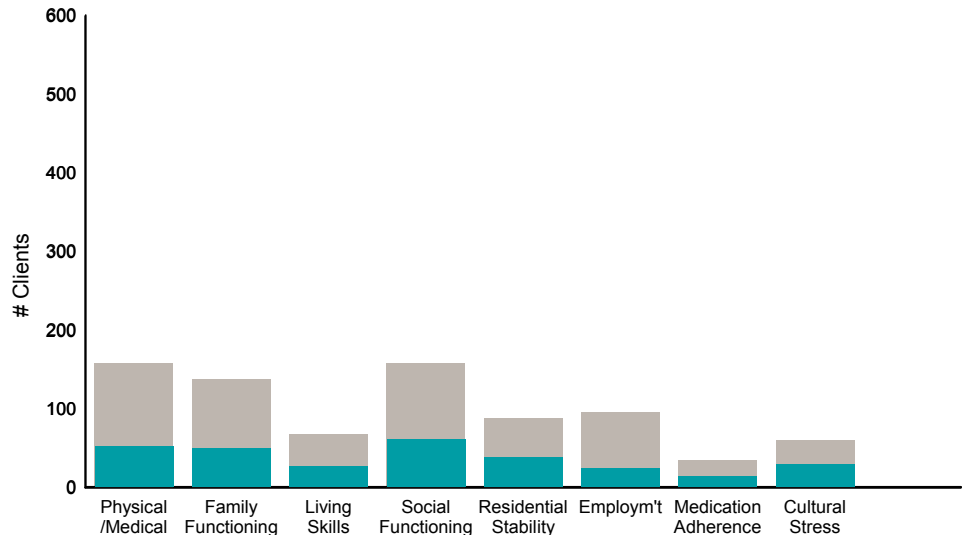


Strengths

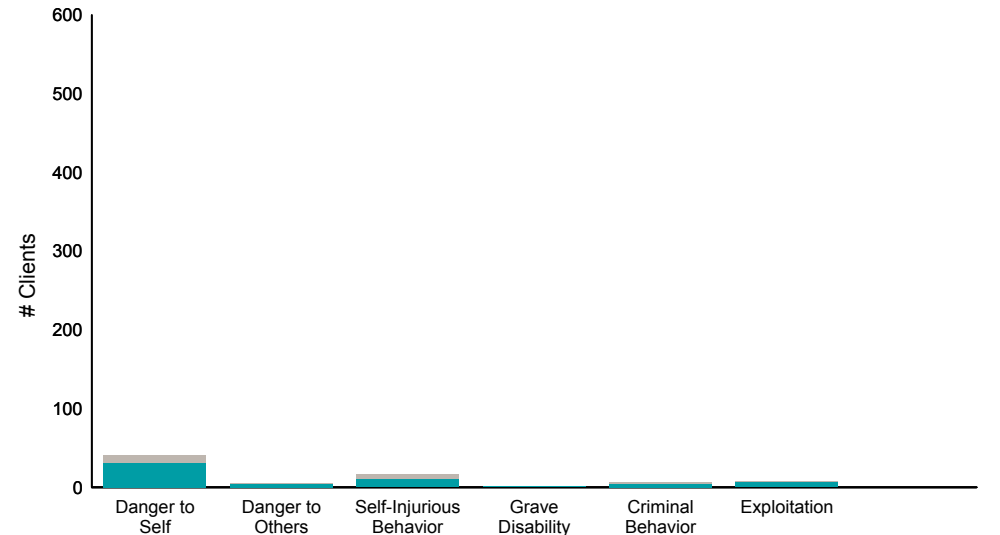


Item	% improvement
Psychosis	35% (40/115)
Depression	35% (99/285)
Anxiety	34% (84/245)
Adjustment to Trauma	37% (59/159)
Impulse Control	45% (40/89)
Interpersonal Problems	45% (39/86)
Substance Use	36% (55/153)
Optimism	32% (69/216)
Community Connection	33% (82/248)
Spiritual /Religious	26% (37/141)
Recovery Involvement	34% (44/128)

Life Domain Functioning



Risk Behaviors



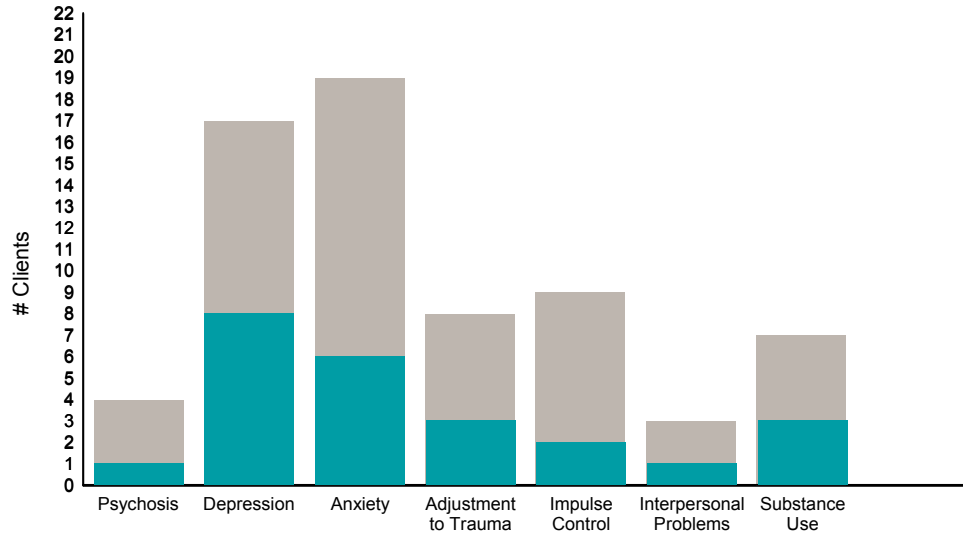
Item	% improvement
Physical /Medical	32% (51/158)
Family Functioning	36% (49/138)
Living Skills	38% (26/68)
Social Functioning	38% (61/159)
Residential Stability	43% (38/88)
Employ'm't	24% (23/96)
Medication Adherence	40% (14/35)
Cultural Stress	48% (29/61)
Danger to Self	76% (31/41)
Danger to Others	80% (4/5)
Self-Injurious Behavior	59% (10/17)
Grave Disability	50% (1/2)
Criminal Behavior	57% (4/7)
Exploitation	75% (6/8)

■ Didn't Improve
■ Improved

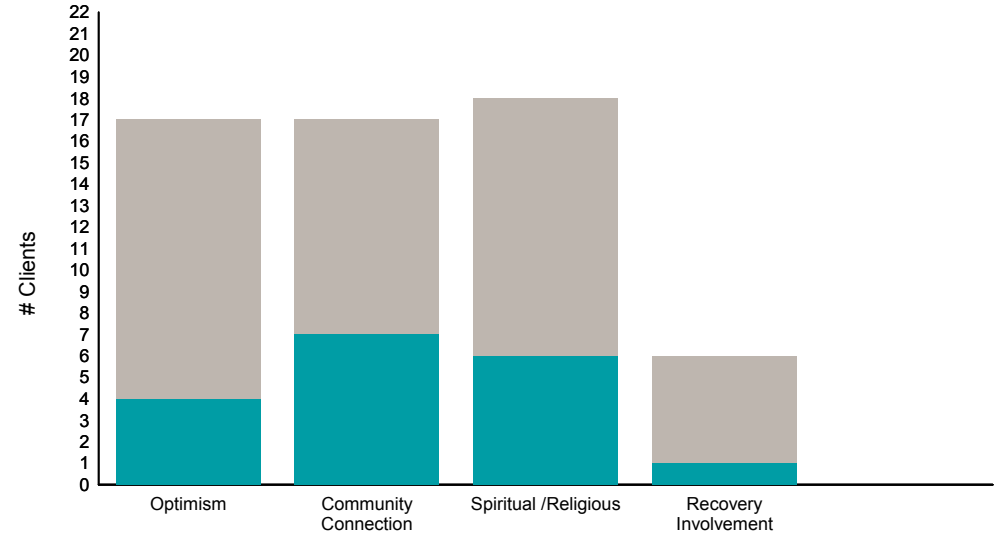
This report looks at current ANSAs to see how many clients improved on items rated 2 or 3 from the prior ANSA.

Num of episodes w/ min. 2 ANSAs: 22 Average days between ANSAs: 264.8 % clients improved on min. 30% of actionable items: **75% (= 15/20)**

Behavioral Health Domain

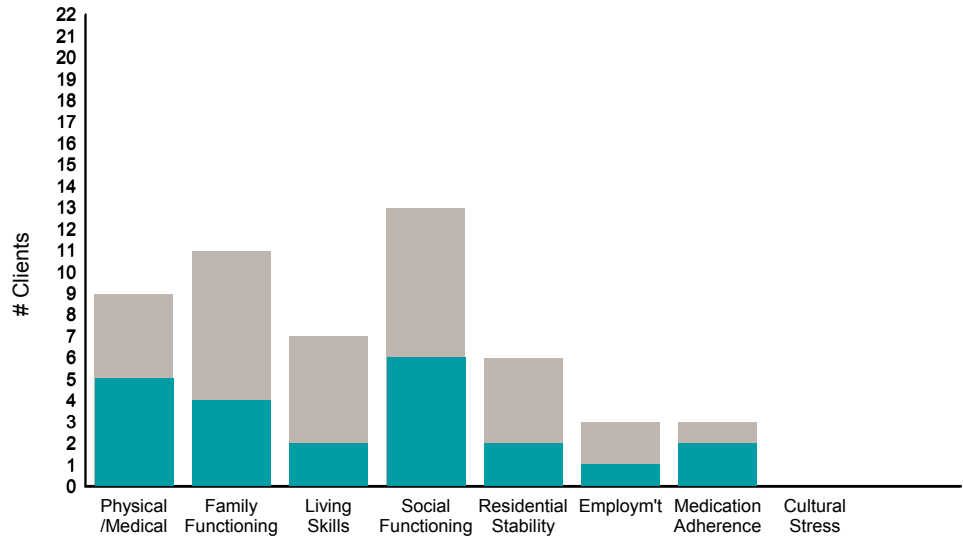


Strengths

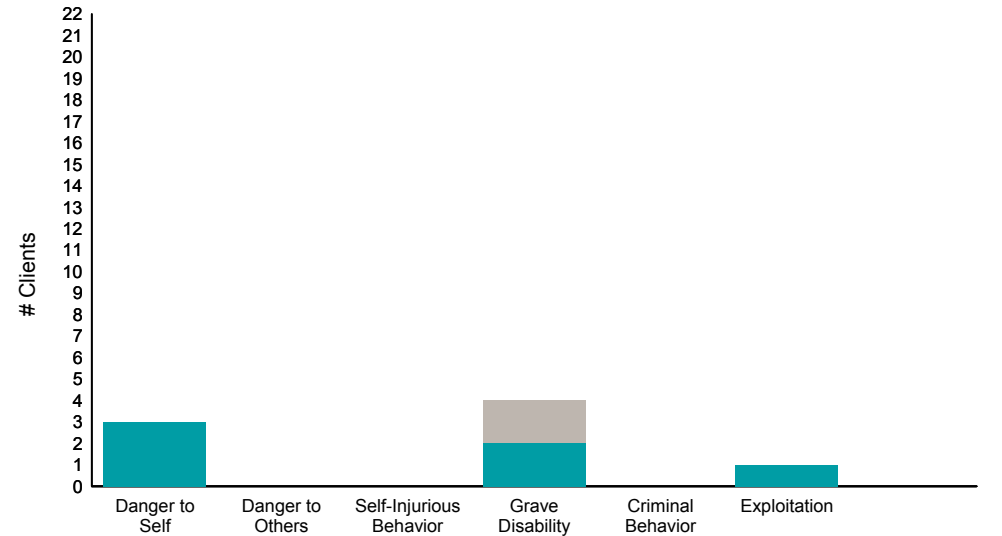


Item	% improvement
Psychosis	25% (1/4)
Depression	47% (8/17)
Anxiety	32% (6/19)
Adjustment to Trauma	38% (3/8)
Impulse Control	22% (2/9)
Interpersonal Problems	33% (1/3)
Substance Use	43% (3/7)
Optimism	24% (4/17)
Community Connection	41% (7/17)
Spiritual /Religious	33% (6/18)
Recovery Involvement	17% (1/6)

Life Domain Functioning



Risk Behaviors



Item	% improvement
Physical /Medical	56% (5/9)
Family Functioning	36% (4/11)
Living Skills	29% (2/7)
Social Functioning	46% (6/13)
Residential Stability	33% (2/6)
Employ'm't	33% (1/3)
Medication Adherence	67% (2/3)
Cultural Stress	0% (0/0)
Danger to Self	100% (3/3)
Danger to Others	0% (0/0)
Self-Injurious Behavior	0% (0/0)
Grave Disability	50% (2/4)
Criminal Behavior	0% (0/0)
Exploitation	100% (1/1)

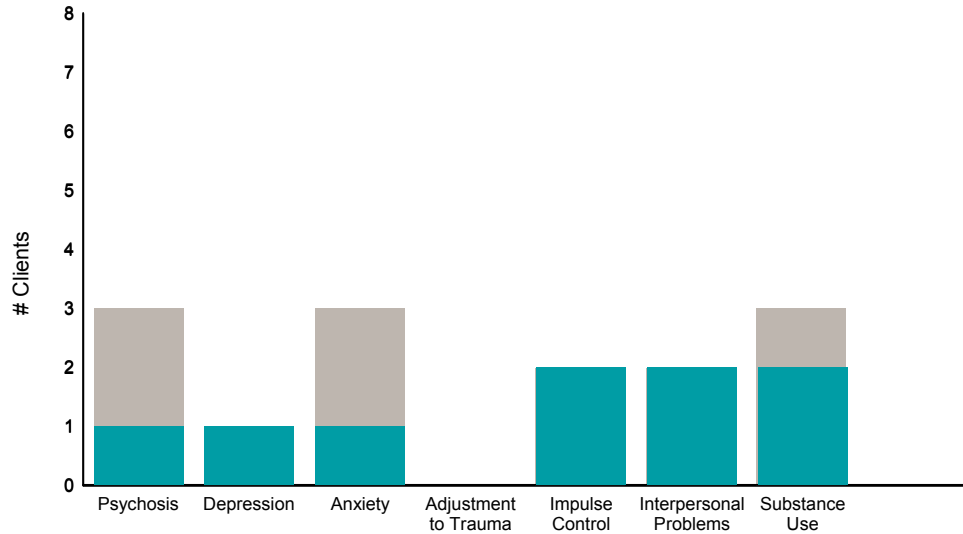
Odyssey House Outpatient (3840OP)

Didn't Improve
Improved

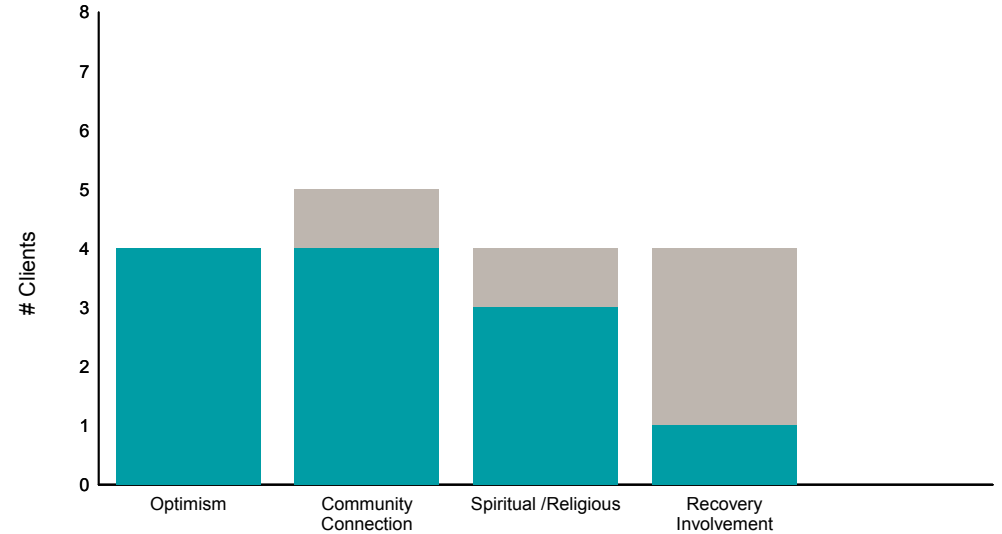
This report looks at current ANSAs to see how many clients improved on items rated 2 or 3 from the prior ANSA.

Num of episodes w/ min. 2 ANSAs: 8 Average days between ANSAs: 346.0 % clients improved on min. 30% of actionable items: **100% (= 8/8)**

Behavioral Health Domain

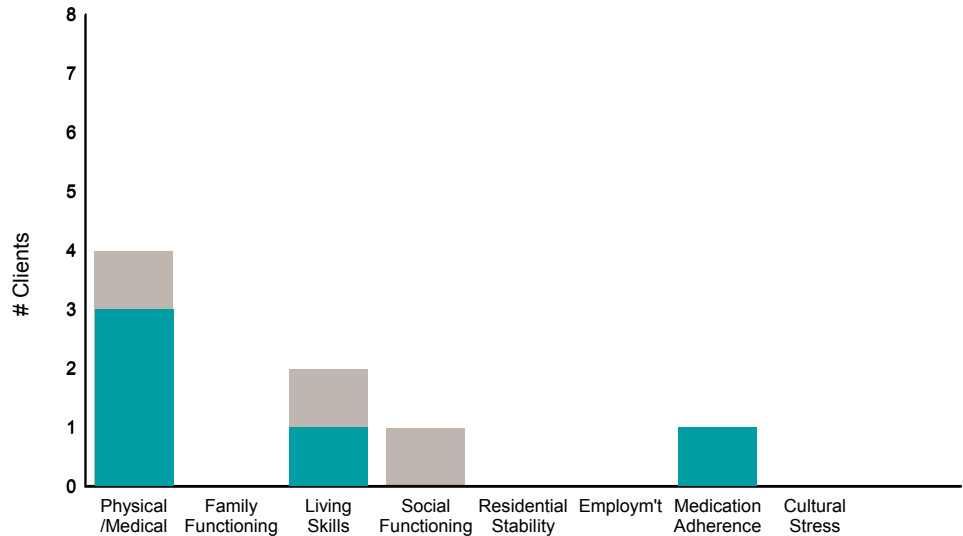


Strengths



Item	% improvement
Psychosis	33% (1/3)
Depression	100% (1/1)
Anxiety	33% (1/3)
Adjustment to Trauma	0% (0/0)
Impulse Control	100% (2/2)
Interpersonal Problems	100% (2/2)
Substance Use	67% (2/3)
Optimism	100% (4/4)
Community Connection	80% (4/5)
Spiritual /Religious	75% (3/4)
Recovery Involvement	25% (1/4)

Life Domain Functioning



Risk Behaviors



Item	% improvement
Physical /Medical	75% (3/4)
Family Functioning	0% (0/0)
Living Skills	50% (1/2)
Social Functioning	0% (0/1)
Residential Stability	0% (0/0)
Employm't	0% (0/0)
Medication Adherence	100% (1/1)
Cultural Stress	0% (0/0)
Danger to Self	0% (0/0)
Danger to Others	0% (0/0)
Self-Injurious Behavior	0% (0/0)
Grave Disability	0% (0/0)
Criminal Behavior	0% (0/0)
Exploitation	0% (0/0)

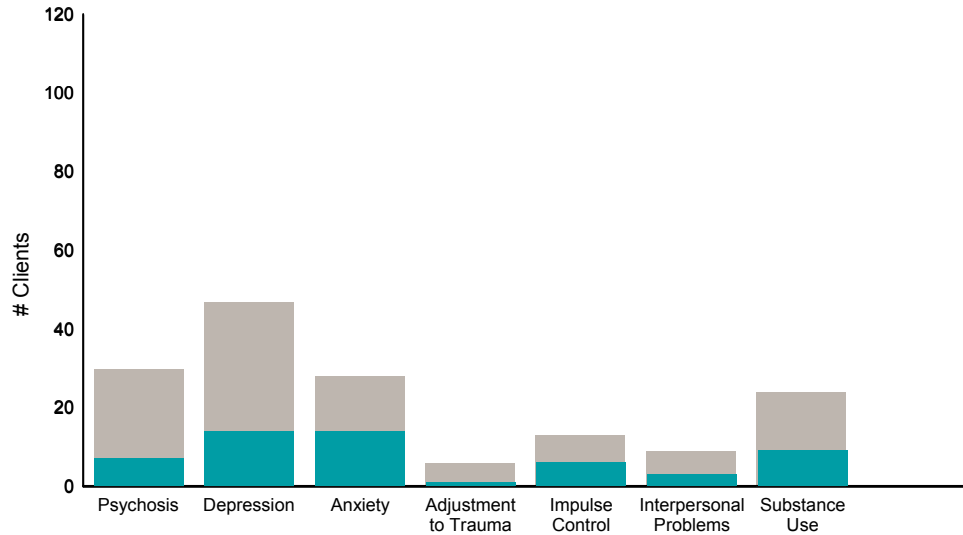
Older Adult Mental Health Cons (EPISODE, 89073)

Didn't Improve
Improved

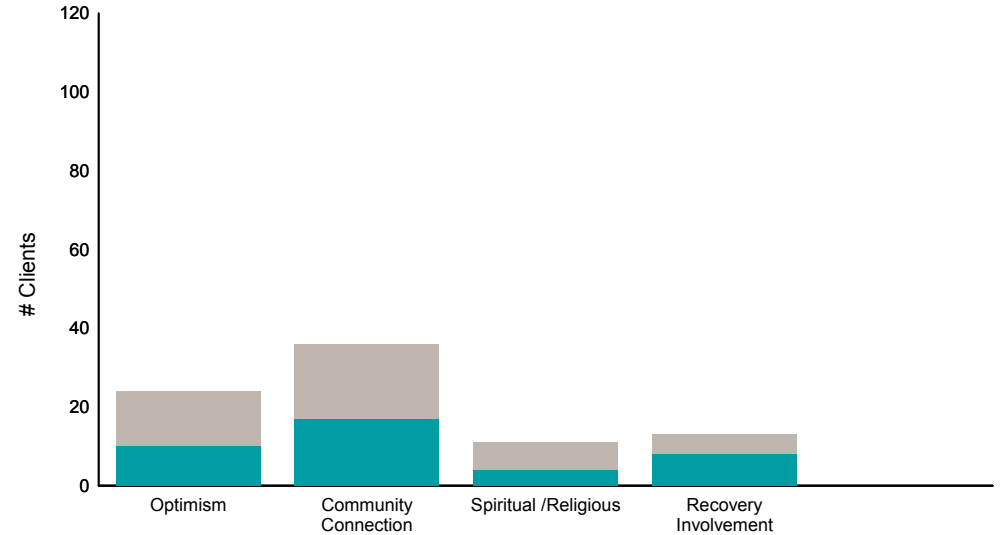
This report looks at current ANSAs to see how many clients improved on items rated 2 or 3 from the prior ANSA.

Num of episodes w/ min. 2 ANSAs: 119 Average days between ANSAs: 454.5 % clients improved on min. 30% of actionable items: **55% (= 53/96)**

Behavioral Health Domain

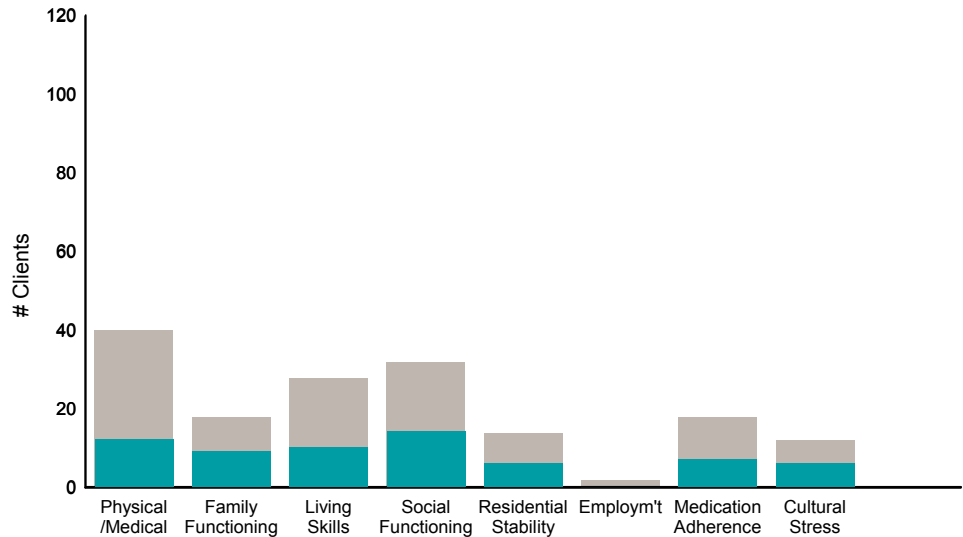


Strengths

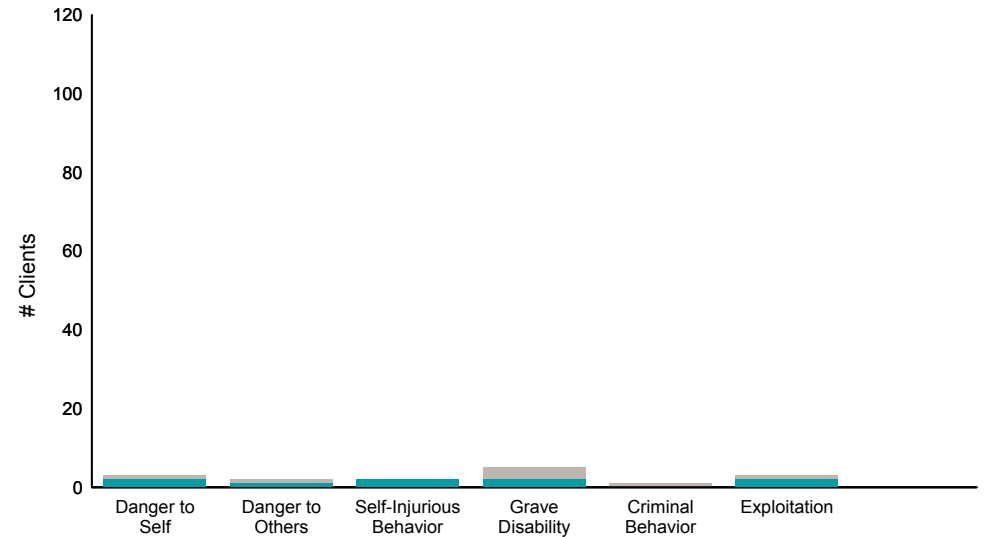


Item	% improvement
Psychosis	23% (7/30)
Depression	30% (14/47)
Anxiety	50% (14/28)
Adjustment to Trauma	17% (1/6)
Impulse Control	46% (6/13)
Interpersonal Problems	33% (3/9)
Substance Use	38% (9/24)
Optimism	42% (10/24)
Community Connection	47% (17/36)
Spiritual /Religious	36% (4/11)
Recovery Involvement	62% (8/13)

Life Domain Functioning



Risk Behaviors



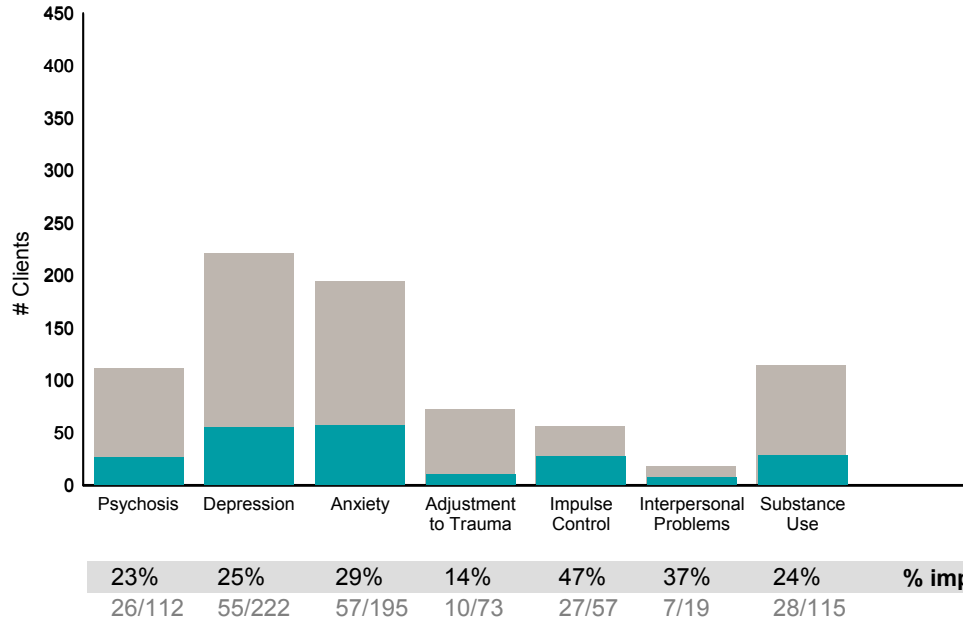
Item	% improvement
Physical /Medical	30% (12/40)
Family Functioning	50% (9/18)
Living Skills	36% (10/28)
Social Functioning	44% (14/32)
Residential Stability	43% (6/14)
Employ'm't	0% (0/2)
Medication Adherence	39% (7/18)
Cultural Stress	50% (6/12)
Danger to Self	67% (2/3)
Danger to Others	50% (1/2)
Self-Injurious Behavior	100% (2/2)
Grave Disability	40% (2/5)
Criminal Behavior	0% (0/1)
Exploitation	67% (2/3)

Didn't Improve
 Improved

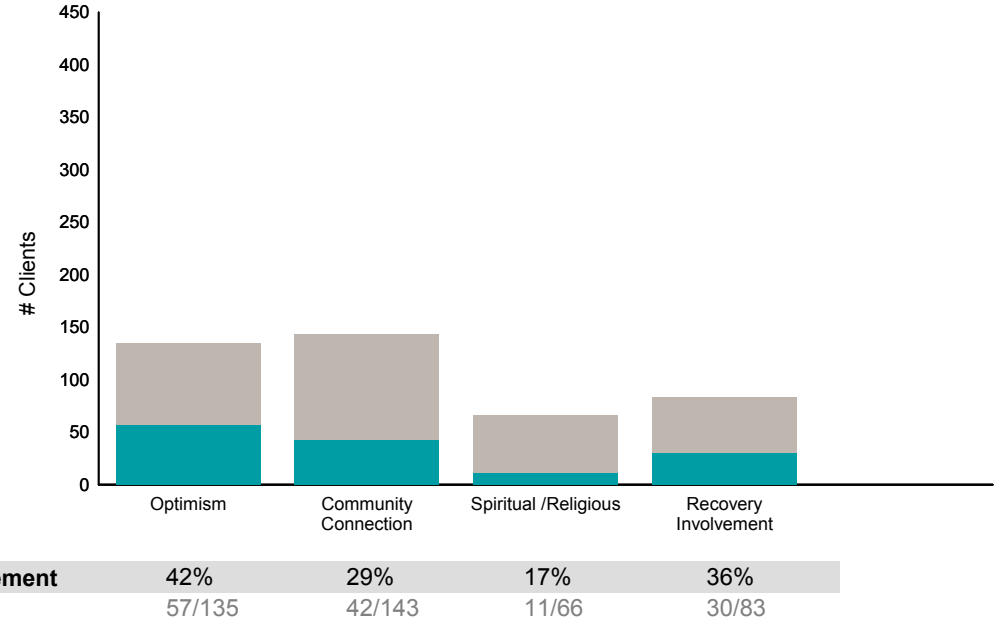
This report looks at current ANSAs to see how many clients improved on items rated 2 or 3 from the prior ANSA.

Num of episodes w/ min. 2 ANSAs: 406 Average days between ANSAs: 344.4 % clients improved on min. 30% of actionable items: **49% (= 184/376)**

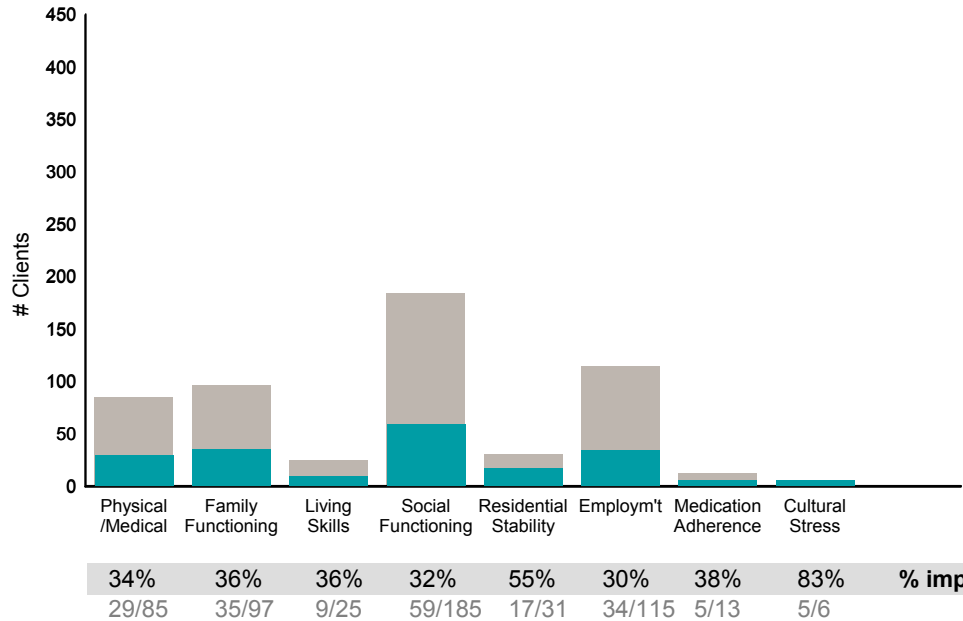
Behavioral Health Domain



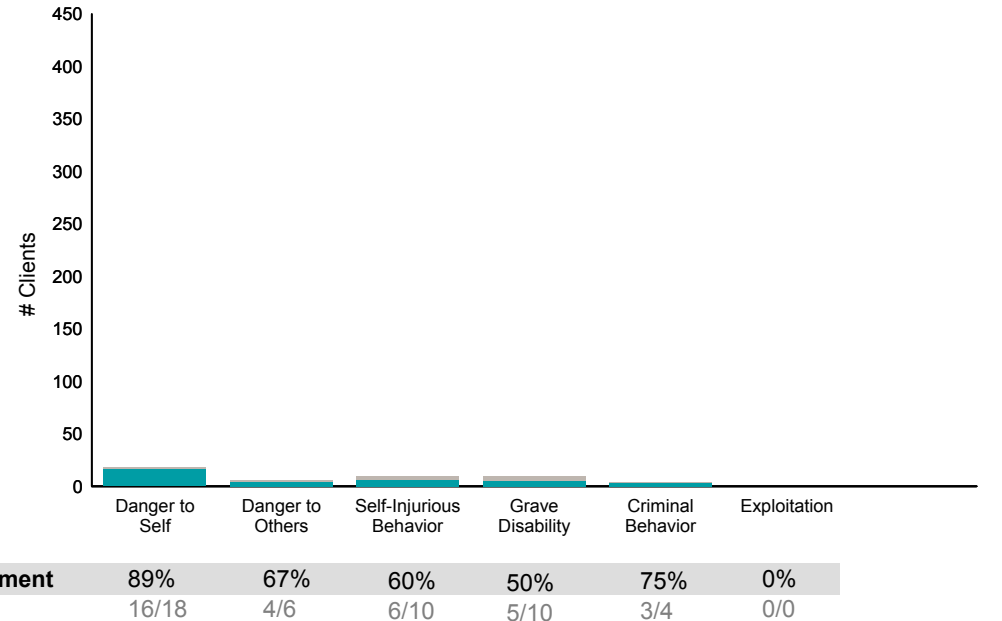
Strengths



Life Domain Functioning



Risk Behaviors

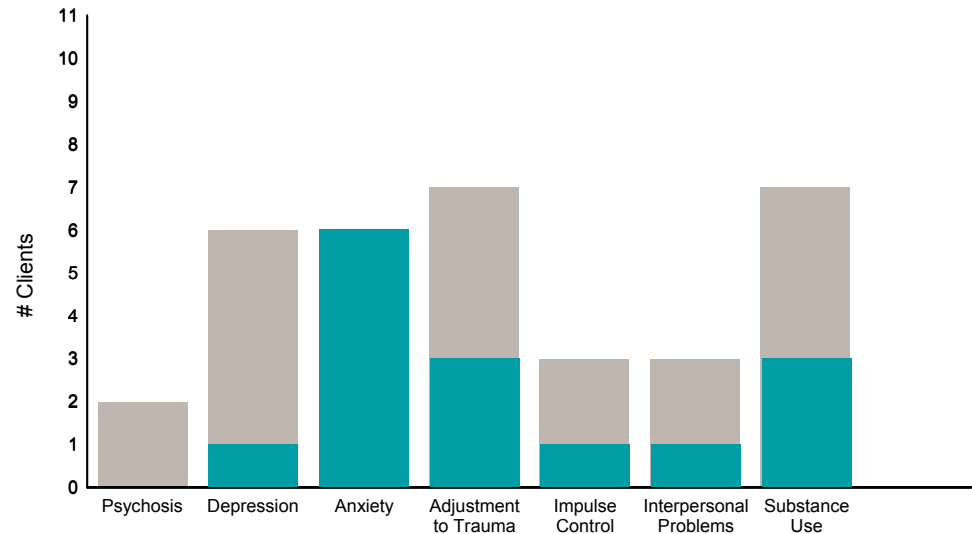


Progress Ashbury House & Day Treatment (8984 EPISODE, 89841)

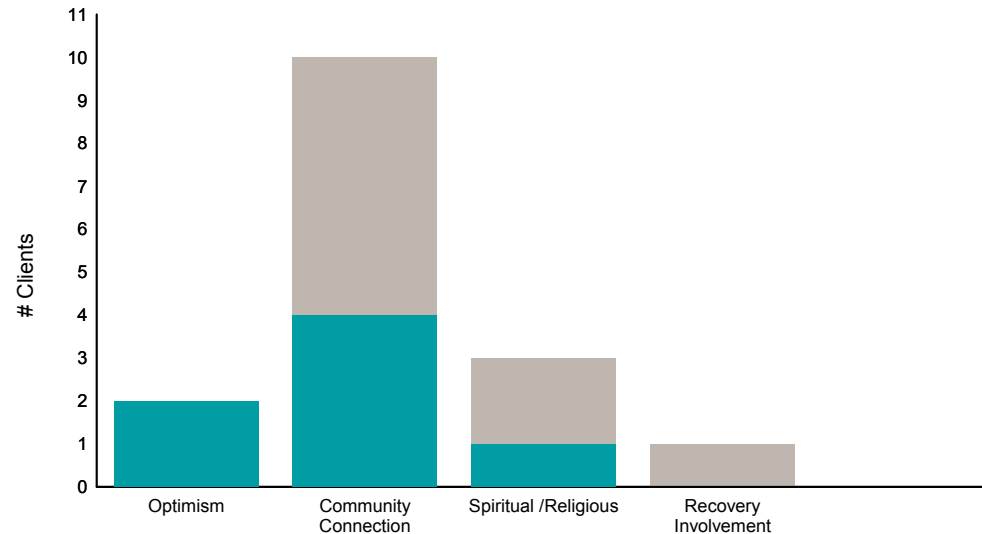
Didn't Improve
 Improved
 This report looks at current ANSAs to see how many clients improved on items rated 2 or 3 from the prior ANSA.

Num of episodes w/ min. 2 ANSAs: 11 Average days between ANSAs: 225.2 % clients improved on min. 30% of actionable items: **82% (= 9/11)**

Behavioral Health Domain

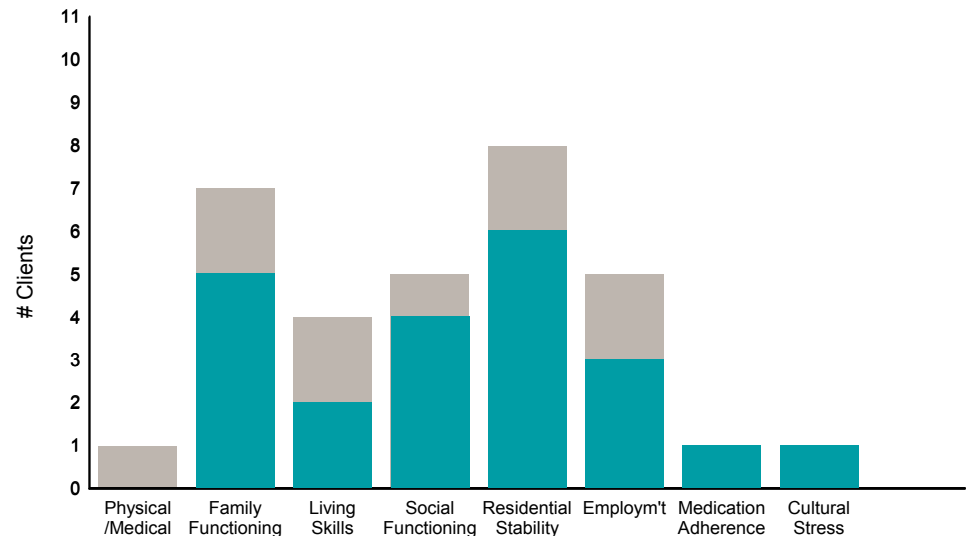


Strengths

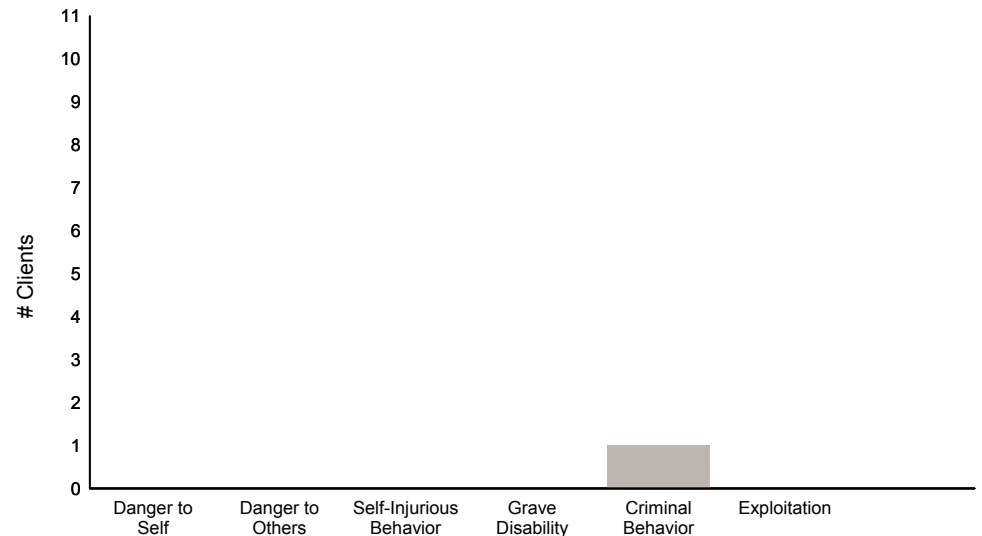


0%	17%	100%	43%	33%	33%	43%	% improvement	100%	40%	33%	0%
0/2	1/6	6/6	3/7	1/3	1/3	3/7		2/2	4/10	1/3	0/1

Life Domain Functioning



Risk Behaviors



0%	71%	50%	80%	75%	60%	100%	100%	% improvement	0%	0%	0%	0%	0%	0%
0/1	5/7	2/4	4/5	6/8	3/5	1/1	1/1		0/0	0/0	0/0	0/0	0/1	0/0

This report reflects data from 7/1/2016 - 6/30/2017

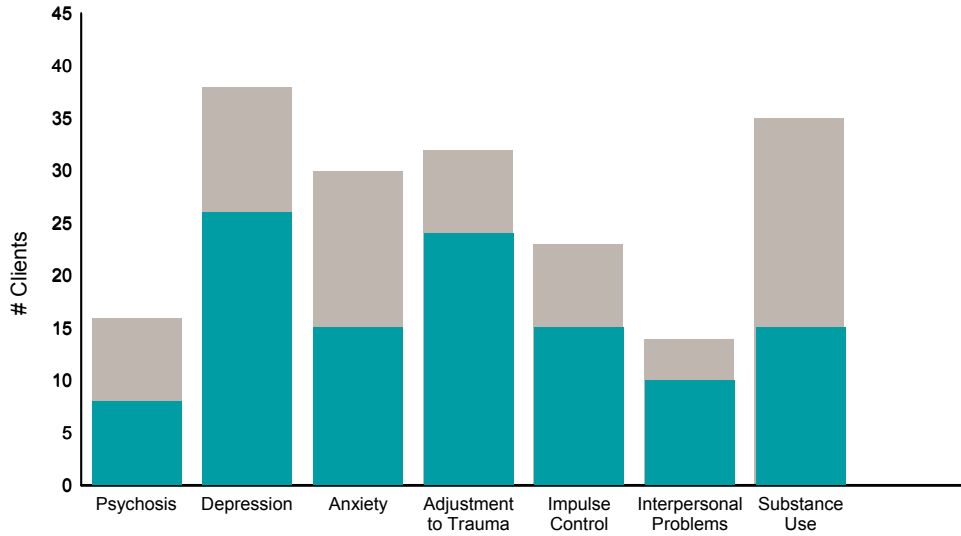
Progress House Resident Adult (38371)

Didn't Improve
Improved

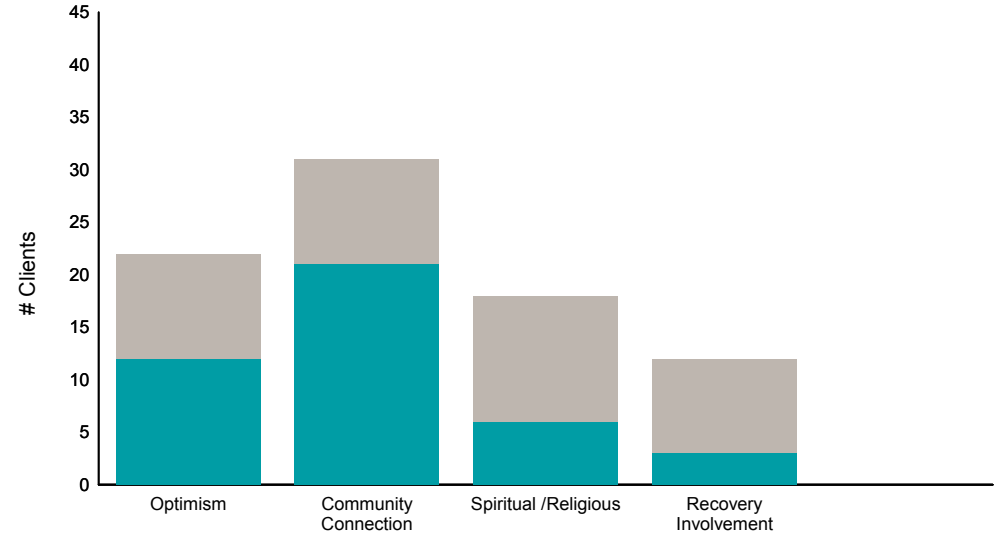
This report looks at current ANSAs to see how many clients improved on items rated 2 or 3 from the prior ANSA.

Num of episodes w/ min. 2 ANSAs: 44 Average days between ANSAs: 71.1 % clients improved on min. 30% of actionable items: **73% (= 32/44)**

Behavioral Health Domain

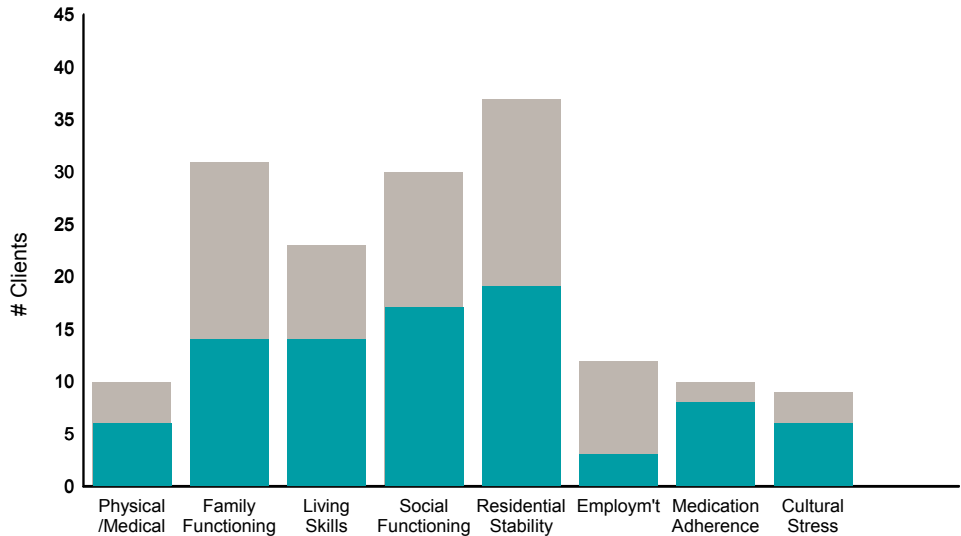


Strengths

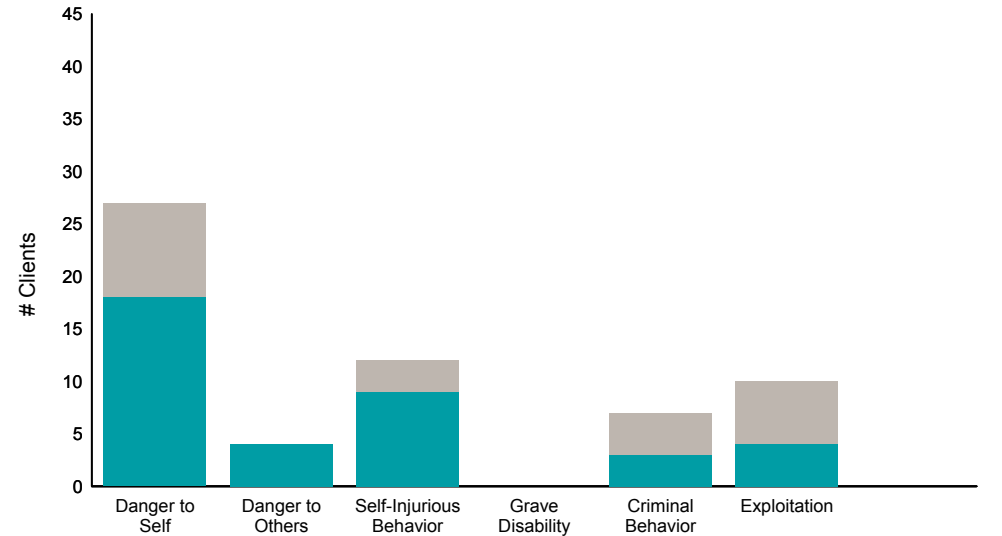


Item	% improvement
Psychosis	50% (8/16)
Depression	68% (26/38)
Anxiety	50% (15/30)
Adjustment to Trauma	75% (24/32)
Impulse Control	65% (15/23)
Interpersonal Problems	71% (10/14)
Substance Use	43% (15/35)
Optimism	55% (12/22)
Community Connection	68% (21/31)
Spiritual /Religious	33% (6/18)
Recovery Involvement	25% (3/12)

Life Domain Functioning



Risk Behaviors



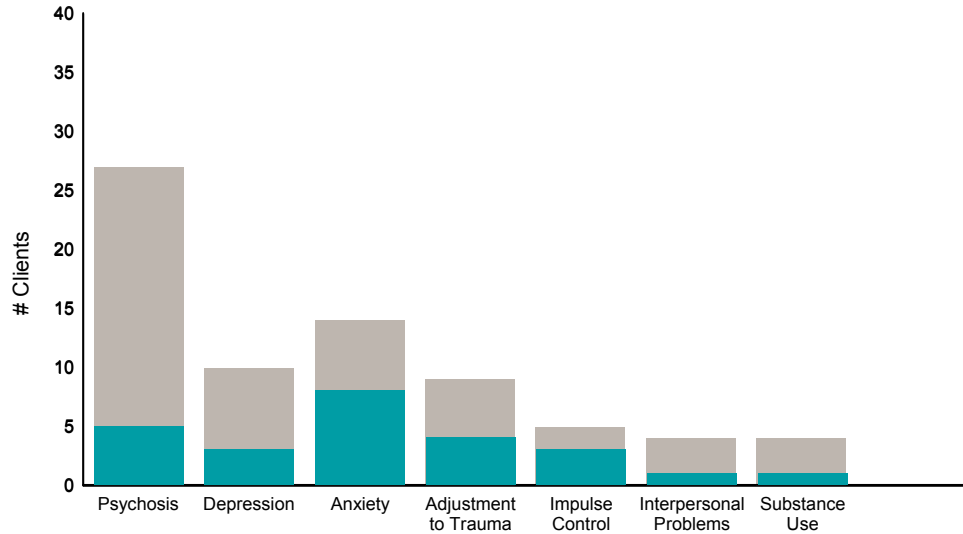
Item	% improvement
Physical /Medical	60% (6/10)
Family Functioning	45% (14/31)
Living Skills	61% (14/23)
Social Functioning	57% (17/30)
Residential Stability	51% (19/37)
Employ'm't	25% (3/12)
Medication Adherence	80% (8/10)
Cultural Stress	67% (6/9)
Danger to Self	67% (18/27)
Danger to Others	100% (4/4)
Self-Injurious Behavior	75% (9/12)
Grave Disability	0% (0/0)
Criminal Behavior	43% (3/7)
Exploitation	40% (4/10)

Didn't Improve
Improved

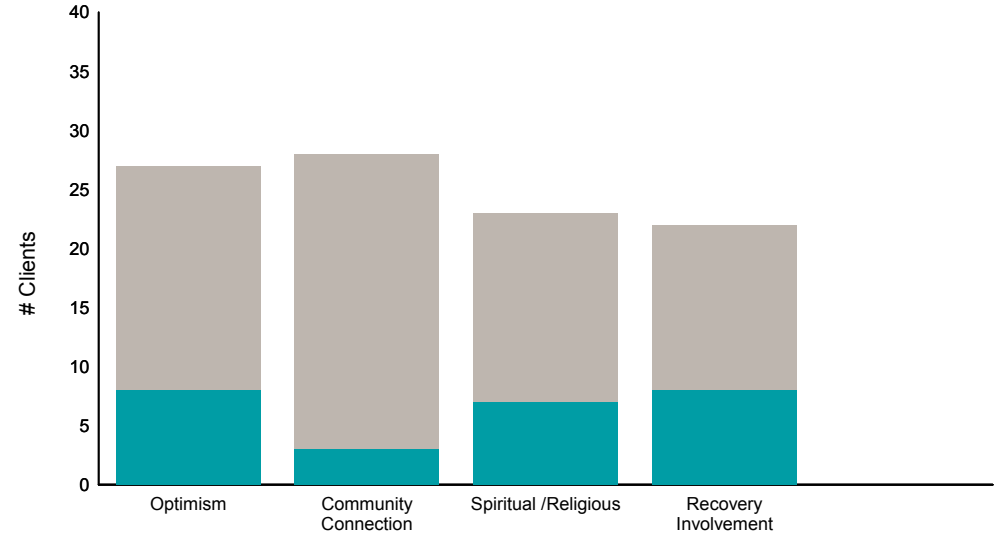
This report looks at current ANSAs to see how many clients improved on items rated 2 or 3 from the prior ANSA.

Num of episodes w/ min. 2 ANSAs: 37 Average days between ANSAs: 338.5 % clients improved on min. 30% of actionable items: **49% (= 18/37)**

Behavioral Health Domain

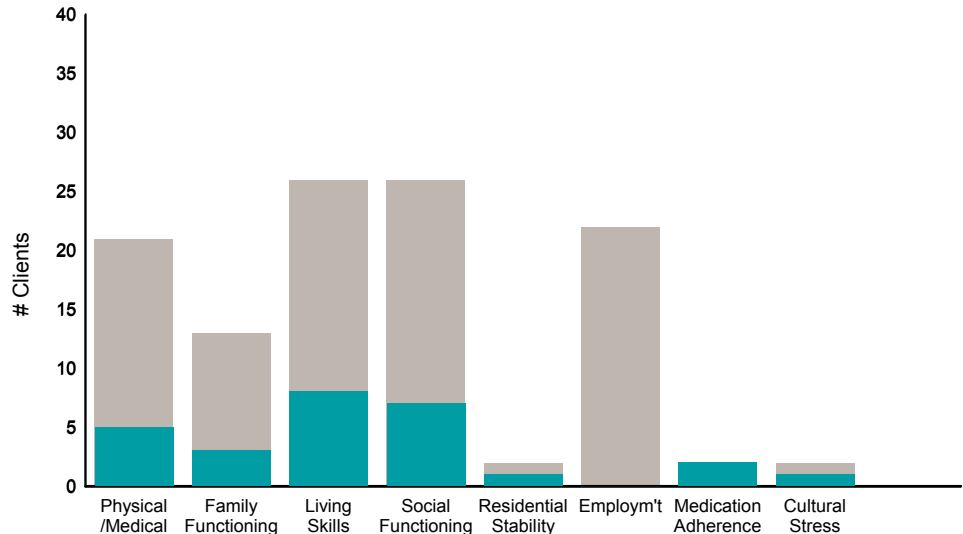


Strengths

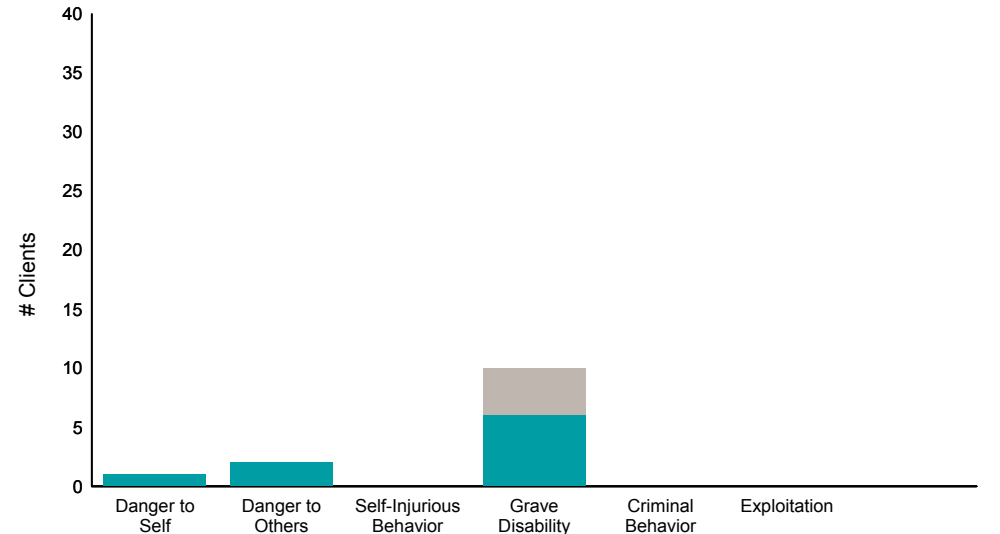


Item	% improvement	Count
Psychosis	19%	5/27
Depression	30%	3/10
Anxiety	57%	8/14
Adjustment to Trauma	44%	4/9
Impulse Control	60%	3/5
Interpersonal Problems	25%	1/4
Substance Use	25%	1/4
Optimism	30%	8/27
Community Connection	11%	3/28
Spiritual /Religious	30%	7/23
Recovery Involvement	36%	8/22

Life Domain Functioning



Risk Behaviors



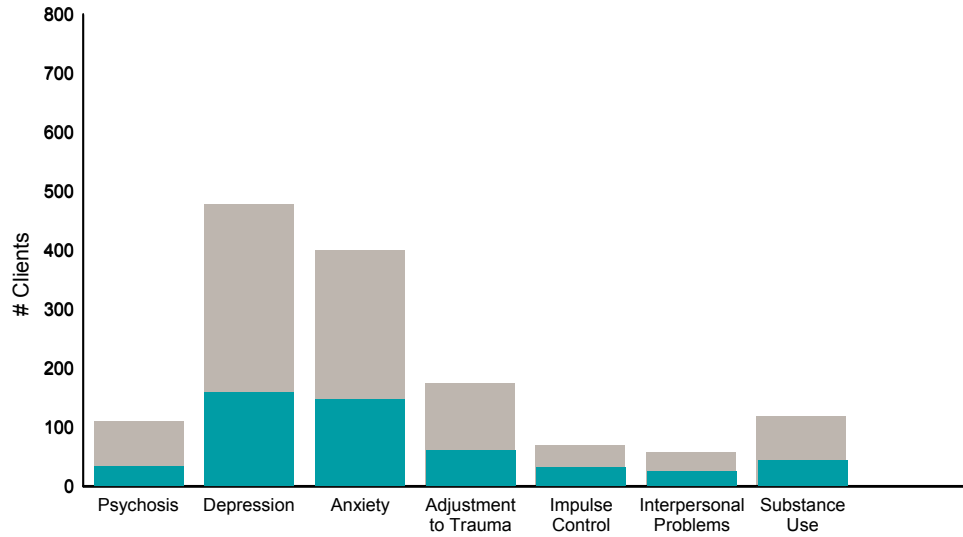
Item	% improvement	Count
Physical /Medical	24%	5/21
Family Functioning	23%	3/13
Living Skills	31%	8/26
Social Functioning	27%	7/26
Residential Stability	50%	1/2
Employ'm't	0%	0/22
Medication Adherence	100%	2/2
Cultural Stress	50%	1/2
Danger to Self	100%	1/1
Danger to Others	100%	2/2
Self-Injurious Behavior	0%	0/0
Grave Disability	60%	6/10
Criminal Behavior	0%	0/0
Exploitation	0%	0/0

Didn't Improve
 Improved

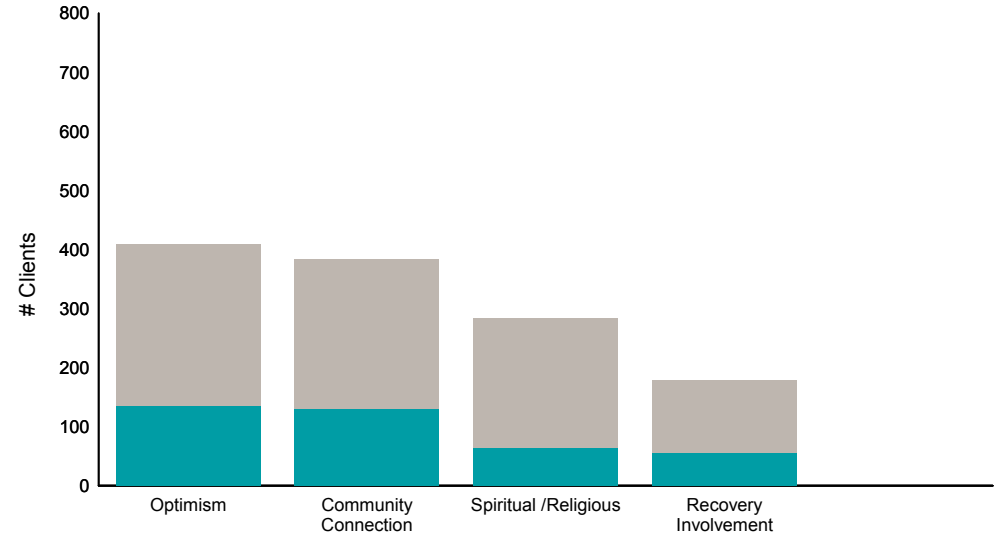
This report looks at current ANSAs to see how many clients improved on items rated 2 or 3 from the prior ANSA.

Num of episodes w/ min. 2 ANSAs: 756 Average days between ANSAs: 386.2 % clients improved on min. 30% of actionable items: **50% (= 361/717)**

Behavioral Health Domain

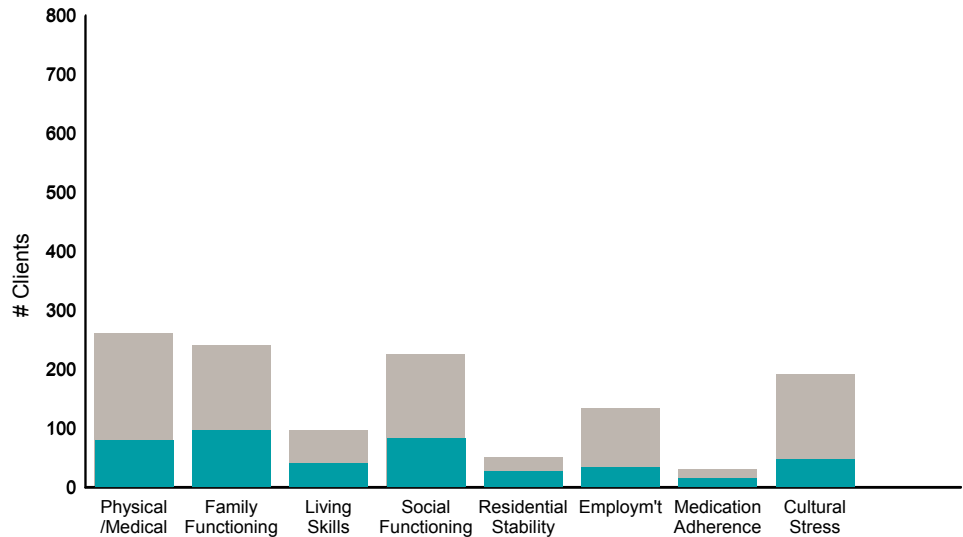


Strengths

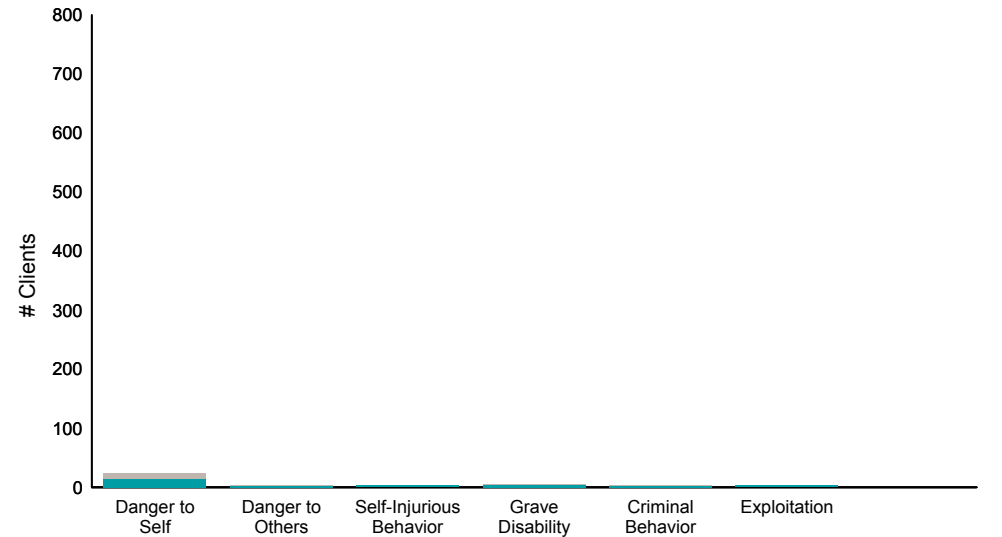


Item	% improvement
Psychosis	30% (33/111)
Depression	33% (158/479)
Anxiety	36% (146/401)
Adjustment to Trauma	34% (60/176)
Impulse Control	45% (32/71)
Interpersonal Problems	43% (25/58)
Substance Use	36% (43/119)
Optimism	33% (135/409)
Community Connection	34% (129/384)
Spiritual /Religious	22% (63/284)
Recovery Involvement	31% (56/178)

Life Domain Functioning



Risk Behaviors



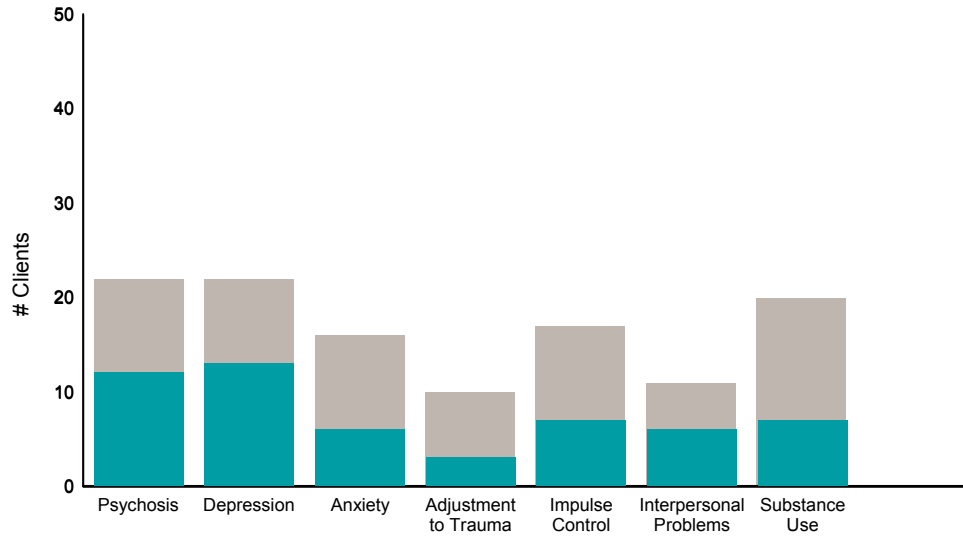
Item	% improvement
Physical /Medical	30% (78/262)
Family Functioning	39% (95/241)
Living Skills	40% (39/98)
Social Functioning	36% (82/227)
Residential Stability	52% (27/52)
Employ'm't	24% (33/135)
Medication Adherence	45% (14/31)
Cultural Stress	24% (47/192)
Danger to Self	58% (14/24)
Danger to Others	67% (2/3)
Self-Injurious Behavior	100% (3/3)
Grave Disability	80% (4/5)
Criminal Behavior	50% (2/4)
Exploitation	75% (3/4)

Didn't Improve
 Improved

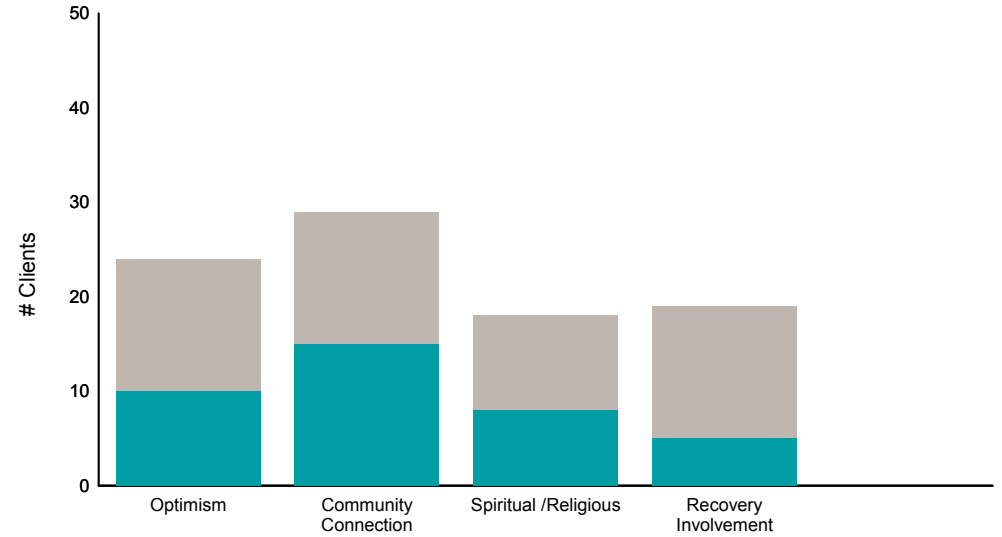
This report looks at current ANSAs to see how many clients improved on items rated 2 or 3 from the prior ANSA.

Num of episodes w/ min. 2 ANSAs: 46 Average days between ANSAs: 181.4 % clients improved on min. 30% of actionable items: **64% (= 28/44)**

Behavioral Health Domain

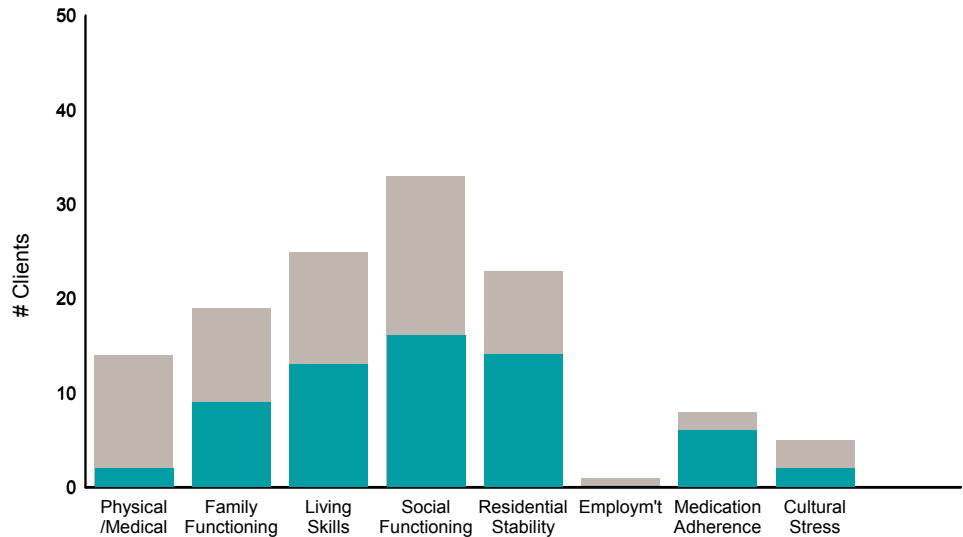


Strengths

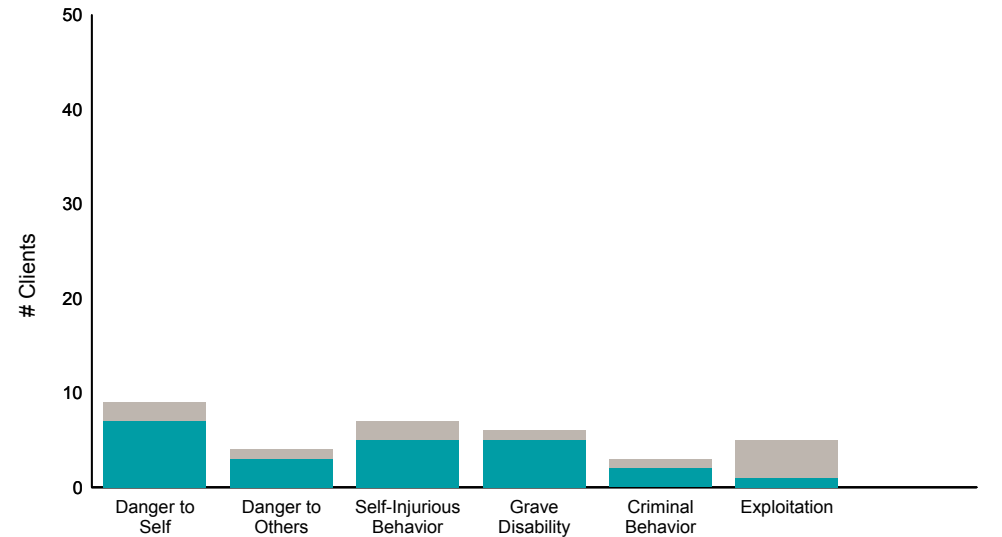


Item	% improvement
Psychosis	55% (12/22)
Depression	59% (13/22)
Anxiety	38% (6/16)
Adjustment to Trauma	30% (3/10)
Impulse Control	41% (7/17)
Interpersonal Problems	55% (6/11)
Substance Use	35% (7/20)
Optimism	42% (10/24)
Community Connection	52% (15/29)
Spiritual /Religious	44% (8/18)
Recovery Involvement	26% (5/19)

Life Domain Functioning



Risk Behaviors



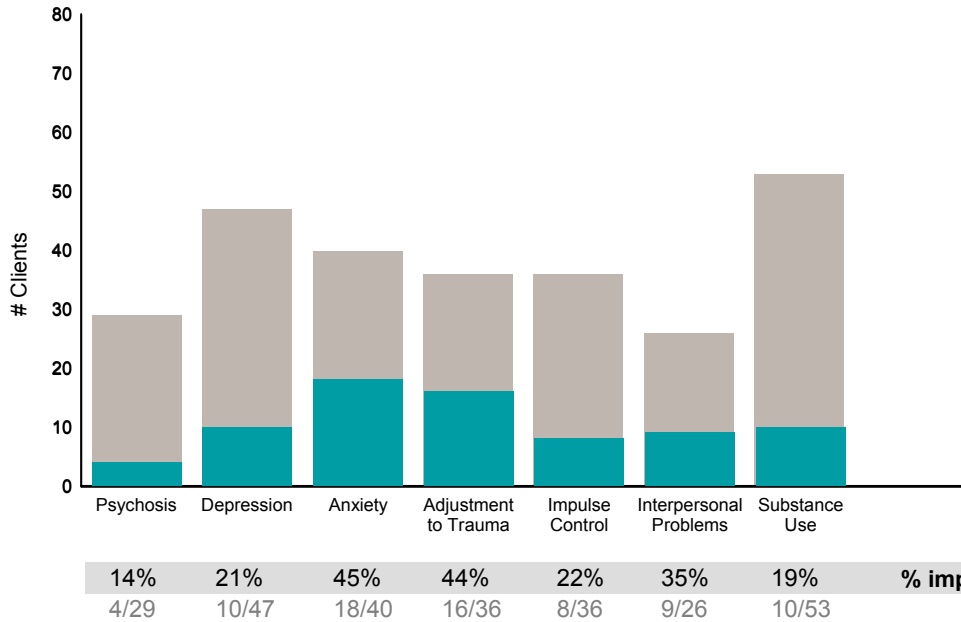
Item	% improvement
Physical /Medical	14% (2/14)
Family Functioning	47% (9/19)
Living Skills	52% (13/25)
Social Functioning	48% (16/33)
Residential Stability	61% (14/23)
Employ'm't	0% (0/1)
Medication Adherence	75% (6/8)
Cultural Stress	40% (2/5)
Danger to Self	78% (7/9)
Danger to Others	75% (3/4)
Self-Injurious Behavior	71% (5/7)
Grave Disability	83% (5/6)
Criminal Behavior	67% (2/3)
Exploitation	20% (1/5)

Didn't Improve
 Improved

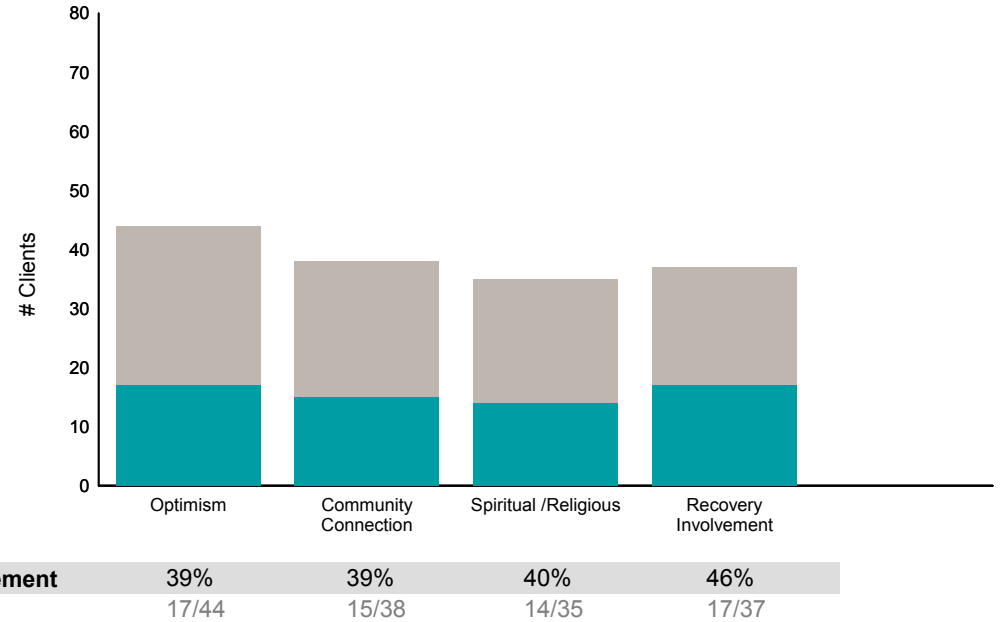
This report looks at current ANSAs to see how many clients improved on items rated 2 or 3 from the prior ANSA.

Num of episodes w/ min. 2 ANSAs: 71 Average days between ANSAs: 452.1 % clients improved on min. 30% of actionable items: **58% (= 39/67)**

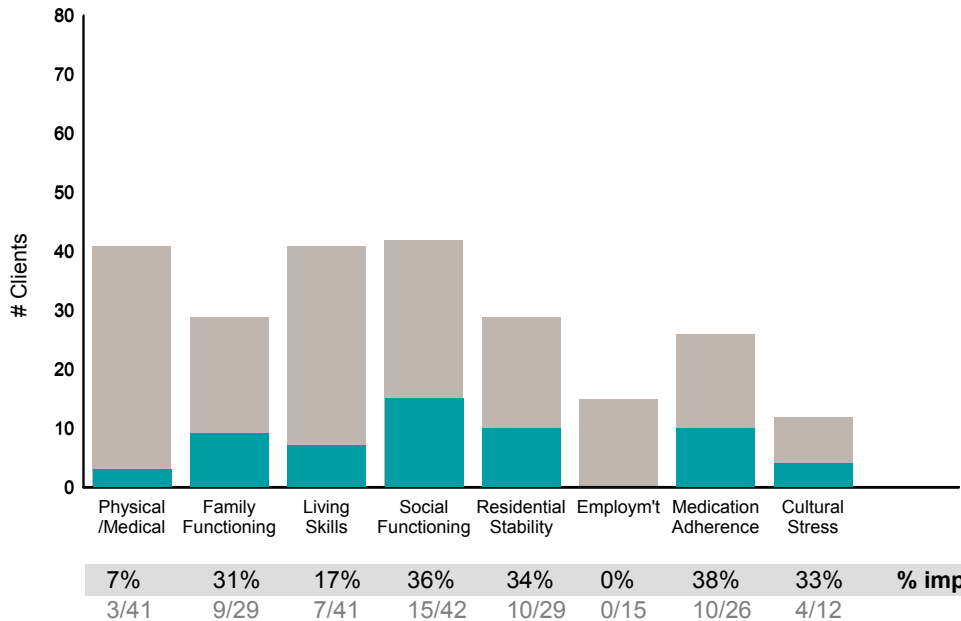
Behavioral Health Domain



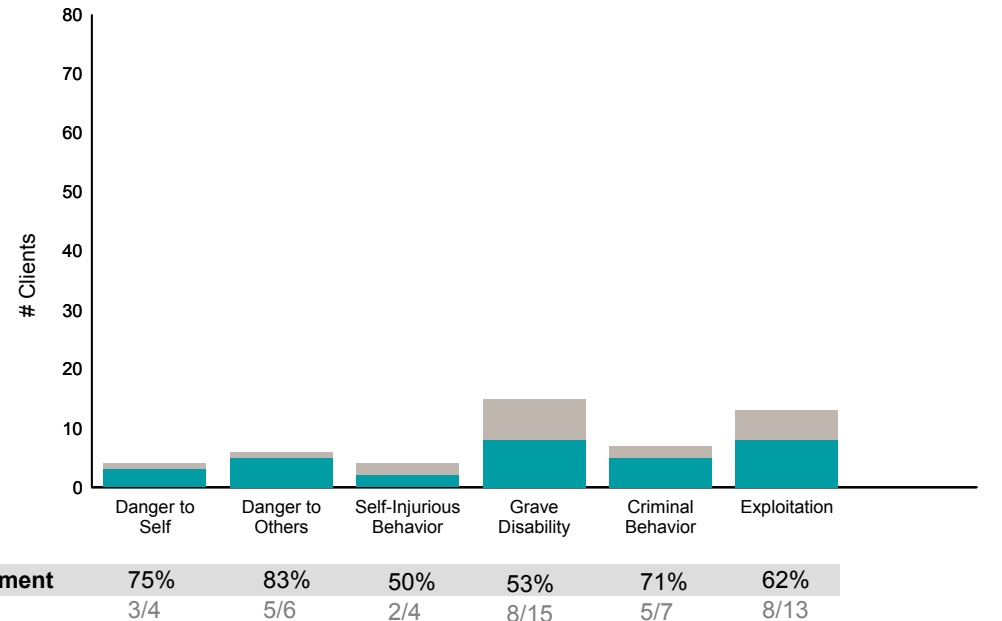
Strengths



Life Domain Functioning



Risk Behaviors

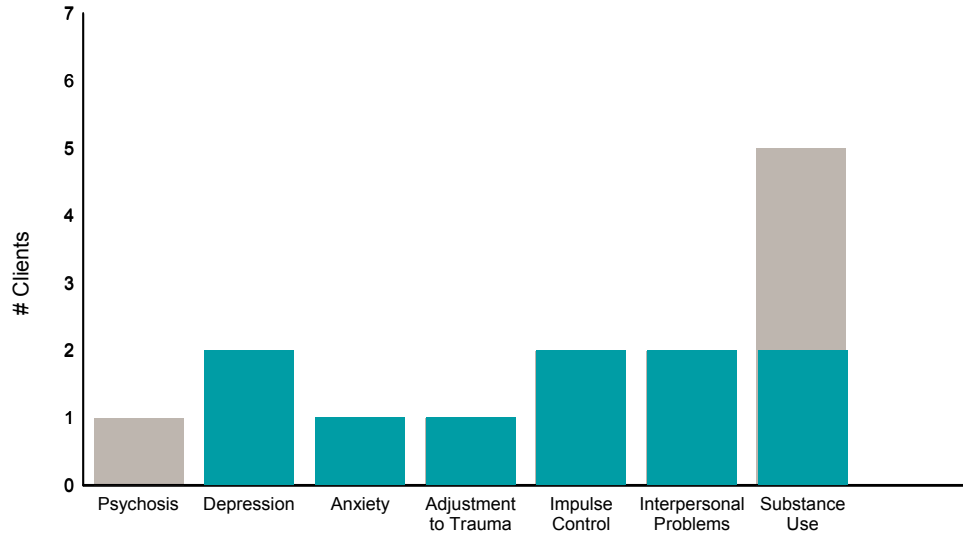


Didn't Improve
 Improved

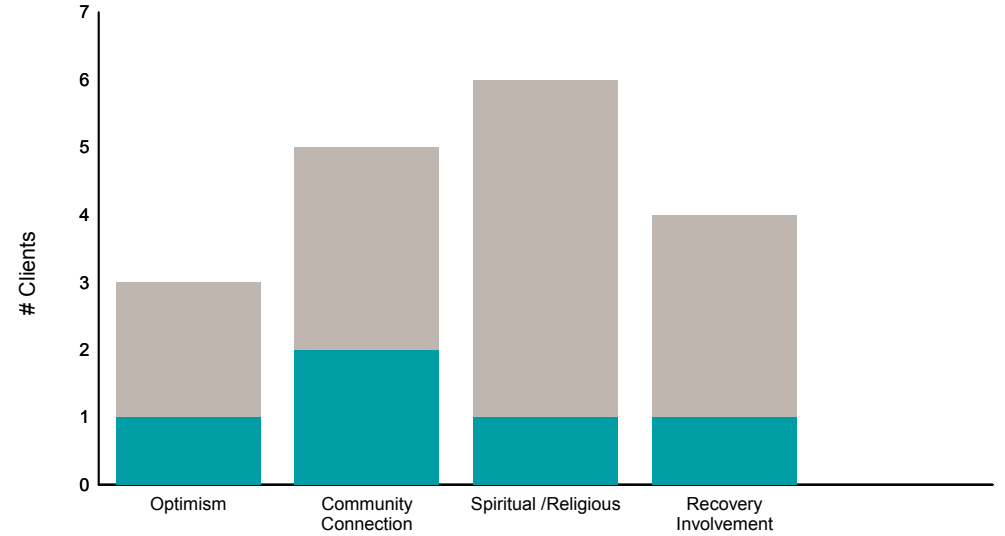
This report looks at current ANSAs to see how many clients improved on items rated 2 or 3 from the prior ANSA.

Num of episodes w/ min. 2 ANSAs: 7 Average days between ANSAs: 271.0 % clients improved on min. 30% of actionable items: **83% (= 5/6)**

Behavioral Health Domain

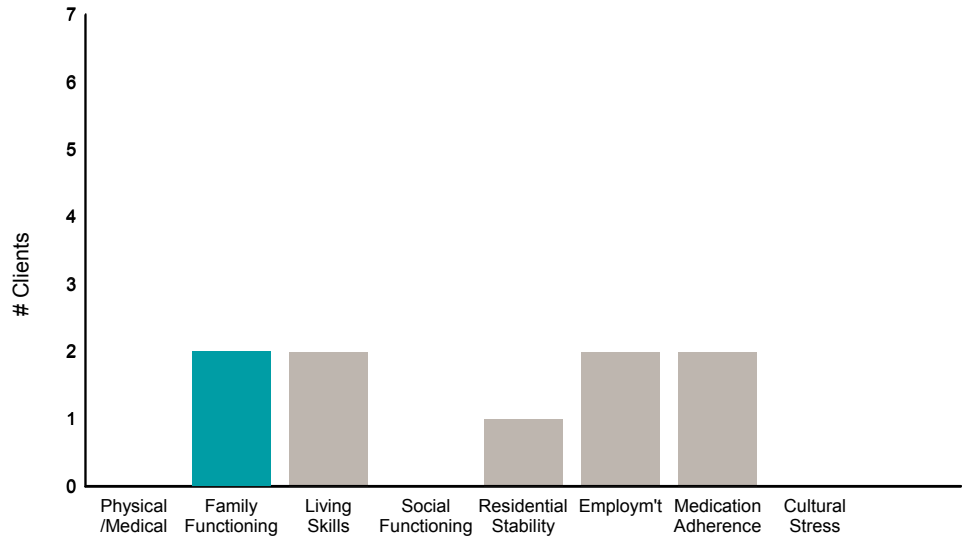


Strengths

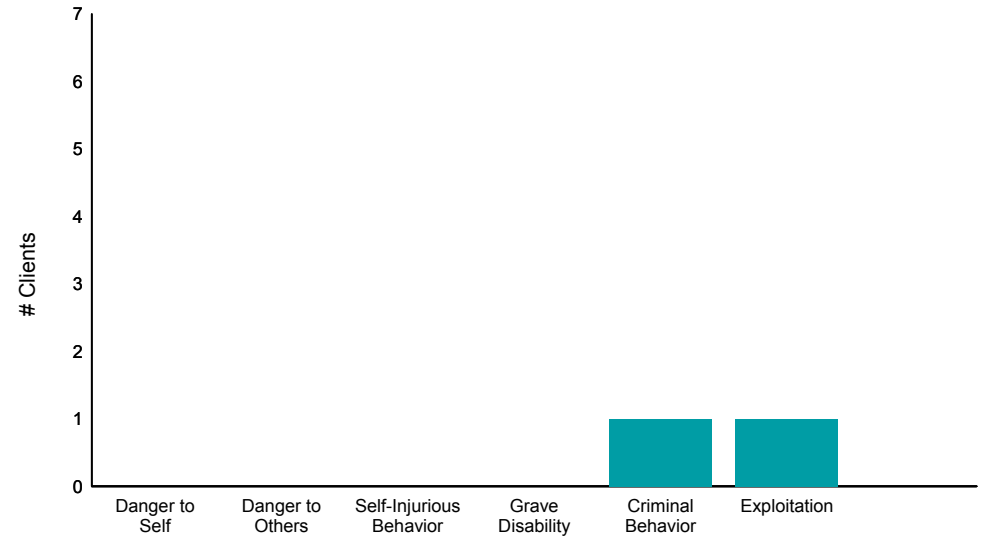


Item	Improvement %	Count
Psychosis	0%	0/1
Depression	100%	2/2
Anxiety	100%	1/1
Adjustment to Trauma	100%	1/1
Impulse Control	100%	2/2
Interpersonal Problems	100%	2/2
Substance Use	40%	2/5
% improvement		
Optimism	33%	1/3
Community Connection	40%	2/5
Spiritual /Religious	17%	1/6
Recovery Involvement	25%	1/4

Life Domain Functioning



Risk Behaviors



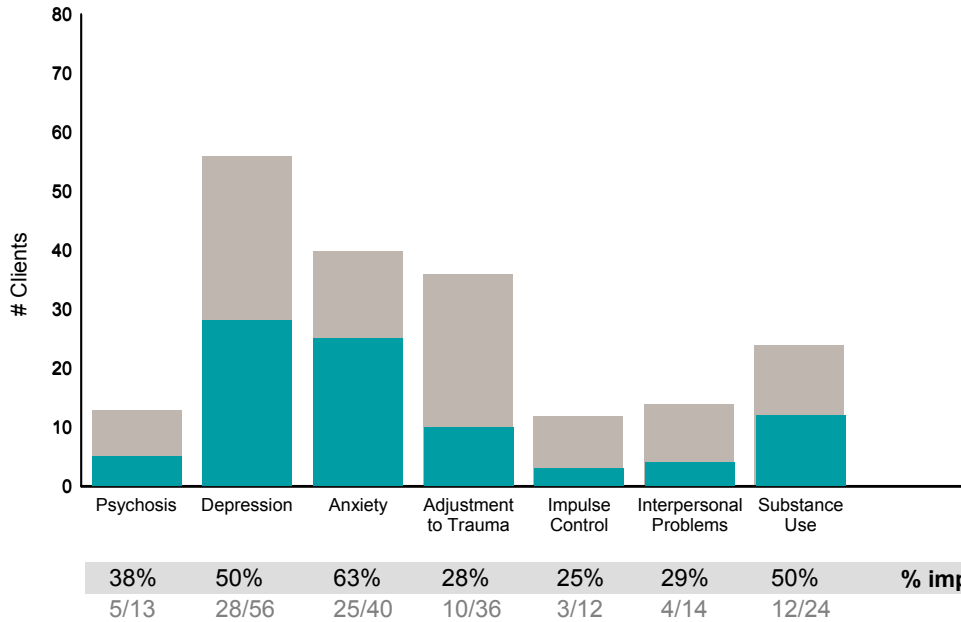
Item	Improvement %	Count
Physical /Medical	0%	0/0
Family Functioning	100%	2/2
Living Skills	0%	0/2
Social Functioning	0%	0/0
Residential Stability	0%	0/1
Employ'm't	0%	0/2
Medication Adherence	0%	0/2
Cultural Stress	0%	0/0
% improvement		
Danger to Self	0%	0/0
Danger to Others	0%	0/0
Self-Injurious Behavior	0%	0/0
Grave Disability	0%	0/0
Criminal Behavior	100%	1/1
Exploitation	100%	1/1

Didn't Improve
 Improved

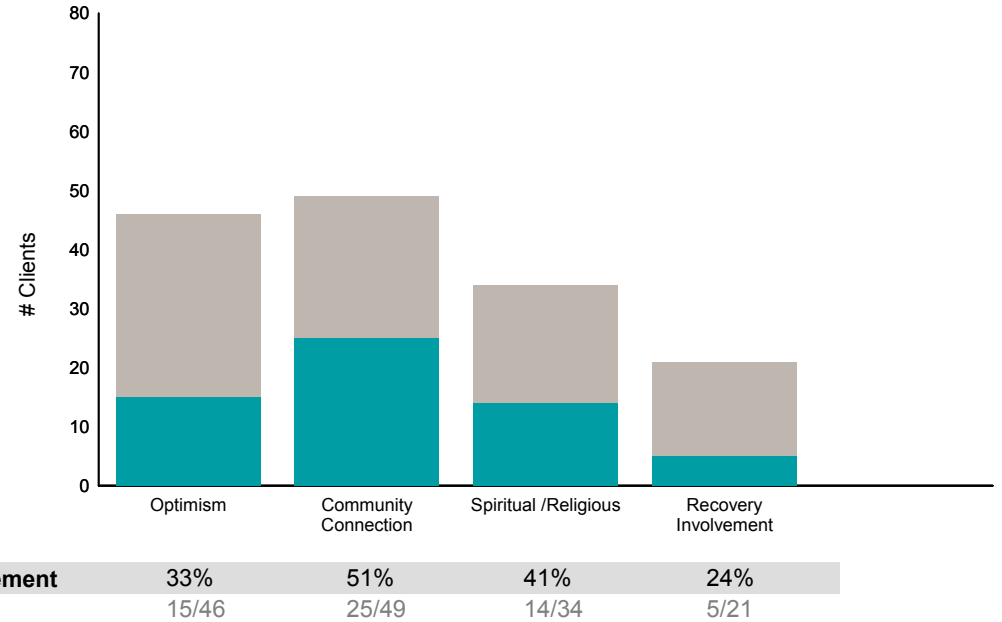
This report looks at current ANSAs to see how many clients improved on items rated 2 or 3 from the prior ANSA.

Num of episodes w/ min. 2 ANSAs: 73 Average days between ANSAs: 193.6 % clients improved on min. 30% of actionable items: **67% (= 48/72)**

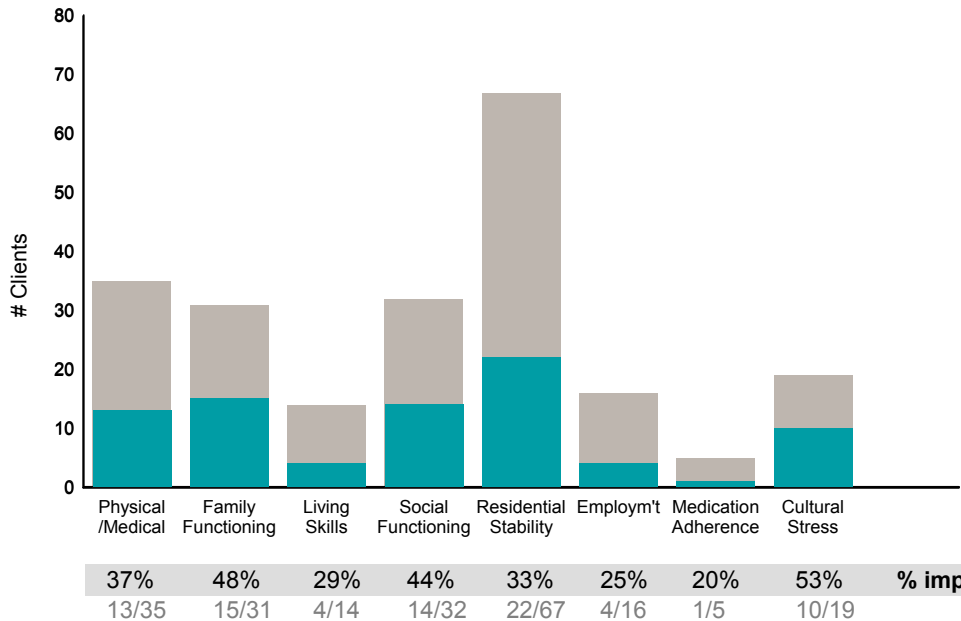
Behavioral Health Domain



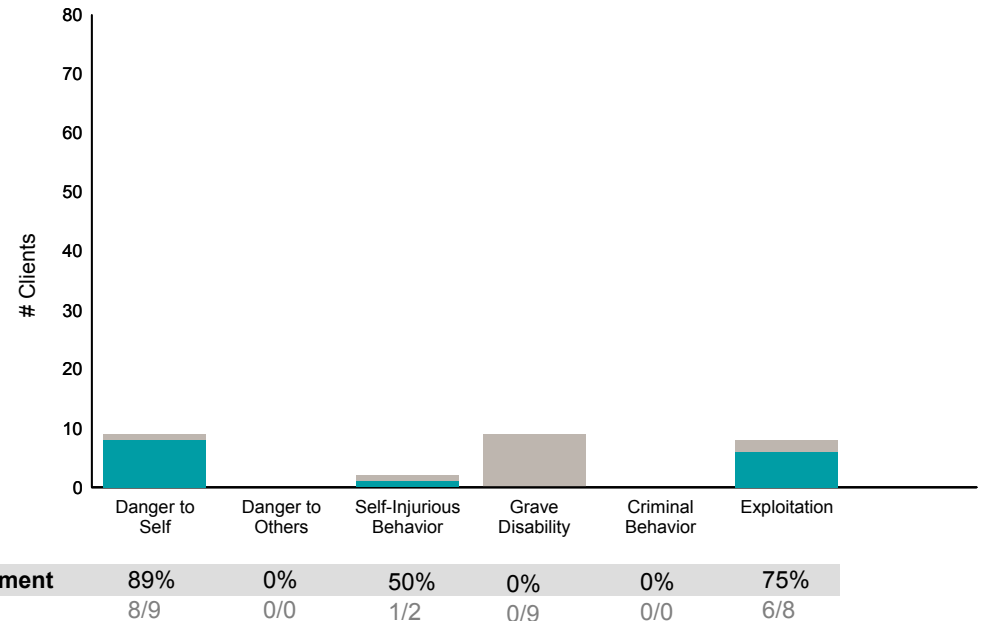
Strengths



Life Domain Functioning



Risk Behaviors

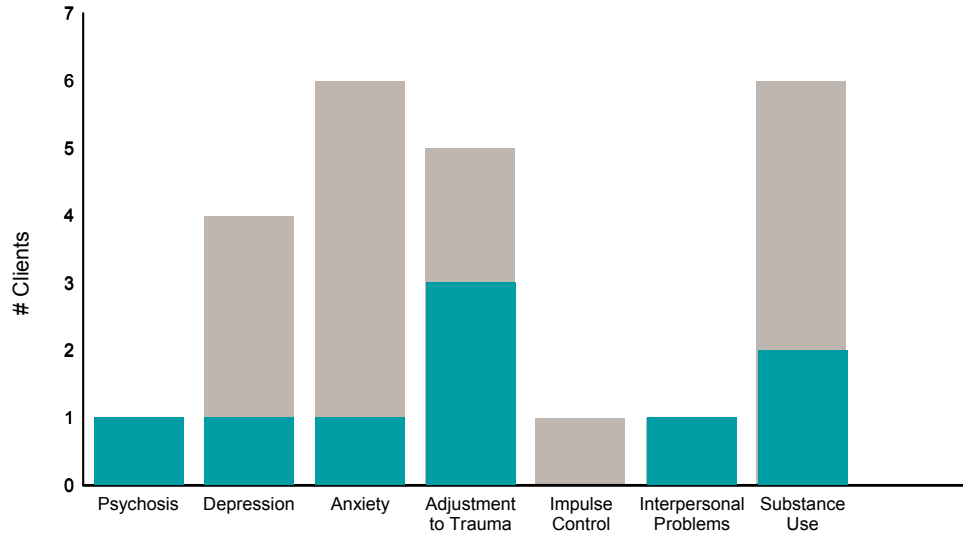


■ Didn't Improve
■ Improved

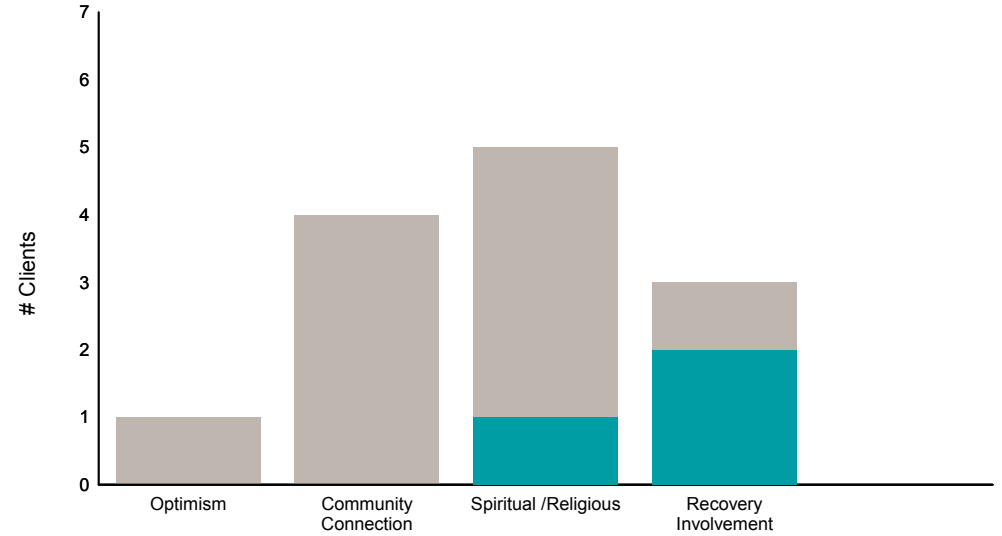
This report looks at current ANSAs to see how many clients improved on items rated 2 or 3 from the prior ANSA.

Num of episodes w/ min. 2 ANSAs: 7 Average days between ANSAs: 261.7 % clients improved on min. 30% of actionable items: **57% (= 4/7)**

Behavioral Health Domain

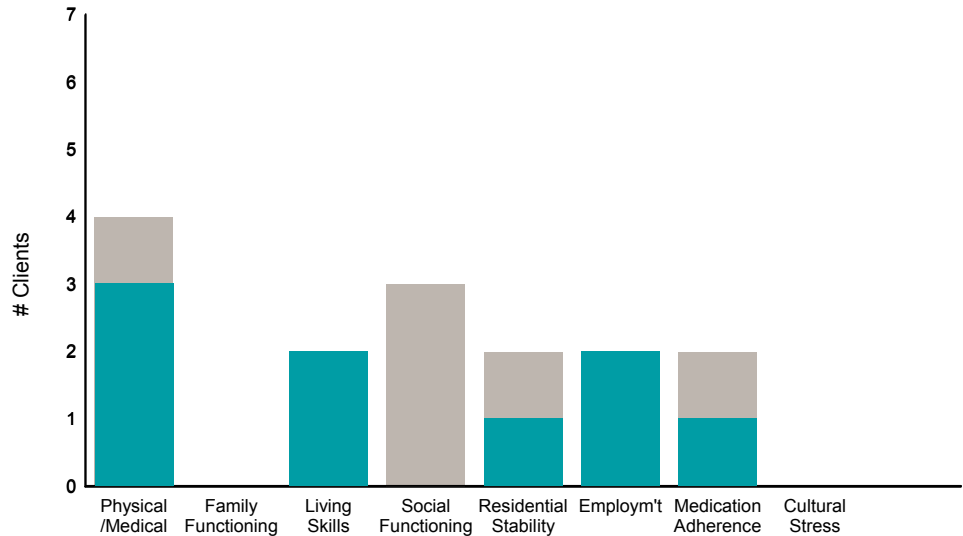


Strengths

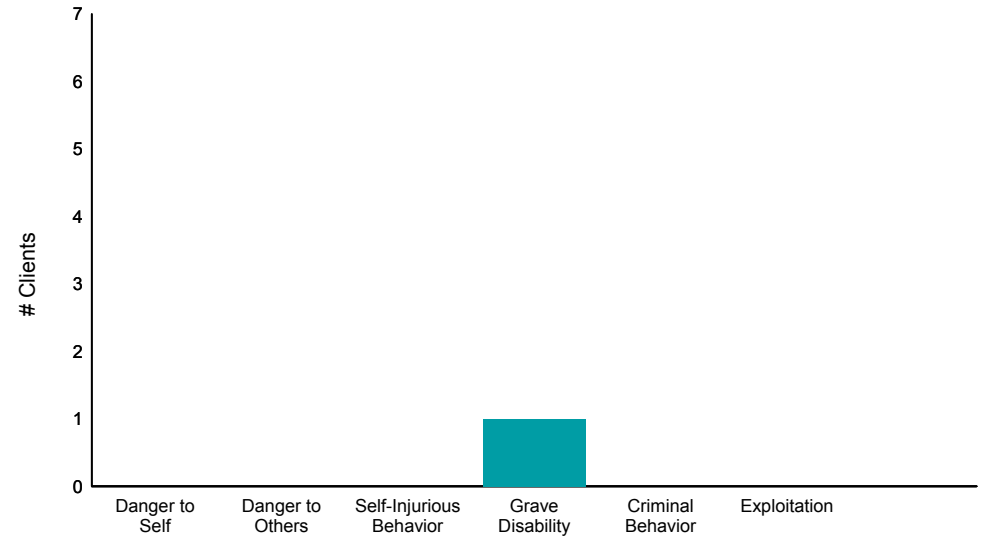


Item	Improved	Didn't Improve	% improvement
Psychosis	1/1	0/0	100%
Depression	1/4	3/4	25%
Anxiety	1/6	5/6	17%
Adjustment to Trauma	3/5	2/5	60%
Impulse Control	0/1	1/1	0%
Interpersonal Problems	1/1	0/0	100%
Substance Use	2/6	4/6	33%

Life Domain Functioning



Risk Behaviors



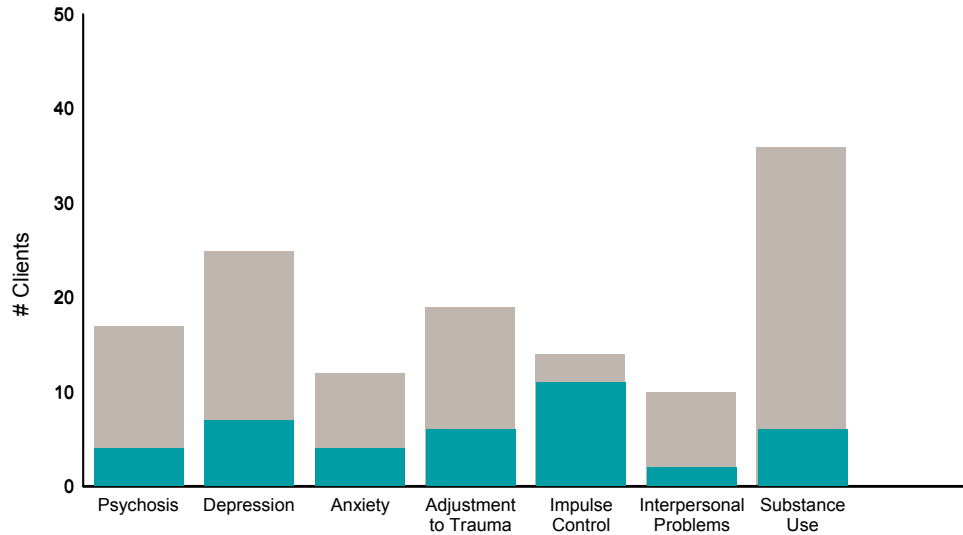
Item	Improved	Didn't Improve	% improvement
Physical /Medical	3/4	1/4	75%
Family Functioning	0/0	0/0	0%
Living Skills	2/2	0/0	100%
Social Functioning	0/3	3/3	0%
Residential Stability	1/2	1/2	50%
Employ'm't	2/2	0/0	100%
Medication Adherence	1/2	1/2	50%
Cultural Stress	0/0	0/0	0%

Didn't Improve
 Improved

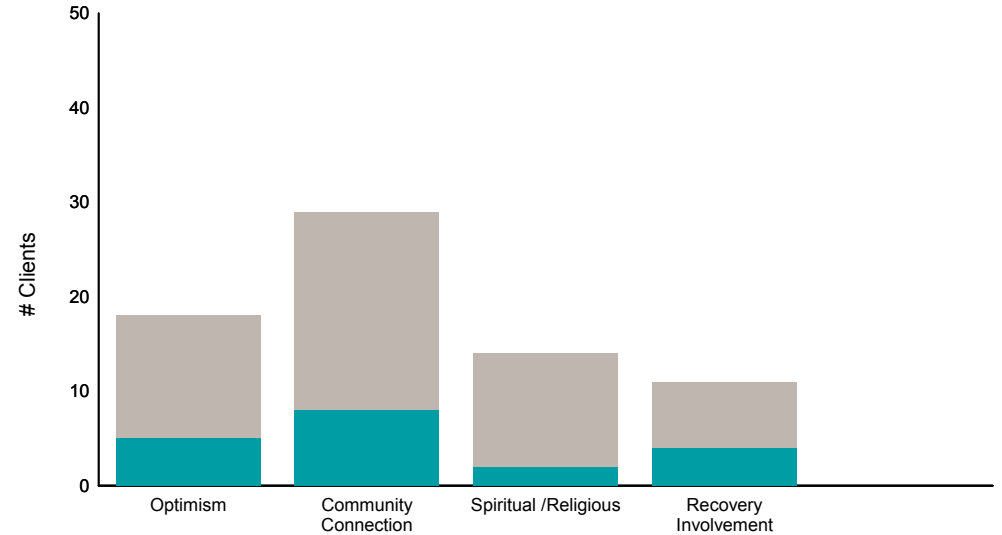
This report looks at current ANSAs to see how many clients improved on items rated 2 or 3 from the prior ANSA.

Num of episodes w/ min. 2 ANSAs: 46 Average days between ANSAs: 314.5 % clients improved on min. 30% of actionable items: **57% (= 26/46)**

Behavioral Health Domain

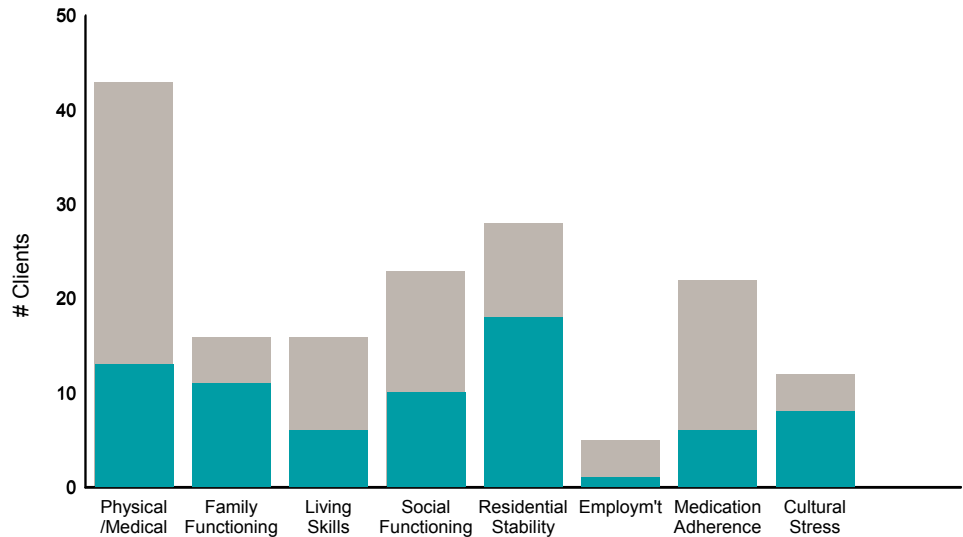


Strengths

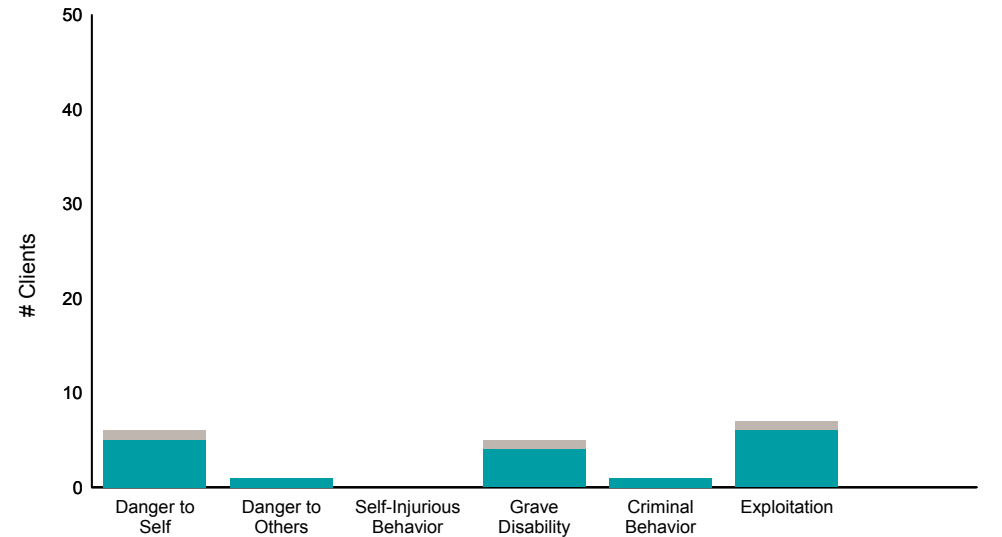


Item	% improvement
Psychosis	24% (4/17)
Depression	28% (7/25)
Anxiety	33% (4/12)
Adjustment to Trauma	32% (6/19)
Impulse Control	79% (11/14)
Interpersonal Problems	20% (2/10)
Substance Use	17% (6/36)
Optimism	28% (5/18)
Community Connection	28% (8/29)
Spiritual /Religious	14% (2/14)
Recovery Involvement	36% (4/11)

Life Domain Functioning



Risk Behaviors

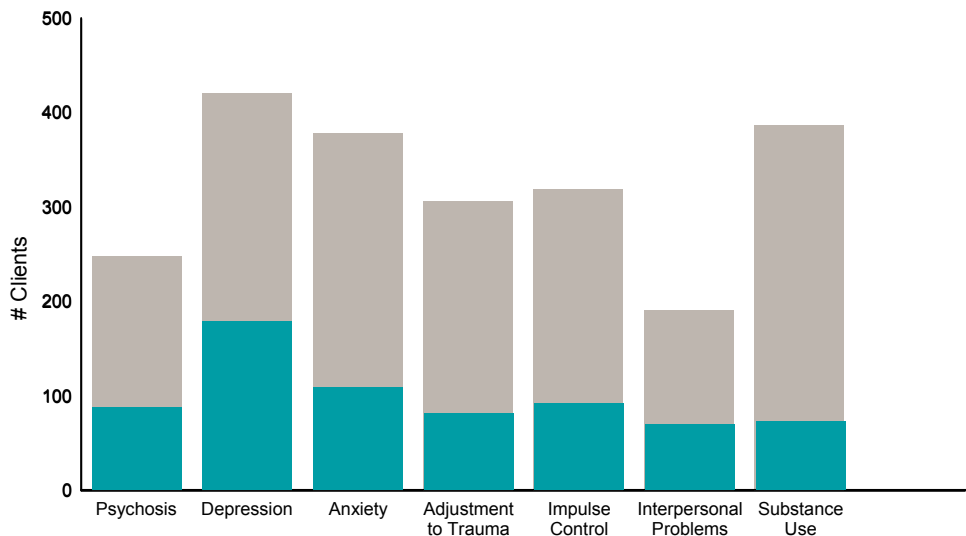


Item	% improvement
Physical /Medical	30% (13/43)
Family Functioning	69% (11/16)
Living Skills	38% (6/16)
Social Functioning	43% (10/23)
Residential Stability	64% (18/28)
Employ'm't	20% (1/5)
Medication Adherence	27% (6/22)
Cultural Stress	67% (8/12)
Danger to Self	83% (5/6)
Danger to Others	100% (1/1)
Self-Injurious Behavior	0% (0/0)
Grave Disability	80% (4/5)
Criminal Behavior	100% (1/1)
Exploitation	86% (6/7)

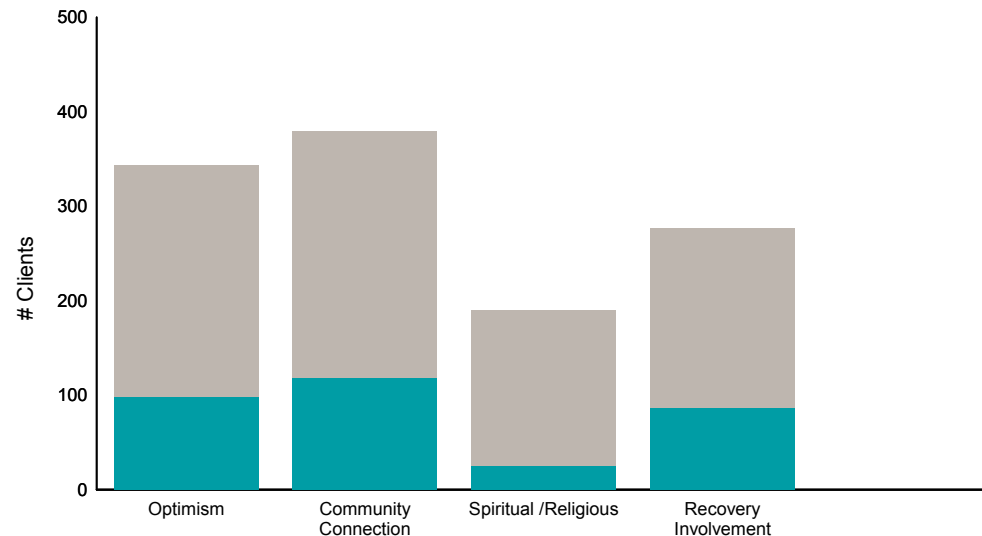
Didn't Improve
 Improved
 This report looks at current ANSAs to see how many clients improved on items rated 2 or 3 from the prior ANSA.

Num of episodes w/ min. 2 ANSAs: 480 Average days between ANSAs: 168.5 % clients improved on min. 30% of actionable items: **43% (= 208/480)**

Behavioral Health Domain

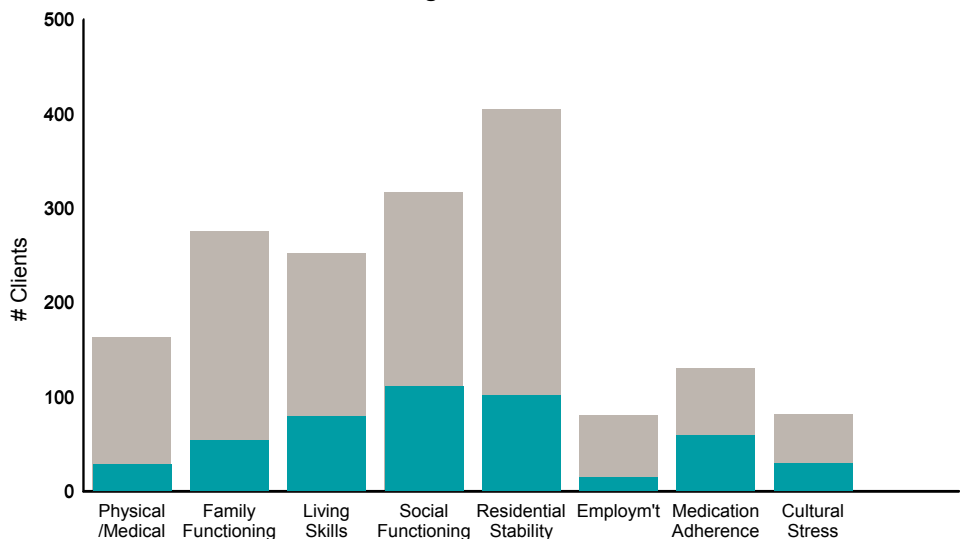


Strengths

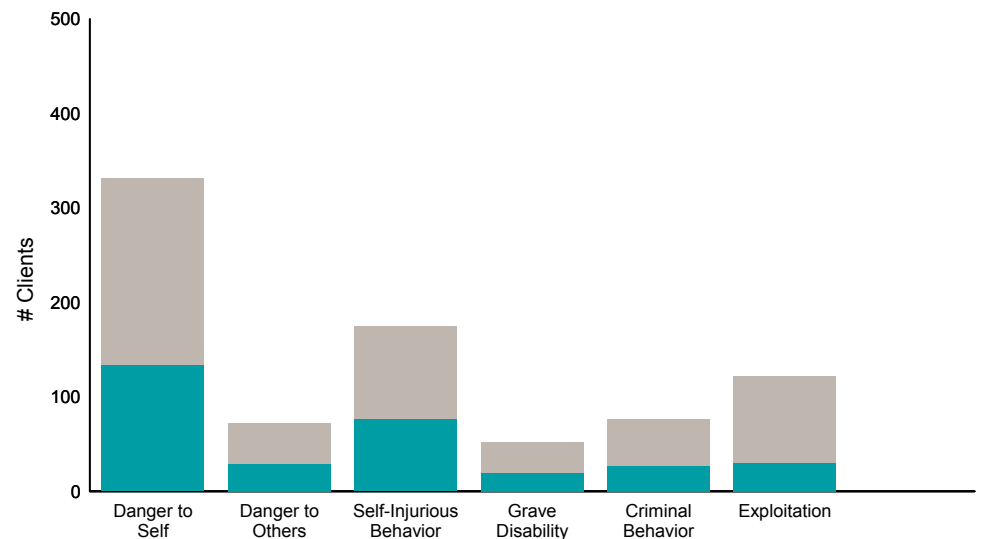


Item	% improvement
Psychosis	35% (87/248)
Depression	43% (179/421)
Anxiety	29% (109/379)
Adjustment to Trauma	26% (81/307)
Impulse Control	29% (92/319)
Interpersonal Problems	36% (69/191)
Substance Use	19% (73/387)
Optimism	29% (98/343)
Community Connection	31% (118/380)
Spiritual /Religious	13% (25/190)
Recovery Involvement	31% (86/277)

Life Domain Functioning



Risk Behaviors



Item	% improvement
Physical /Medical	17% (28/164)
Family Functioning	20% (54/276)
Living Skills	31% (79/253)
Social Functioning	35% (111/318)
Residential Stability	25% (101/406)
Employ'm't	17% (14/81)
Medication Adherence	45% (59/131)
Cultural Stress	35% (29/82)
Danger to Self	40% (133/332)
Danger to Others	40% (29/72)
Self-Injurious Behavior	43% (76/175)
Grave Disability	37% (19/52)
Criminal Behavior	36% (27/76)
Exploitation	25% (30/122)

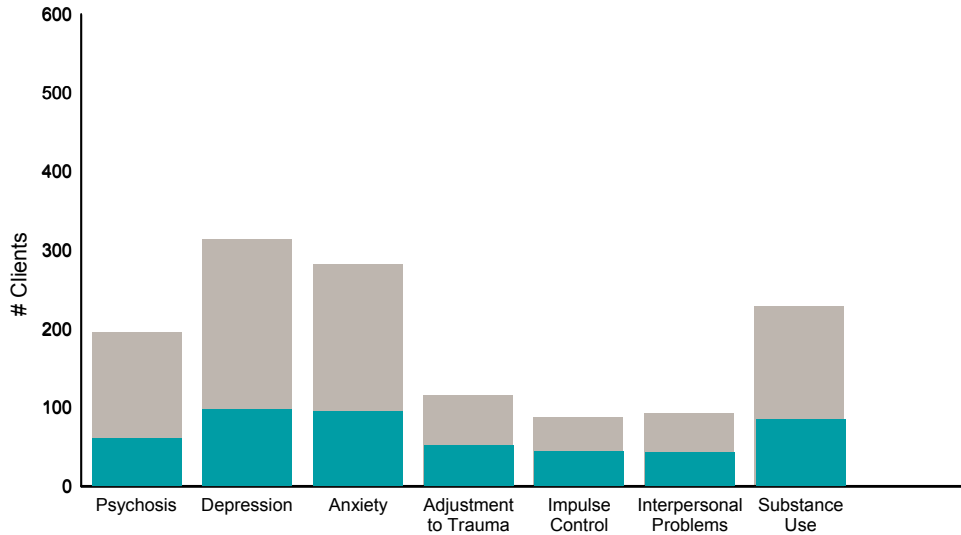
South of Market Outpatient (38719)

■ Didn't Improve
■ Improved

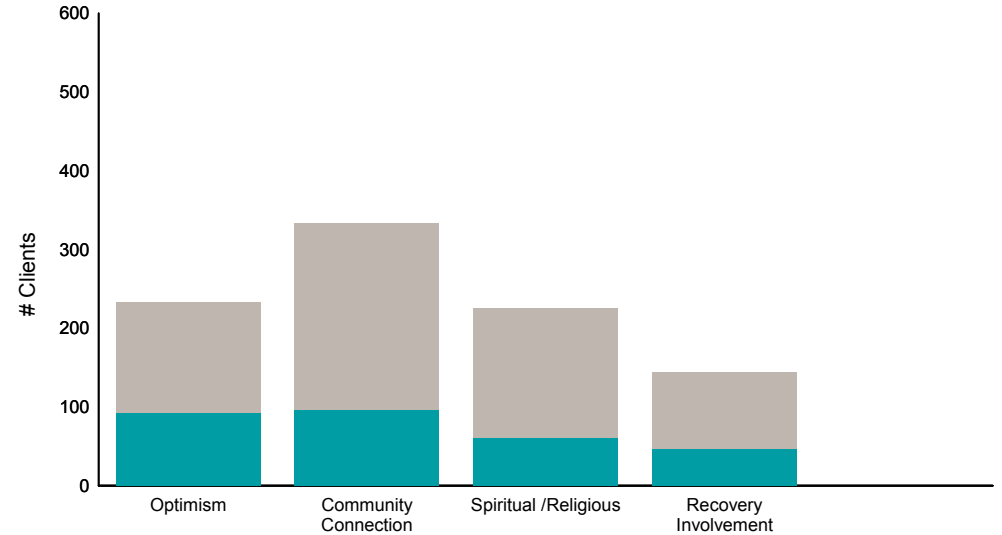
This report looks at current ANSAs to see how many clients improved on items rated 2 or 3 from the prior ANSA.

Num of episodes w/ min. 2 ANSAs: 526 Average days between ANSAs: 335.1 % clients improved on min. 30% of actionable items: **55% (= 274/499)**

Behavioral Health Domain

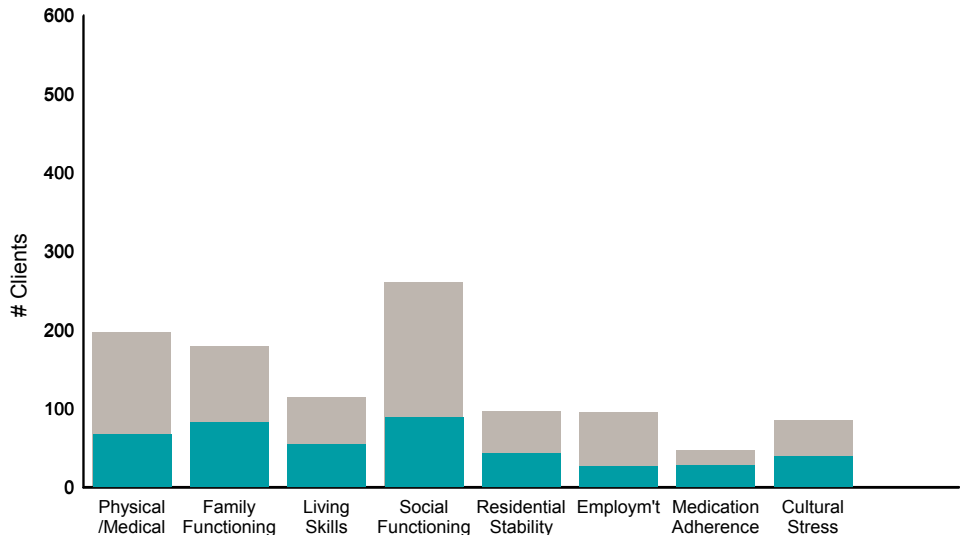


Strengths

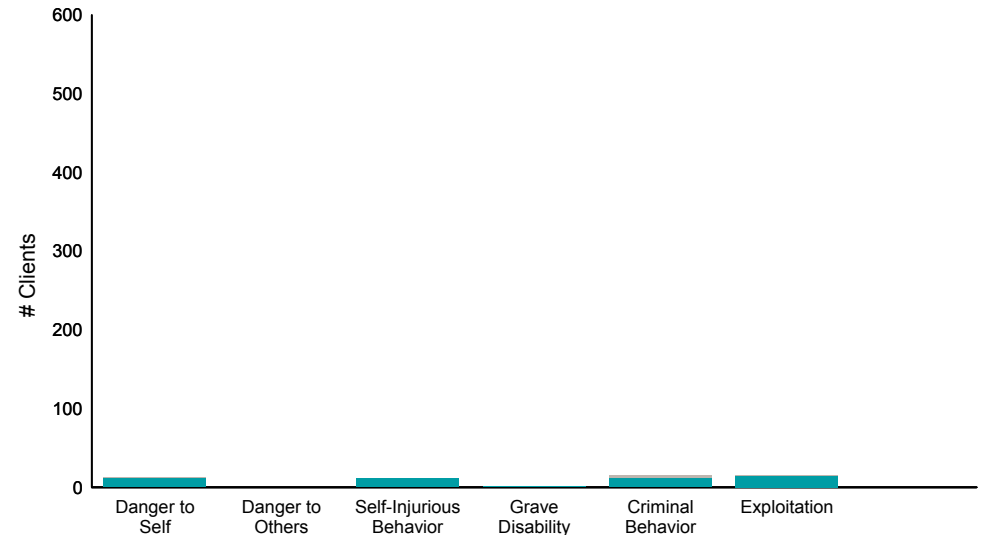


Item	% improvement
Psychosis	30% (60/197)
Depression	31% (97/315)
Anxiety	34% (95/283)
Adjustment to Trauma	44% (51/117)
Impulse Control	50% (44/88)
Interpersonal Problems	46% (43/93)
Substance Use	37% (85/229)
Optimism	39% (92/233)
Community Connection	29% (96/333)
Spiritual /Religious	27% (60/225)
Recovery Involvement	32% (46/144)

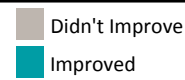
Life Domain Functioning



Risk Behaviors



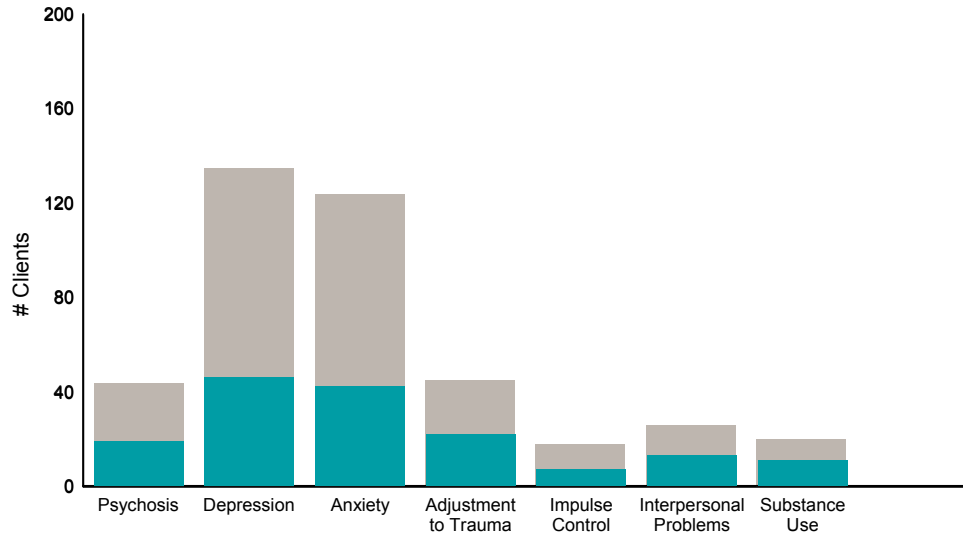
Item	% improvement
Physical /Medical	34% (67/198)
Family Functioning	46% (82/180)
Living Skills	47% (54/115)
Social Functioning	34% (89/261)
Residential Stability	44% (43/97)
Employ'm't	27% (26/96)
Medication Adherence	56% (27/48)
Cultural Stress	45% (39/86)
Danger to Self	85% (11/13)
Danger to Others	0% (0/0)
Self-Injurious Behavior	92% (11/12)
Grave Disability	50% (1/2)
Criminal Behavior	73% (11/15)
Exploitation	93% (14/15)



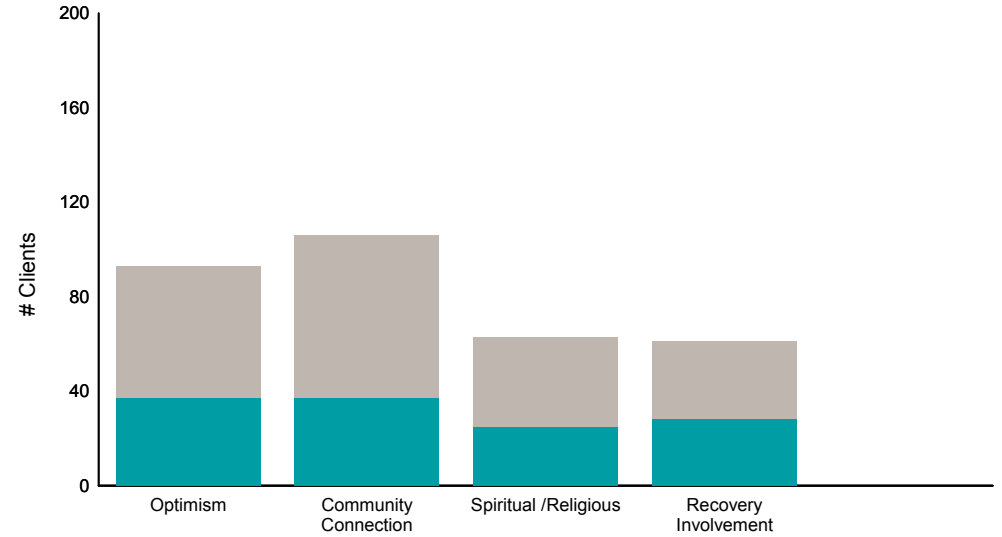
This report looks at current ANSAs to see how many clients improved on items rated 2 or 3 from the prior ANSA.

Num of episodes w/ min. 2 ANSAs: 196 Average days between ANSAs: 451.8 % clients improved on min. 30% of actionable items: **66% (= 117/178)**

Behavioral Health Domain

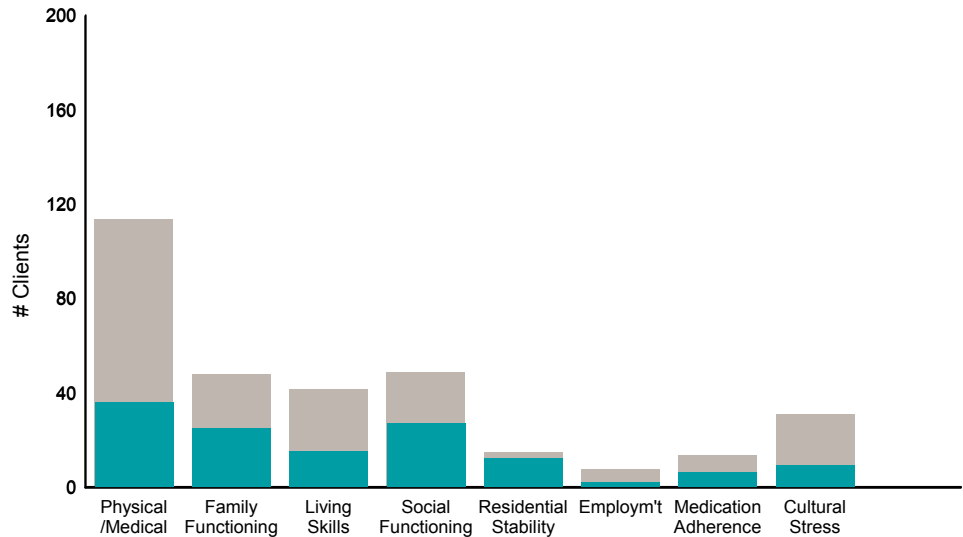


Strengths

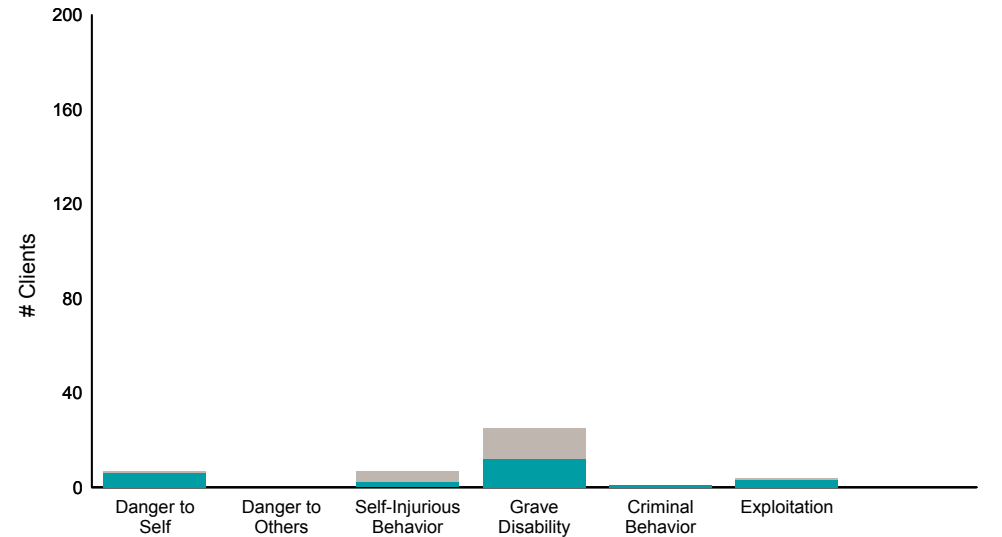


Item	% improvement
Psychosis	43% (19/44)
Depression	34% (46/135)
Anxiety	34% (42/124)
Adjustment to Trauma	49% (22/45)
Impulse Control	39% (7/18)
Interpersonal Problems	50% (13/26)
Substance Use	55% (11/20)
Optimism	40% (37/93)
Community Connection	35% (37/106)
Spiritual /Religious	40% (25/63)
Recovery Involvement	46% (28/61)

Life Domain Functioning



Risk Behaviors



Item	% improvement
Physical /Medical	32% (36/114)
Family Functioning	52% (25/48)
Living Skills	36% (15/42)
Social Functioning	55% (27/49)
Residential Stability	80% (12/15)
Employ'm't	25% (2/8)
Medication Adherence	43% (6/14)
Cultural Stress	29% (9/31)
Danger to Self	86% (6/7)
Danger to Others	0% (0/0)
Self-Injurious Behavior	29% (2/7)
Grave Disability	48% (12/25)
Criminal Behavior	100% (1/1)
Exploitation	75% (3/4)

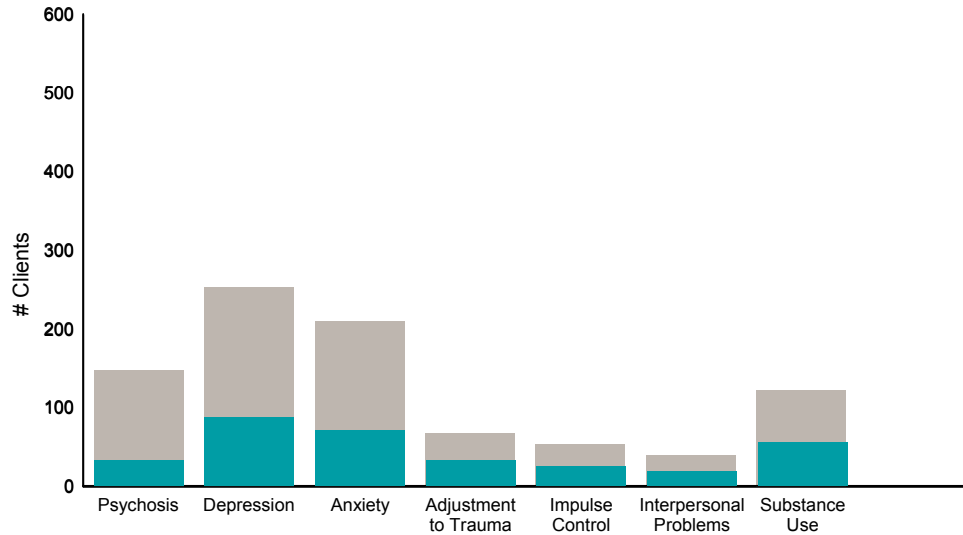
Sunset Mental Health OP (38823)

■ Didn't Improve
■ Improved

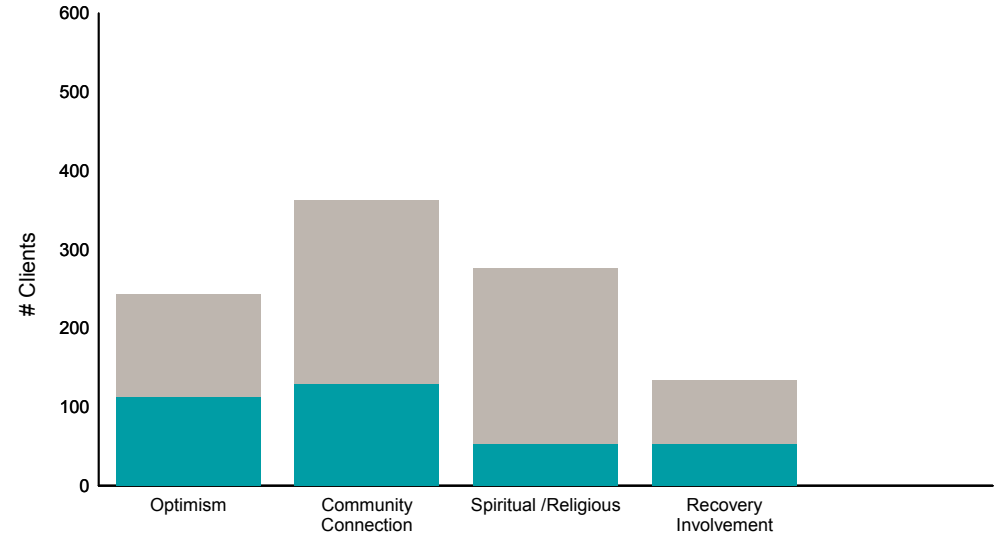
This report looks at current ANSAs to see how many clients improved on items rated 2 or 3 from the prior ANSA.

Num of episodes w/ min. 2 ANSAs: 551 Average days between ANSAs: 406.2 % clients improved on min. 30% of actionable items: **53% (= 279/525)**

Behavioral Health Domain

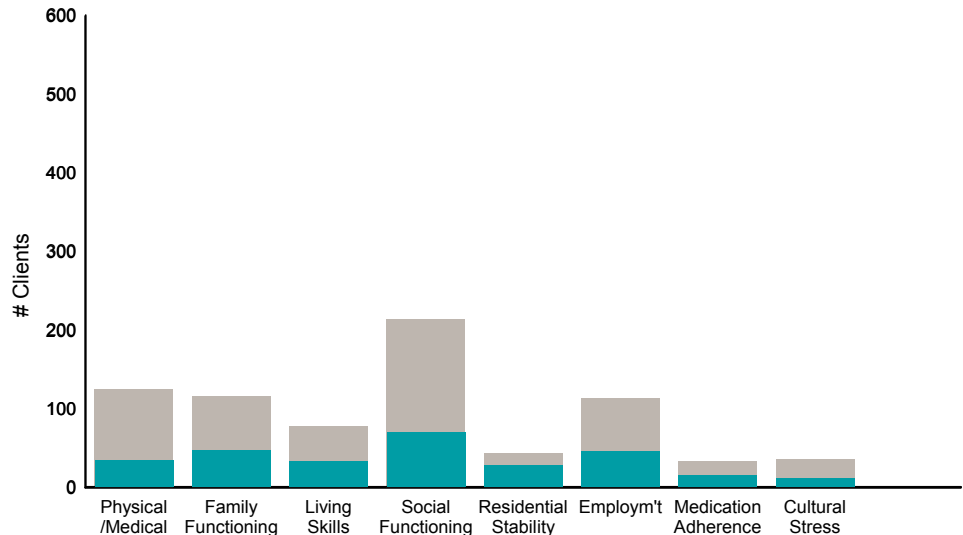


Strengths

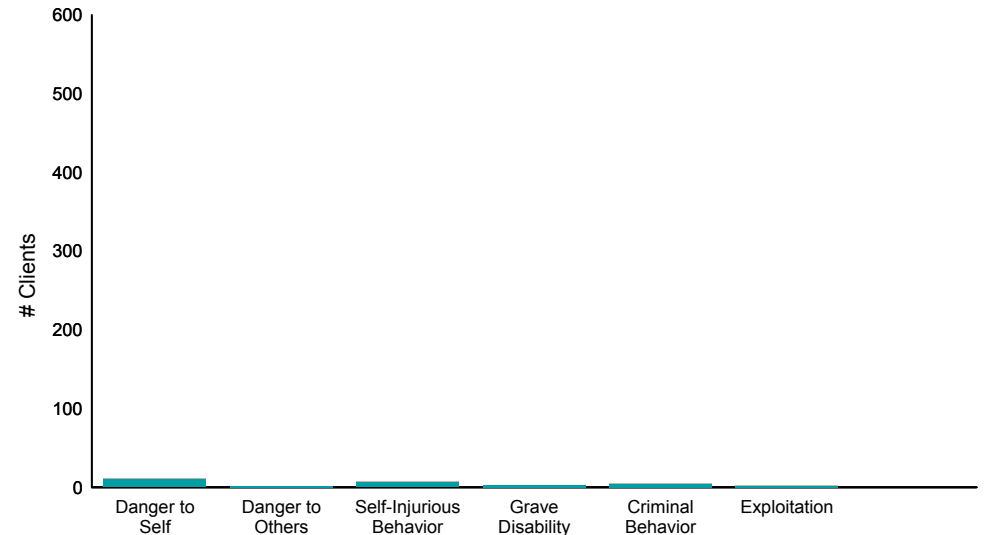


Item	% improvement
Psychosis	22% (33/148)
Depression	34% (87/254)
Anxiety	34% (71/210)
Adjustment to Trauma	47% (32/68)
Impulse Control	46% (25/54)
Interpersonal Problems	45% (18/40)
Substance Use	45% (55/123)
Optimism	46% (112/243)
Community Connection	36% (129/362)
Spiritual /Religious	19% (53/276)
Recovery Involvement	40% (53/134)

Life Domain Functioning



Risk Behaviors



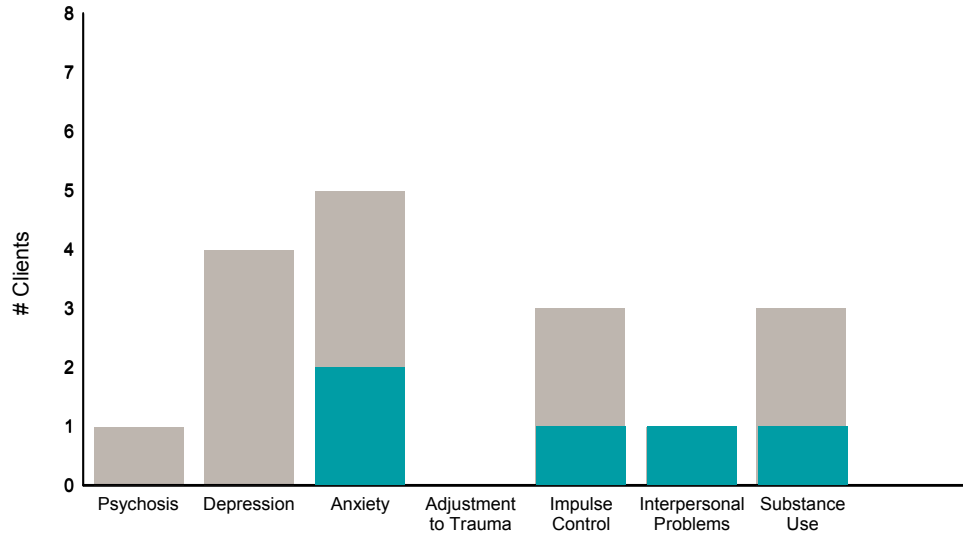
Item	% improvement
Physical /Medical	27% (34/126)
Family Functioning	40% (46/116)
Living Skills	42% (33/78)
Social Functioning	32% (69/214)
Residential Stability	61% (27/44)
Employ'm't	39% (45/114)
Medication Adherence	44% (15/34)
Cultural Stress	31% (11/36)
Danger to Self	91% (10/11)
Danger to Others	100% (2/2)
Self-Injurious Behavior	75% (6/8)
Grave Disability	100% (3/3)
Criminal Behavior	80% (4/5)
Exploitation	67% (2/3)

■ Didn't Improve
■ Improved

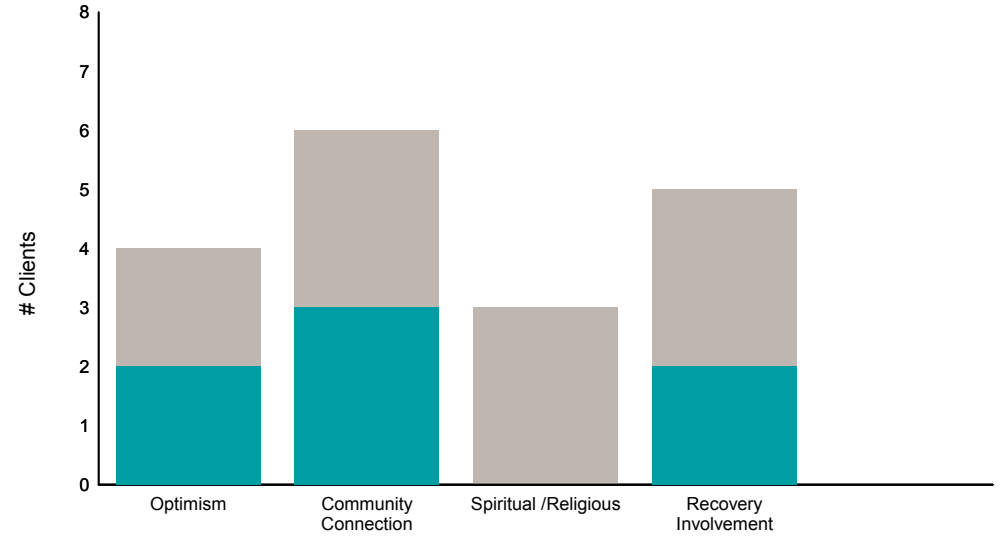
This report looks at current ANSAs to see how many clients improved on items rated 2 or 3 from the prior ANSA.

Num of episodes w/ min. 2 ANSAs: 8 Average days between ANSAs: 172.8 % clients improved on min. 30% of actionable items: **63% (= 5/8)**

Behavioral Health Domain

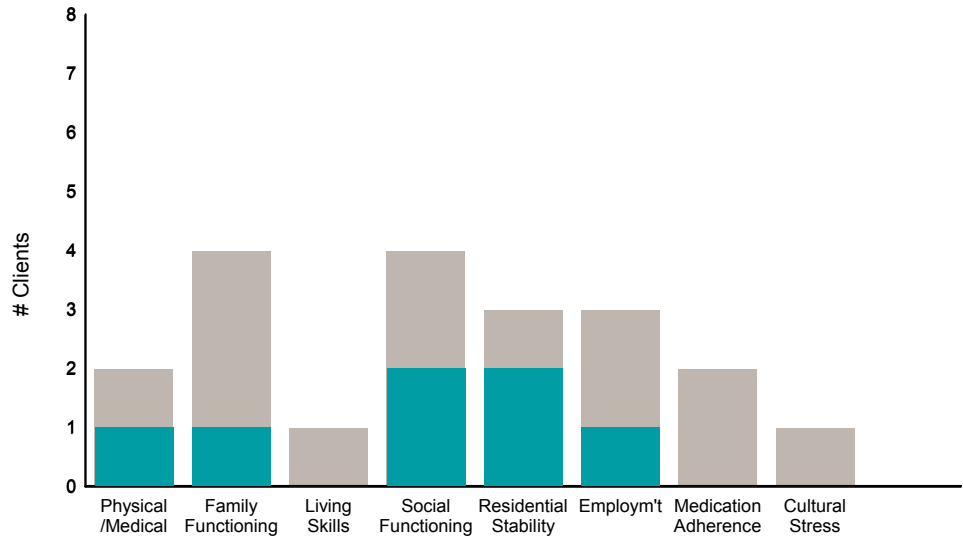


Strengths

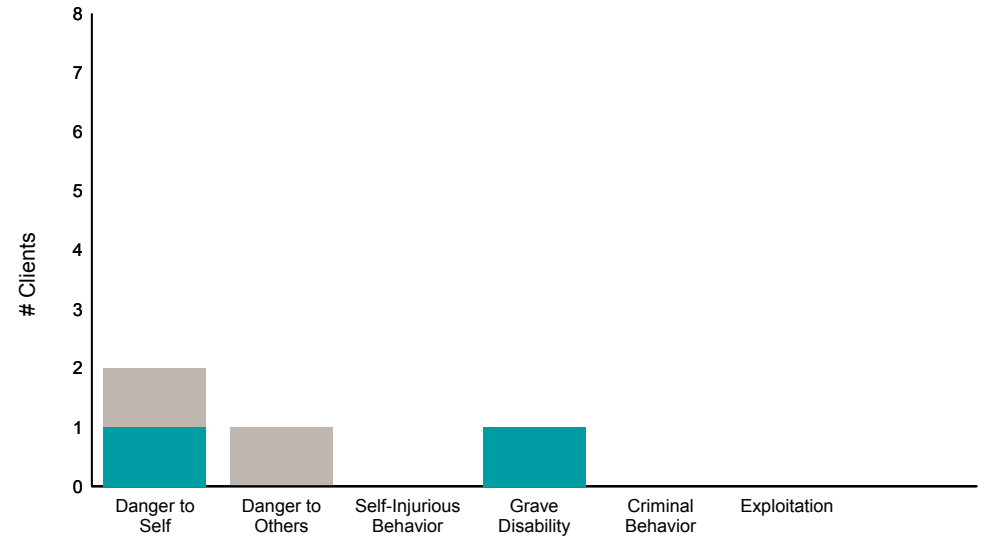


Item	Improved	Didn't Improve	% improvement
Psychosis	0/1	1/1	0%
Depression	0/4	4/4	0%
Anxiety	2/5	3/5	40%
Adjustment to Trauma	0/0	0/0	0%
Impulse Control	1/3	2/3	33%
Interpersonal Problems	1/1	0/1	100%
Substance Use	1/3	2/3	33%

Life Domain Functioning



Risk Behaviors



Item	Improved	Didn't Improve	% improvement
Physical /Medical	1/2	1/2	50%
Family Functioning	1/4	3/4	25%
Living Skills	0/1	1/1	0%
Social Functioning	2/4	2/4	50%
Residential Stability	2/3	1/3	67%
Employ'm't	1/3	2/3	33%
Medication Adherence	0/2	2/2	0%
Cultural Stress	0/1	1/1	0%

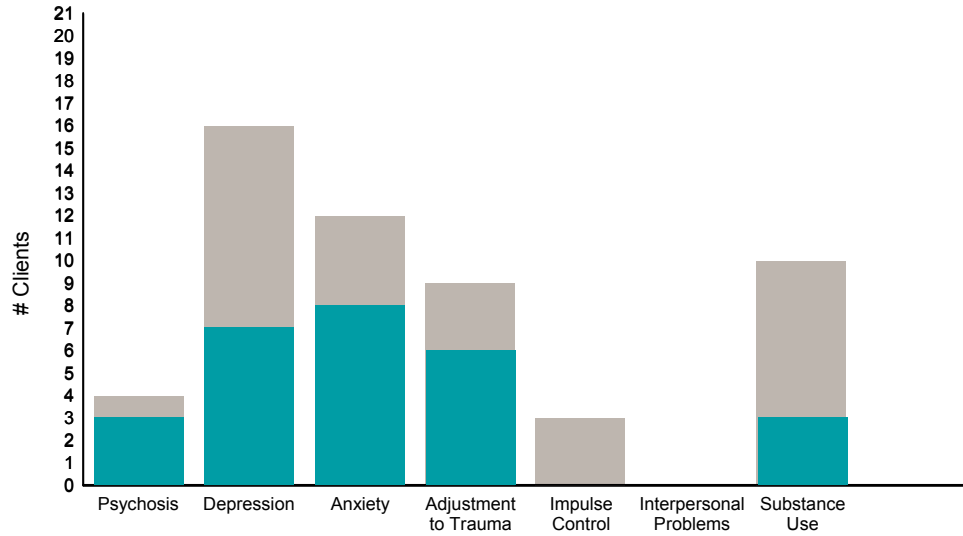
TAY MHA Outpatient Services (38BHT3)

Didn't Improve
Improved

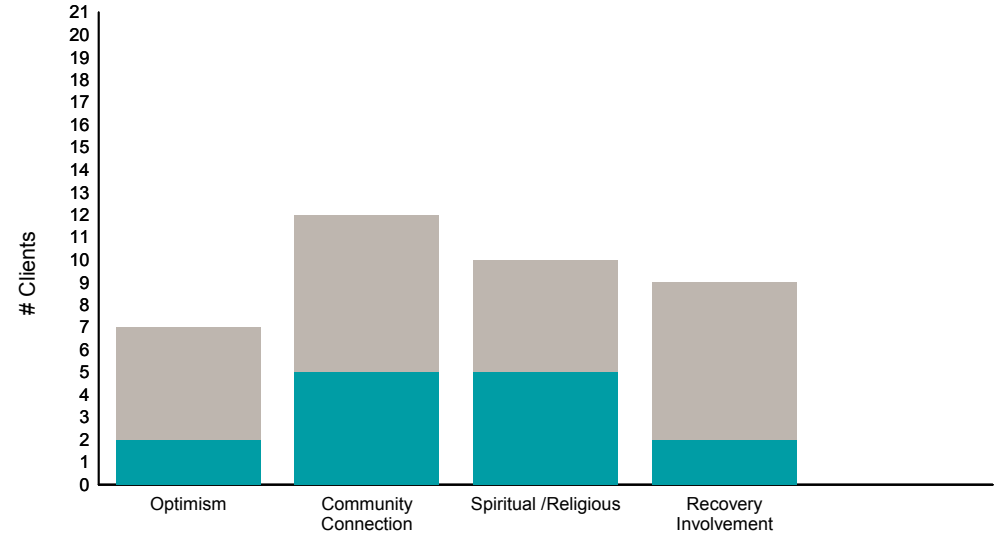
This report looks at current ANSAs to see how many clients improved on items rated 2 or 3 from the prior ANSA.

Num of episodes w/ min. 2 ANSAs: 21 Average days between ANSAs: 427.5 % clients improved on min. 30% of actionable items: **81% (= 17/21)**

Behavioral Health Domain

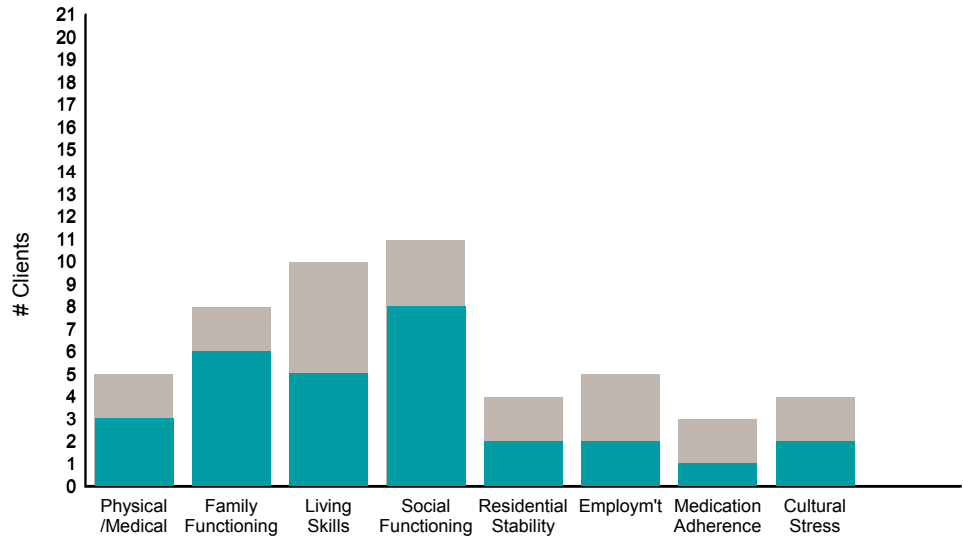


Strengths

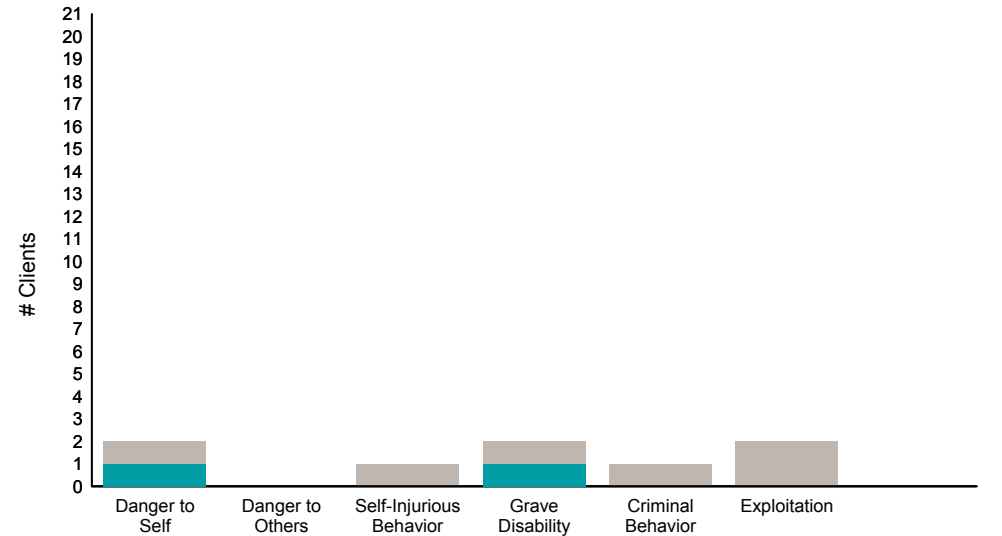


Item	% improvement
Psychosis	75% (3/4)
Depression	44% (7/16)
Anxiety	67% (8/12)
Adjustment to Trauma	67% (6/9)
Impulse Control	0% (0/3)
Interpersonal Problems	0% (0/0)
Substance Use	30% (3/10)
Optimism	29% (2/7)
Community Connection	42% (5/12)
Spiritual /Religious	50% (5/10)
Recovery Involvement	22% (2/9)

Life Domain Functioning



Risk Behaviors



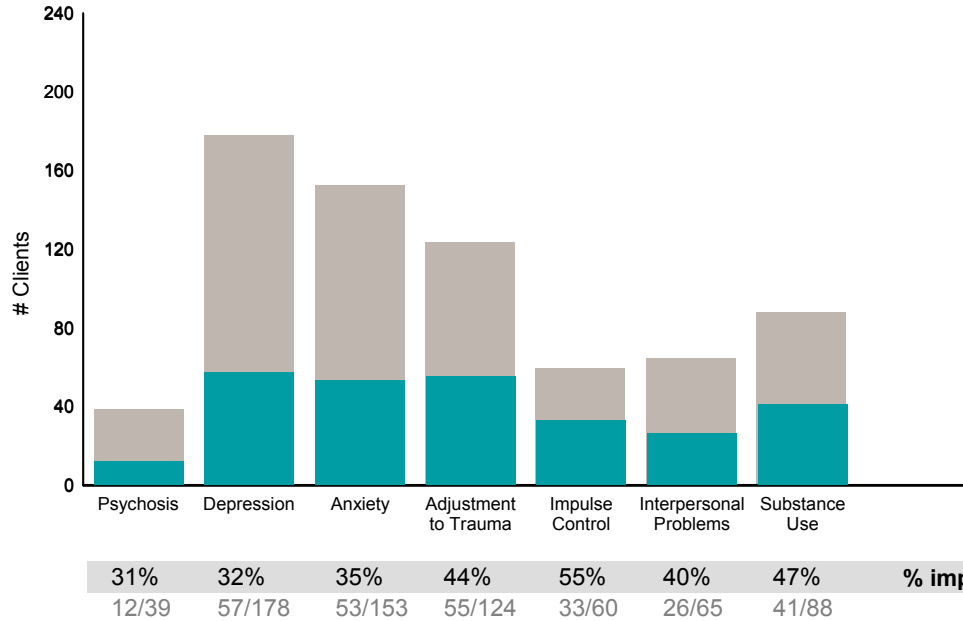
Item	% improvement
Physical /Medical	60% (3/5)
Family Functioning	75% (6/8)
Living Skills	50% (5/10)
Social Functioning	73% (8/11)
Residential Stability	50% (2/4)
Employ'm't	40% (2/5)
Medication Adherence	33% (1/3)
Cultural Stress	50% (2/4)
Danger to Self	50% (1/2)
Danger to Others	0% (0/0)
Self-Injurious Behavior	0% (0/1)
Grave Disability	50% (1/2)
Criminal Behavior	0% (0/1)
Exploitation	0% (0/2)

Didn't Improve
 Improved

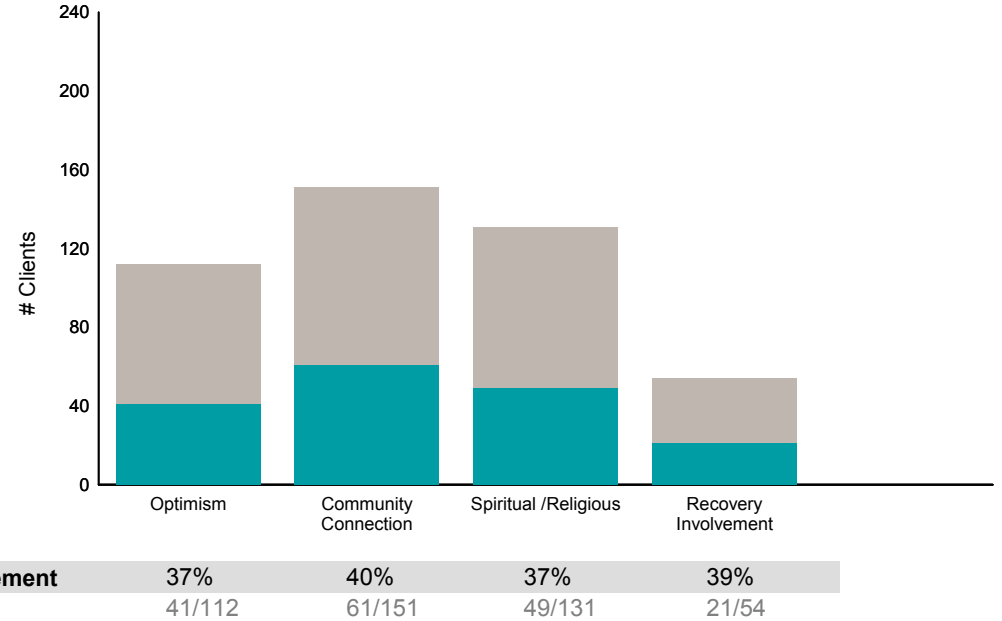
This report looks at current ANSAs to see how many clients improved on items rated 2 or 3 from the prior ANSA.

Num of episodes w/ min. 2 ANSAs: 215 Average days between ANSAs: 329.7 % clients improved on min. 30% of actionable items: **65% (= 139/215)**

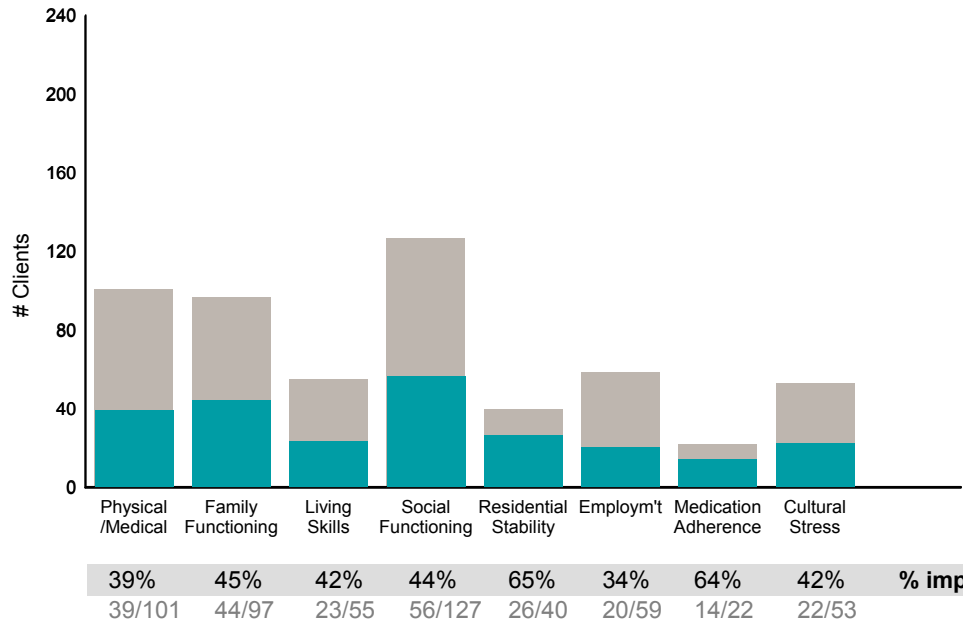
Behavioral Health Domain



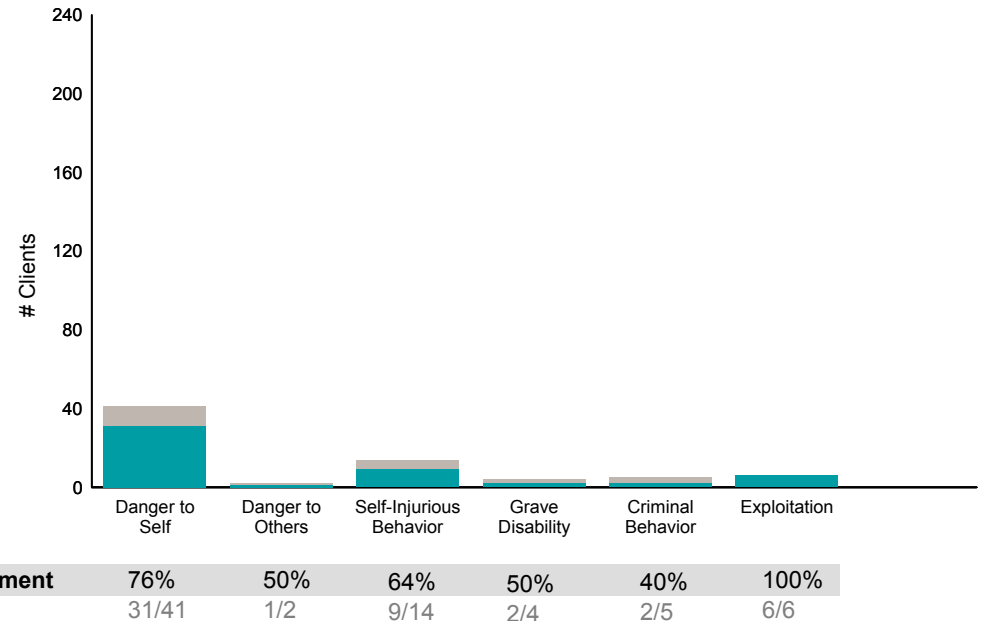
Strengths



Life Domain Functioning



Risk Behaviors

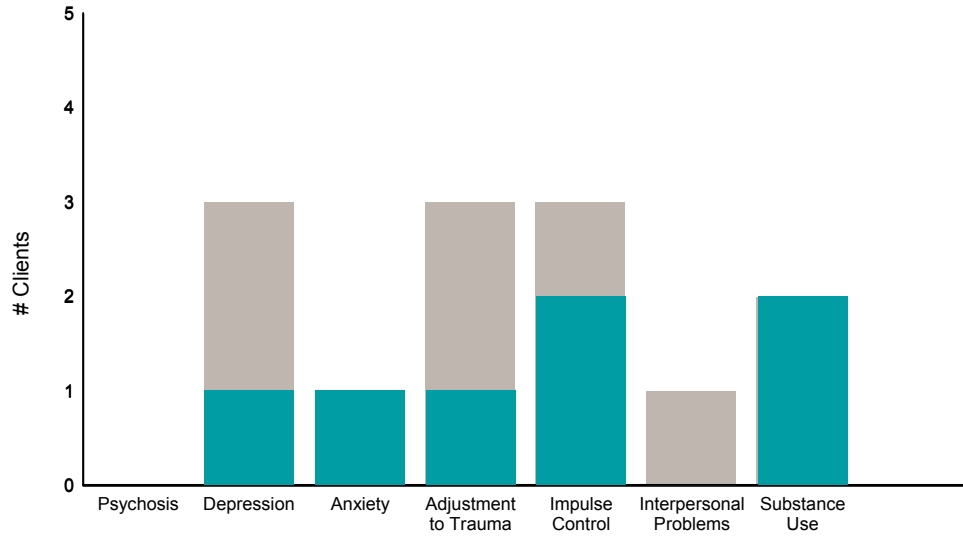


■ Didn't Improve
■ Improved

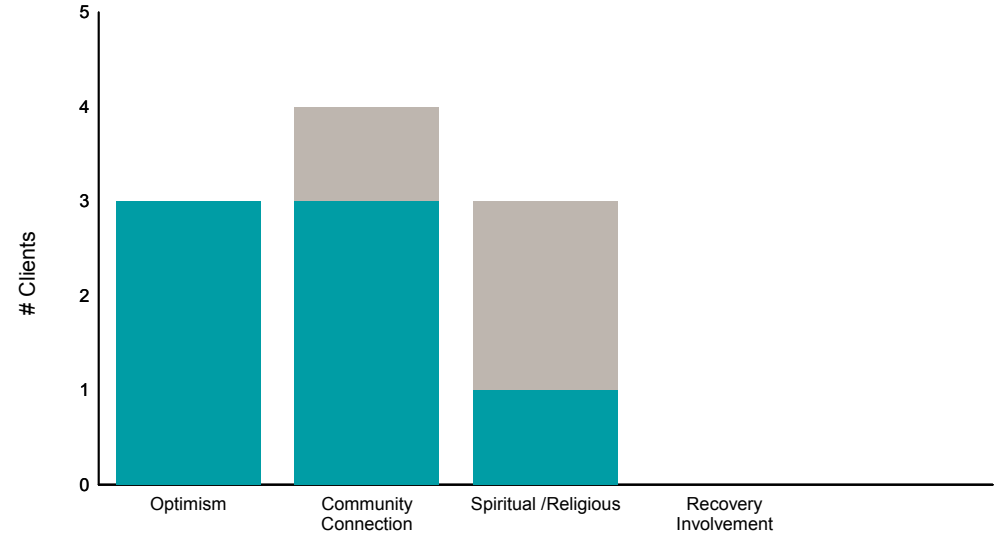
This report looks at current ANSAs to see how many clients improved on items rated 2 or 3 from the prior ANSA.

Num of episodes w/ min. 2 ANSAs: 5 Average days between ANSAs: 663.4 % clients improved on min. 30% of actionable items: **75% (= 3/4)**

Behavioral Health Domain

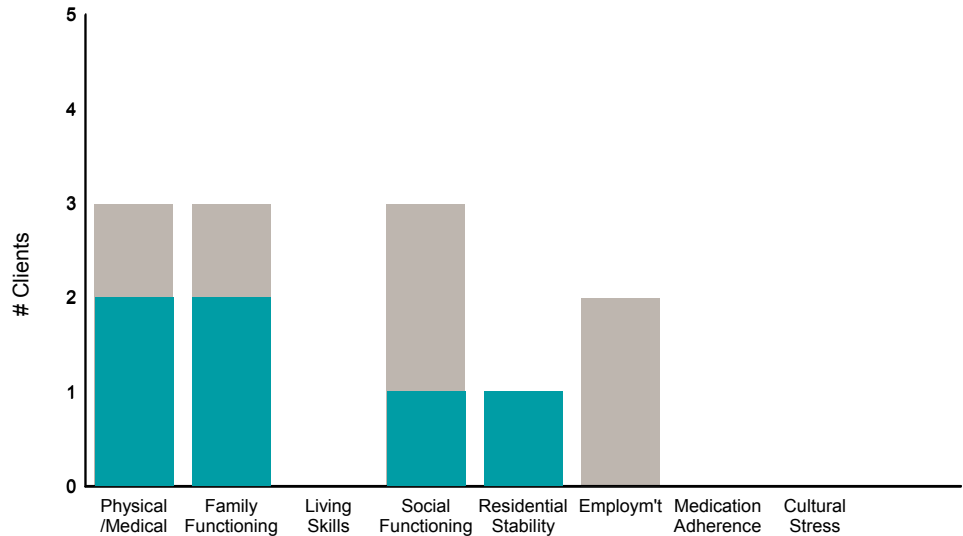


Strengths

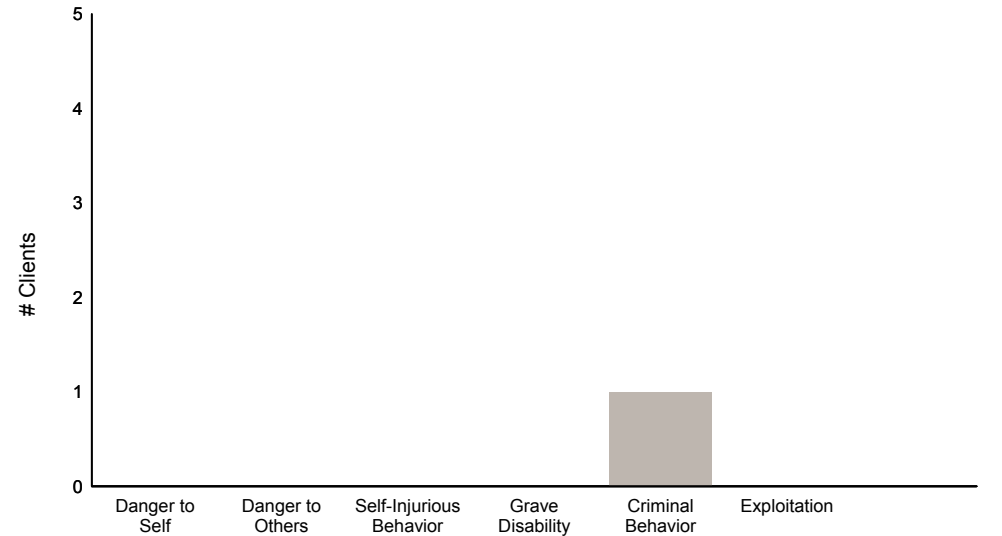


Item	Improved	Didn't Improve	% improvement
Psychosis	0/0	0/0	0%
Depression	1/3	2/3	33%
Anxiety	1/1	0/0	100%
Adjustment to Trauma	1/3	2/3	33%
Impulse Control	2/3	1/3	67%
Interpersonal Problems	0/1	1/1	0%
Substance Use	2/2	0/0	100%

Life Domain Functioning



Risk Behaviors



Item	Improved	Didn't Improve	% improvement
Physical /Medical	2/3	1/3	67%
Family Functioning	2/3	1/3	67%
Living Skills	0/0	0/0	0%
Social Functioning	1/3	2/3	33%
Residential Stability	1/1	0/0	100%
Employ'm't	0/2	2/2	0%
Medication Adherence	0/0	0/0	0%
Cultural Stress	0/0	0/0	0%

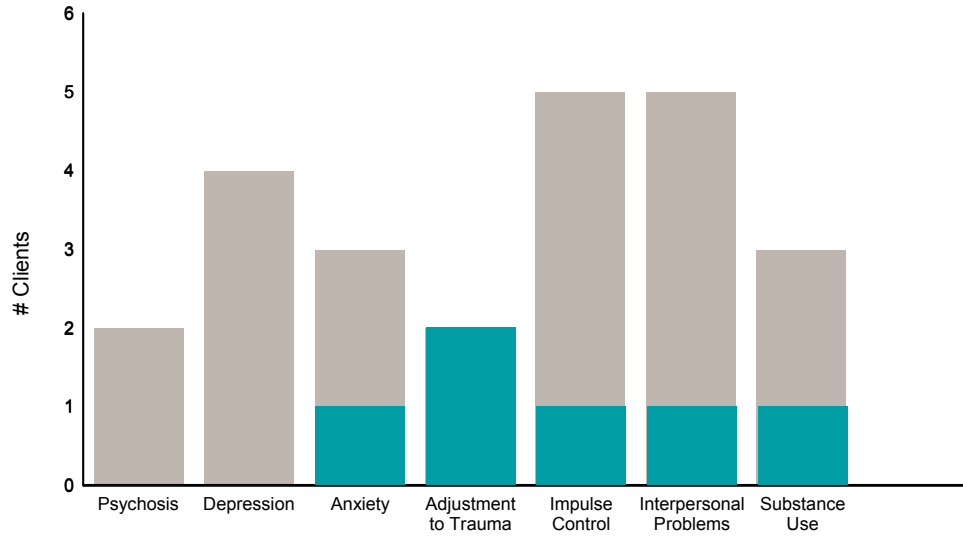
VIP CJC Interpersonal Violence (88107)

Didn't Improve
Improved

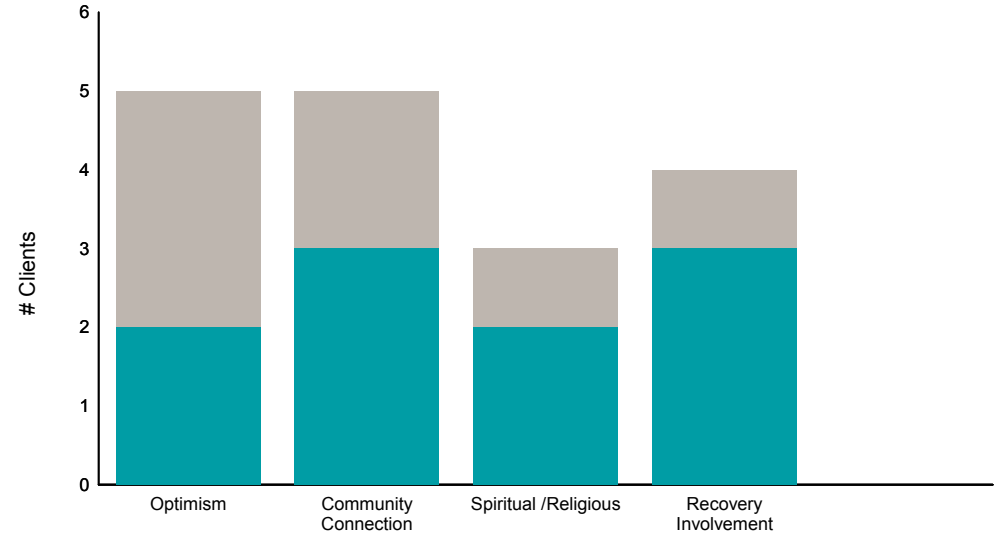
This report looks at current ANSAs to see how many clients improved on items rated 2 or 3 from the prior ANSA.

Num of episodes w/ min. 2 ANSAs: 6 Average days between ANSAs: 468.3 % clients improved on min. 30% of actionable items: **60% (= 3/5)**

Behavioral Health Domain

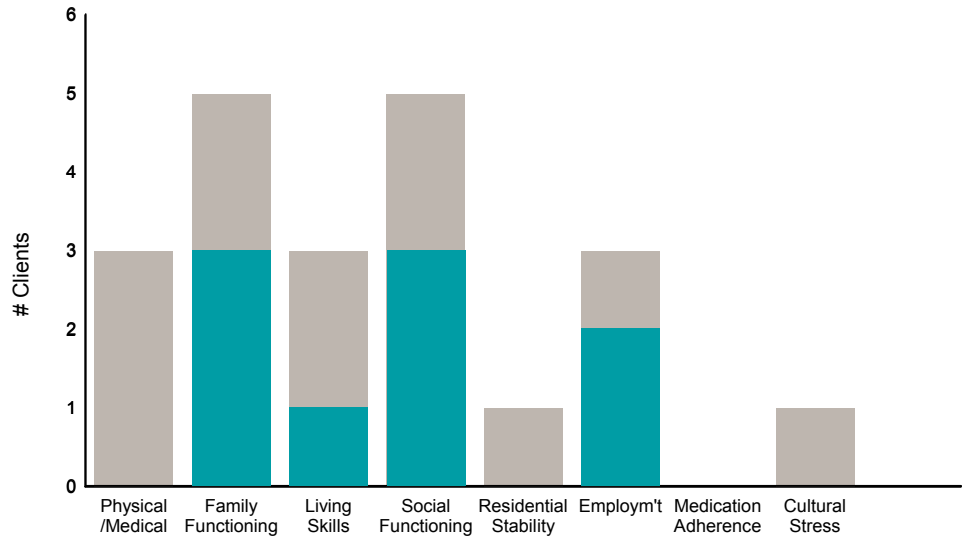


Strengths

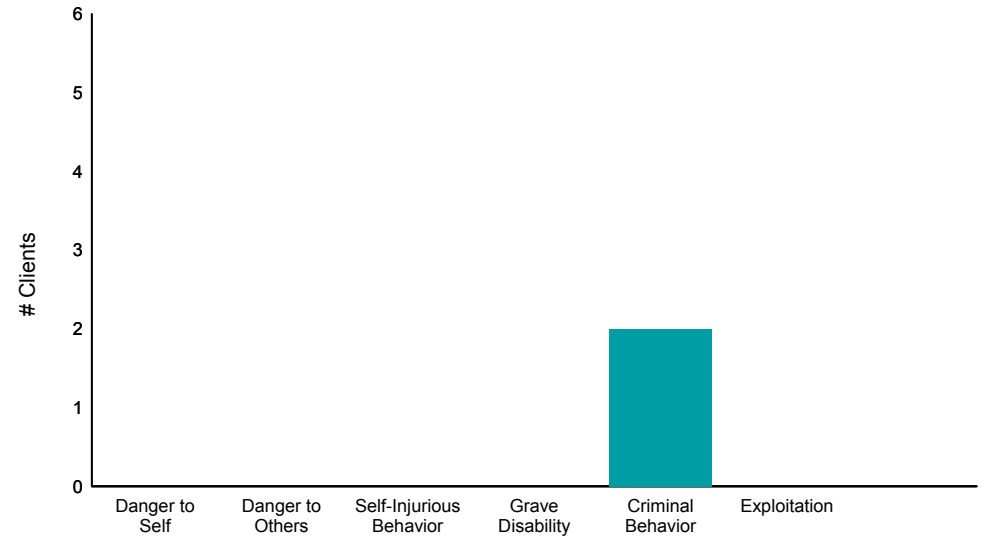


Behavioral Health Domain	Strengths	% improvement
0% 0/2	40% 2/5	40%
0% 0/4	60% 3/5	60%
33% 1/3	67% 2/3	67%
100% 2/2	75% 3/4	75%
20% 1/5		
20% 1/5		
33% 1/3		

Life Domain Functioning



Risk Behaviors



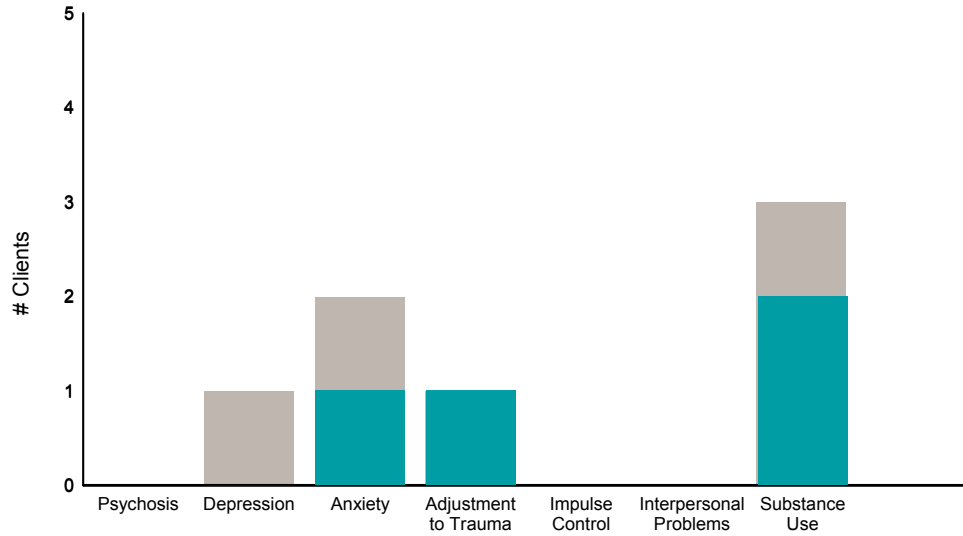
Life Domain Functioning	Risk Behaviors	% improvement
0% 0/3	0% 0/0	0%
60% 3/5	0% 0/0	0%
33% 1/3	0% 0/0	0%
60% 3/5	0% 0/0	0%
0% 0/1	100% 2/2	100%
67% 2/3	0% 0/0	0%
0% 0/0		
0% 0/1		

Didn't Improve
 Improved

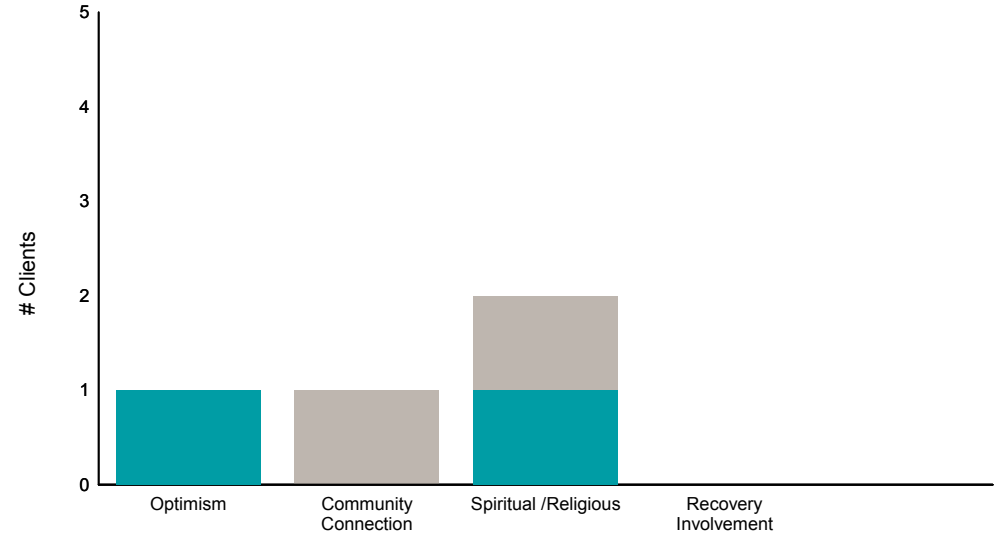
This report looks at current ANSAs to see how many clients improved on items rated 2 or 3 from the prior ANSA.

Num of episodes w/ min. 2 ANSAs: 5 Average days between ANSAs: 339.6 % clients improved on min. 30% of actionable items: **75% (= 3/4)**

Behavioral Health Domain

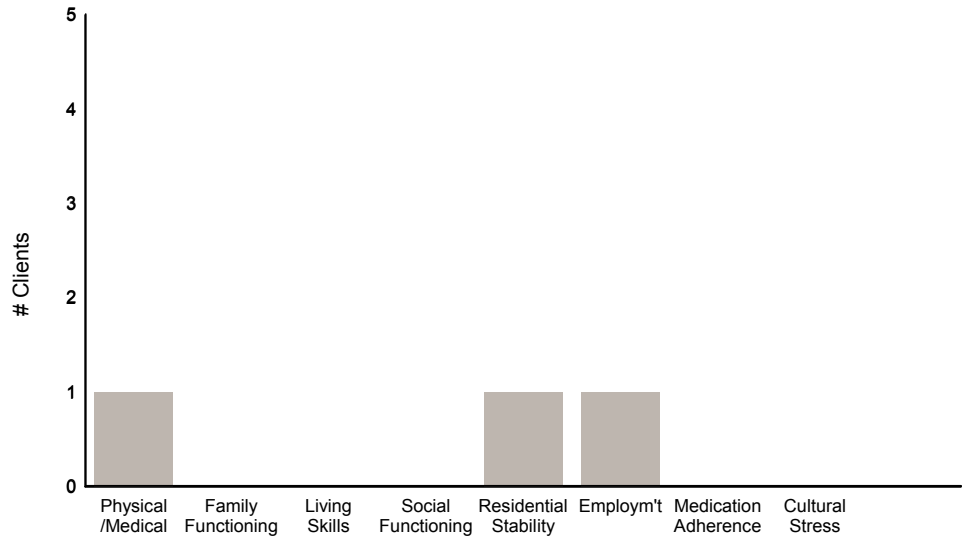


Strengths

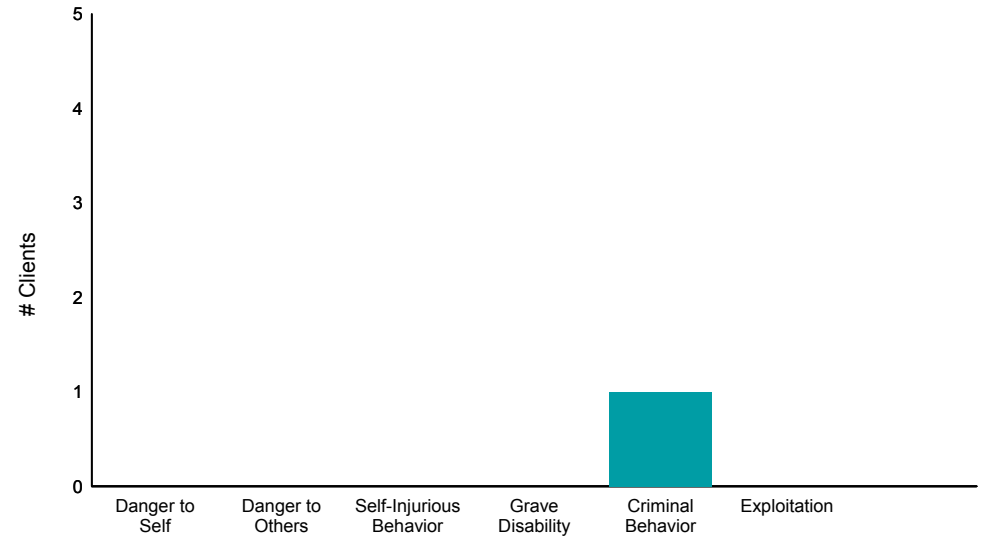


Item	Improved	Didn't Improve	% improvement
Psychosis	0/0	0/0	0%
Depression	0/1	1/1	0%
Anxiety	1/2	1/2	50%
Adjustment to Trauma	1/1	0/0	100%
Impulse Control	0/0	0/0	0%
Interpersonal Problems	0/0	0/0	0%
Substance Use	2/3	1/3	67%

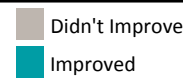
Life Domain Functioning



Risk Behaviors



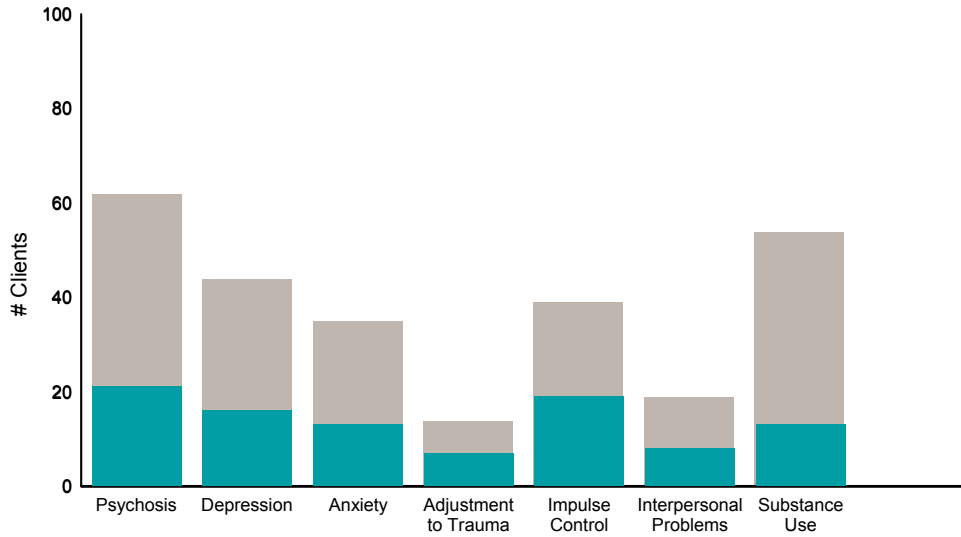
Item	Improved	Didn't Improve	% improvement
Physical /Medical	0/1	1/1	0%
Family Functioning	0/0	0/0	0%
Living Skills	0/0	0/0	0%
Social Functioning	0/0	0/0	0%
Residential Stability	0/1	1/1	0%
Employm't	0/1	1/1	0%
Medication Adherence	0/0	0/0	0%
Cultural Stress	0/0	0/0	0%



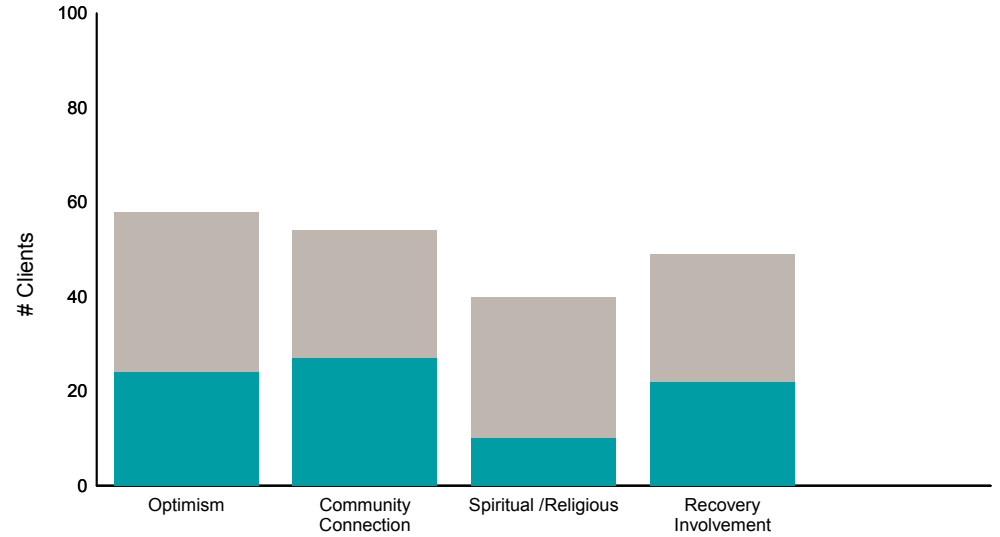
This report looks at current ANSAs to see how many clients improved on items rated 2 or 3 from the prior ANSA.

Num of episodes w/ min. 2 ANSAs: 97 Average days between ANSAs: 422.2 % clients improved on min. 30% of actionable items: **64% (= 49/77)**

Behavioral Health Domain

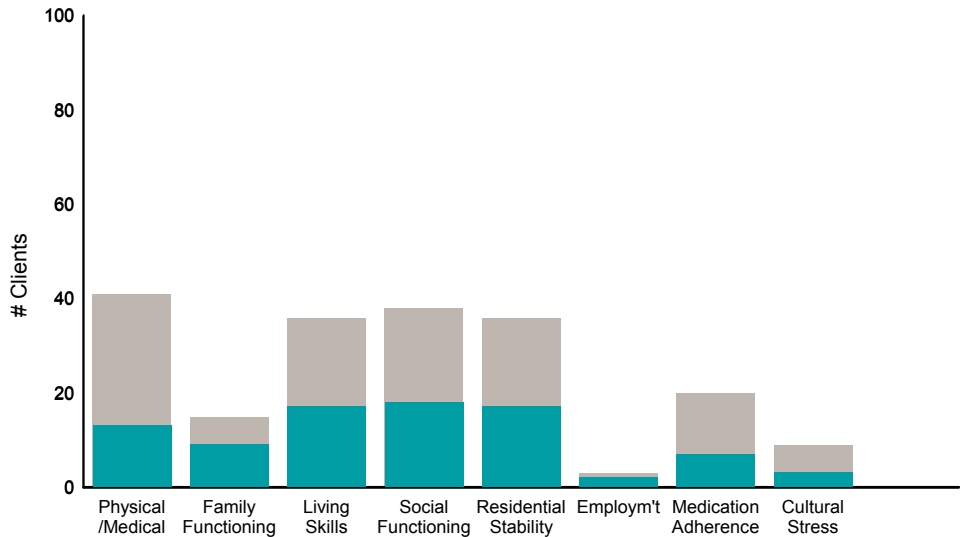


Strengths

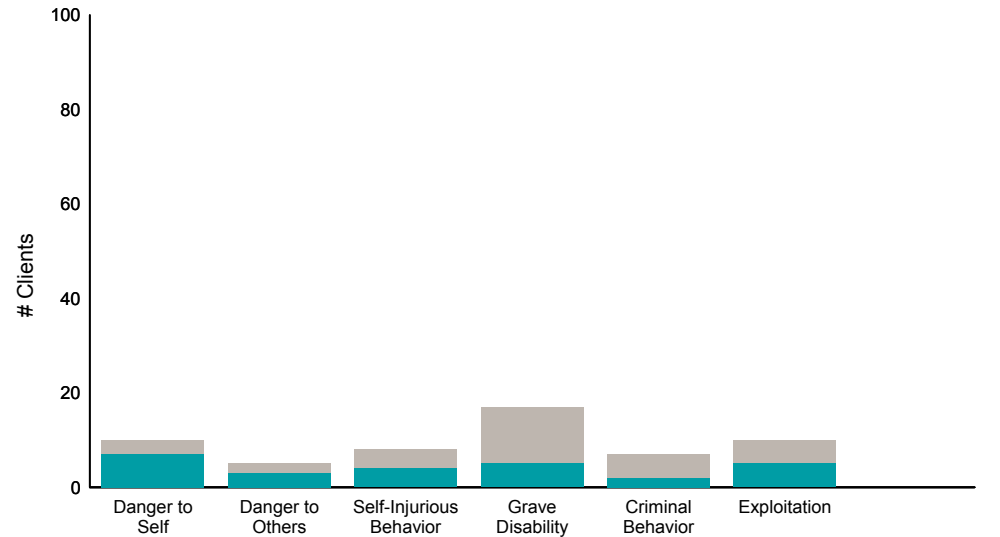


Item	% improvement
Psychosis	34% (21/62)
Depression	36% (16/44)
Anxiety	37% (13/35)
Adjustment to Trauma	50% (7/14)
Impulse Control	49% (19/39)
Interpersonal Problems	42% (8/19)
Substance Use	24% (13/54)
Optimism	41% (24/58)
Community Connection	50% (27/54)
Spiritual /Religious	25% (10/40)
Recovery Involvement	45% (22/49)

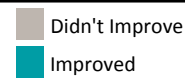
Life Domain Functioning



Risk Behaviors



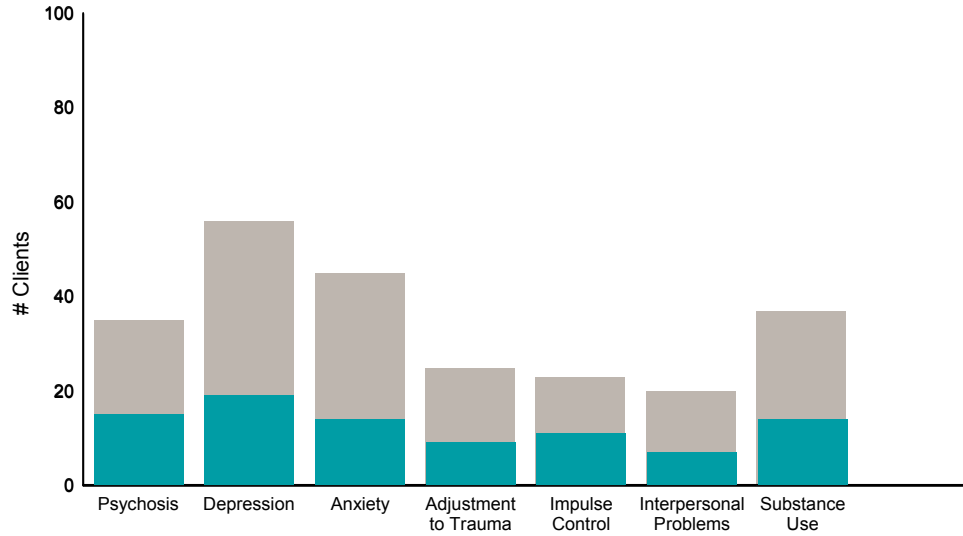
Item	% improvement
Physical /Medical	32% (13/41)
Family Functioning	60% (9/15)
Living Skills	47% (17/36)
Social Functioning	47% (18/38)
Residential Stability	47% (17/36)
Employment	67% (2/3)
Medication Adherence	35% (7/20)
Cultural Stress	33% (3/9)
Danger to Self	70% (7/10)
Danger to Others	60% (3/5)
Self-Injurious Behavior	50% (4/8)
Grave Disability	29% (5/17)
Criminal Behavior	29% (2/7)
Exploitation	50% (5/10)



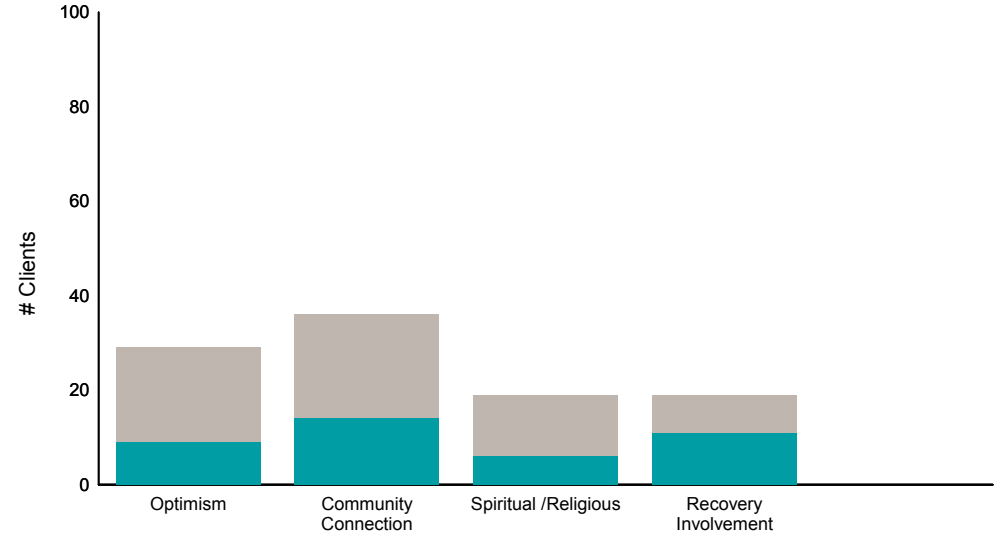
This report looks at current ANSAs to see how many clients improved on items rated 2 or 3 from the prior ANSA.

Num of episodes w/ min. 2 ANSAs: 92 Average days between ANSAs: 581.2 % clients improved on min. 30% of actionable items: **62% (= 54/87)**

Behavioral Health Domain

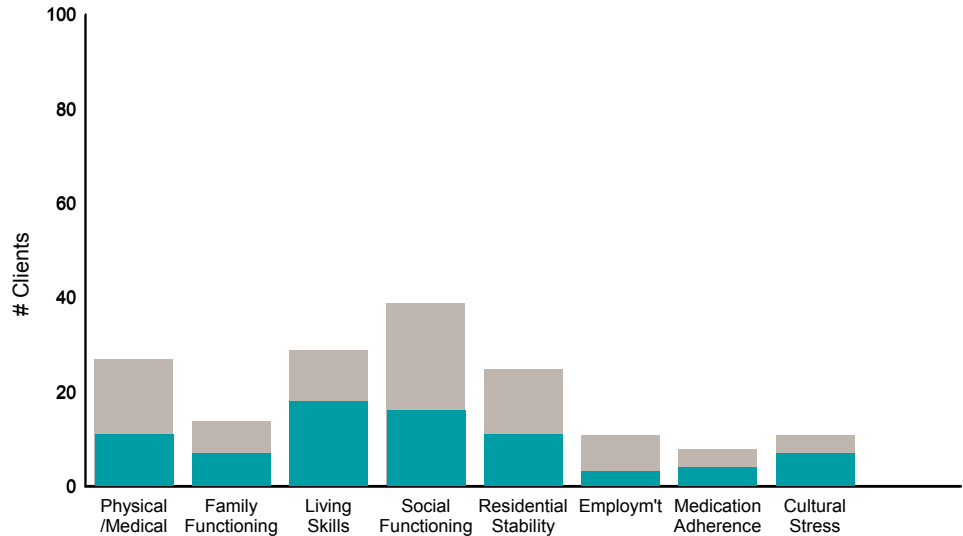


Strengths

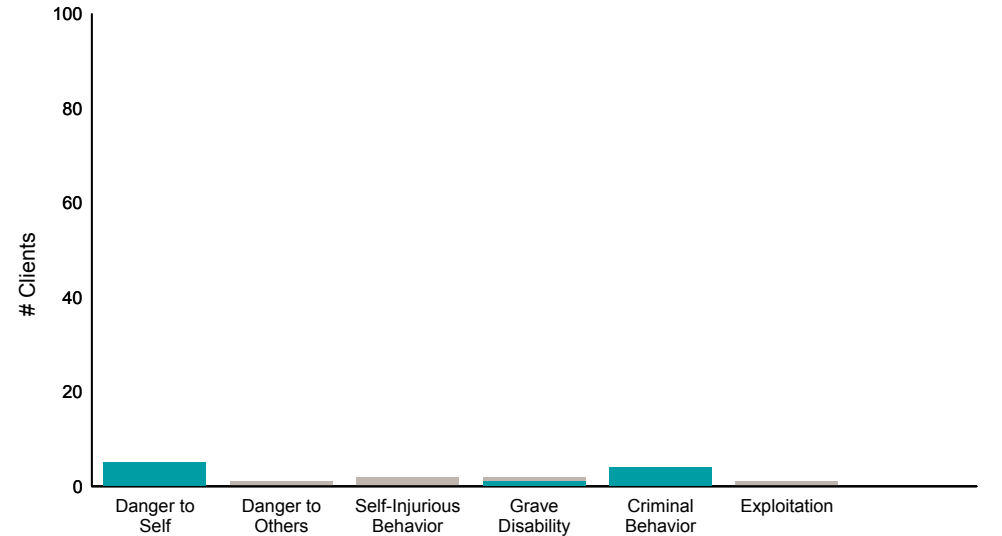


Item	% improvement	Count
Psychosis	43%	15/35
Depression	34%	19/56
Anxiety	31%	14/45
Adjustment to Trauma	36%	9/25
Impulse Control	48%	11/23
Interpersonal Problems	35%	7/20
Substance Use	38%	14/37
Optimism	31%	9/29
Community Connection	39%	14/36
Spiritual /Religious	32%	6/19
Recovery Involvement	58%	11/19

Life Domain Functioning



Risk Behaviors



Item	% improvement	Count
Physical /Medical	41%	11/27
Family Functioning	50%	7/14
Living Skills	62%	18/29
Social Functioning	41%	16/39
Residential Stability	44%	11/25
Employ'm't	27%	3/11
Medication Adherence	50%	4/8
Cultural Stress	64%	7/11
Danger to Self	100%	5/5
Danger to Others	0%	0/1
Self-Injurious Behavior	0%	0/2
Grave Disability	50%	1/2
Criminal Behavior	100%	4/4
Exploitation	0%	0/1