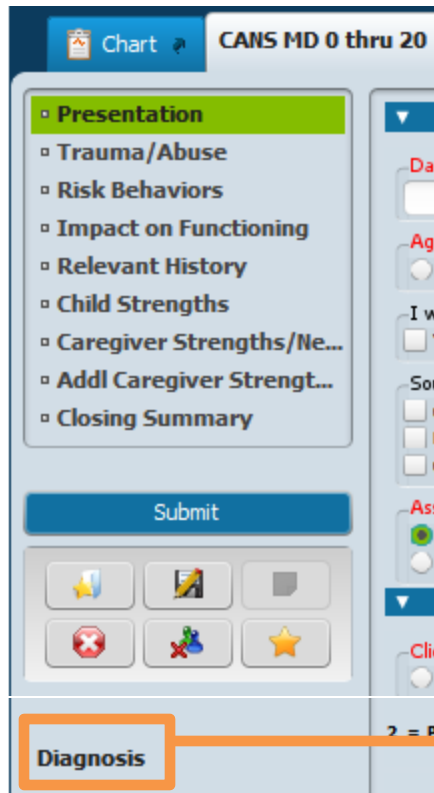


# CANS MD 0 thru 20 Assessment Technical Guide v2018



## New Form Name (CANS MD 0 thru 20)

The updated CANS MD form has a new name, CANS MD 0 thru 20.

## New Sections

There are 9 sections in the new CANS MD 0 thru 20

## New Functionality

The CANS MD 0 thru 20 will replace both the current CANS MD and the CYF MD Closing Summary).

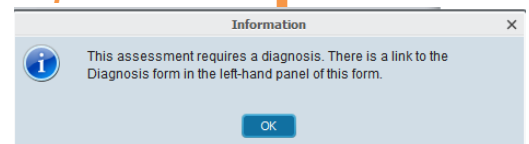
The sections in the new CANS MD 0 thru 20 have been expanded in order to accommodate the data collection and reporting requirements as mandated by DHCS and CDSS.

Please note that a link to the Diagnosis form has been included in the new form. You will see a popup message when selecting the Assessment Category reminding you a Diagnosis needs to be completed.

## Improved Top-Down Flow

There are 9 reorganized sections providing an improved top down flow to the form.

**It is important to work your way down from the top of the form as ratings in top sections will enable ratings in subsequent sections.**



## New Age Categories

The age categories have changed to meeting the State reporting requirements (0 thru 5 and 6 thru 20).

When an Age Category is selected, the appropriate ratings for that specific age within each section will become enabled and/or disabled.

The default setting is 6 thru 20.

# CANS MD 0 thru 20 Assessment Technical Guide v2018

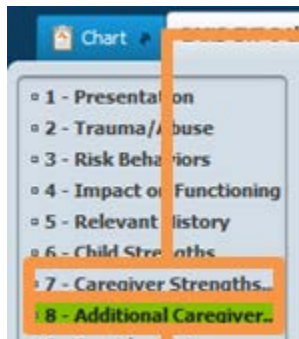
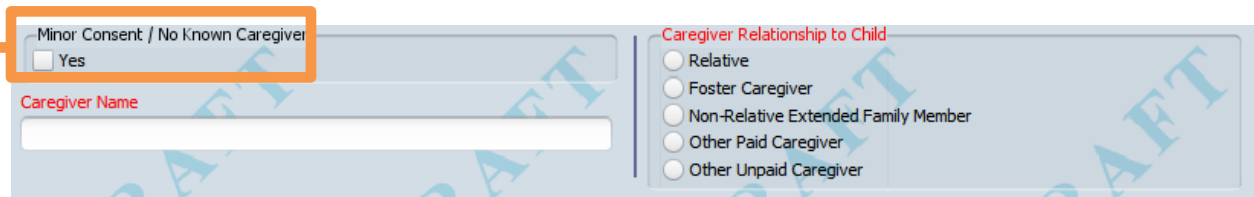


## Multi-Functional Form

The CANS MD 0 thru 20 replaces the old CANS MD and the CYF MD Closing Summary forms. Merging the forms into one will allow the ratings in an initial or annual to be “pulled forward” into the closing summary.

Per DHCS, the Assessment Categories reflect the new timeline for reporting data every 6 months to the State.

- *Initial: All sections enabled except 9.*
- *Mid-Year: All sections enabled except 9.*
- *Annual: All sections enabled except 9.*
- *Closing Summary: All sections enabled.*



## Caregiver Sections

An adjustment has been made to how caregiver data is collected to meet State reporting requirements.

There are two caregiver sections,

- *Section 7 -Caregiver Strengths/Needs and*
- *Section 8 – Additional Caregiver Strength/Needs*

One caregiver is required to be identified in section 7 - Caregiver Strengths/Needs unless the checkbox for “Minor Consent / No Known Caregiver” is selected.

The Additional Caregiver Strengths/Needs section is for collecting the data of other caregivers. This section contains an iteration table. While fields in this section may appear to be “red and required”, the fields can be skipped and the form can be finalized without completing this section.

# CANS MD 0 thru 20 Assessment Technical Guide v2018

The screenshot displays two sections of the assessment form. The 'Cultural Stress Category' section on the left includes a list of items with green checkmarks: Race/Ethnicity, Gender Identity, Language, Socio-Economic Status, Other, Sexual Orientation, Religion, Age, and Ability/Disability. Below this list is a text input field labeled 'Specify Other Cultural Stress Category'. The 'Ability/Disability Category' section on the right includes a list of items with green checkmarks: Physical, Emotional/Behavioral, Other, Developmental, and Cognitive/Learning. Below this list is a text input field labeled 'Specify Other Ability/Disability Category'. A large 'DRAFT' watermark is visible across the center of the form.

## Cultural Stress

*In the Relevant History section of the CANS MD 0 thru 20, there is a module to capture cultural stress data. When Cultural Stress is rated higher than a “0”, other cultural stress items will become red and required.*

## READ THIS BEFORE PROCEEDING

*The next few pages contain screenshots of the entire CANS MD 0 thru 20 Assessment.*

### Default Settings (6 thru 20 Age Category)

*The form is setup to default to the 6 thru 20 age category. The ratings are setup to default to 0. You can start the completing the form knowing that the fields have already been re-set for a client age between 6 thru 20.*

*Also, all the ratings have been set to “0” as a default. If you happened to click on “Yes” to “I want to start with a blank assessment” in the Presentation section of this form, all the ratings will be completely cleared.*

### 0 thru 5 Age Category

*In the screen captures below, the fields outlined in **RED** are **disabled when 0 thru 5 is selected** as the age category. Also, the fields outlined in **GREEN** are **enabled and required when 0 thru 5 is selected** age category.*

### Continuity between the other CANS assessments

*The first 8 sections of this form match the other CYF CANS assessments sharing the same core 60 elements that are required for State reporting. This continuity in format and field placement between all of the CANS forms will be a benefit for training, documentation and support.*

# CANS MD 0 thru 20 Assessment Technical Guide v2018

## Presentation Section

It is **critically important to select an age category and an assessment category before starting the ratings.** These two fields will enable/disable other fields.

Since this form defaults to 6 thru 20, you will only need to be concerned with this when you have a client younger than 6 years old (choose the 0 thru 5 age category).

The screenshot displays the 'Presentation' section of the InLiveBuild T assessment form. The top navigation bar includes 'Home', 'InLiveBuild T', 'Preferences', 'Lock', 'Sign Out', 'Switch', 'Help', and 'MAT'. The patient information section shows 'INLIVEBUILD TEST (000000006)', 'Ep: 1 : TEST PROGRAM', 'Problem P: -', 'DX P: -', 'Location: -', 'Attn. Pract.: -', 'Adm. Pract.: ELFMAN,GARY', and 'Allergies (0)'. The 'Date' field is set to '09/18/2018'. The 'Age Category' is '6 thru 20'. The 'Assessment Category' is 'Initial'. The 'Form Status' is 'Draft'. The 'Team Member to Notify' is a dropdown menu. The 'Team Member to Notify Outgoing Comments' is a text field. The 'Sources of Information' section includes checkboxes for 'Client', 'DHS/JPD', 'Other', 'Family/Guardian', and 'School'. The 'Client linked to Cultural Specific and/or Linguistic Svcs' and 'Client was linked to Interpreter Services' sections have 'Yes' and 'No' radio buttons. The 'Language' field is a dropdown menu. The 'KEY' section defines the rating scale: 0 = No Current Need; No Need for Action or Intervention. 1 = History of Suspicion of Problems; Requires Monitoring, Watchful Waiting, or Preventive Activities. 2 = Problem is Interfering with Functioning; Requires Action or Intervention to Ensure that the Need is Addressed. 3 = Problems are Dangerous or Disabling; Requires Immediate and/or Intensive Action. The rating scale is applied to various assessment categories: Psychosis, Anxiety, Impulsivity/Hyperactivity, Oppositional (Non-Compliance with Auth.), Depression, Conduct, Substance Use, Sensitization, Regulatory, Eating Disturbances, Atypical Behaviors, Adjustment to Trauma, Sleep (12 mos. thru 5 y.o.), Caregiver Emotional Responsiveness, Anger Control, Caregiver Adjustment to Traumatic Experiences, and Attachment Difficulties. The 'Psychosis', 'Anxiety', 'Conduct', 'Sensitization', 'Eating Disturbances', and 'Anger Control' categories are highlighted with red boxes, while the 'Regulatory', 'Adjustment to Trauma', and 'Caregiver' categories are highlighted with green boxes.

# CANS MD 0 thru 20 Assessment Technical Guide v2018

## Trauma/Abuse Section

There are two modules here (Trauma Events/Trauma Symptoms). Only Trauma Events will display as red and required. The Trauma Symptoms are enabled but not required. However the Trauma Symptoms becomes required if you rate "Adjustment to Trauma" above a "0" (field located in the Presentation section).

The screenshot displays the myAvatar 2018 software interface. At the top, there is a navigation bar with 'Home', 'Inlivebuild T', 'Table Definitio', 'Preferences', 'Lock', 'Sign Out', 'Switch', 'Help', and 'MATOF'. Below this, a patient information bar shows 'INLIVEBUILD TEST (00000006)', 'M', 'Ep: 1 : TEST PROGRAM', 'Problem P: -', 'DX P: -', 'Location: -', 'Attn. Pract.: -', 'Adm. Pract.: ELFMAN,GARY', and 'Allergies (0)'. The main content area is titled 'CANS MD 0 thru 20' and has a left sidebar with 'Presentation' and 'Trauma/Abuse'. The 'Trauma/Abuse' section is expanded to show two main categories: 'Trauma Events' and 'Trauma Symptoms'. Each category contains several items with radio button scales from 0 to 3. In the 'Trauma Events' section, 'Witness to School Violence' and 'Witness to Community Violence' are highlighted with red boxes. In the 'Trauma Symptoms' section, 'Witness to Community/School Violence' and 'Numbing' are highlighted with green boxes. A large 'DRAFT' watermark is visible across the center of the page.



# CANS MD 0 thru 20 Assessment Technical Guide v2018

## Impact on Functioning Section

For the 0 thru 5 Age Category, much of the upper portion of the form will be disabled and the lower portion of the form will become required.

The screenshot displays the 'Impact on Functioning' section of the CANS MD 0 thru 20 assessment. The interface includes a top navigation bar with 'Home', 'Inlivebuild T', 'Table Definitio', 'Preferences', 'Lock', 'Sign Out', 'Switch', and 'Help'. Below this is a patient information header for 'INLIVEBUILD TEST (000000006)' with details for 'Ep: 1 : TEST PROGRAM', 'Problem P: -', 'DX P: -', 'Location: -', 'Attn. Pract.: -', and 'Adm. Pract.: ELFMAN,GARY'. The main content area shows a sidebar menu with 'Presentation', 'Trauma/Abuse', 'Risk Behaviors', and 'Impact on Functioning'. The 'Impact on Functioning' section is divided into two groups: 'Impact on Functioning' (top) and 'Motor, Sensory, and Early Education' (bottom). The top group contains 11 sub-sections, each with a radio button for scores 0, 1, 2, and 3. The bottom group contains 3 sub-sections with similar radio buttons. A red box highlights the top 11 sub-sections, and a green box highlights the bottom 3 sub-sections. A large 'DRAFT' watermark is visible across the center of the form.

Section	0	1	2	3
Family Functioning	<input checked="" type="radio"/>	<input type="radio"/>	<input type="radio"/>	<input type="radio"/>
Living Situation	<input checked="" type="radio"/>	<input type="radio"/>	<input type="radio"/>	<input type="radio"/>
Recreational	<input checked="" type="radio"/>	<input type="radio"/>	<input type="radio"/>	<input type="radio"/>
Developmental / Intellectual	<input checked="" type="radio"/>	<input type="radio"/>	<input type="radio"/>	<input type="radio"/>
Legal	<input checked="" type="radio"/>	<input type="radio"/>	<input type="radio"/>	<input type="radio"/>
Medical / Physical	<input checked="" type="radio"/>	<input type="radio"/>	<input type="radio"/>	<input type="radio"/>
Sexual Development	<input checked="" type="radio"/>	<input type="radio"/>	<input type="radio"/>	<input type="radio"/>
School Behavior	<input checked="" type="radio"/>	<input type="radio"/>	<input type="radio"/>	<input type="radio"/>
School Achievement	<input checked="" type="radio"/>	<input type="radio"/>	<input type="radio"/>	<input type="radio"/>
School Attendance	<input checked="" type="radio"/>	<input type="radio"/>	<input type="radio"/>	<input type="radio"/>
Social Functioning	<input checked="" type="radio"/>	<input type="radio"/>	<input type="radio"/>	<input type="radio"/>
Decision Making	<input checked="" type="radio"/>	<input type="radio"/>	<input type="radio"/>	<input type="radio"/>
Sleep	<input checked="" type="radio"/>	<input type="radio"/>	<input type="radio"/>	<input type="radio"/>
Motor	<input checked="" type="radio"/>	<input type="radio"/>	<input type="radio"/>	<input type="radio"/>
Sensory	<input checked="" type="radio"/>	<input type="radio"/>	<input type="radio"/>	<input type="radio"/>
Early Education	<input checked="" type="radio"/>	<input type="radio"/>	<input type="radio"/>	<input type="radio"/>
Communication	<input checked="" type="radio"/>	<input type="radio"/>	<input type="radio"/>	<input type="radio"/>
Social and Emotional Functioning	<input checked="" type="radio"/>	<input type="radio"/>	<input type="radio"/>	<input type="radio"/>

# CANS MD 0 thru 20 Assessment Technical Guide v2018

## Relevant History Section

When “Cultural Stress” is rated 1-2-3, the “Cultural Stress Category” module will become enabled and required. Additional fields will become enabled and required when “Ability/Disability” and/or “Other” is selected.

The screenshot displays the Inlivebuild T assessment software interface. At the top, there is a navigation bar with 'Home', 'Inlivebuild T', 'Table Definitio', 'Preferences', 'Lock', 'Sign Out', 'Switch', 'Help', and 'MAT'. Below this is a patient information header for 'INLIVEBUILD TEST (000000006)', including gender 'M', height/weight/BMI, episode 'Ep: 1 : TEST PROGRAM', problem 'P: -', DX 'P: -', location, attention 'Attn. Pract.: -', and administrative 'Adm. Pract.: ELFMAN,GARY'. The main content area is titled 'CANS MD 0 thru 20' and features a left-hand navigation menu with 'Presentation', 'Trauma/Abuse', 'Risk Behaviors', 'Impact on Functioning', and 'Relevant History' (which is selected). The 'Relevant History' section contains three radio button scales: 'Language' (0 selected), 'Traditions and Rituals' (0 selected), and 'Cultural Stress' (0 selected). Below these is a 'Cultural Stress Category' section with checkboxes for Race/Ethnicity, Gender Identity, Language, Socio-Economic Status, Other, Sexual Orientation, Religion, Age, and Ability/Disability. To the right, there are two text input fields: 'Specify Other Cultural Stress Category' and 'Specify Other Ability / Disability Category', each with a search icon. An 'Ability / Disability Category' section includes checkboxes for Physical, Emotional/Behavioral, Other, Developmental, and Cognitive/Learning.



# CANS MD 0 thru 20 Assessment Technical Guide v2018

## Child Strengths Section Section

Be aware that the rating scale Key in this section is different from the other sections.

The screenshot displays the 'Inlvebuild 1' assessment software interface. At the top, there is a navigation bar with 'Home', 'Inlvebuild 1', 'Table Definitio', 'Preferences', 'Lock', 'Sign Out', 'Switch', 'Help', and 'MATO'. Below this is a patient information header for 'INLVEBUILD TEST (000000006)', 'M', 'Ep: 1 : TEST PROGRAM', 'Problem P: -', 'DX P: -', 'Location: -', 'Attn. Pract.: -', 'Adm. Pract.: ELFMAN,GARY', and 'Allergies (0)'. The main content area is titled 'Chart CANS MD 0 thru 20'. On the left, a sidebar lists categories: 'Presentation', 'Trauma/Abuse', 'Risk Behaviors', 'Impact on Functioning', 'Relevant History', and 'Child Strengths' (highlighted). The 'Child Strengths' section contains a key: 'KEY: 0 = Well-Developed or Centerpiece Strength; May be Used as Protective Factor and a Centerpiece of Strength-Based Plan. 1 = Useful Strength is Evident but Requires Some Effort to Maximize the Strength. Strength might be Used and Built Upon in Treatment. 2 = Strengths have been Identified but Require Significant Strength Building Efforts Before they can be Effectively Utilized as Part of a Plan. 3 = An Area in which No Current Strength is Identified; Efforts are Needed to Identify Potential Strengths.' Below the key are various strength categories, each with a rating scale (0, 1, 2, 3) and a radio button. The categories are: Family Strengths, Interpersonal, Educational Setting, Talents and Interests, Spiritual / Religious, Relationship Permanence, Cultural Identity, Community Life, Natural Supports, Resilience, Optimism, Curiosity, Playfulness, Resiliency (Persistence and Adaptability), and Family Spiritual / Religious. The 'Family Strengths' and 'Interpersonal' categories are highlighted with a green border. The 'Educational Setting', 'Talents and Interests', 'Spiritual / Religious', 'Cultural Identity', 'Community Life', 'Resilience', and 'Optimism' categories are highlighted with a red border. The 'Curiosity', 'Playfulness', 'Resiliency (Persistence and Adaptability)', and 'Family Spiritual / Religious' categories are highlighted with a green border.

# CANS MD 0 thru 20 Assessment Technical Guide v2018

## Caregiver Strengths/Needs Section

If “Minor Consent / No Known Caregiver” is check marked, the rest of the fields in this section are disabled. One primary caregiver must be identified unless minor consent is given or there is no known caregiver.

The screenshot displays the 'Caregiver Strengths/Needs' section of the InLiveBuild T assessment tool. The interface includes a navigation menu on the left with options like 'Presentation', 'Trauma/Abuse', 'Risk Behaviors', 'Impact on Functioning', 'Relevant History', 'Child Strengths', and 'Caregiver Strengths/Needs'. The main assessment area is titled 'Caregiver Strengths/Needs' and includes a key: 'KEY: 0 = No Current Need; No Need for Action or Intervention.' Below the key are three levels of need: '1 = History or Suspicion of Problems; Requires Monitoring, Watchful Waiting, or Preventative Activities.', '2 = Problem is Interfering with Functioning; Requires Action or Intervention to Ensure that the Need is Addressed.', and '3 = Problems are Dangerous or Disabling; Requires Immediate and/or Intensive Action.'

The assessment area contains several sections with radio button options:

- Minor Consent / No Known Caregiver:** A checkbox labeled 'Yes' is checked.
- Caregiver Name:** A text input field.
- Caregiver Relationship to Child:** Radio button options: Relative, Foster Caregiver, Non-Relative Extended Family Member, Other Paid Caregiver, Other Unpaid Caregiver.
- Medical / Physical:** Radio button options: 0, 1, 2, 3.
- Mental Health:** Radio button options: 0, 1, 2, 3.
- Substance Use:** Radio button options: 0, 1, 2, 3.
- Supervision:** Radio button options: 0, 1, 2, 3.
- Involvement With Care:** Radio button options: 0, 1, 2, 3.
- Knowledge:** Radio button options: 0, 1, 2, 3.
- Organization:** Radio button options: 0, 1, 2, 3.
- Social Resources:** Radio button options: 0, 1, 2, 3.
- Residential Stability:** Radio button options: 0, 1, 2, 3.
- Safety:** Radio button options: 0, 1, 2, 3.
- Marital / Intimate Partner Violence:** Radio button options: 0, 1, 2, 3.
- Developmental:** Radio button options: 0, 1, 2, 3.
- Legal Involvement:** Radio button options: 0, 1, 2, 3.
- Family Relationship to the System:** Radio button options: 0, 1, 2, 3.

A green box highlights the 'Legal Involvement' and 'Family Relationship to the System' fields.

# CANS MD 0 thru 20 Assessment Technical Guide v2018

## Additional Caregiver Strengths/Needs Section

As mentioned earlier, this section is not required and can be skipped when finalizing the form. Only when the "Add New Item" button is selected are the fields required to be entered into the iteration table.

The screenshot displays the 'Additional Caregiver Strengths/Needs' section of the Inlivebuild T assessment software. The interface includes a top navigation bar with 'Home', 'Inlivebuild T', 'Table Definitio', 'Preferences', 'Lock', 'Sign Out', 'Switch', 'Help', and 'MATO'. The patient information header shows 'INLIVEBUILD TEST (000000006)', 'M', 'HT: -, Wt: -, BMI: -', 'Ep: 1 : TEST PROGRAM', 'Problem P: -', 'DX P: -', 'Location: -', 'Allergies (0)', 'Attn. Pract.: -', and 'Adm. Pract.: ELFMAN,GARY'. The left sidebar contains a tree view with categories like 'Presentation', 'Trauma/Abuse', 'Risk Behaviors', 'Impact on Functioning', 'Relevant History', 'Child Strengths', 'Caregiver Strengths/Ne...', and 'Add Caregiver Strengt...'. The main content area features a table with columns: 'Caregiver Name', 'Caregiver Rel...', 'Medical/P...', 'Mental Health', 'Substa...', 'Supervision', 'Involv...', and 'Know'. Below the table are buttons for 'Add New Item', 'Edit Selected Item', and 'Delete Selected Item'. A key is provided: 'KEY: 0 = No Current Need; No Need for Action or Intervention. 1 = History or Suspicion of Problems; Requires Monitoring, Watchful Waiting, or Preventive Activities. 2 = Problem is Interfering with Functioning; Requires Action or Intervention to Ensure that the Need is Addressed. 3 = Problems are Dangerous or Disabling; Requires Immediate and/or Intensive Action.' The form includes input fields for 'Caregiver Name' and 'Caregiver Relationship to Child' (with radio buttons for Relative, Foster Caregiver, Non-Relative Extended Family Member, Other Paid Caregiver, and Other Unpaid Caregiver). Below these are several rows of radio button scales for 'Medical/Physical', 'Mental Health', 'Substance Use', 'Supervision', 'Involvement with Care', 'Knowledge', 'Organization', 'Social Resources', 'Residential Stability', 'Safety', 'Marital/Intimate Partner Violence', and 'Developmental', each with options 0, 1, 2, and 3.

# CANS MD 0 thru 20 Assessment Technical Guide v2018

## Closing Summary Section

The Medications, Summary of Treatment and Discharge Plans sections from the old CYF MD Closing Summary are located here in the Closing Summary section. This section will be disabled until "Closing Summary" is selected from Assessment Category field located in the Presentation Section.

The screenshot displays the 'Closing Summary' section of the CANS MD 0 thru 20 Assessment form. The interface includes a top navigation bar with 'Chart' and 'CANS MD 0 thru 20' tabs. A left-hand sidebar contains a list of assessment categories, with 'Closing Summary' highlighted in green. The main content area is divided into three sections, each with a blue header and a text input field:

- Medications (Comment about Effectiveness / Side Effects / Adverse Reactions to Medications)**
  - Section header: **Medications (Comment about Effectiveness / Side Effects / Adverse Reactions to Medications)**
  - Text label: *Last Medication Orders*
  - Text input field: A large white text area with a vertical scrollbar on the right.
- Summary of Treatment (Include Behaviorally Specific Response, Progress Towards Goals, and Other Clinically Relevant Information)**
  - Section header: **Summary of Treatment (Include Behaviorally Specific Response, Progress Towards Goals, and Other Clinically Relevant Information)**
  - Text label: *Summary of Treatment*
  - Text input field: A large white text area with a vertical scrollbar on the right.
- Discharge Plans (Include Efforts to Follow-Up, Linkage to Formal and Informal Services, and Contingency Plans)**
  - Section header: **Discharge Plans (Include Efforts to Follow-Up, Linkage to Formal and Informal Services, and Contingency Plans)**
  - Text label: *Discharge Plans*
  - Text input field: A large white text area with a vertical scrollbar on the right.

Each section is preceded by a blue header bar with a downward-pointing triangle icon. A note at the top of the section states: "This section is enabled only when Closing Summary is selected as Assessment Type in the Presentation section of this form."