

All Programs

FY22-23 Q4 Performance Objective CYF-2 Strengths Outcomes Item-Level Report

7/1/2022 - 6/30/2023

The charts below display the Strengths items from the CANS. The stacked bars represent the total number of episodes for which at least two useful or centerpiece strengths were developed or maintained.*

Mean number of months between CANS: 11.8 • Median number of months between CANS: 11.7

Number of children/youth: 1344 • Number of CANS pairs in this report: 1403

Number of CANS pairs with strengths developed: 279 • Number of CANS pairs with strengths maintained: 1355

DEVELOPED

Strength item that was rated as 2 or 3 at Time 1 and the child/youth was helped to develop it into a 0 or 1 at Time 2

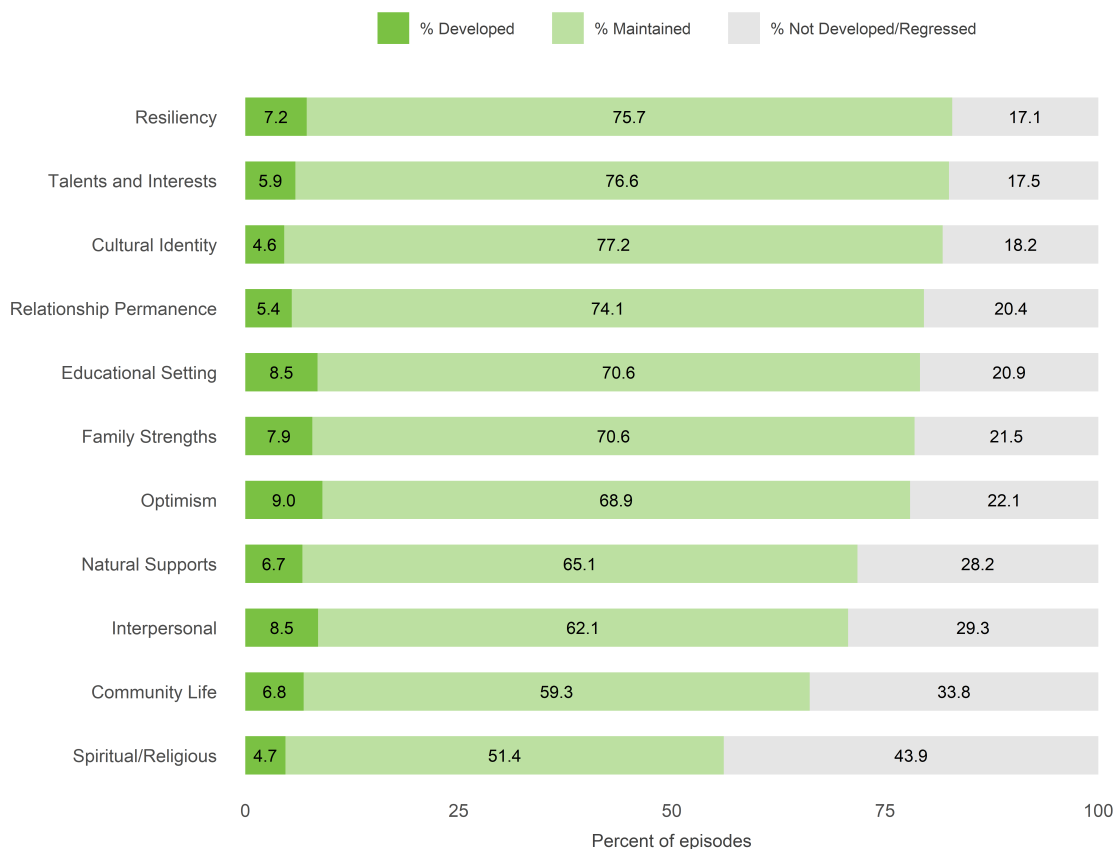
MAINTAINED

Strength item that was rated as 0 or 1 at Time 1 and the child/youth maintained it as 0 or 1 at Time 2

NOT DEVELOPED/REGRESSED

Strength item that was rated as 2 or 3 at Time 1 and Time 2, or was rated as 0 or 1 at Time 1 and 2 or 3 at Time 2

CANS pairs for 6 thru 20: 1360



*The two most recent CANS are included for each child/youth episode, with the most recent CANS occurring during the reporting period. Only CANS with a minimum of 8 months of treatment between assessments are included. In the bar charts, items with no data shown do not have a CANS pair.

All Programs

FY22-23 Q4 Performance Objective CYF-2 Strengths Outcomes Item-Level Report

7/1/2022 - 6/30/2023

DEVELOPED

Strength item that was rated as 2 or 3 at Time 1 and the child/youth was helped to develop it into a 0 or 1 at Time 2

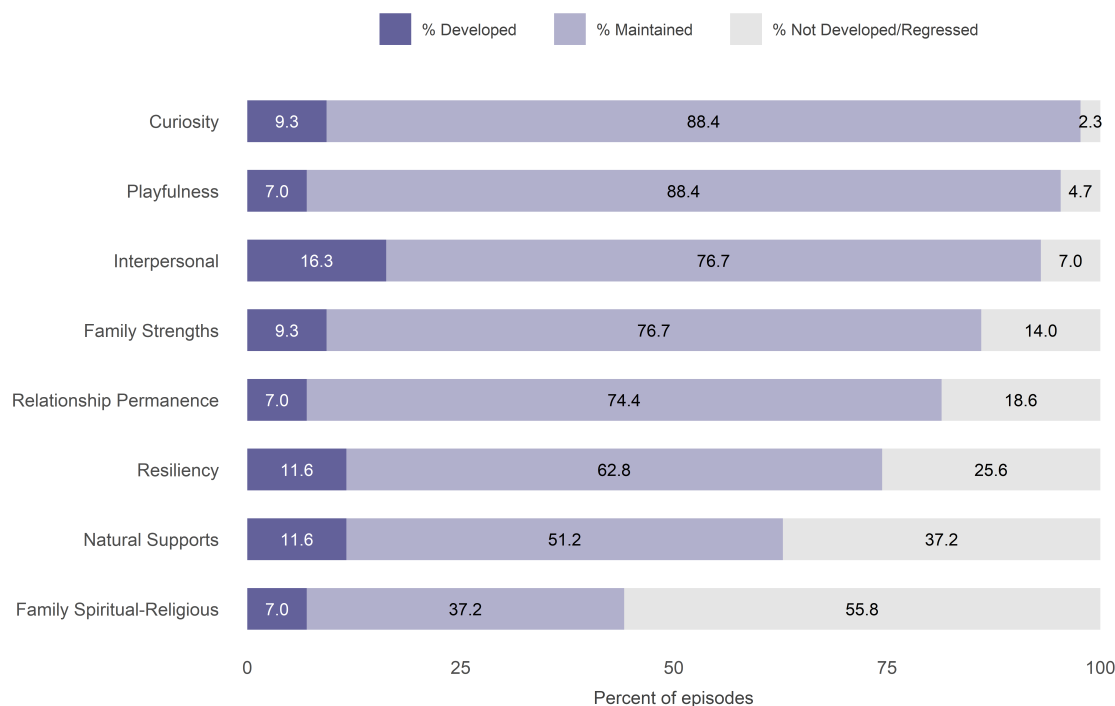
MAINTAINED

Strength item that was rated as 0 or 1 at Time 1 and the child/youth maintained it as 0 or 1 at Time 2

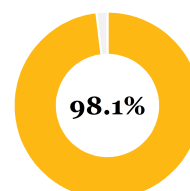
NOT DEVELOPED/REGRESSED

Strength item that was rated as 2 or 3 at Time 1 and Time 2, or was rated as 0 or 1 at Time 1 and 2 or 3 at Time 2

CANS pairs for 0 thru 5: 43



Percent of episodes for which at least two useful or centerpiece strengths were maintained and/or developed



A Better Way (38KYOP)

FY22-23 Q4 Performance Objective CYF-2 Strengths Outcomes Item-Level Report

7/1/2022 - 6/30/2023

The charts below display the Strengths items from the CANS. The stacked bars represent the total number of episodes for which at least two useful or centerpiece strengths were developed or maintained.*

Mean number of months between CANS: 11.7 • Median number of months between CANS: 11.5

Number of children/youth: 27 • Number of CANS pairs in this report: 27

Number of CANS pairs with strengths developed: 3 • Number of CANS pairs with strengths maintained: 26

DEVELOPED

Strength item that was rated as 2 or 3 at Time 1 and the child/youth was helped to develop it into a 0 or 1 at Time 2

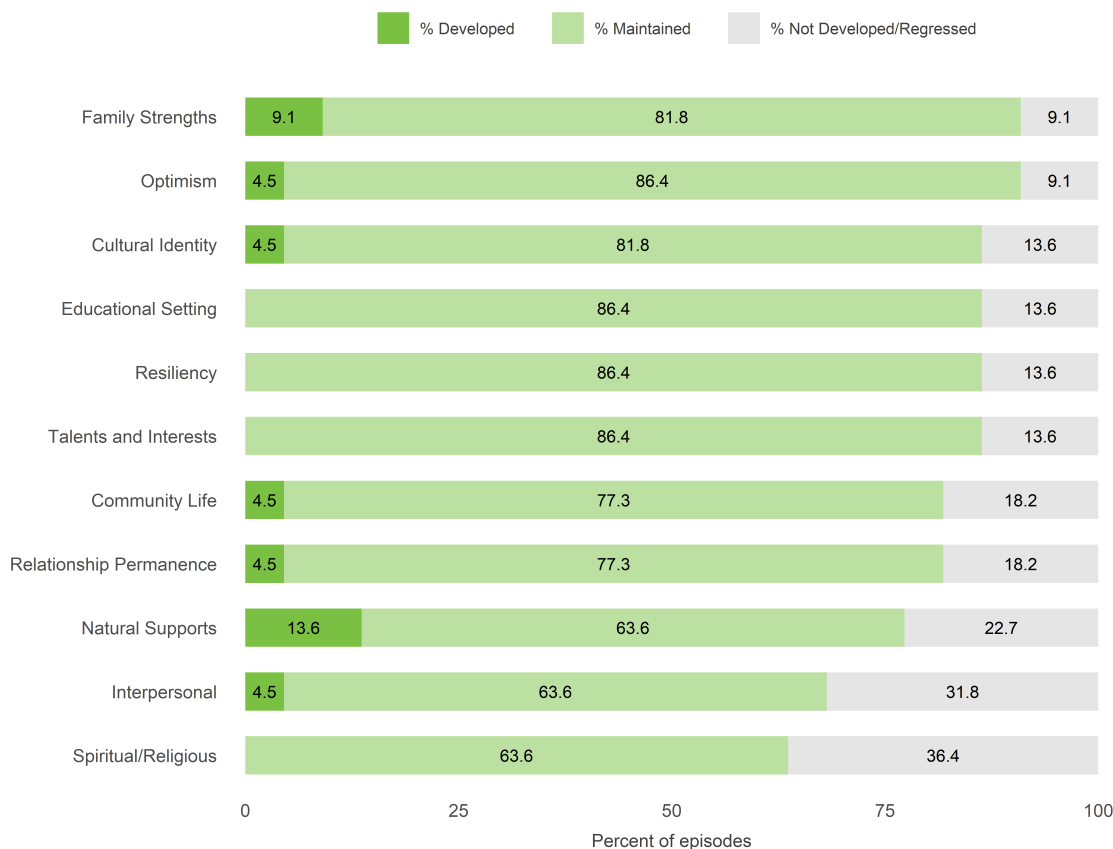
MAINTAINED

Strength item that was rated as 0 or 1 at Time 1 and the child/youth maintained it as 0 or 1 at Time 2

NOT DEVELOPED/REGRESSED

Strength item that was rated as 2 or 3 at Time 1 and Time 2, or was rated as 0 or 1 at Time 1 and 2 or 3 at Time 2

CANS pairs for 6 thru 20: 22



*The two most recent CANS are included for each child/youth episode, with the most recent CANS occurring during the reporting period. Only CANS with a minimum of 8 months of treatment between assessments are included. In the bar charts, items with no data shown do not have a CANS pair.

A Better Way (38KYOP)

FY22-23 Q4 Performance Objective CYF-2 Strengths Outcomes Item-Level Report

7/1/2022 - 6/30/2023

DEVELOPED

Strength item that was rated as 2 or 3 at Time 1 and the child/youth was helped to develop it into a 0 or 1 at Time 2

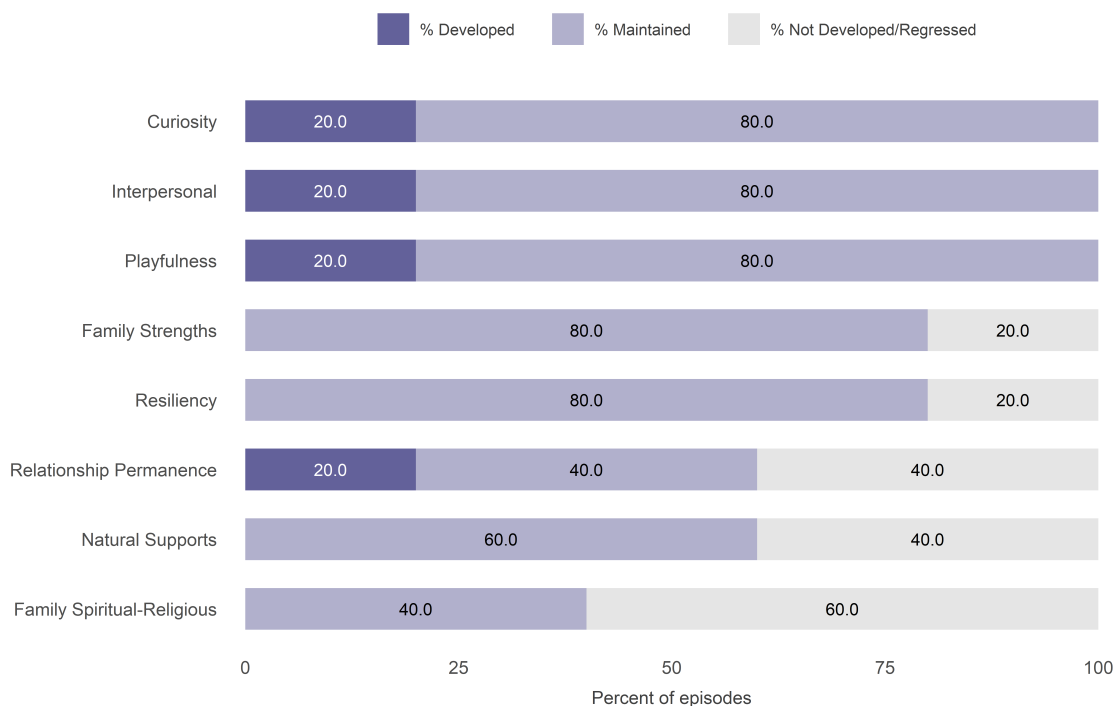
MAINTAINED

Strength item that was rated as 0 or 1 at Time 1 and the child/youth maintained it as 0 or 1 at Time 2

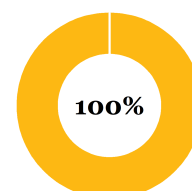
NOT DEVELOPED/REGRESSED

Strength item that was rated as 2 or 3 at Time 1 and Time 2, or was rated as 0 or 1 at Time 1 and 2 or 3 at Time 2

CANS pairs for 0 thru 5: 5



Percent of episodes for which at least two useful or centerpiece strengths were maintained and/or developed



A Better Way, INC. 0-5 OP (38KY05)

FY22-23 Q4 Performance Objective CYF-2 Strengths Outcomes Item-Level Report

7/1/2022 - 6/30/2023

The charts below display the Strengths items from the CANS. The stacked bars represent the total number of episodes for which at least two useful or centerpiece strengths were developed or maintained.*

Mean number of months between CANS: 11.1 • Median number of months between CANS: 11.1

Number of children/youth: 2 • Number of CANS pairs in this report: 2

Number of CANS pairs with strengths developed: 0 • Number of CANS pairs with strengths maintained: 2

DEVELOPED

Strength item that was rated as 2 or 3 at Time 1 and the child/youth was helped to develop it into a 0 or 1 at Time 2

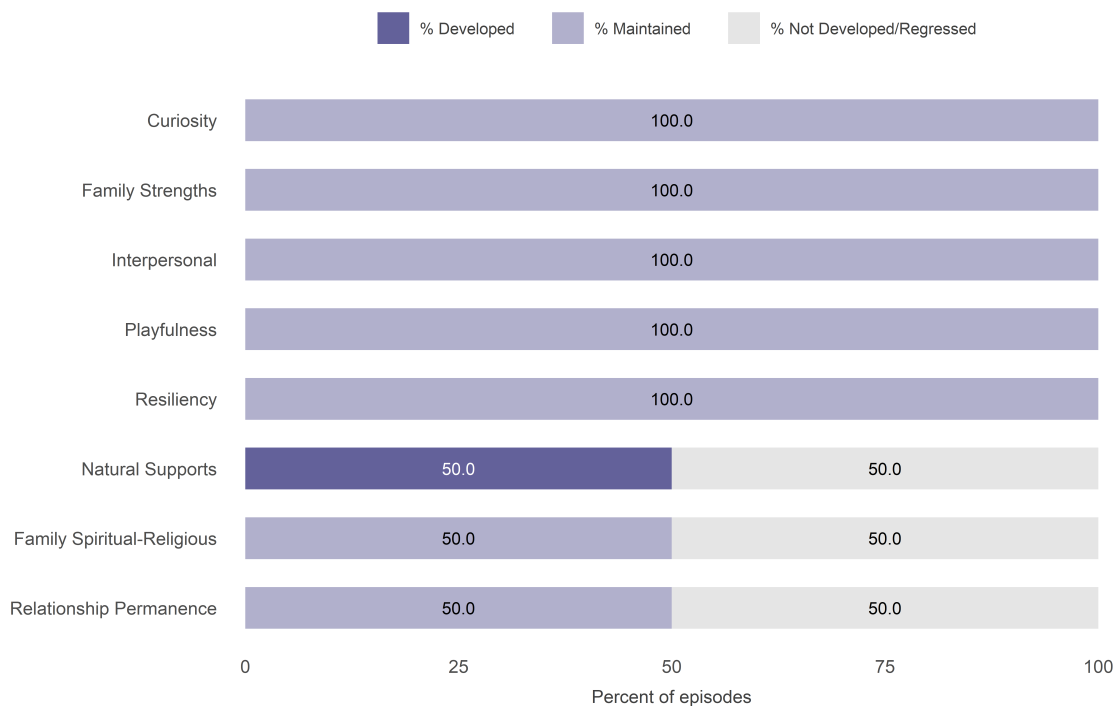
MAINTAINED

Strength item that was rated as 0 or 1 at Time 1 and the child/youth maintained it as 0 or 1 at Time 2

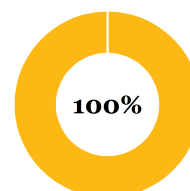
NOT DEVELOPED/REGRESSED

Strength item that was rated as 2 or 3 at Time 1 and Time 2, or was rated as 0 or 1 at Time 1 and 2 or 3 at Time 2

CANS pairs for 0 thru 5: 2



Percent of episodes for which at least two useful or centerpiece strengths were maintained and/or developed



*The two most recent CANS are included for each child/youth episode, with the most recent CANS occurring during the reporting period. Only CANS with a minimum of 8 months of treatment between assessments are included. In the bar charts, items with no data shown do not have a CANS pair.

AFS Therapeutic Visitation (38GG4)

FY22-23 Q4 Performance Objective CYF-2 Strengths Outcomes Item-Level Report

7/1/2022 - 6/30/2023

The charts below display the Strengths items from the CANS. The stacked bars represent the total number of episodes for which at least two useful or centerpiece strengths were developed or maintained.*

Mean number of months between CANS: 8.8 • Median number of months between CANS: 8.8

Number of children/youth: 1 • Number of CANS pairs in this report: 1

Number of CANS pairs with strengths developed: 1 • Number of CANS pairs with strengths maintained: 1

DEVELOPED

Strength item that was rated as 2 or 3 at Time 1 and the child/youth was helped to develop it into a 0 or 1 at Time 2

MAINTAINED

Strength item that was rated as 0 or 1 at Time 1 and the child/youth maintained it as 0 or 1 at Time 2

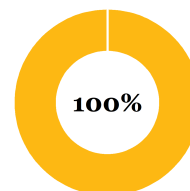
NOT DEVELOPED/REGRESSED

Strength item that was rated as 2 or 3 at Time 1 and Time 2, or was rated as 0 or 1 at Time 1 and 2 or 3 at Time 2

CANS pairs for 6 thru 20: 1



Percent of episodes for which at least two
useful or centerpiece strengths were
maintained and/or developed



*The two most recent CANS are included for each child/youth episode, with the most recent CANS occurring during the reporting period. Only CANS with a minimum of 8 months of treatment between assessments are included. In the bar charts, items with no data shown do not have a CANS pair.

Alternative Family Services (38GSOP)

FY22-23 Q4 Performance Objective CYF-2 Strengths Outcomes Item-Level Report

7/1/2022 - 6/30/2023

The charts below display the Strengths items from the CANS. The stacked bars represent the total number of episodes for which at least two useful or centerpiece strengths were developed or maintained.*

Mean number of months between CANS: 11.2 • Median number of months between CANS: 11.6

Number of children/youth: 61 • Number of CANS pairs in this report: 61

Number of CANS pairs with strengths developed: 19 • Number of CANS pairs with strengths maintained: 58

DEVELOPED

Strength item that was rated as 2 or 3 at Time 1 and the child/youth was helped to develop it into a 0 or 1 at Time 2

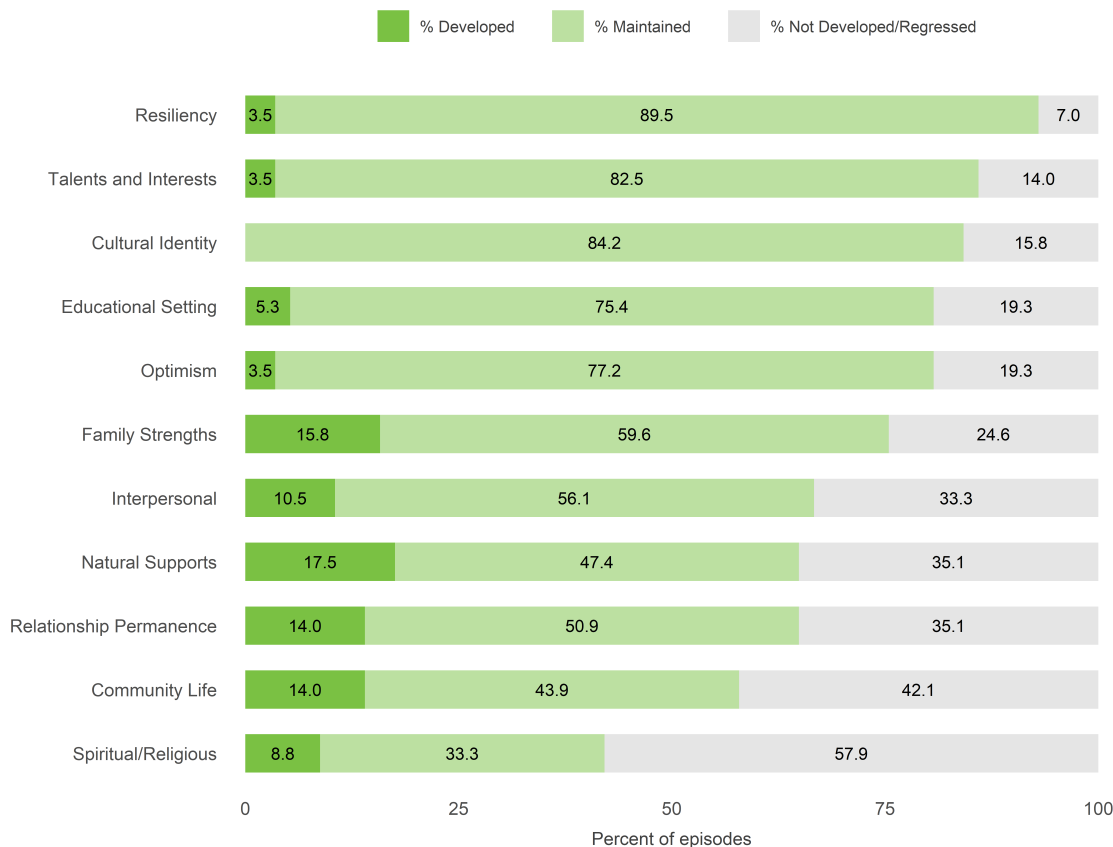
MAINTAINED

Strength item that was rated as 0 or 1 at Time 1 and the child/youth maintained it as 0 or 1 at Time 2

NOT DEVELOPED/REGRESSED

Strength item that was rated as 2 or 3 at Time 1 and Time 2, or was rated as 0 or 1 at Time 1 and 2 or 3 at Time 2

CANS pairs for 6 thru 20: 57



*The two most recent CANS are included for each child/youth episode, with the most recent CANS occurring during the reporting period. Only CANS with a minimum of 8 months of treatment between assessments are included. In the bar charts, items with no data shown do not have a CANS pair.

Alternative Family Services (38GSOP)

FY22-23 Q4 Performance Objective CYF-2 Strengths Outcomes Item-Level Report

7/1/2022 - 6/30/2023

DEVELOPED

Strength item that was rated as 2 or 3 at Time 1 and the child/youth was helped to develop it into a 0 or 1 at Time 2

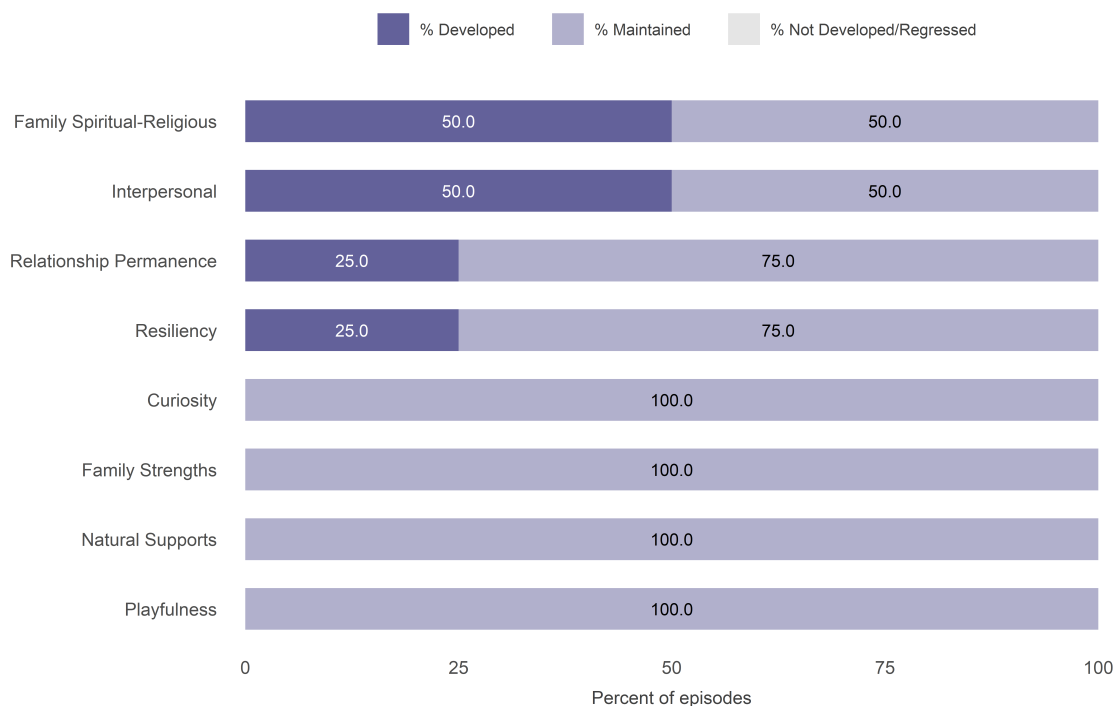
MAINTAINED

Strength item that was rated as 0 or 1 at Time 1 and the child/youth maintained it as 0 or 1 at Time 2

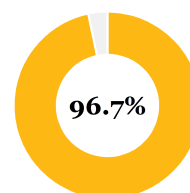
NOT DEVELOPED/REGRESSED

Strength item that was rated as 2 or 3 at Time 1 and Time 2, or was rated as 0 or 1 at Time 1 and 2 or 3 at Time 2

CANS pairs for 0 thru 5: 4



Percent of episodes for which at least two useful or centerpiece strengths were maintained and/or developed



Alternative Family Services TVS (38GS01)

FY22-23 Q4 Performance Objective CYF-2 Strengths Outcomes Item-Level Report

7/1/2022 - 6/30/2023

The charts below display the Strengths items from the CANS. The stacked bars represent the total number of episodes for which at least two useful or centerpiece strengths were developed or maintained.*

Mean number of months between CANS: 11.0 • Median number of months between CANS: 11.0

Number of children/youth: 2 • Number of CANS pairs in this report: 2

Number of CANS pairs with strengths developed: 0 • Number of CANS pairs with strengths maintained: 2

DEVELOPED

Strength item that was rated as 2 or 3 at Time 1 and the child/youth was helped to develop it into a 0 or 1 at Time 2

MAINTAINED

Strength item that was rated as 0 or 1 at Time 1 and the child/youth maintained it as 0 or 1 at Time 2

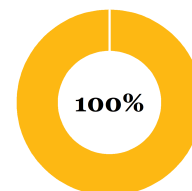
NOT DEVELOPED/REGRESSED

Strength item that was rated as 2 or 3 at Time 1 and Time 2, or was rated as 0 or 1 at Time 1 and 2 or 3 at Time 2

CANS pairs for 6 thru 20: 2



Percent of episodes for which at least two useful or centerpiece strengths were maintained and/or developed



*The two most recent CANS are included for each child/youth episode, with the most recent CANS occurring during the reporting period. Only CANS with a minimum of 8 months of treatment between assessments are included. In the bar charts, items with no data shown do not have a CANS pair.

Bayview Hunters Point Foundation (38516)

FY22-23 Q4 Performance Objective CYF-2 Strengths Outcomes Item-Level Report

7/1/2022 - 6/30/2023

The charts below display the Strengths items from the CANS. The stacked bars represent the total number of episodes for which at least two useful or centerpiece strengths were developed or maintained.*

Mean number of months between CANS: 11.8 • Median number of months between CANS: 12.1

Number of children/youth: 15 • Number of CANS pairs in this report: 15

Number of CANS pairs with strengths developed: 1 • Number of CANS pairs with strengths maintained: 14

DEVELOPED

Strength item that was rated as 2 or 3 at Time 1 and the child/youth was helped to develop it into a 0 or 1 at Time 2

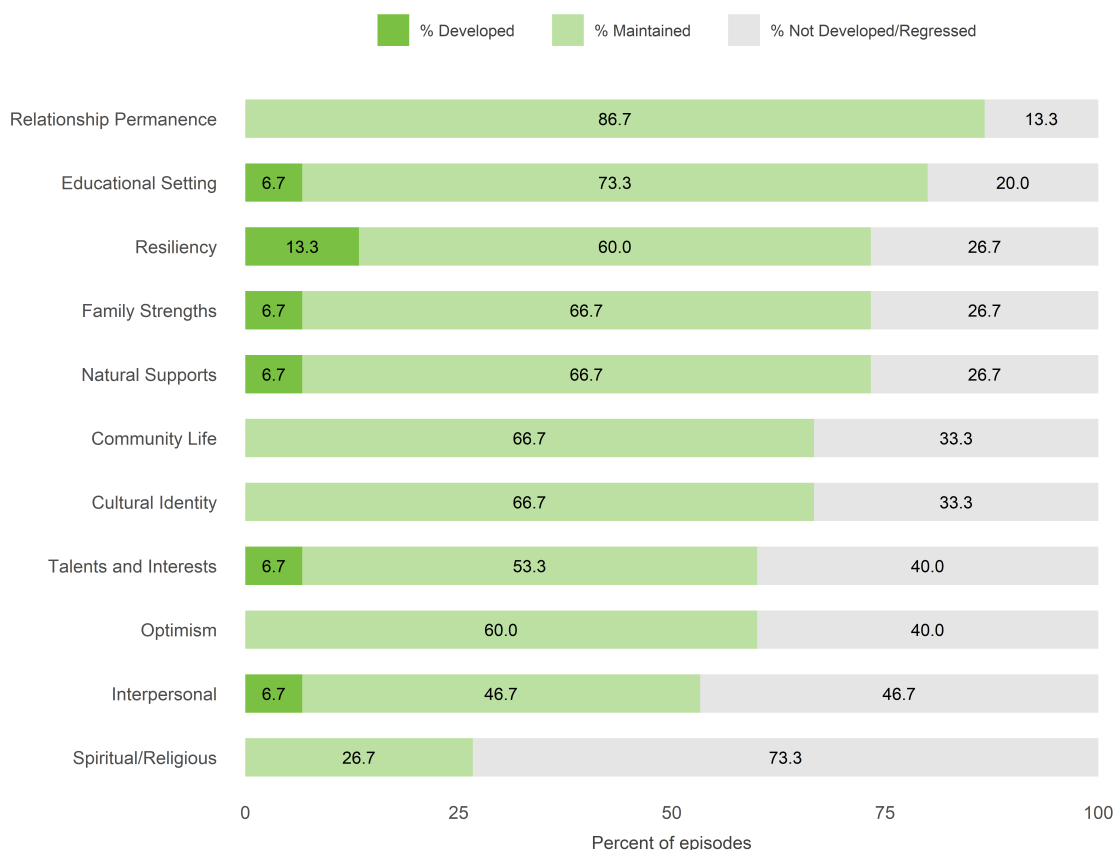
MAINTAINED

Strength item that was rated as 0 or 1 at Time 1 and the child/youth maintained it as 0 or 1 at Time 2

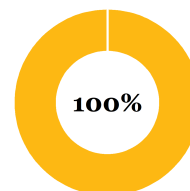
NOT DEVELOPED/REGRESSED

Strength item that was rated as 2 or 3 at Time 1 and Time 2, or was rated as 0 or 1 at Time 1 and 2 or 3 at Time 2

CANS pairs for 6 thru 20: 15



Percent of episodes for which at least two useful or centerpiece strengths were maintained and/or developed



*The two most recent CANS are included for each child/youth episode, with the most recent CANS occurring during the reporting period. Only CANS with a minimum of 8 months of treatment between assessments are included. In the bar charts, items with no data shown do not have a CANS pair.

Center on Juvenile and Criminal Justice (38GJ2)

FY22-23 Q4 Performance Objective CYF-2 Strengths Outcomes Item-Level Report

7/1/2022 - 6/30/2023

The charts below display the Strengths items from the CANS. The stacked bars represent the total number of episodes for which at least two useful or centerpiece strengths were developed or maintained.*

Mean number of months between CANS: 10.7 • Median number of months between CANS: 11.6

Number of children/youth: 18 • Number of CANS pairs in this report: 18

Number of CANS pairs with strengths developed: 1 • Number of CANS pairs with strengths maintained: 16

DEVELOPED

Strength item that was rated as 2 or 3 at Time 1 and the child/youth was helped to develop it into a 0 or 1 at Time 2

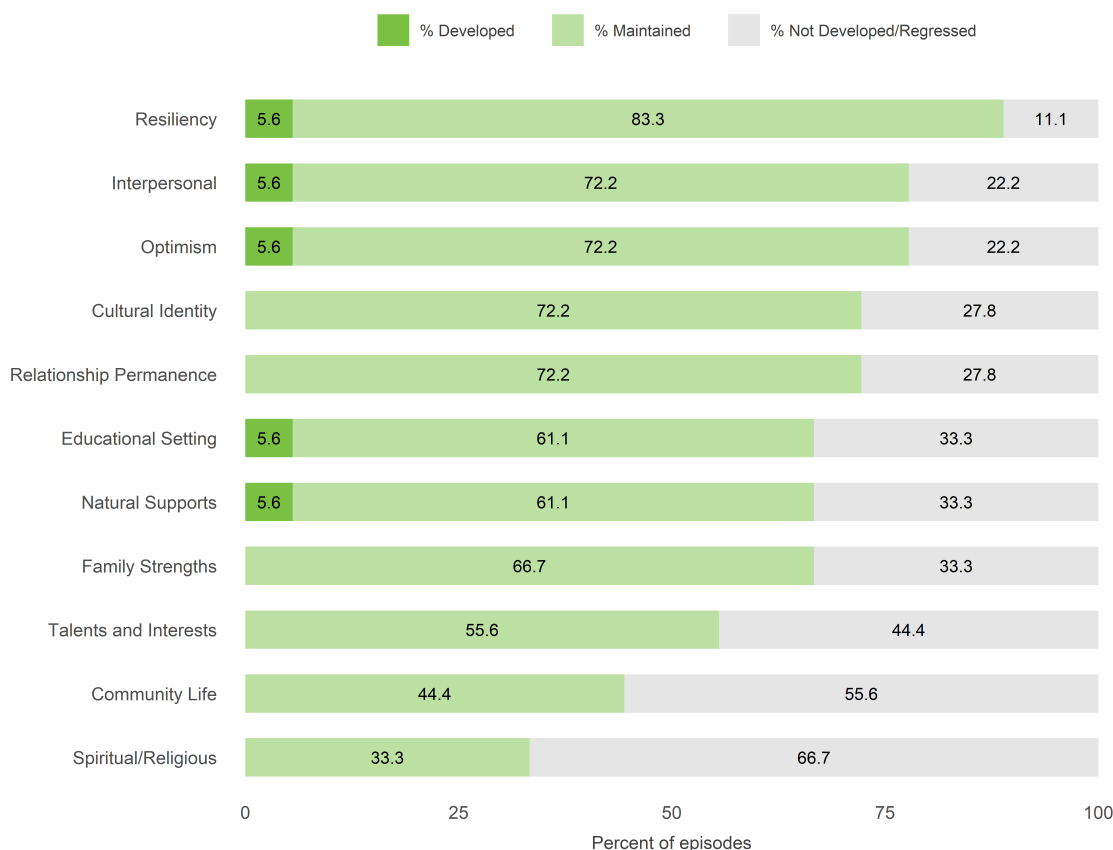
MAINTAINED

Strength item that was rated as 0 or 1 at Time 1 and the child/youth maintained it as 0 or 1 at Time 2

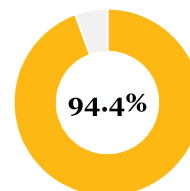
NOT DEVELOPED/REGRESSED

Strength item that was rated as 2 or 3 at Time 1 and Time 2, or was rated as 0 or 1 at Time 1 and 2 or 3 at Time 2

CANS pairs for 6 thru 20: 18



Percent of episodes for which at least two useful or centerpiece strengths were maintained and/or developed



*The two most recent CANS are included for each child/youth episode, with the most recent CANS occurring during the reporting period. Only CANS with a minimum of 8 months of treatment between assessments are included. In the bar charts, items with no data shown do not have a CANS pair.

Chinatown Child Development Center (38746)

FY22-23 Q4 Performance Objective CYF-2 Strengths Outcomes Item-Level Report

7/1/2022 - 6/30/2023

The charts below display the Strengths items from the CANS. The stacked bars represent the total number of episodes for which at least two useful or centerpiece strengths were developed or maintained.*

Mean number of months between CANS: 11.8 • Median number of months between CANS: 11.9

Number of children/youth: 112 • Number of CANS pairs in this report: 112

Number of CANS pairs with strengths developed: 21 • Number of CANS pairs with strengths maintained: 111

DEVELOPED

Strength item that was rated as 2 or 3 at Time 1 and the child/youth was helped to develop it into a 0 or 1 at Time 2

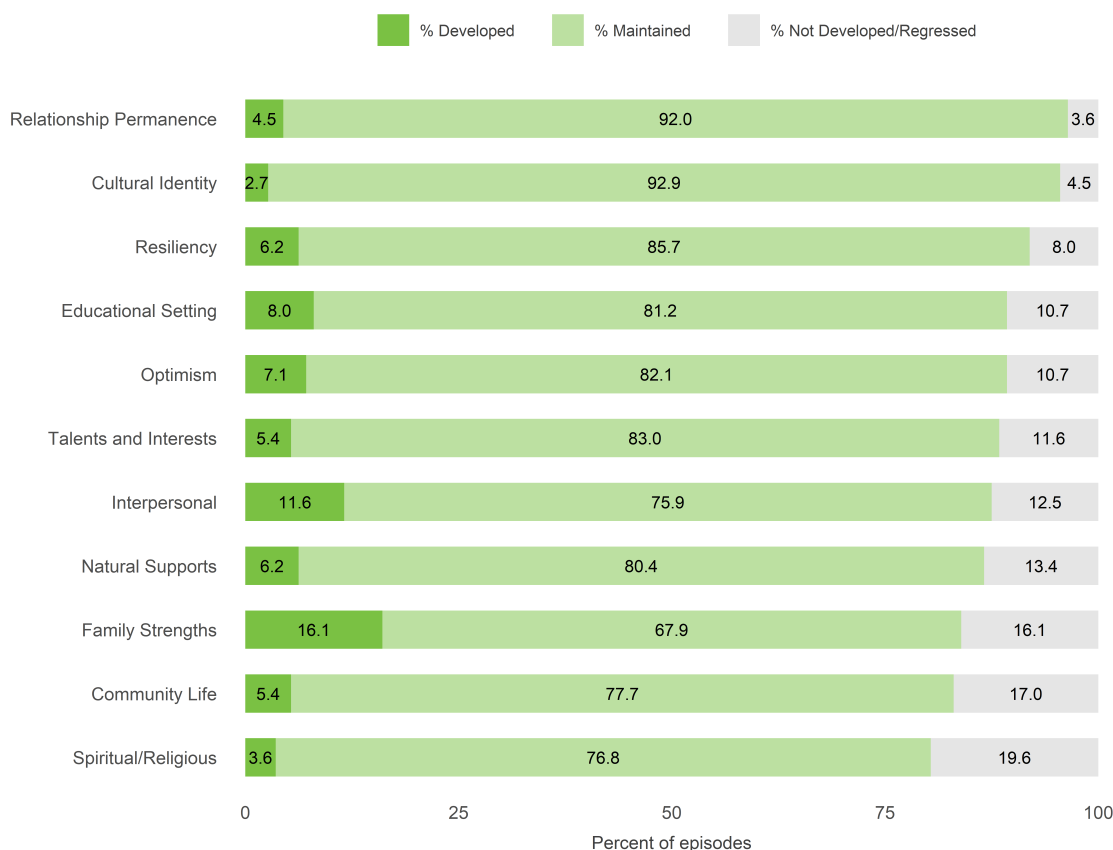
MAINTAINED

Strength item that was rated as 0 or 1 at Time 1 and the child/youth maintained it as 0 or 1 at Time 2

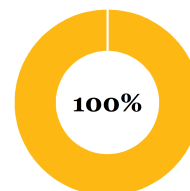
NOT DEVELOPED/REGRESSED

Strength item that was rated as 2 or 3 at Time 1 and Time 2, or was rated as 0 or 1 at Time 1 and 2 or 3 at Time 2

CANS pairs for 6 thru 20: 112



Percent of episodes for which at least two useful or centerpiece strengths were maintained and/or developed



*The two most recent CANS are included for each child/youth episode, with the most recent CANS occurring during the reporting period. Only CANS with a minimum of 8 months of treatment between assessments are included. In the bar charts, items with no data shown do not have a CANS pair.

Community Youth Center (38CY3)

FY22-23 Q4 Performance Objective CYF-2 Strengths Outcomes Item-Level Report

7/1/2022 - 6/30/2023

The charts below display the Strengths items from the CANS. The stacked bars represent the total number of episodes for which at least two useful or centerpiece strengths were developed or maintained.*

Mean number of months between CANS: 13.3 • Median number of months between CANS: 12.6

Number of children/youth: 44 • Number of CANS pairs in this report: 44

Number of CANS pairs with strengths developed: 13 • Number of CANS pairs with strengths maintained: 39

DEVELOPED

Strength item that was rated as 2 or 3 at Time 1 and the child/youth was helped to develop it into a 0 or 1 at Time 2

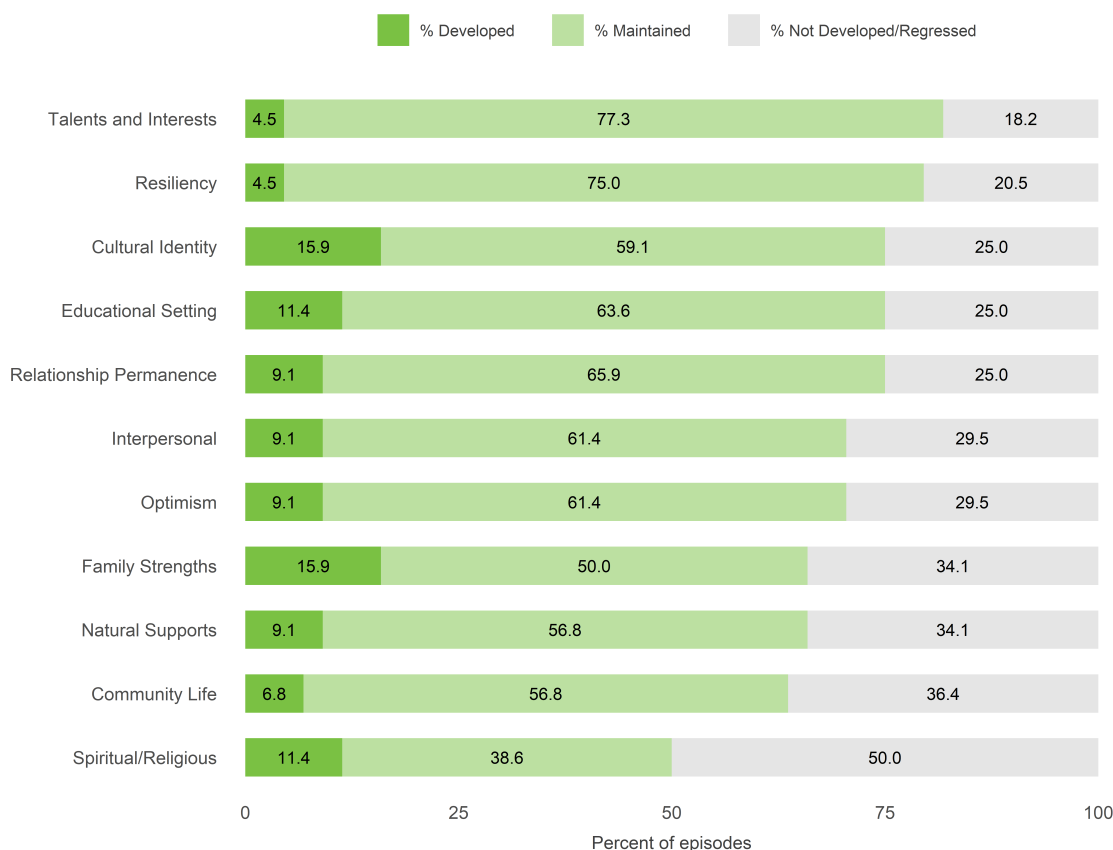
MAINTAINED

Strength item that was rated as 0 or 1 at Time 1 and the child/youth maintained it as 0 or 1 at Time 2

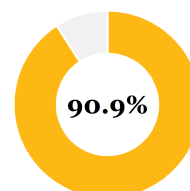
NOT DEVELOPED/REGRESSED

Strength item that was rated as 2 or 3 at Time 1 and Time 2, or was rated as 0 or 1 at Time 1 and 2 or 3 at Time 2

CANS pairs for 6 thru 20: 44



Percent of episodes for which at least two useful or centerpiece strengths were maintained and/or developed



*The two most recent CANS are included for each child/youth episode, with the most recent CANS occurring during the reporting period. Only CANS with a minimum of 8 months of treatment between assessments are included. In the bar charts, items with no data shown do not have a CANS pair.

Community Youth Center IHBS (38CY4)

FY22-23 Q4 Performance Objective CYF-2 Strengths Outcomes Item-Level Report

7/1/2022 - 6/30/2023

The charts below display the Strengths items from the CANS. The stacked bars represent the total number of episodes for which at least two useful or centerpiece strengths were developed or maintained.*

Mean number of months between CANS: 10.3 • Median number of months between CANS: 10.0

Number of children/youth: 19 • Number of CANS pairs in this report: 19

Number of CANS pairs with strengths developed: 6 • Number of CANS pairs with strengths maintained: 19

DEVELOPED

Strength item that was rated as 2 or 3 at Time 1 and the child/youth was helped to develop it into a 0 or 1 at Time 2

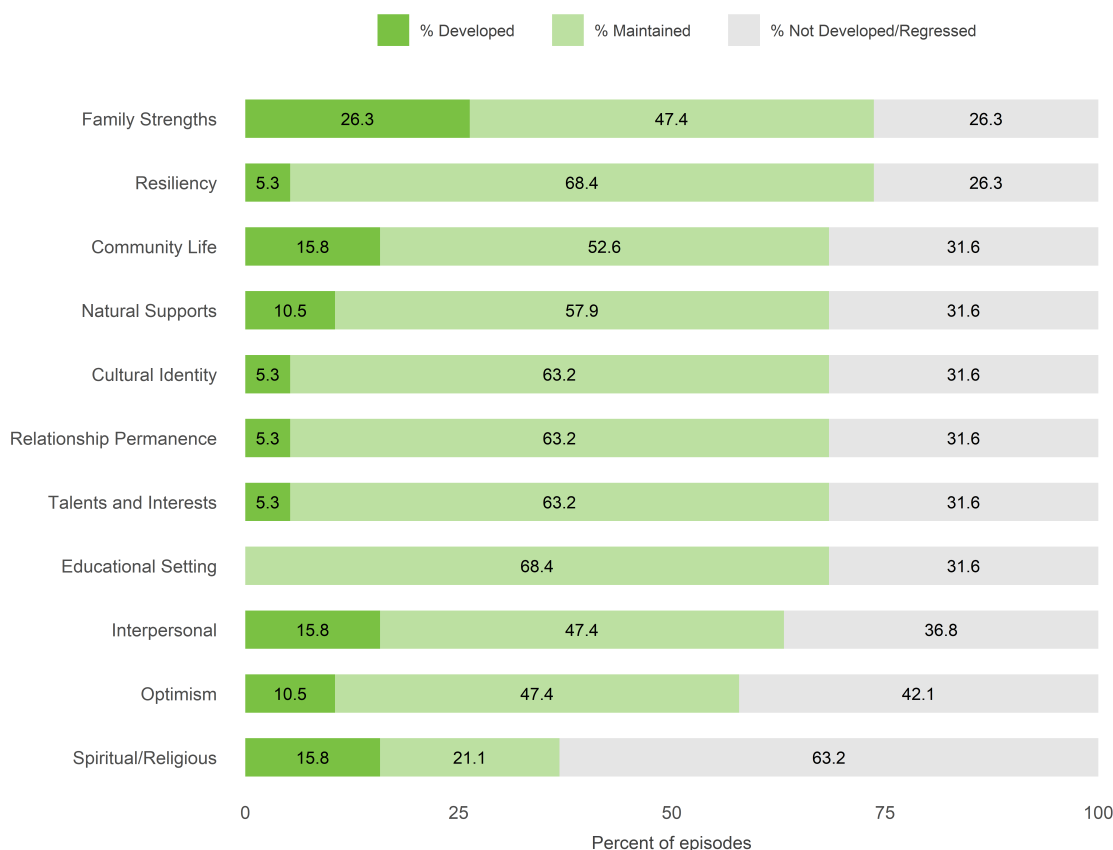
MAINTAINED

Strength item that was rated as 0 or 1 at Time 1 and the child/youth maintained it as 0 or 1 at Time 2

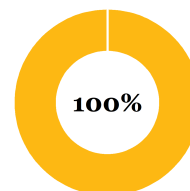
NOT DEVELOPED/REGRESSED

Strength item that was rated as 2 or 3 at Time 1 and Time 2, or was rated as 0 or 1 at Time 1 and 2 or 3 at Time 2

CANS pairs for 6 thru 20: 19



Percent of episodes for which at least two useful or centerpiece strengths were maintained and/or developed



*The two most recent CANS are included for each child/youth episode, with the most recent CANS occurring during the reporting period. Only CANS with a minimum of 8 months of treatment between assessments are included. In the bar charts, items with no data shown do not have a CANS pair.

Dignity Health McAuley CEEP (38CMOP)

FY22-23 Q4 Performance Objective CYF-2 Strengths Outcomes Item-Level Report

7/1/2022 - 6/30/2023

The charts below display the Strengths items from the CANS. The stacked bars represent the total number of episodes for which at least two useful or centerpiece strengths were developed or maintained.*

Mean number of months between CANS: 12.9 • Median number of months between CANS: 12.4

Number of children/youth: 15 • Number of CANS pairs in this report: 15

Number of CANS pairs with strengths developed: 3 • Number of CANS pairs with strengths maintained: 13

DEVELOPED

Strength item that was rated as 2 or 3 at Time 1 and the child/youth was helped to develop it into a 0 or 1 at Time 2

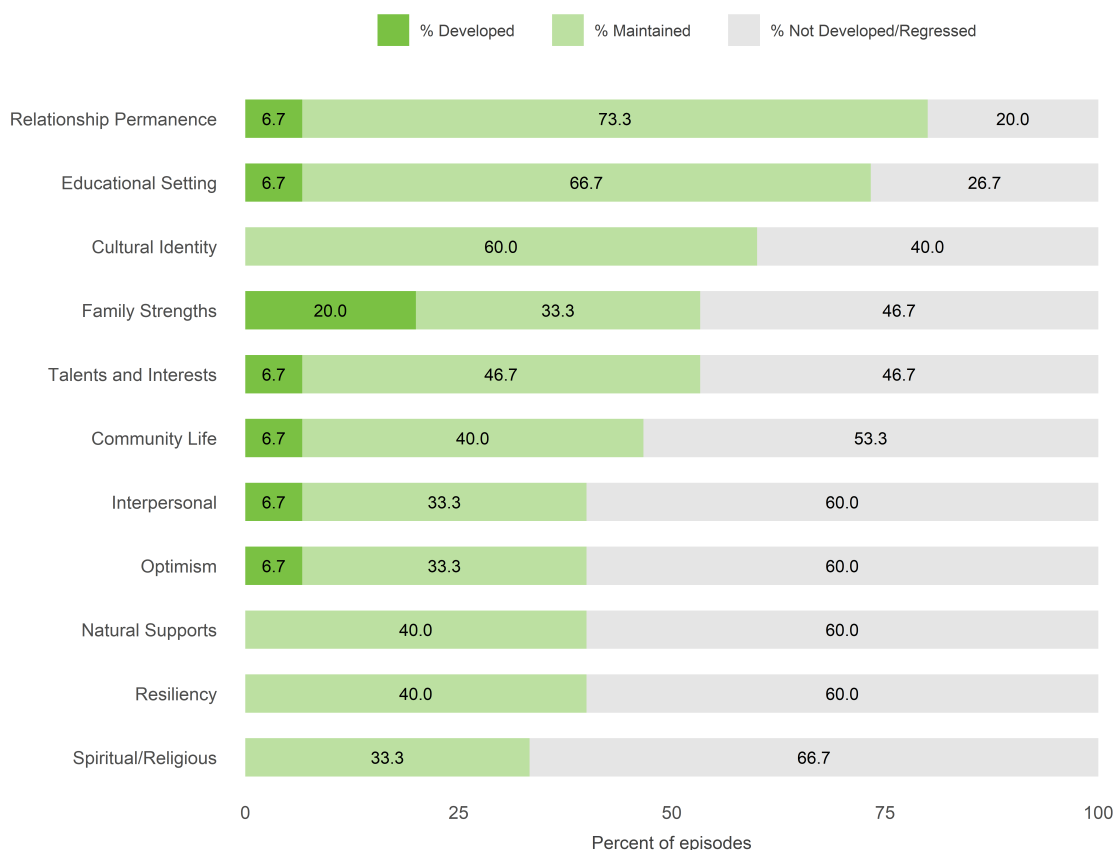
MAINTAINED

Strength item that was rated as 0 or 1 at Time 1 and the child/youth maintained it as 0 or 1 at Time 2

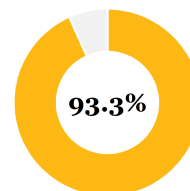
NOT DEVELOPED/REGRESSED

Strength item that was rated as 2 or 3 at Time 1 and Time 2, or was rated as 0 or 1 at Time 1 and 2 or 3 at Time 2

CANS pairs for 6 thru 20: 15



Percent of episodes for which at least two useful or centerpiece strengths were maintained and/or developed



*The two most recent CANS are included for each child/youth episode, with the most recent CANS occurring during the reporting period. Only CANS with a minimum of 8 months of treatment between assessments are included. In the bar charts, items with no data shown do not have a CANS pair.

Edgewood Center (88580P)

FY22-23 Q4 Performance Objective CYF-2 Strengths Outcomes Item-Level Report

7/1/2022 - 6/30/2023

The charts below display the Strengths items from the CANS. The stacked bars represent the total number of episodes for which at least two useful or centerpiece strengths were developed or maintained.*

Mean number of months between CANS: 11.4 • Median number of months between CANS: 11.7

Number of children/youth: 17 • Number of CANS pairs in this report: 17

Number of CANS pairs with strengths developed: 4 • Number of CANS pairs with strengths maintained: 17

DEVELOPED

Strength item that was rated as 2 or 3 at Time 1 and the child/youth was helped to develop it into a 0 or 1 at Time 2

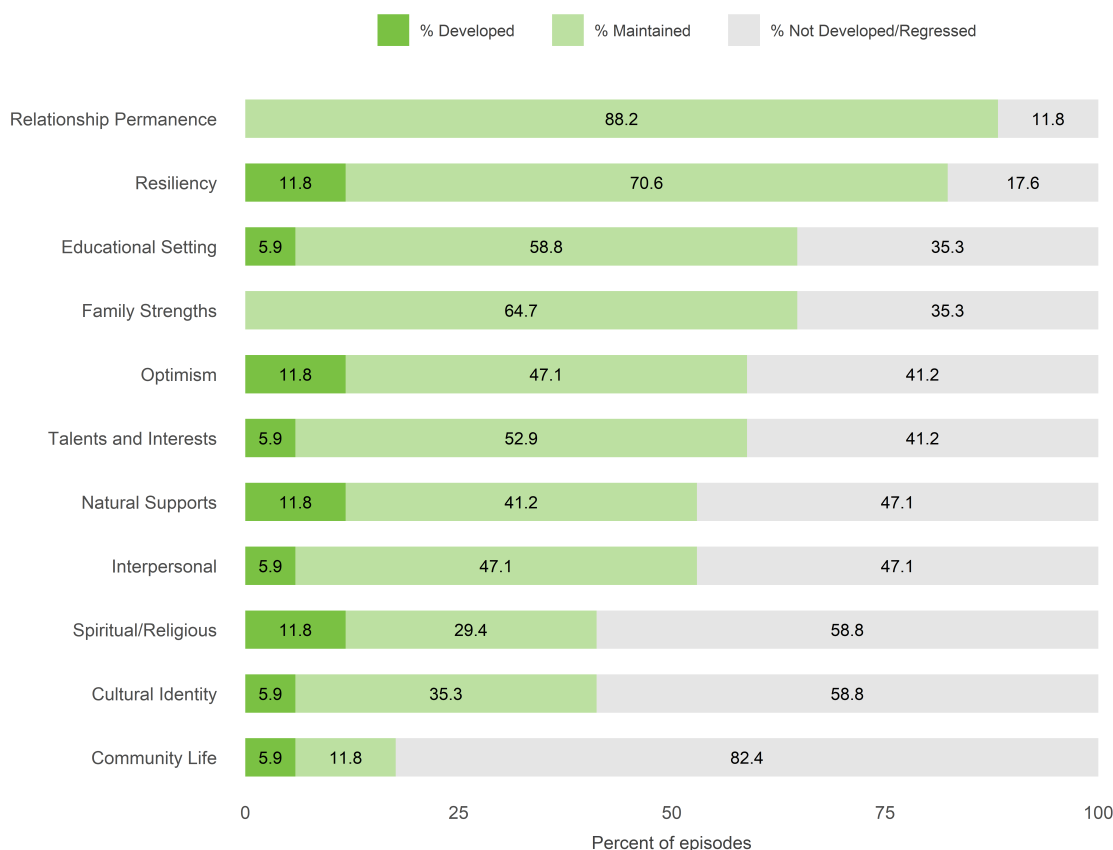
MAINTAINED

Strength item that was rated as 0 or 1 at Time 1 and the child/youth maintained it as 0 or 1 at Time 2

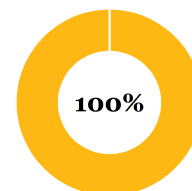
NOT DEVELOPED/REGRESSED

Strength item that was rated as 2 or 3 at Time 1 and Time 2, or was rated as 0 or 1 at Time 1 and 2 or 3 at Time 2

CANS pairs for 6 thru 20: 17



Percent of episodes for which at least two useful or centerpiece strengths were maintained and/or developed



*The two most recent CANS are included for each child/youth episode, with the most recent CANS occurring during the reporting period. Only CANS with a minimum of 8 months of treatment between assessments are included. In the bar charts, items with no data shown do not have a CANS pair.

Edgewood Center School-Based (885814)

FY22-23 Q4 Performance Objective CYF-2 Strengths Outcomes Item-Level Report

7/1/2022 - 6/30/2023

The charts below display the Strengths items from the CANS. The stacked bars represent the total number of episodes for which at least two useful or centerpiece strengths were developed or maintained.*

Mean number of months between CANS: 11.6 • Median number of months between CANS: 12.0

Number of children/youth: 61 • Number of CANS pairs in this report: 61

Number of CANS pairs with strengths developed: 9 • Number of CANS pairs with strengths maintained: 61

DEVELOPED

Strength item that was rated as 2 or 3 at Time 1 and the child/youth was helped to develop it into a 0 or 1 at Time 2

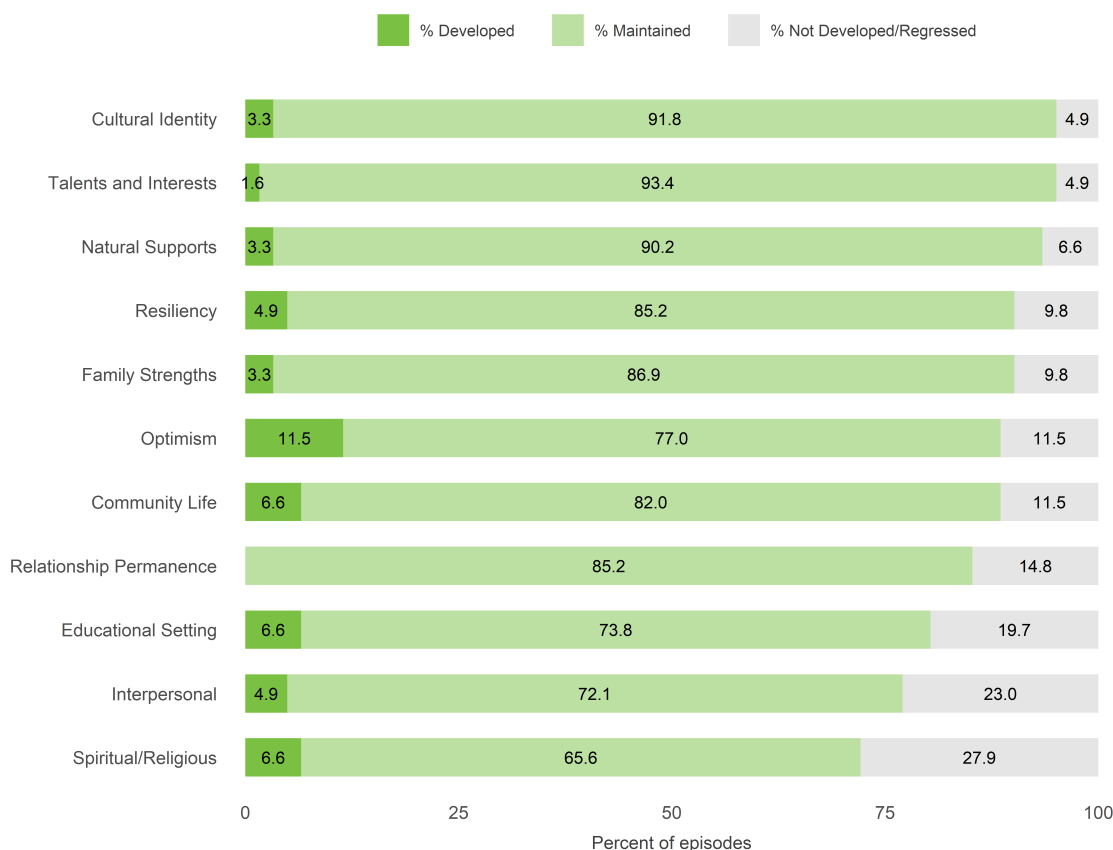
MAINTAINED

Strength item that was rated as 0 or 1 at Time 1 and the child/youth maintained it as 0 or 1 at Time 2

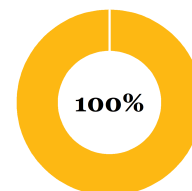
NOT DEVELOPED/REGRESSED

Strength item that was rated as 2 or 3 at Time 1 and Time 2, or was rated as 0 or 1 at Time 1 and 2 or 3 at Time 2

CANS pairs for 6 thru 20: 61



Percent of episodes for which at least two useful or centerpiece strengths were maintained and/or developed



*The two most recent CANS are included for each child/youth episode, with the most recent CANS occurring during the reporting period. Only CANS with a minimum of 8 months of treatment between assessments are included. In the bar charts, items with no data shown do not have a CANS pair.

Edgewood Center Wraparound (38J94)

FY22-23 Q4 Performance Objective CYF-2 Strengths Outcomes Item-Level Report

7/1/2022 - 6/30/2023

The charts below display the Strengths items from the CANS. The stacked bars represent the total number of episodes for which at least two useful or centerpiece strengths were developed or maintained.*

Mean number of months between CANS: 12.7 • Median number of months between CANS: 12.4

Number of children/youth: 10 • Number of CANS pairs in this report: 10

Number of CANS pairs with strengths developed: 2 • Number of CANS pairs with strengths maintained: 10

DEVELOPED

Strength item that was rated as 2 or 3 at Time 1 and the child/youth was helped to develop it into a 0 or 1 at Time 2

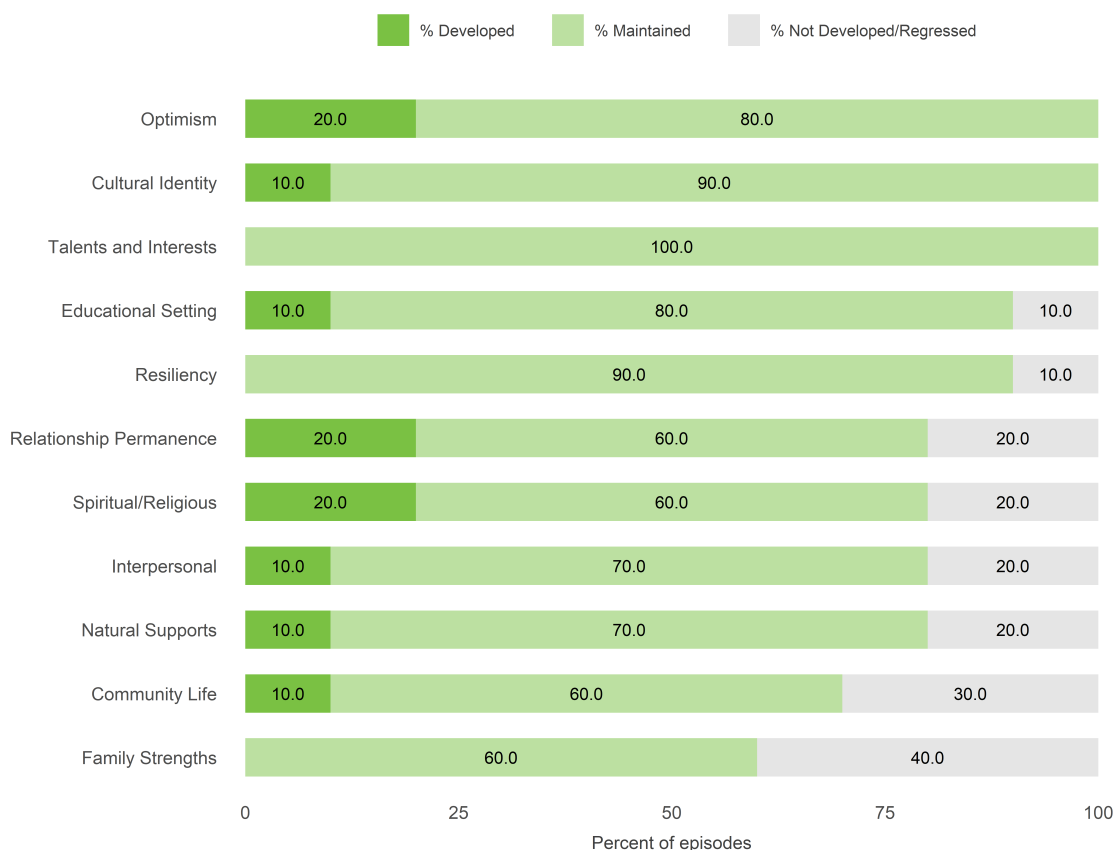
MAINTAINED

Strength item that was rated as 0 or 1 at Time 1 and the child/youth maintained it as 0 or 1 at Time 2

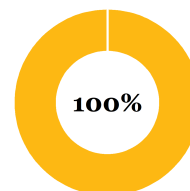
NOT DEVELOPED/REGRESSED

Strength item that was rated as 2 or 3 at Time 1 and Time 2, or was rated as 0 or 1 at Time 1 and 2 or 3 at Time 2

CANS pairs for 6 thru 20: 10



Percent of episodes for which at least two useful or centerpiece strengths were maintained and/or developed



*The two most recent CANS are included for each child/youth episode, with the most recent CANS occurring during the reporting period. Only CANS with a minimum of 8 months of treatment between assessments are included. In the bar charts, items with no data shown do not have a CANS pair.

Epiphany Center (38BN3)

FY22-23 Q4 Performance Objective CYF-2 Strengths Outcomes Item-Level Report

7/1/2022 - 6/30/2023

The charts below display the Strengths items from the CANS. The stacked bars represent the total number of episodes for which at least two useful or centerpiece strengths were developed or maintained.*

Mean number of months between CANS: 11.2 • Median number of months between CANS: 11.4

Number of children/youth: 20 • Number of CANS pairs in this report: 20

Number of CANS pairs with strengths developed: 7 • Number of CANS pairs with strengths maintained: 19

DEVELOPED

Strength item that was rated as 2 or 3 at Time 1 and the child/youth was helped to develop it into a 0 or 1 at Time 2

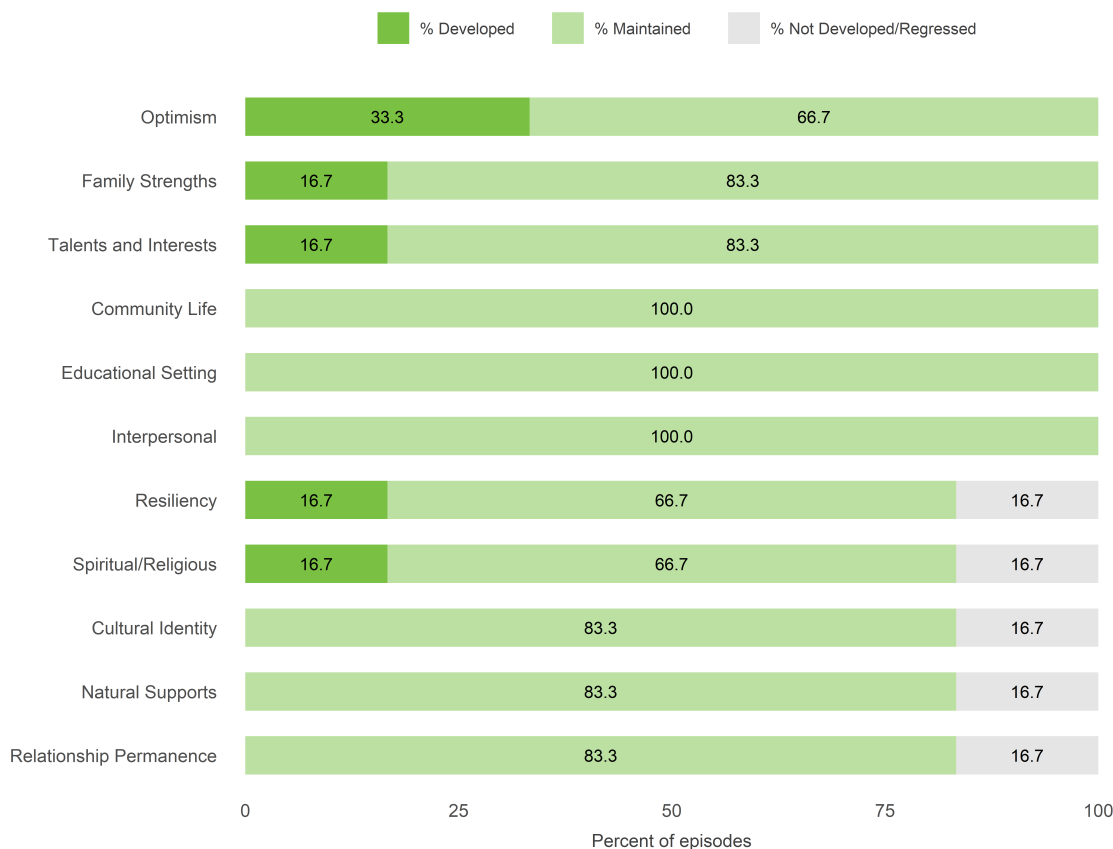
MAINTAINED

Strength item that was rated as 0 or 1 at Time 1 and the child/youth maintained it as 0 or 1 at Time 2

NOT DEVELOPED/REGRESSED

Strength item that was rated as 2 or 3 at Time 1 and Time 2, or was rated as 0 or 1 at Time 1 and 2 or 3 at Time 2

CANS pairs for 6 thru 20: 6



*The two most recent CANS are included for each child/youth episode, with the most recent CANS occurring during the reporting period. Only CANS with a minimum of 8 months of treatment between assessments are included. In the bar charts, items with no data shown do not have a CANS pair.

Epiphany Center (38BN3)

FY22-23 Q4 Performance Objective CYF-2 Strengths Outcomes Item-Level Report

7/1/2022 - 6/30/2023

DEVELOPED

Strength item that was rated as 2 or 3 at Time 1 and the child/youth was helped to develop it into a 0 or 1 at Time 2

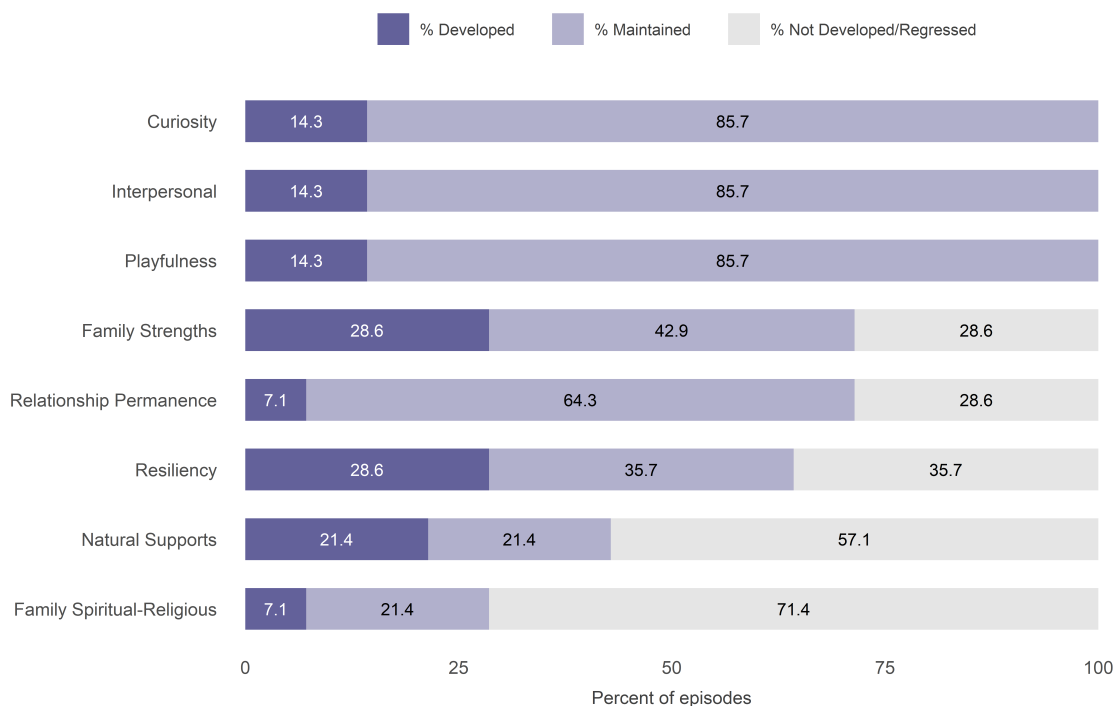
MAINTAINED

Strength item that was rated as 0 or 1 at Time 1 and the child/youth maintained it as 0 or 1 at Time 2

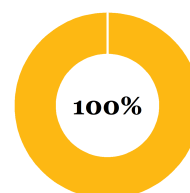
NOT DEVELOPED/REGRESSED

Strength item that was rated as 2 or 3 at Time 1 and Time 2, or was rated as 0 or 1 at Time 1 and 2 or 3 at Time 2

CANS pairs for 0 thru 5: 14



Percent of episodes for which at least two useful or centerpiece strengths were maintained and/or developed



Family Mosaic Project (8957OP)

FY22-23 Q4 Performance Objective CYF-2 Strengths Outcomes Item-Level Report

7/1/2022 - 6/30/2023

The charts below display the Strengths items from the CANS. The stacked bars represent the total number of episodes for which at least two useful or centerpiece strengths were developed or maintained.*

Mean number of months between CANS: 11.2 • Median number of months between CANS: 11.2

Number of children/youth: 40 • Number of CANS pairs in this report: 40

Number of CANS pairs with strengths developed: 7 • Number of CANS pairs with strengths maintained: 38

DEVELOPED

Strength item that was rated as 2 or 3 at Time 1 and the child/youth was helped to develop it into a 0 or 1 at Time 2

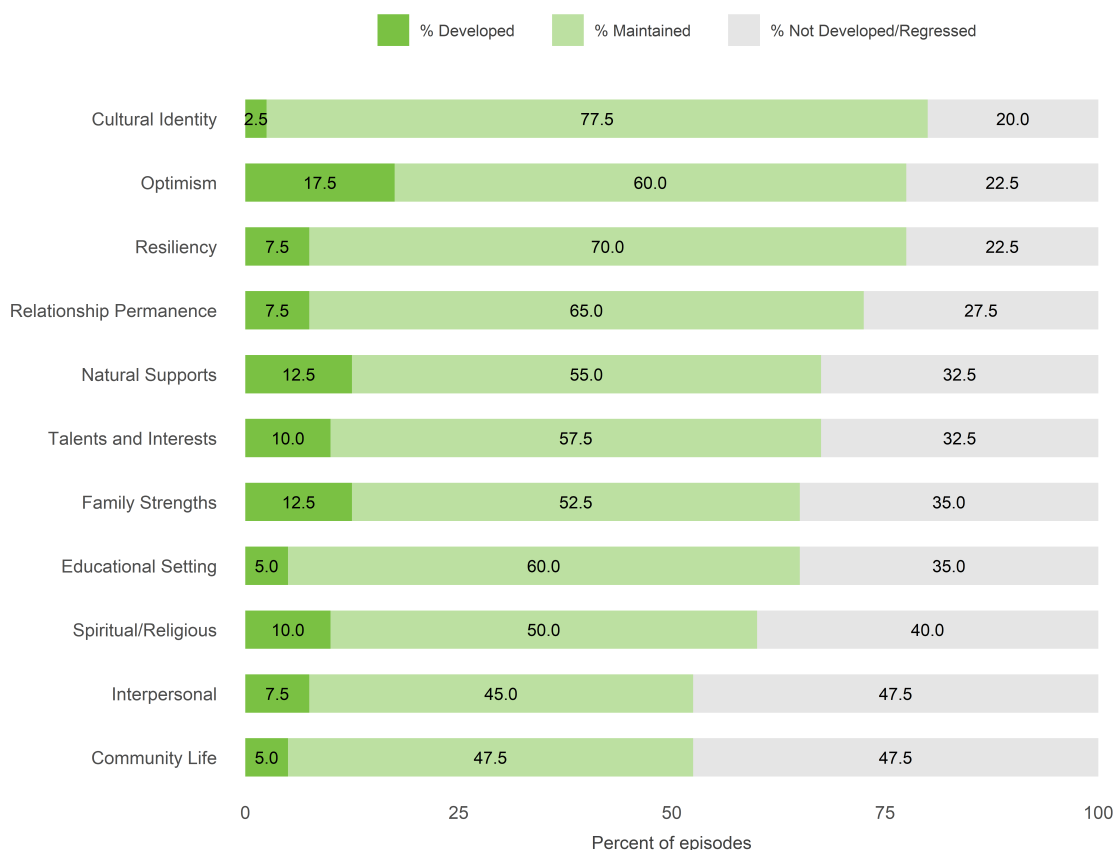
MAINTAINED

Strength item that was rated as 0 or 1 at Time 1 and the child/youth maintained it as 0 or 1 at Time 2

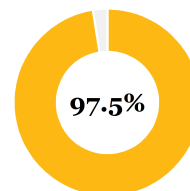
NOT DEVELOPED/REGRESSED

Strength item that was rated as 2 or 3 at Time 1 and Time 2, or was rated as 0 or 1 at Time 1 and 2 or 3 at Time 2

CANS pairs for 6 thru 20: 40



Percent of episodes for which at least two
useful or centerpiece strengths were
maintained and/or developed



*The two most recent CANS are included for each child/youth episode, with the most recent CANS occurring during the reporting period. Only CANS with a minimum of 8 months of treatment between assessments are included. In the bar charts, items with no data shown do not have a CANS pair.

Felton Institute FCFP (38LH01)

FY22-23 Q4 Performance Objective CYF-2 Strengths Outcomes Item-Level Report

7/1/2022 - 6/30/2023

The charts below display the Strengths items from the CANS. The stacked bars represent the total number of episodes for which at least two useful or centerpiece strengths were developed or maintained.*

Mean number of months between CANS: 11.5 • Median number of months between CANS: 11.0

Number of children/youth: 23 • Number of CANS pairs in this report: 23

Number of CANS pairs with strengths developed: 8 • Number of CANS pairs with strengths maintained: 23

DEVELOPED

Strength item that was rated as 2 or 3 at Time 1 and the child/youth was helped to develop it into a 0 or 1 at Time 2

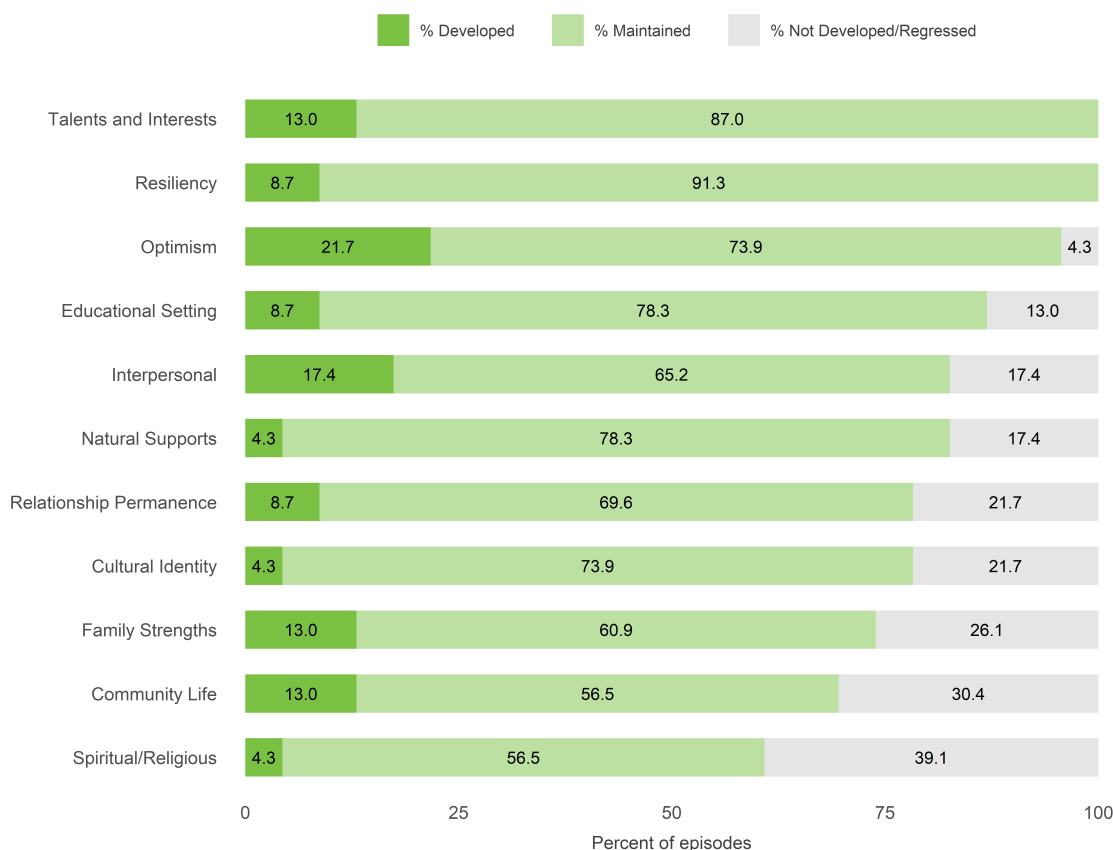
MAINTAINED

Strength item that was rated as 0 or 1 at Time 1 and the child/youth maintained it as 0 or 1 at Time 2

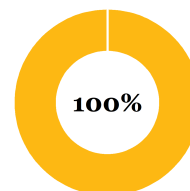
NOT DEVELOPED/REGRESSED

Strength item that was rated as 2 or 3 at Time 1 and Time 2, or was rated as 0 or 1 at Time 1 and 2 or 3 at Time 2

CANS pairs for 6 thru 20: 23



Percent of episodes for which at least two useful or centerpiece strengths were maintained and/or developed



*The two most recent CANS are included for each child/youth episode, with the most recent CANS occurring during the reporting period. Only CANS with a minimum of 8 months of treatment between assessments are included. In the bar charts, items with no data shown do not have a CANS pair.

Foster Care Mental Health (89973)

FY22-23 Q4 Performance Objective CYF-2 Strengths Outcomes Item-Level Report

7/1/2022 - 6/30/2023

The charts below display the Strengths items from the CANS. The stacked bars represent the total number of episodes for which at least two useful or centerpiece strengths were developed or maintained.*

Mean number of months between CANS: 11.5 • Median number of months between CANS: 11.5

Number of children/youth: 27 • Number of CANS pairs in this report: 27

Number of CANS pairs with strengths developed: 5 • Number of CANS pairs with strengths maintained: 26

DEVELOPED

Strength item that was rated as 2 or 3 at Time 1 and the child/youth was helped to develop it into a 0 or 1 at Time 2

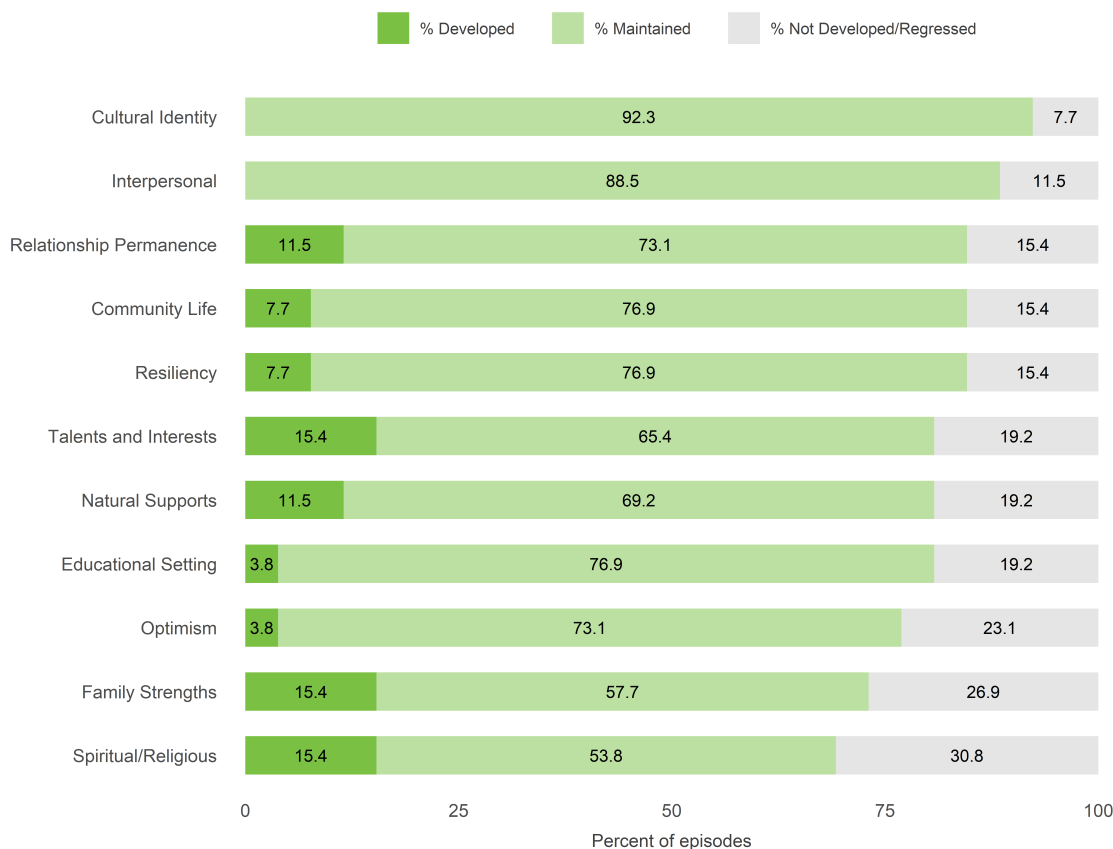
MAINTAINED

Strength item that was rated as 0 or 1 at Time 1 and the child/youth maintained it as 0 or 1 at Time 2

NOT DEVELOPED/REGRESSED

Strength item that was rated as 2 or 3 at Time 1 and Time 2, or was rated as 0 or 1 at Time 1 and 2 or 3 at Time 2

CANS pairs for 6 thru 20: 26



*The two most recent CANS are included for each child/youth episode, with the most recent CANS occurring during the reporting period. Only CANS with a minimum of 8 months of treatment between assessments are included. In the bar charts, items with no data shown do not have a CANS pair.

Foster Care Mental Health (89973)

FY22-23 Q4 Performance Objective CYF-2 Strengths Outcomes Item-Level Report

7/1/2022 - 6/30/2023

DEVELOPED

Strength item that was rated as 2 or 3 at Time 1 and the child/youth was helped to develop it into a 0 or 1 at Time 2

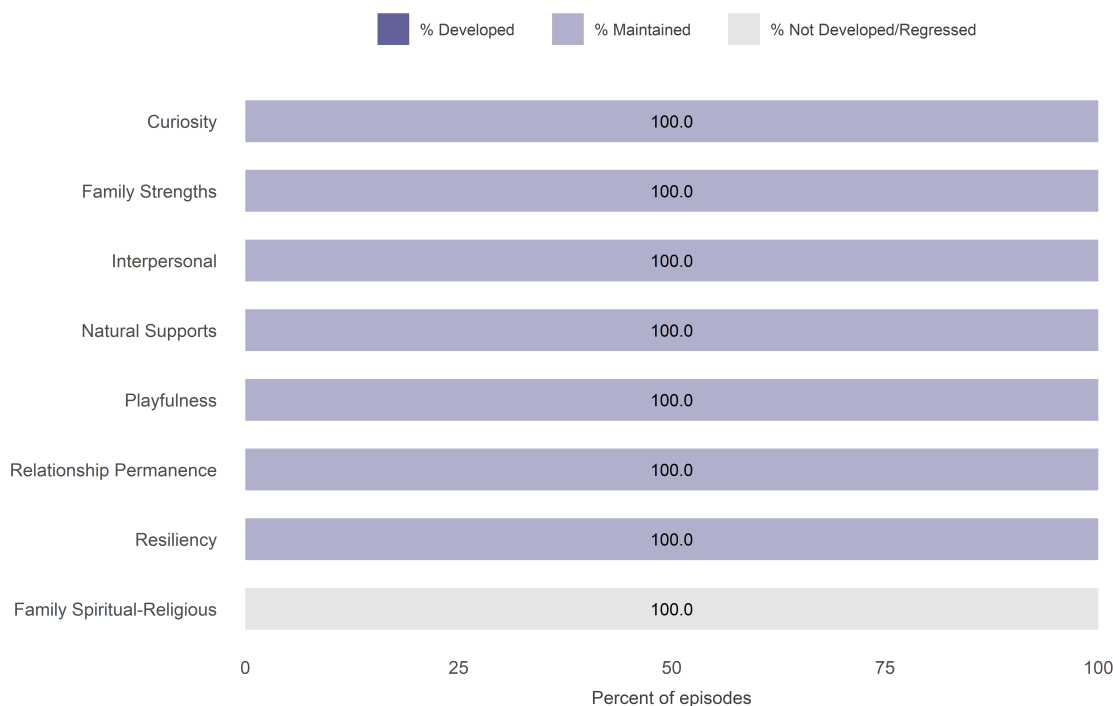
MAINTAINED

Strength item that was rated as 0 or 1 at Time 1 and the child/youth maintained it as 0 or 1 at Time 2

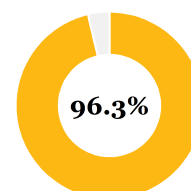
NOT DEVELOPED/REGRESSED

Strength item that was rated as 2 or 3 at Time 1 and Time 2, or was rated as 0 or 1 at Time 1 and 2 or 3 at Time 2

CANS pairs for 0 thru 5: 1



Percent of episodes for which at least two useful or centerpiece strengths were maintained and/or developed



Homeless Child Netwk Kidango EPSDT (38AS5)

FY22-23 Q4 Performance Objective CYF-2 Strengths Outcomes Item-Level Report

7/1/2022 - 6/30/2023

The charts below display the Strengths items from the CANS. The stacked bars represent the total number of episodes for which at least two useful or centerpiece strengths were developed or maintained.*

Mean number of months between CANS: 12.0 • Median number of months between CANS: 12.0

Number of children/youth: 2 • Number of CANS pairs in this report: 2

Number of CANS pairs with strengths developed: 0 • Number of CANS pairs with strengths maintained: 2

DEVELOPED

Strength item that was rated as 2 or 3 at Time 1 and the child/youth was helped to develop it into a 0 or 1 at Time 2

MAINTAINED

Strength item that was rated as 0 or 1 at Time 1 and the child/youth maintained it as 0 or 1 at Time 2

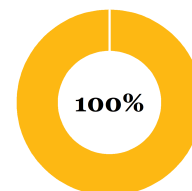
NOT DEVELOPED/REGRESSED

Strength item that was rated as 2 or 3 at Time 1 and Time 2, or was rated as 0 or 1 at Time 1 and 2 or 3 at Time 2

CANS pairs for 6 thru 20: 2



Percent of episodes for which at least two useful or centerpiece strengths were maintained and/or developed



*The two most recent CANS are included for each child/youth episode, with the most recent CANS occurring during the reporting period. Only CANS with a minimum of 8 months of treatment between assessments are included. In the bar charts, items with no data shown do not have a CANS pair.

Homeless Children's Network (38AS3)

FY22-23 Q4 Performance Objective CYF-2 Strengths Outcomes Item-Level Report

7/1/2022 - 6/30/2023

The charts below display the Strengths items from the CANS. The stacked bars represent the total number of episodes for which at least two useful or centerpiece strengths were developed or maintained.*

Mean number of months between CANS: 11.0 • Median number of months between CANS: 11.5

Number of children/youth: 53 • Number of CANS pairs in this report: 53

Number of CANS pairs with strengths developed: 12 • Number of CANS pairs with strengths maintained: 50

DEVELOPED

Strength item that was rated as 2 or 3 at Time 1 and the child/youth was helped to develop it into a 0 or 1 at Time 2

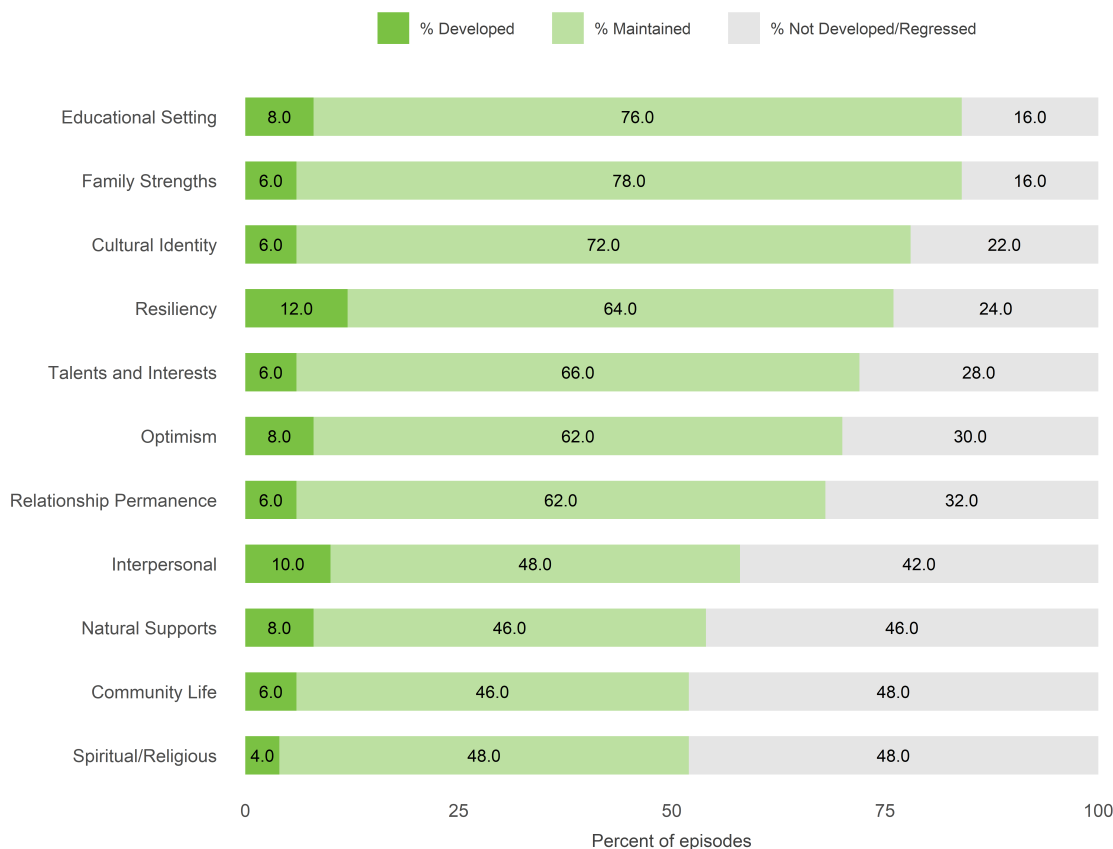
MAINTAINED

Strength item that was rated as 0 or 1 at Time 1 and the child/youth maintained it as 0 or 1 at Time 2

NOT DEVELOPED/REGRESSED

Strength item that was rated as 2 or 3 at Time 1 and Time 2, or was rated as 0 or 1 at Time 1 and 2 or 3 at Time 2

CANS pairs for 6 thru 20: 50



*The two most recent CANS are included for each child/youth episode, with the most recent CANS occurring during the reporting period. Only CANS with a minimum of 8 months of treatment between assessments are included. In the bar charts, items with no data shown do not have a CANS pair.

Homeless Children's Network (38AS3)

FY22-23 Q4 Performance Objective CYF-2 Strengths Outcomes Item-Level Report

7/1/2022 - 6/30/2023

DEVELOPED

Strength item that was rated as 2 or 3 at Time 1 and the child/youth was helped to develop it into a 0 or 1 at Time 2

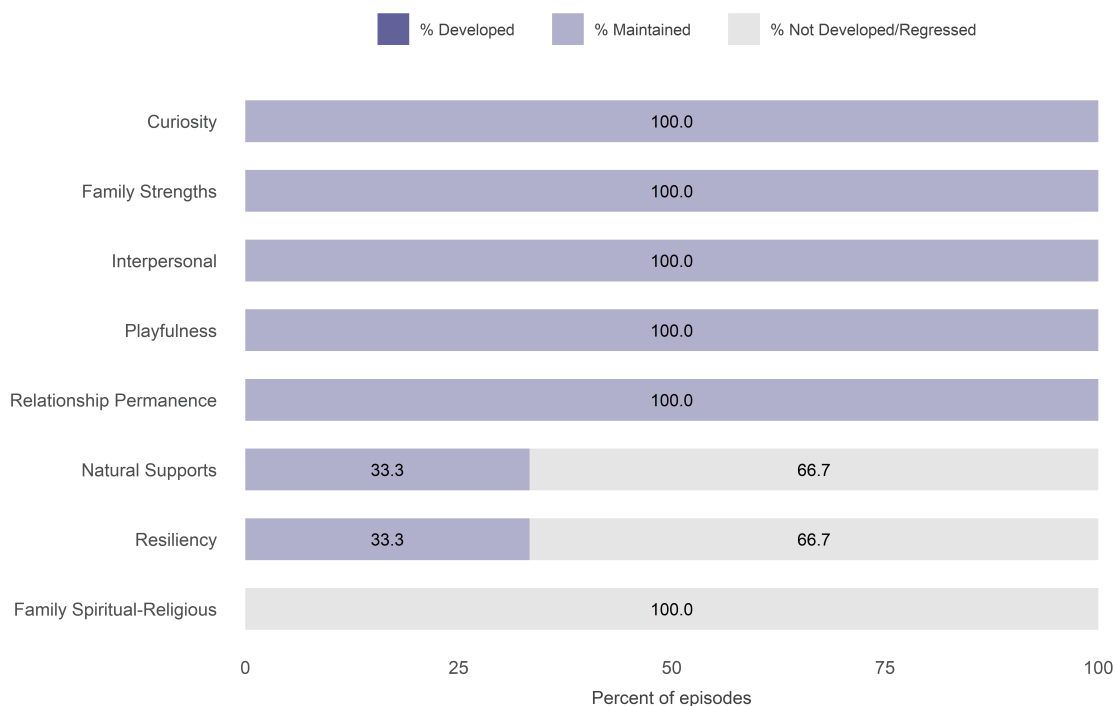
MAINTAINED

Strength item that was rated as 0 or 1 at Time 1 and the child/youth maintained it as 0 or 1 at Time 2

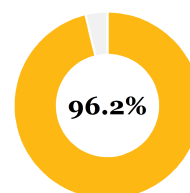
NOT DEVELOPED/REGRESSED

Strength item that was rated as 2 or 3 at Time 1 and Time 2, or was rated as 0 or 1 at Time 1 and 2 or 3 at Time 2

CANS pairs for 0 thru 5: 3



Percent of episodes for which at least two useful or centerpiece strengths were maintained and/or developed



Homeless Children's Network LGBTQ (38AS6)

FY22-23 Q4 Performance Objective CYF-2 Strengths Outcomes Item-Level Report

7/1/2022 - 6/30/2023

The charts below display the Strengths items from the CANS. The stacked bars represent the total number of episodes for which at least two useful or centerpiece strengths were developed or maintained.*

Mean number of months between CANS: 12.1 • Median number of months between CANS: 13.3

Number of children/youth: 3 • Number of CANS pairs in this report: 3

Number of CANS pairs with strengths developed: 1 • Number of CANS pairs with strengths maintained: 3

DEVELOPED

Strength item that was rated as 2 or 3 at Time 1 and the child/youth was helped to develop it into a 0 or 1 at Time 2

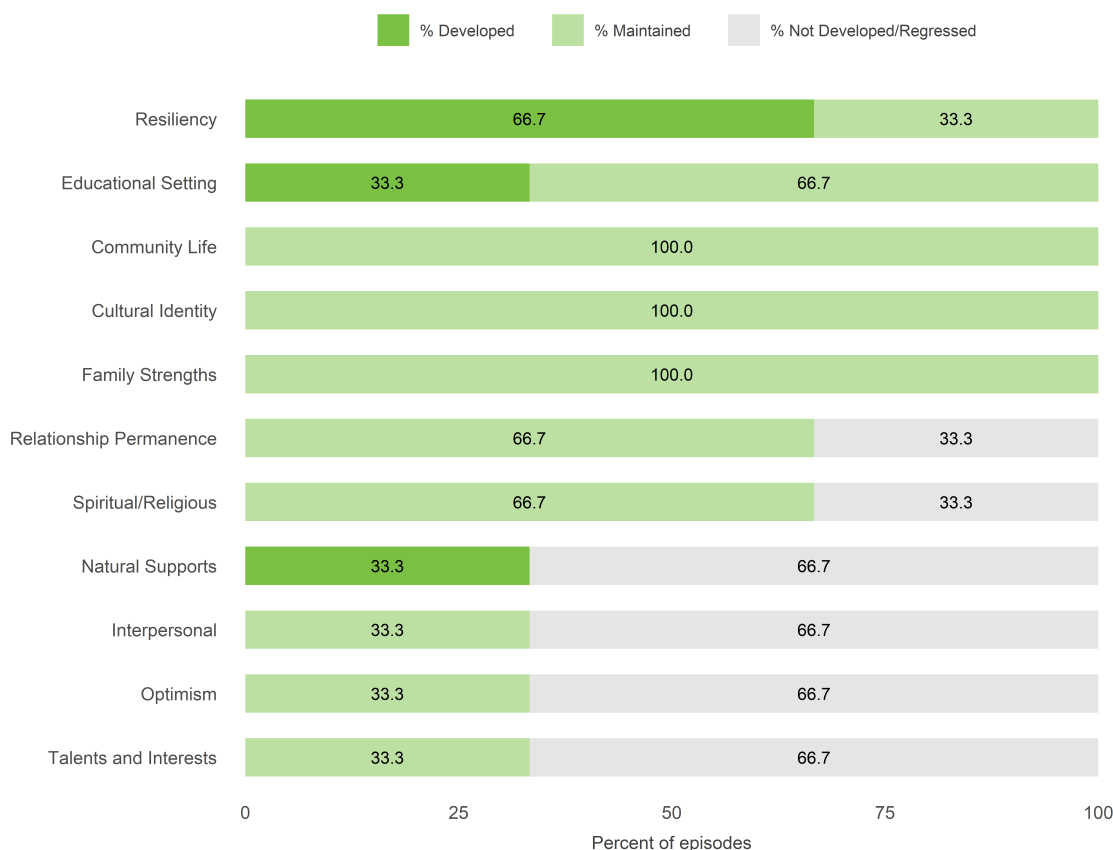
MAINTAINED

Strength item that was rated as 0 or 1 at Time 1 and the child/youth maintained it as 0 or 1 at Time 2

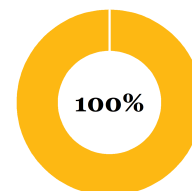
NOT DEVELOPED/REGRESSED

Strength item that was rated as 2 or 3 at Time 1 and Time 2, or was rated as 0 or 1 at Time 1 and 2 or 3 at Time 2

CANS pairs for 6 thru 20: 3



Percent of episodes for which at least two useful or centerpiece strengths were maintained and/or developed



*The two most recent CANS are included for each child/youth episode, with the most recent CANS occurring during the reporting period. Only CANS with a minimum of 8 months of treatment between assessments are included. In the bar charts, items with no data shown do not have a CANS pair.

Homeless Children's Network Ma'at (38ASMT)

FY22-23 Q4 Performance Objective CYF-2 Strengths Outcomes Item-Level Report

7/1/2022 - 6/30/2023

The charts below display the Strengths items from the CANS. The stacked bars represent the total number of episodes for which at least two useful or centerpiece strengths were developed or maintained.*

Mean number of months between CANS: 11.2 • Median number of months between CANS: 11.6

Number of children/youth: 56 • Number of CANS pairs in this report: 56

Number of CANS pairs with strengths developed: 7 • Number of CANS pairs with strengths maintained: 56

DEVELOPED

Strength item that was rated as 2 or 3 at Time 1 and the child/youth was helped to develop it into a 0 or 1 at Time 2

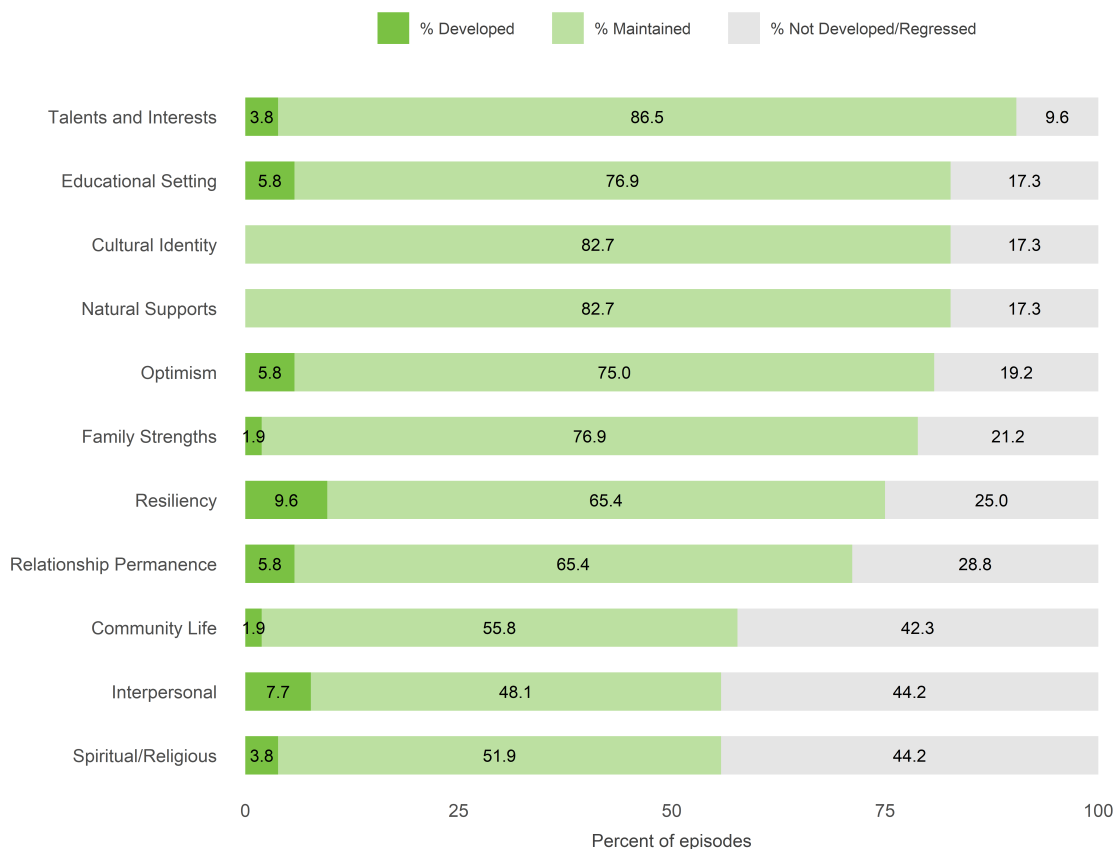
MAINTAINED

Strength item that was rated as 0 or 1 at Time 1 and the child/youth maintained it as 0 or 1 at Time 2

NOT DEVELOPED/REGRESSED

Strength item that was rated as 2 or 3 at Time 1 and Time 2, or was rated as 0 or 1 at Time 1 and 2 or 3 at Time 2

CANS pairs for 6 thru 20: 52



*The two most recent CANS are included for each child/youth episode, with the most recent CANS occurring during the reporting period. Only CANS with a minimum of 8 months of treatment between assessments are included. In the bar charts, items with no data shown do not have a CANS pair.

Homeless Children's Network Ma'at (38ASMT)

FY22-23 Q4 Performance Objective CYF-2 Strengths Outcomes Item-Level Report

7/1/2022 - 6/30/2023

DEVELOPED

Strength item that was rated as 2 or 3 at Time 1 and the child/youth was helped to develop it into a 0 or 1 at Time 2

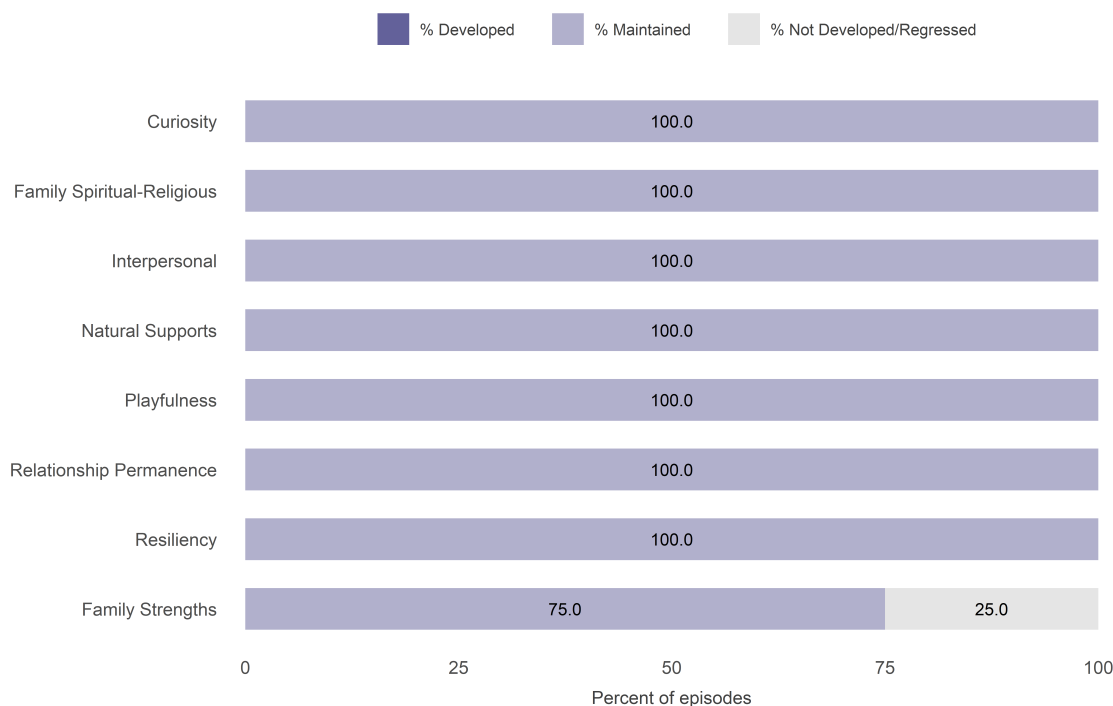
MAINTAINED

Strength item that was rated as 0 or 1 at Time 1 and the child/youth maintained it as 0 or 1 at Time 2

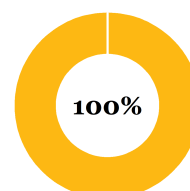
NOT DEVELOPED/REGRESSED

Strength item that was rated as 2 or 3 at Time 1 and Time 2, or was rated as 0 or 1 at Time 1 and 2 or 3 at Time 2

CANS pairs for 0 thru 5: 4



Percent of episodes for which at least two useful or centerpiece strengths were maintained and/or developed



Huckleberry Youth Programs (38BU3)

FY22-23 Q4 Performance Objective CYF-2 Strengths Outcomes Item-Level Report

7/1/2022 - 6/30/2023

The charts below display the Strengths items from the CANS. The stacked bars represent the total number of episodes for which at least two useful or centerpiece strengths were developed or maintained.*

Mean number of months between CANS: 10.0 • Median number of months between CANS: 9.7

Number of children/youth: 10 • Number of CANS pairs in this report: 10

Number of CANS pairs with strengths developed: 3 • Number of CANS pairs with strengths maintained: 9

DEVELOPED

Strength item that was rated as 2 or 3 at Time 1 and the child/youth was helped to develop it into a 0 or 1 at Time 2

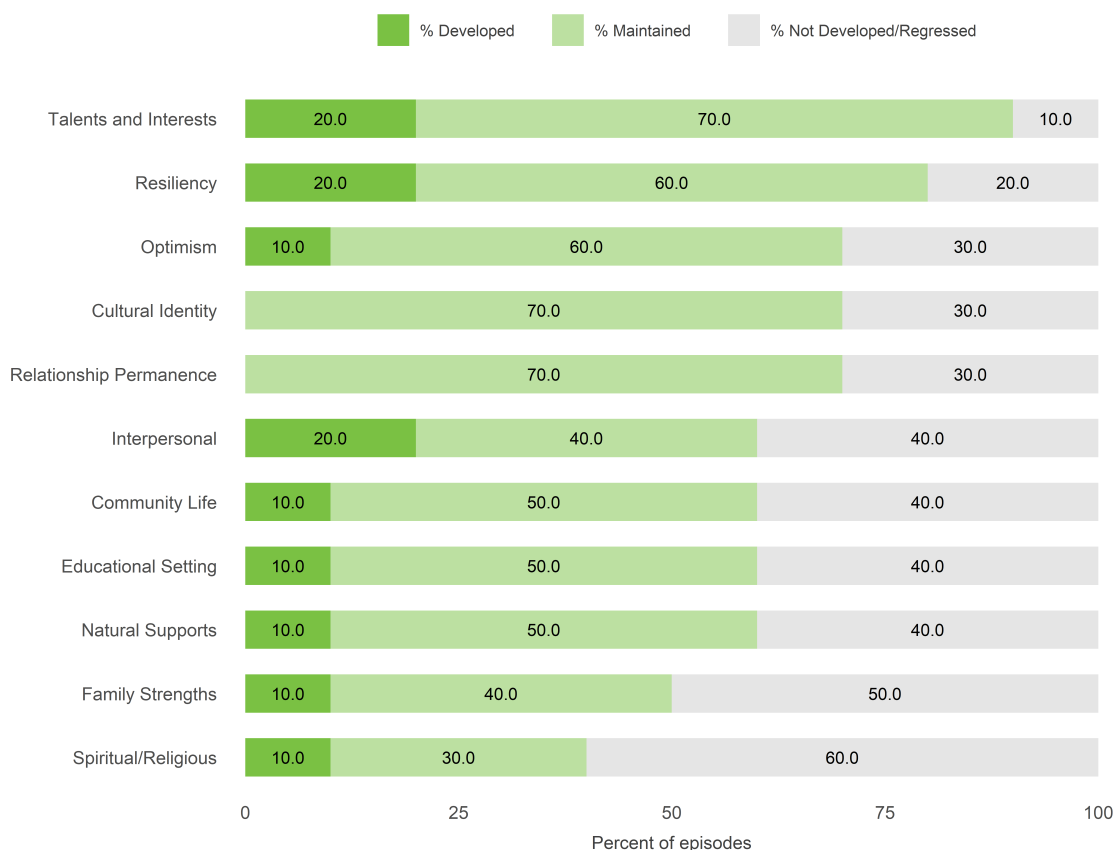
MAINTAINED

Strength item that was rated as 0 or 1 at Time 1 and the child/youth maintained it as 0 or 1 at Time 2

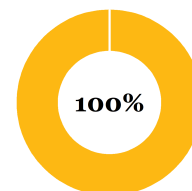
NOT DEVELOPED/REGRESSED

Strength item that was rated as 2 or 3 at Time 1 and Time 2, or was rated as 0 or 1 at Time 1 and 2 or 3 at Time 2

CANS pairs for 6 thru 20: 10



Percent of episodes for which at least two
useful or centerpiece strengths were
maintained and/or developed



*The two most recent CANS are included for each child/youth episode, with the most recent CANS occurring during the reporting period. Only CANS with a minimum of 8 months of treatment between assessments are included. In the bar charts, items with no data shown do not have a CANS pair.

Instituto Fam DeLaRaza (38186)

FY22-23 Q4 Performance Objective CYF-2 Strengths Outcomes Item-Level Report

7/1/2022 - 6/30/2023

The charts below display the Strengths items from the CANS. The stacked bars represent the total number of episodes for which at least two useful or centerpiece strengths were developed or maintained.*

Mean number of months between CANS: 8.6 • Median number of months between CANS: 8.6

Number of children/youth: 1 • Number of CANS pairs in this report: 1

Number of CANS pairs with strengths developed: 0 • Number of CANS pairs with strengths maintained: 1

DEVELOPED

Strength item that was rated as 2 or 3 at Time 1 and the child/youth was helped to develop it into a 0 or 1 at Time 2

MAINTAINED

Strength item that was rated as 0 or 1 at Time 1 and the child/youth maintained it as 0 or 1 at Time 2

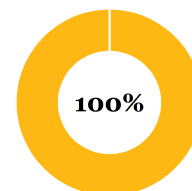
NOT DEVELOPED/REGRESSED

Strength item that was rated as 2 or 3 at Time 1 and Time 2, or was rated as 0 or 1 at Time 1 and 2 or 3 at Time 2

CANS pairs for 6 thru 20: 1



Percent of episodes for which at least two
useful or centerpiece strengths were
maintained and/or developed



*The two most recent CANS are included for each child/youth episode, with the most recent CANS occurring during the reporting period. Only CANS with a minimum of 8 months of treatment between assessments are included. In the bar charts, items with no data shown do not have a CANS pair.

Instituto Familiar de la Raza (38185)

FY22-23 Q4 Performance Objective CYF-2 Strengths Outcomes Item-Level Report

7/1/2022 - 6/30/2023

The charts below display the Strengths items from the CANS. The stacked bars represent the total number of episodes for which at least two useful or centerpiece strengths were developed or maintained.*

Mean number of months between CANS: 12.0 • Median number of months between CANS: 11.1

Number of children/youth: 30 • Number of CANS pairs in this report: 30

Number of CANS pairs with strengths developed: 9 • Number of CANS pairs with strengths maintained: 30

DEVELOPED

Strength item that was rated as 2 or 3 at Time 1 and the child/youth was helped to develop it into a 0 or 1 at Time 2

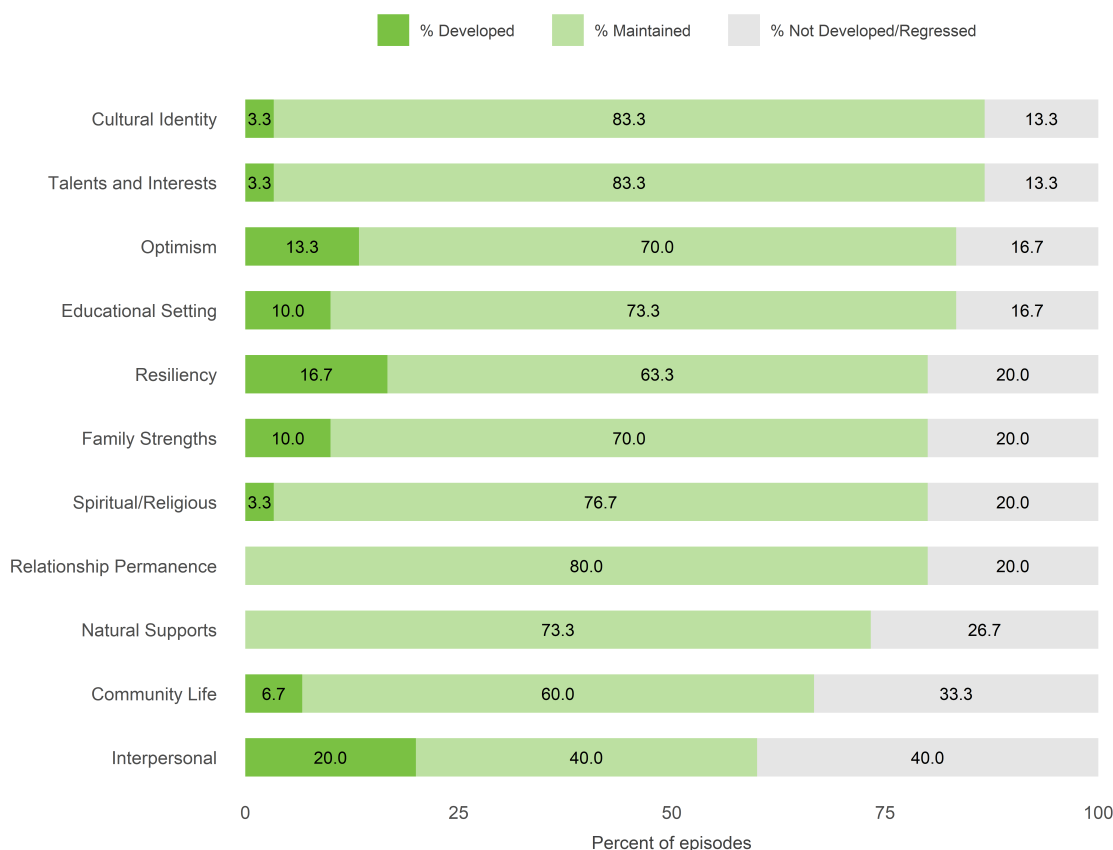
MAINTAINED

Strength item that was rated as 0 or 1 at Time 1 and the child/youth maintained it as 0 or 1 at Time 2

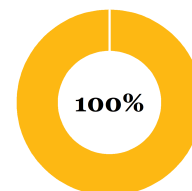
NOT DEVELOPED/REGRESSED

Strength item that was rated as 2 or 3 at Time 1 and Time 2, or was rated as 0 or 1 at Time 1 and 2 or 3 at Time 2

CANS pairs for 6 thru 20: 30



Percent of episodes for which at least two useful or centerpiece strengths were maintained and/or developed



*The two most recent CANS are included for each child/youth episode, with the most recent CANS occurring during the reporting period. Only CANS with a minimum of 8 months of treatment between assessments are included. In the bar charts, items with no data shown do not have a CANS pair.

Instituto Familiar de la Raza Spark (3818FSP)

FY22-23 Q4 Performance Objective CYF-2 Strengths Outcomes Item-Level Report

7/1/2022 - 6/30/2023

The charts below display the Strengths items from the CANS. The stacked bars represent the total number of episodes for which at least two useful or centerpiece strengths were developed or maintained.*

Mean number of months between CANS: 11.6 • Median number of months between CANS: 10.4

Number of children/youth: 15 • Number of CANS pairs in this report: 15

Number of CANS pairs with strengths developed: 1 • Number of CANS pairs with strengths maintained: 15

DEVELOPED

Strength item that was rated as 2 or 3 at Time 1 and the child/youth was helped to develop it into a 0 or 1 at Time 2

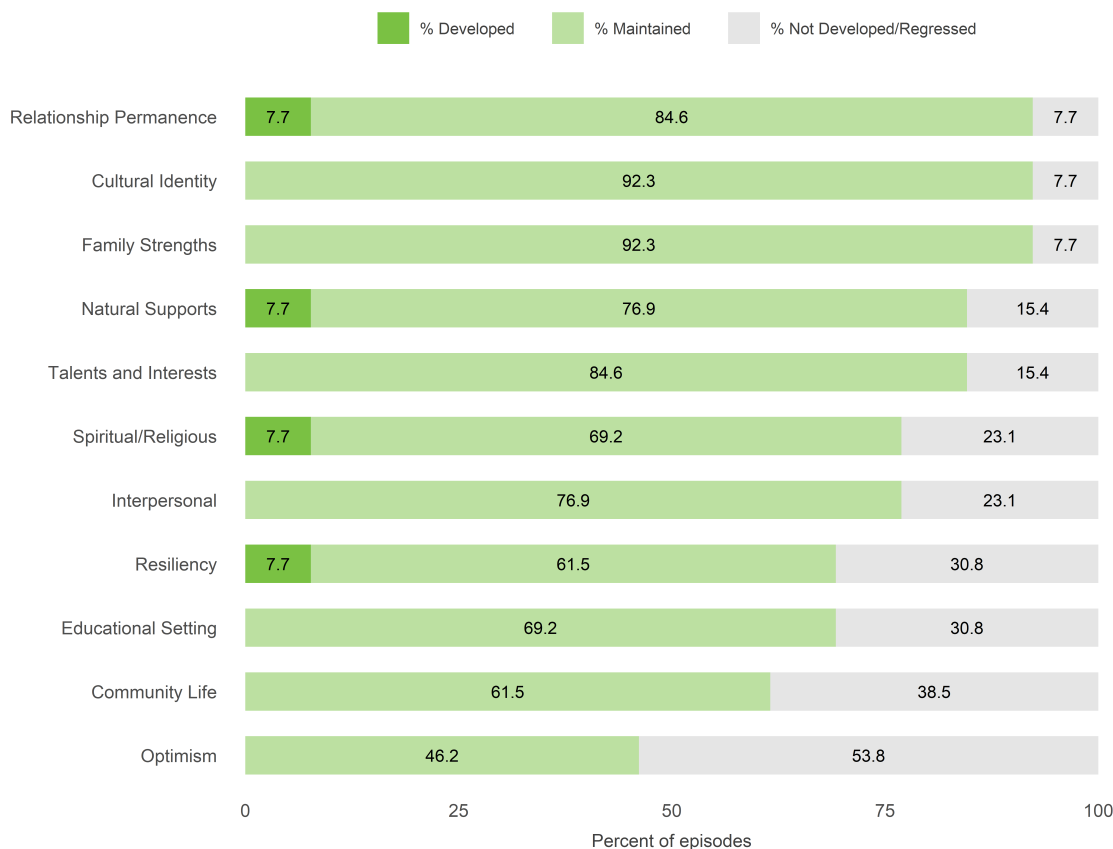
MAINTAINED

Strength item that was rated as 0 or 1 at Time 1 and the child/youth maintained it as 0 or 1 at Time 2

NOT DEVELOPED/REGRESSED

Strength item that was rated as 2 or 3 at Time 1 and Time 2, or was rated as 0 or 1 at Time 1 and 2 or 3 at Time 2

CANS pairs for 6 thru 20: 13



*The two most recent CANS are included for each child/youth episode, with the most recent CANS occurring during the reporting period. Only CANS with a minimum of 8 months of treatment between assessments are included. In the bar charts, items with no data shown do not have a CANS pair.

Instituto Familiar de la Raza Spark (3818FSP)

FY22-23 Q4 Performance Objective CYF-2 Strengths Outcomes Item-Level Report

7/1/2022 - 6/30/2023

DEVELOPED

Strength item that was rated as 2 or 3 at Time 1 and the child/youth was helped to develop it into a 0 or 1 at Time 2

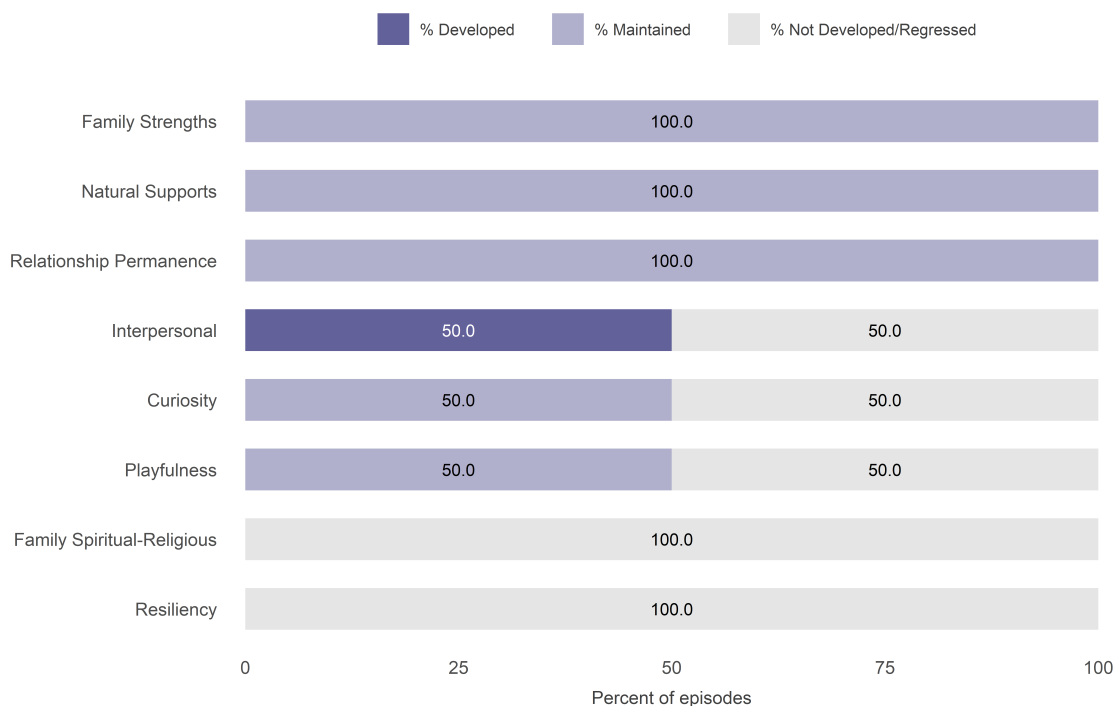
MAINTAINED

Strength item that was rated as 0 or 1 at Time 1 and the child/youth maintained it as 0 or 1 at Time 2

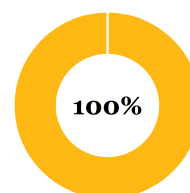
NOT DEVELOPED/REGRESSED

Strength item that was rated as 2 or 3 at Time 1 and Time 2, or was rated as 0 or 1 at Time 1 and 2 or 3 at Time 2

CANS pairs for 0 thru 5: 2



Percent of episodes for which at least two useful or centerpiece strengths were maintained and/or developed



Instituto ISCS (38LA2)

FY22-23 Q4 Performance Objective CYF-2 Strengths Outcomes Item-Level Report

7/1/2022 - 6/30/2023

The charts below display the Strengths items from the CANS. The stacked bars represent the total number of episodes for which at least two useful or centerpiece strengths were developed or maintained.*

Mean number of months between CANS: 10.8 • Median number of months between CANS: 10.5

Number of children/youth: 5 • Number of CANS pairs in this report: 5

Number of CANS pairs with strengths developed: 3 • Number of CANS pairs with strengths maintained: 5

DEVELOPED

Strength item that was rated as 2 or 3 at Time 1 and the child/youth was helped to develop it into a 0 or 1 at Time 2

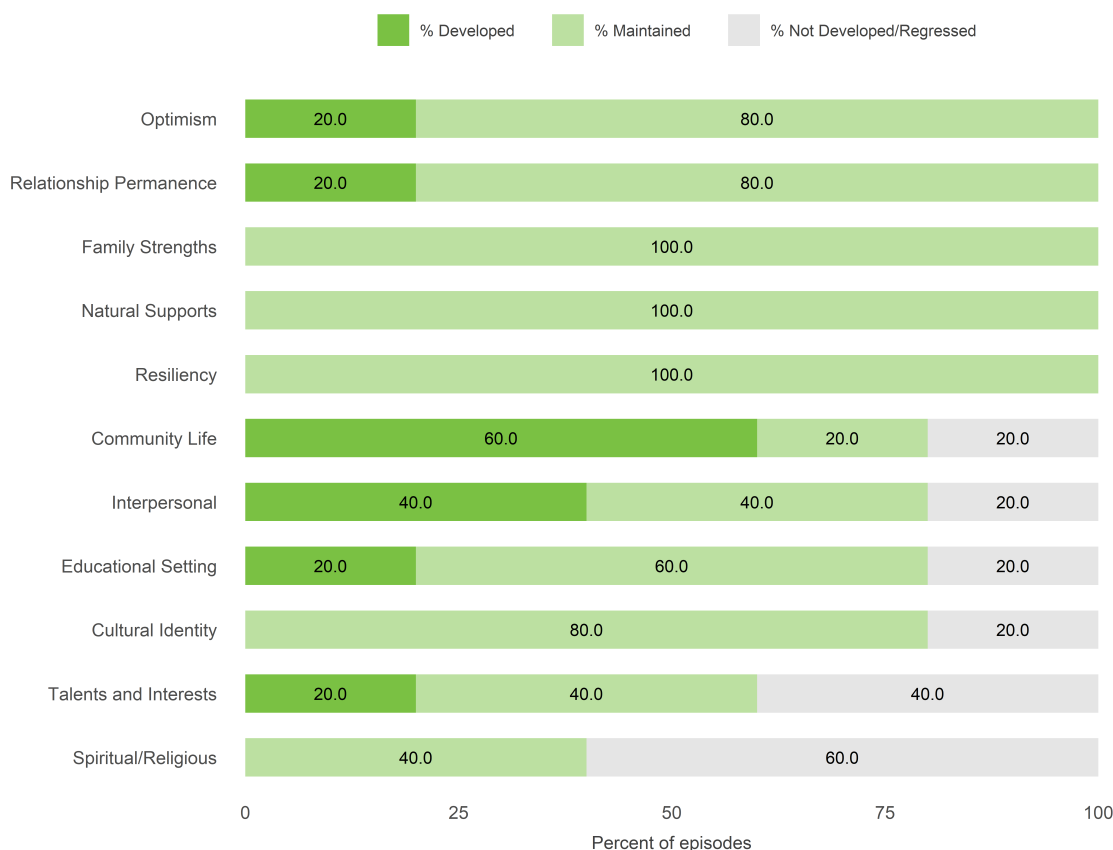
MAINTAINED

Strength item that was rated as 0 or 1 at Time 1 and the child/youth maintained it as 0 or 1 at Time 2

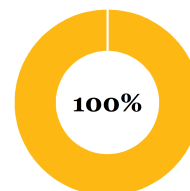
NOT DEVELOPED/REGRESSED

Strength item that was rated as 2 or 3 at Time 1 and Time 2, or was rated as 0 or 1 at Time 1 and 2 or 3 at Time 2

CANS pairs for 6 thru 20: 5



Percent of episodes for which at least two useful or centerpiece strengths were maintained and/or developed



*The two most recent CANS are included for each child/youth episode, with the most recent CANS occurring during the reporting period. Only CANS with a minimum of 8 months of treatment between assessments are included. In the bar charts, items with no data shown do not have a CANS pair.

Jewish Family and Children's Services (38AE3)

FY22-23 Q4 Performance Objective CYF-2 Strengths Outcomes Item-Level Report

7/1/2022 - 6/30/2023

The charts below display the Strengths items from the CANS. The stacked bars represent the total number of episodes for which at least two useful or centerpiece strengths were developed or maintained.*

Mean number of months between CANS: 14.3 • Median number of months between CANS: 14.2

Number of children/youth: 6 • Number of CANS pairs in this report: 6

Number of CANS pairs with strengths developed: 3 • Number of CANS pairs with strengths maintained: 6

DEVELOPED

Strength item that was rated as 2 or 3 at Time 1 and the child/youth was helped to develop it into a 0 or 1 at Time 2

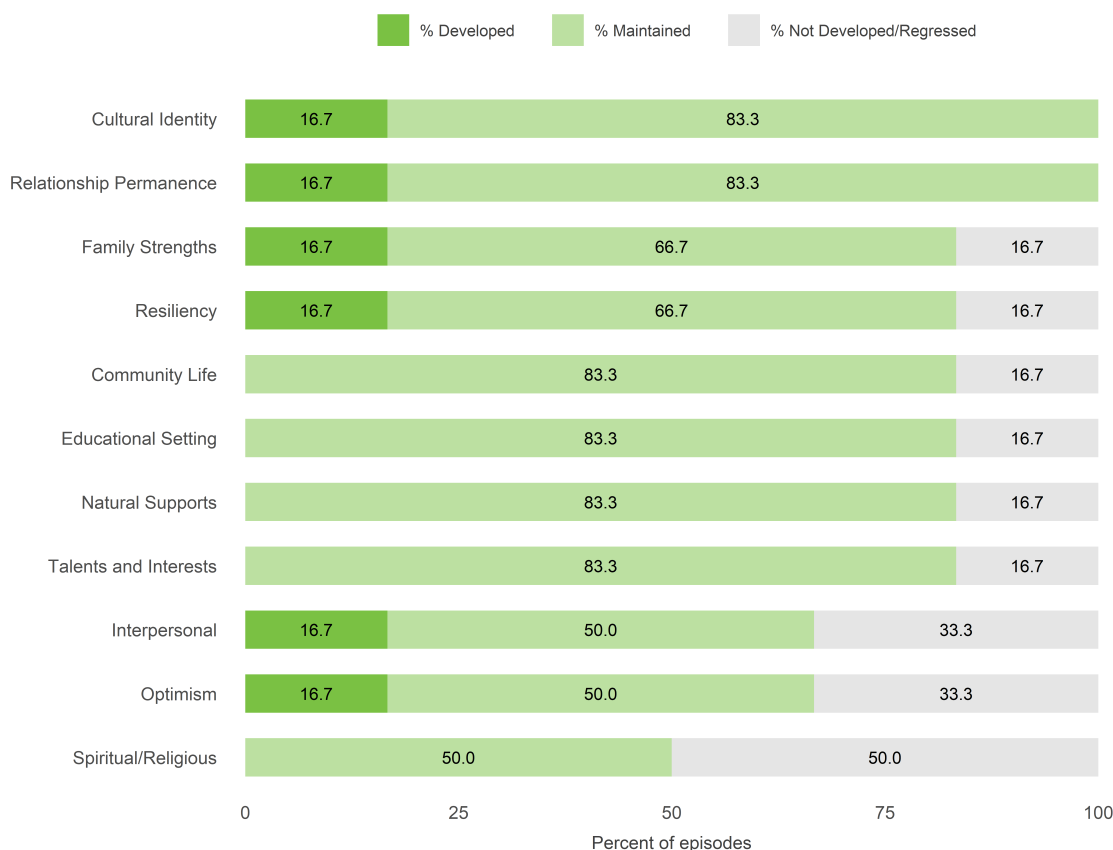
MAINTAINED

Strength item that was rated as 0 or 1 at Time 1 and the child/youth maintained it as 0 or 1 at Time 2

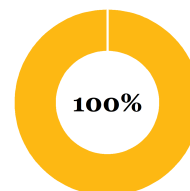
NOT DEVELOPED/REGRESSED

Strength item that was rated as 2 or 3 at Time 1 and Time 2, or was rated as 0 or 1 at Time 1 and 2 or 3 at Time 2

CANS pairs for 6 thru 20: 6



Percent of episodes for which at least two
useful or centerpiece strengths were
maintained and/or developed



*The two most recent CANS are included for each child/youth episode, with the most recent CANS occurring during the reporting period. Only CANS with a minimum of 8 months of treatment between assessments are included. In the bar charts, items with no data shown do not have a CANS pair.

Mission Family Center (38016)

FY22-23 Q4 Performance Objective CYF-2 Strengths Outcomes Item-Level Report

7/1/2022 - 6/30/2023

The charts below display the Strengths items from the CANS. The stacked bars represent the total number of episodes for which at least two useful or centerpiece strengths were developed or maintained.*

Mean number of months between CANS: 12.3 • Median number of months between CANS: 12.0

Number of children/youth: 68 • Number of CANS pairs in this report: 68

Number of CANS pairs with strengths developed: 8 • Number of CANS pairs with strengths maintained: 68

DEVELOPED

Strength item that was rated as 2 or 3 at Time 1 and the child/youth was helped to develop it into a 0 or 1 at Time 2

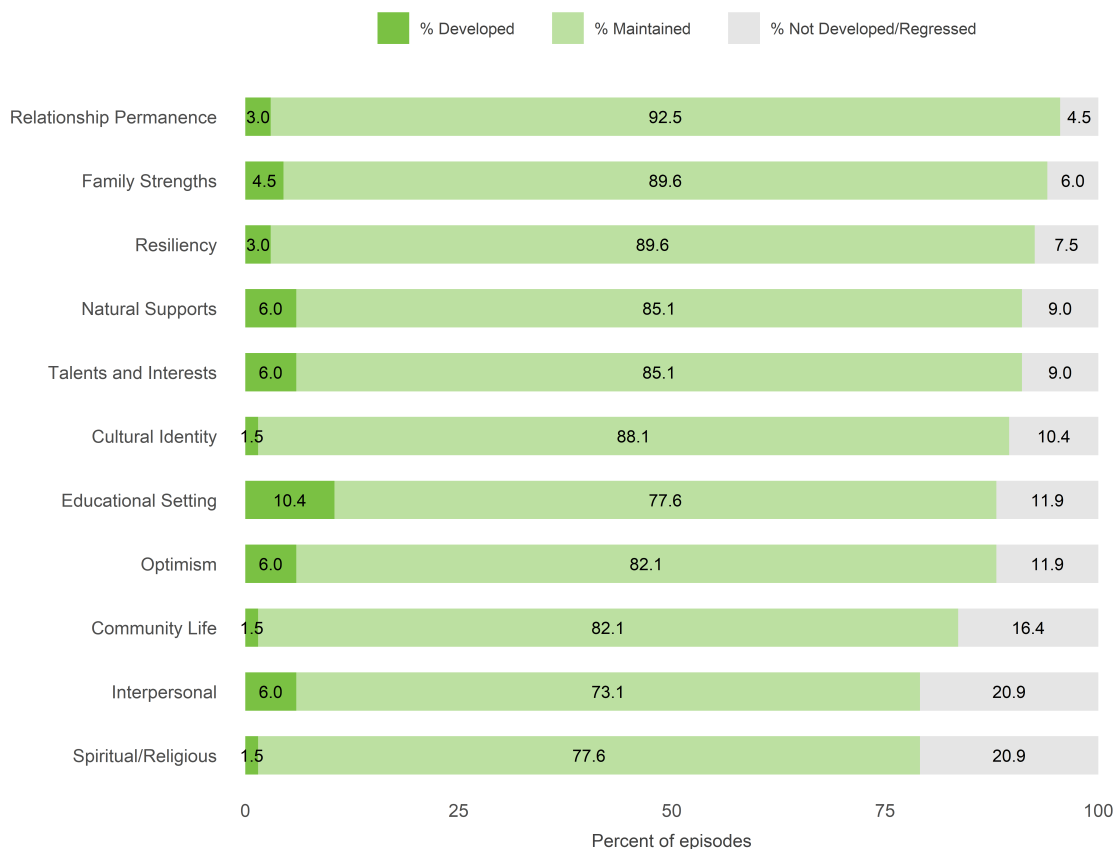
MAINTAINED

Strength item that was rated as 0 or 1 at Time 1 and the child/youth maintained it as 0 or 1 at Time 2

NOT DEVELOPED/REGRESSED

Strength item that was rated as 2 or 3 at Time 1 and Time 2, or was rated as 0 or 1 at Time 1 and 2 or 3 at Time 2

CANS pairs for 6 thru 20: 67



*The two most recent CANS are included for each child/youth episode, with the most recent CANS occurring during the reporting period. Only CANS with a minimum of 8 months of treatment between assessments are included. In the bar charts, items with no data shown do not have a CANS pair.

Mission Family Center (38016)

FY22-23 Q4 Performance Objective CYF-2 Strengths Outcomes Item-Level Report

7/1/2022 - 6/30/2023

DEVELOPED

Strength item that was rated as 2 or 3 at Time 1 and the child/youth was helped to develop it into a 0 or 1 at Time 2

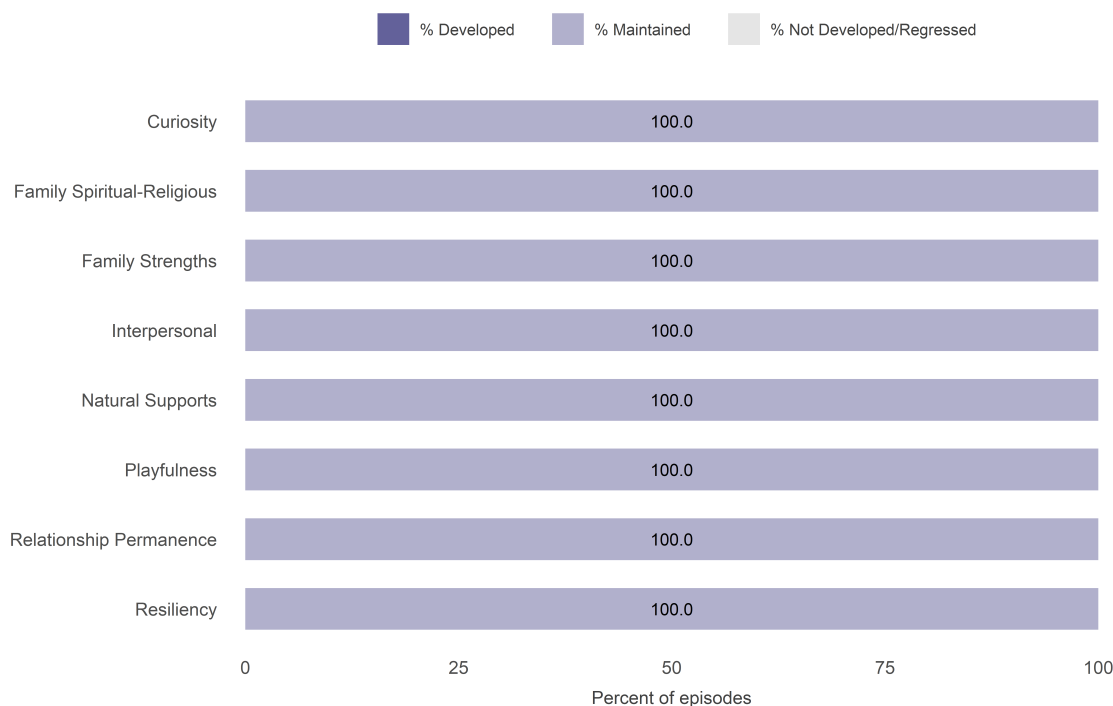
MAINTAINED

Strength item that was rated as 0 or 1 at Time 1 and the child/youth maintained it as 0 or 1 at Time 2

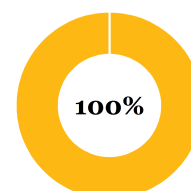
NOT DEVELOPED/REGRESSED

Strength item that was rated as 2 or 3 at Time 1 and Time 2, or was rated as 0 or 1 at Time 1 and 2 or 3 at Time 2

CANS pairs for 0 thru 5: 1



Percent of episodes for which at least two useful or centerpiece strengths were maintained and/or developed



Oakes Children's Center (88593)

FY22-23 Q4 Performance Objective CYF-2 Strengths Outcomes Item-Level Report

7/1/2022 - 6/30/2023

The charts below display the Strengths items from the CANS. The stacked bars represent the total number of episodes for which at least two useful or centerpiece strengths were developed or maintained.*

Mean number of months between CANS: 14.9 • Median number of months between CANS: 12.7

Number of children/youth: 10 • Number of CANS pairs in this report: 10

Number of CANS pairs with strengths developed: 0 • Number of CANS pairs with strengths maintained: 9

DEVELOPED

Strength item that was rated as 2 or 3 at Time 1 and the child/youth was helped to develop it into a 0 or 1 at Time 2

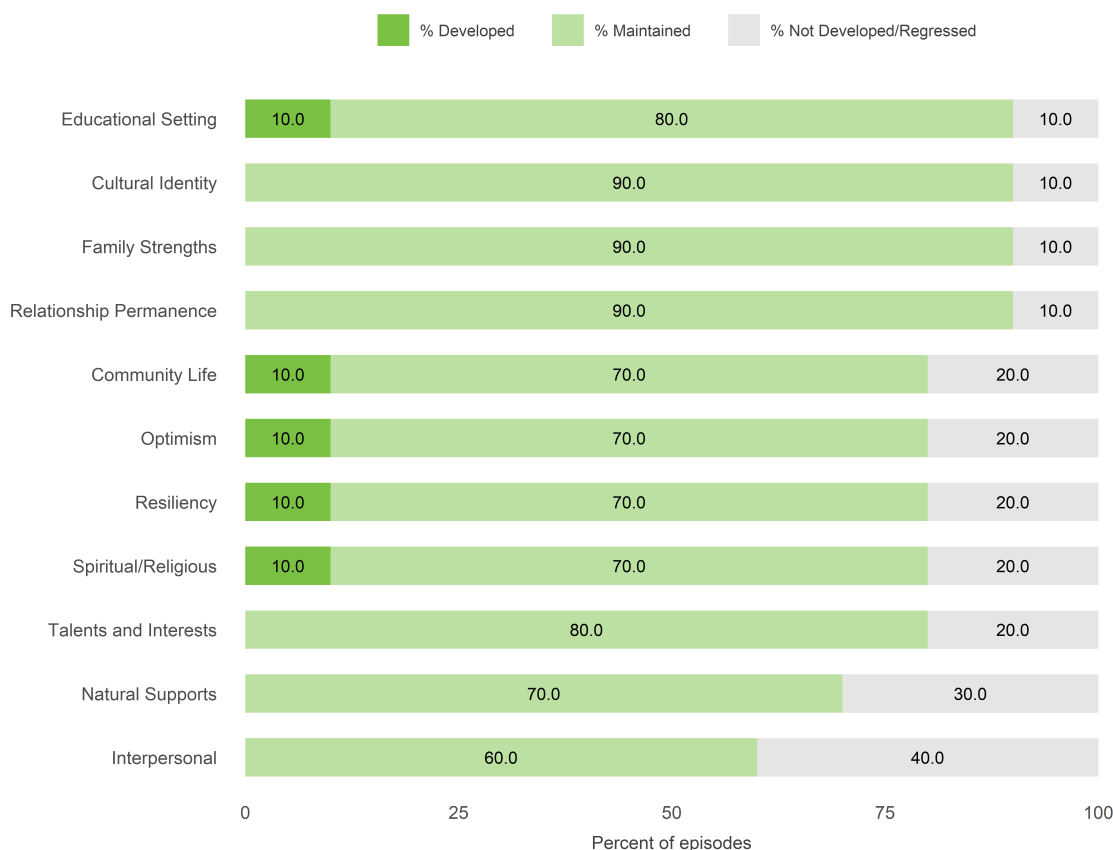
MAINTAINED

Strength item that was rated as 0 or 1 at Time 1 and the child/youth maintained it as 0 or 1 at Time 2

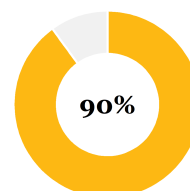
NOT DEVELOPED/REGRESSED

Strength item that was rated as 2 or 3 at Time 1 and Time 2, or was rated as 0 or 1 at Time 1 and 2 or 3 at Time 2

CANS pairs for 6 thru 20: 10



Percent of episodes for which at least two useful or centerpiece strengths were maintained and/or developed



*The two most recent CANS are included for each child/youth episode, with the most recent CANS occurring during the reporting period. Only CANS with a minimum of 8 months of treatment between assessments are included. In the bar charts, items with no data shown do not have a CANS pair.

Oakes Children's Center SED (8859SD)

FY22-23 Q4 Performance Objective CYF-2 Strengths Outcomes Item-Level Report

7/1/2022 - 6/30/2023

The charts below display the Strengths items from the CANS. The stacked bars represent the total number of episodes for which at least two useful or centerpiece strengths were developed or maintained.*

Mean number of months between CANS: 8.4 • Median number of months between CANS: 8.4

Number of children/youth: 18 • Number of CANS pairs in this report: 18

Number of CANS pairs with strengths developed: 3 • Number of CANS pairs with strengths maintained: 18

DEVELOPED

Strength item that was rated as 2 or 3 at Time 1 and the child/youth was helped to develop it into a 0 or 1 at Time 2

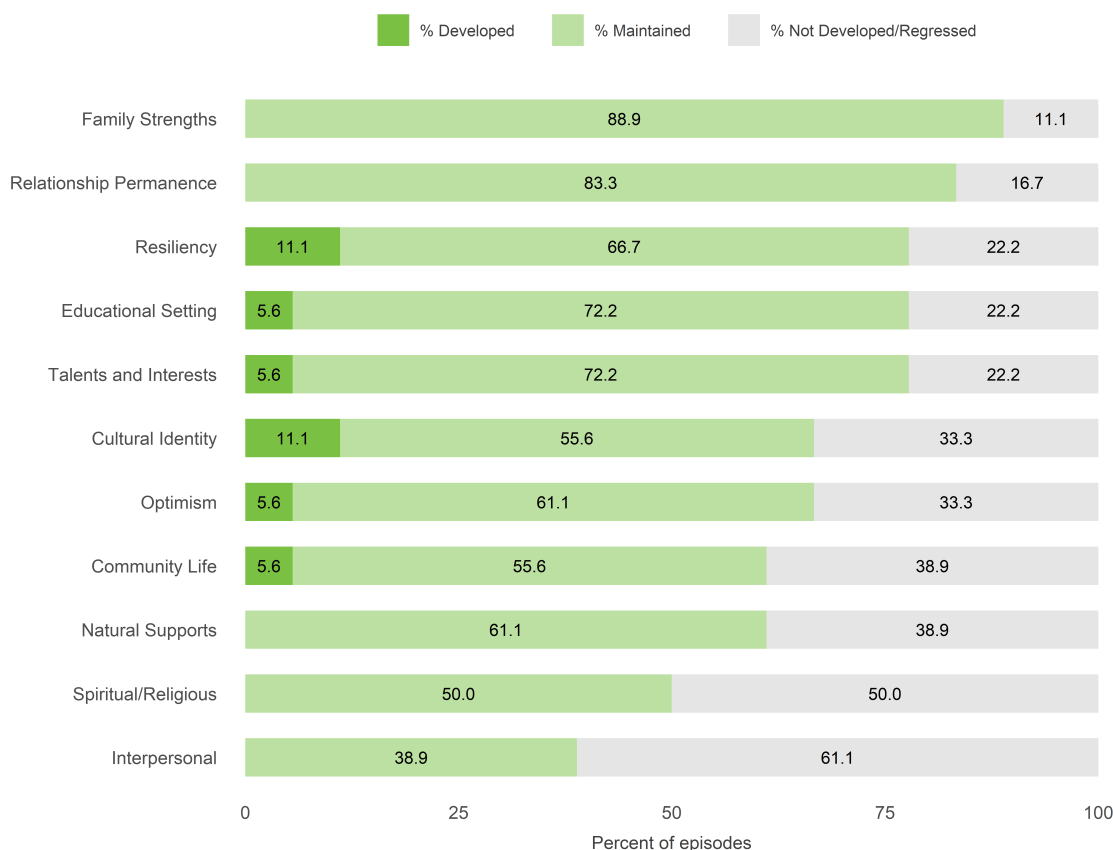
MAINTAINED

Strength item that was rated as 0 or 1 at Time 1 and the child/youth maintained it as 0 or 1 at Time 2

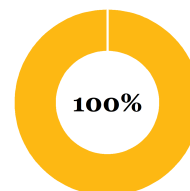
NOT DEVELOPED/REGRESSED

Strength item that was rated as 2 or 3 at Time 1 and Time 2, or was rated as 0 or 1 at Time 1 and 2 or 3 at Time 2

CANS pairs for 6 thru 20: 18



Percent of episodes for which at least two useful or centerpiece strengths were maintained and/or developed



*The two most recent CANS are included for each child/youth episode, with the most recent CANS occurring during the reporting period. Only CANS with a minimum of 8 months of treatment between assessments are included. In the bar charts, items with no data shown do not have a CANS pair.

OMI Family Center (38805)

FY22-23 Q4 Performance Objective CYF-2 Strengths Outcomes Item-Level Report

7/1/2022 - 6/30/2023

The charts below display the Strengths items from the CANS. The stacked bars represent the total number of episodes for which at least two useful or centerpiece strengths were developed or maintained.*

Mean number of months between CANS: 10.0 • Median number of months between CANS: 9.9

Number of children/youth: 28 • Number of CANS pairs in this report: 28

Number of CANS pairs with strengths developed: 3 • Number of CANS pairs with strengths maintained: 28

DEVELOPED

Strength item that was rated as 2 or 3 at Time 1 and the child/youth was helped to develop it into a 0 or 1 at Time 2

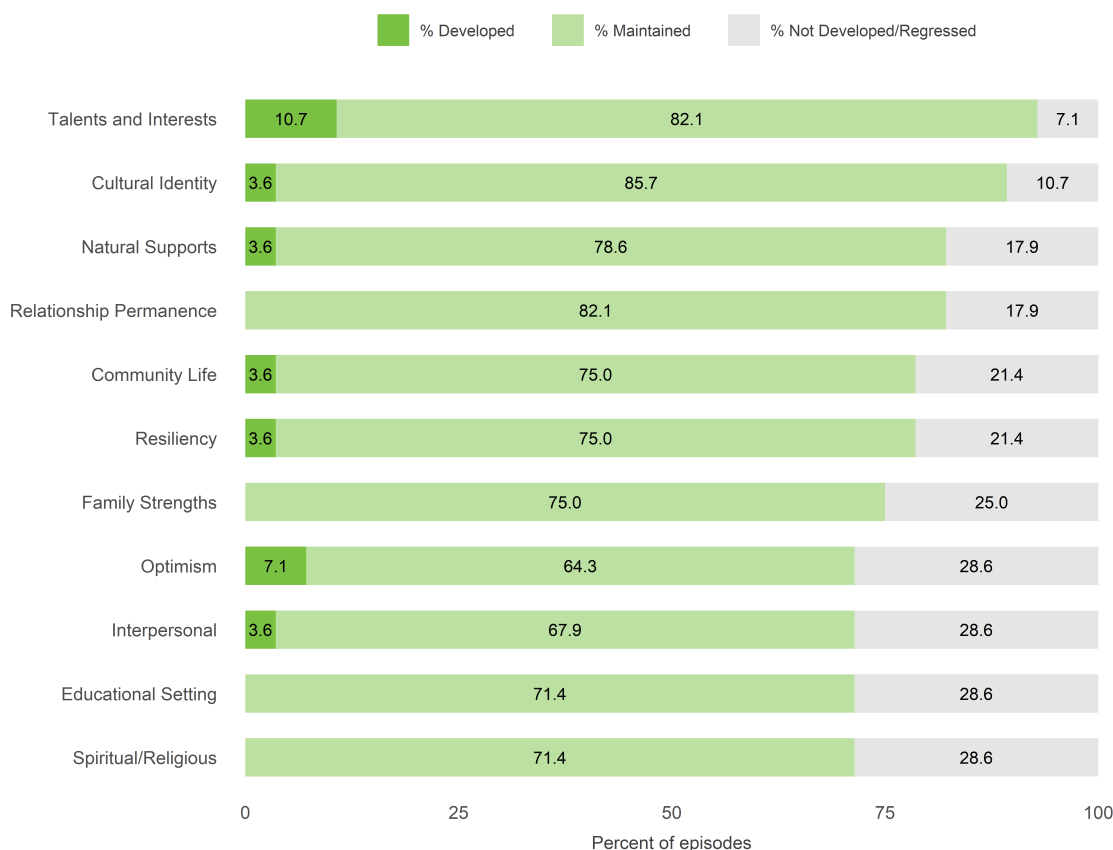
MAINTAINED

Strength item that was rated as 0 or 1 at Time 1 and the child/youth maintained it as 0 or 1 at Time 2

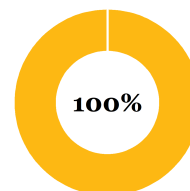
NOT DEVELOPED/REGRESSED

Strength item that was rated as 2 or 3 at Time 1 and Time 2, or was rated as 0 or 1 at Time 1 and 2 or 3 at Time 2

CANS pairs for 6 thru 20: 28



Percent of episodes for which at least two useful or centerpiece strengths were maintained and/or developed



*The two most recent CANS are included for each child/youth episode, with the most recent CANS occurring during the reporting period. Only CANS with a minimum of 8 months of treatment between assessments are included. In the bar charts, items with no data shown do not have a CANS pair.

OTTP SOAR (38KZ5)

FY22-23 Q4 Performance Objective CYF-2 Strengths Outcomes Item-Level Report

7/1/2022 - 6/30/2023

The charts below display the Strengths items from the CANS. The stacked bars represent the total number of episodes for which at least two useful or centerpiece strengths were developed or maintained.*

Mean number of months between CANS: 10.4 • Median number of months between CANS: 10.2

Number of children/youth: 1 • Number of CANS pairs in this report: 1

Number of CANS pairs with strengths developed: 0 • Number of CANS pairs with strengths maintained: 1

DEVELOPED

Strength item that was rated as 2 or 3 at Time 1 and the child/youth was helped to develop it into a 0 or 1 at Time 2

MAINTAINED

Strength item that was rated as 0 or 1 at Time 1 and the child/youth maintained it as 0 or 1 at Time 2

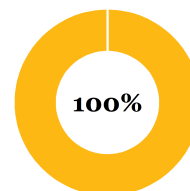
NOT DEVELOPED/REGRESSED

Strength item that was rated as 2 or 3 at Time 1 and Time 2, or was rated as 0 or 1 at Time 1 and 2 or 3 at Time 2

CANS pairs for 6 thru 20: 1



Percent of episodes for which at least two
useful or centerpiece strengths were
maintained and/or developed



*The two most recent CANS are included for each child/youth episode, with the most recent CANS occurring during the reporting period. Only CANS with a minimum of 8 months of treatment between assessments are included. In the bar charts, items with no data shown do not have a CANS pair.

Richmond Area Multi-Services CYF (38947)

FY22-23 Q4 Performance Objective CYF-2 Strengths Outcomes Item-Level Report

7/1/2022 - 6/30/2023

The charts below display the Strengths items from the CANS. The stacked bars represent the total number of episodes for which at least two useful or centerpiece strengths were developed or maintained.*

Mean number of months between CANS: 11.1 • Median number of months between CANS: 11.2

Number of children/youth: 104 • Number of CANS pairs in this report: 104

Number of CANS pairs with strengths developed: 19 • Number of CANS pairs with strengths maintained: 102

DEVELOPED

Strength item that was rated as 2 or 3 at Time 1 and the child/youth was helped to develop it into a 0 or 1 at Time 2

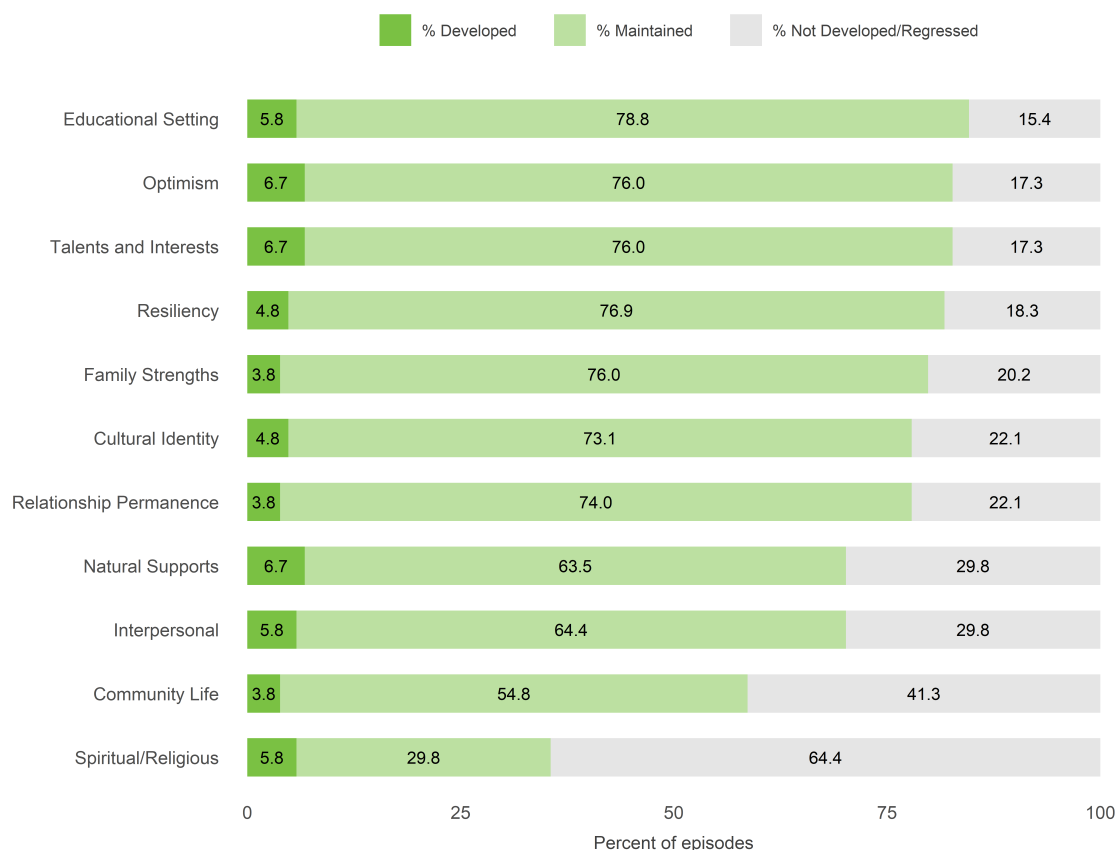
MAINTAINED

Strength item that was rated as 0 or 1 at Time 1 and the child/youth maintained it as 0 or 1 at Time 2

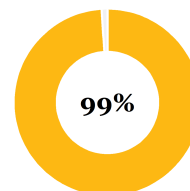
NOT DEVELOPED/REGRESSED

Strength item that was rated as 2 or 3 at Time 1 and Time 2, or was rated as 0 or 1 at Time 1 and 2 or 3 at Time 2

CANS pairs for 6 thru 20: 104



Percent of episodes for which at least two useful or centerpiece strengths were maintained and/or developed



*The two most recent CANS are included for each child/youth episode, with the most recent CANS occurring during the reporting period. Only CANS with a minimum of 8 months of treatment between assessments are included. In the bar charts, items with no data shown do not have a CANS pair.

Richmond Area Multi-Services SED (3894SD)

FY22-23 Q4 Performance Objective CYF-2 Strengths Outcomes Item-Level Report

7/1/2022 - 6/30/2023

The charts below display the Strengths items from the CANS. The stacked bars represent the total number of episodes for which at least two useful or centerpiece strengths were developed or maintained.*

Mean number of months between CANS: 10.9 • Median number of months between CANS: 10.6

Number of children/youth: 25 • Number of CANS pairs in this report: 25

Number of CANS pairs with strengths developed: 3 • Number of CANS pairs with strengths maintained: 21

DEVELOPED

Strength item that was rated as 2 or 3 at Time 1 and the child/youth was helped to develop it into a 0 or 1 at Time 2

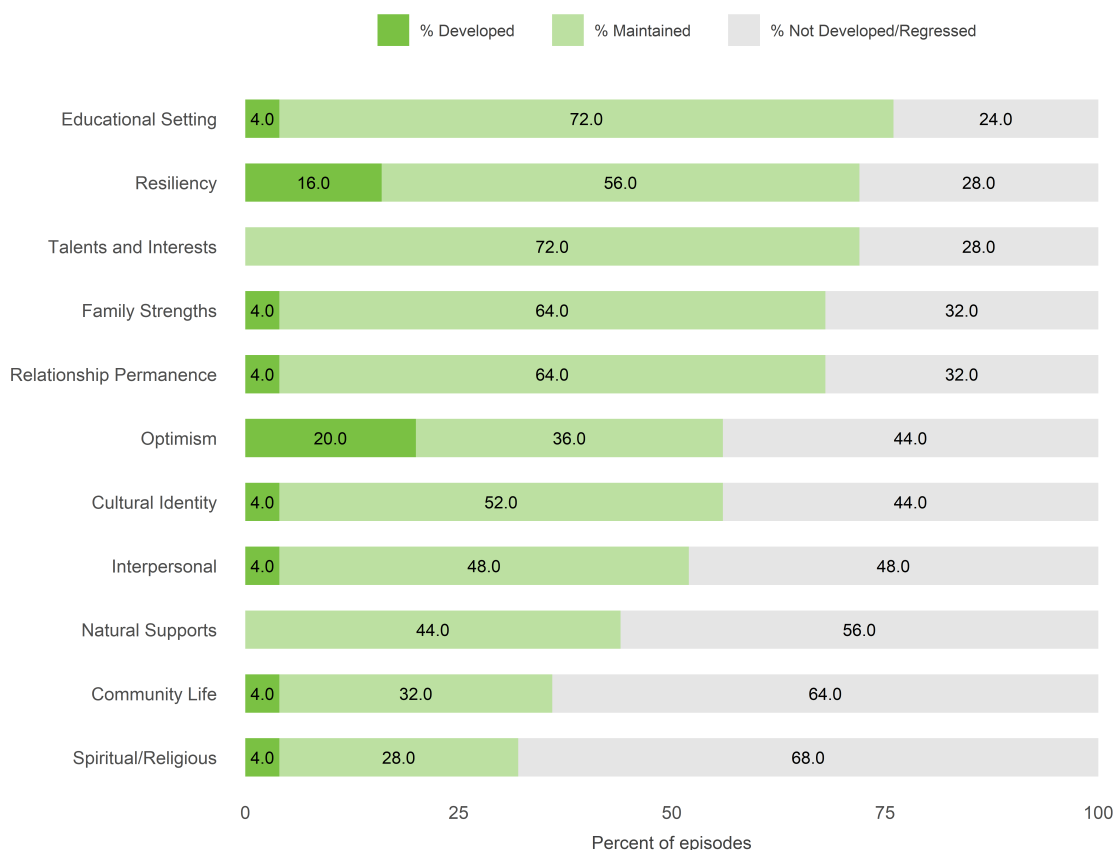
MAINTAINED

Strength item that was rated as 0 or 1 at Time 1 and the child/youth maintained it as 0 or 1 at Time 2

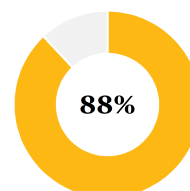
NOT DEVELOPED/REGRESSED

Strength item that was rated as 2 or 3 at Time 1 and Time 2, or was rated as 0 or 1 at Time 1 and 2 or 3 at Time 2

CANS pairs for 6 thru 20: 25



Percent of episodes for which at least two useful or centerpiece strengths were maintained and/or developed



*The two most recent CANS are included for each child/youth episode, with the most recent CANS occurring during the reporting period. Only CANS with a minimum of 8 months of treatment between assessments are included. In the bar charts, items with no data shown do not have a CANS pair.

Richmond Area Multi-Services Wellness (38946)

FY22-23 Q4 Performance Objective CYF-2 Strengths Outcomes Item-Level Report

7/1/2022 - 6/30/2023

The charts below display the Strengths items from the CANS. The stacked bars represent the total number of episodes for which at least two useful or centerpiece strengths were developed or maintained.*

Mean number of months between CANS: 10.6 • Median number of months between CANS: 10.5

Number of children/youth: 6 • Number of CANS pairs in this report: 6

Number of CANS pairs with strengths developed: 2 • Number of CANS pairs with strengths maintained: 5

DEVELOPED

Strength item that was rated as 2 or 3 at Time 1 and the child/youth was helped to develop it into a 0 or 1 at Time 2

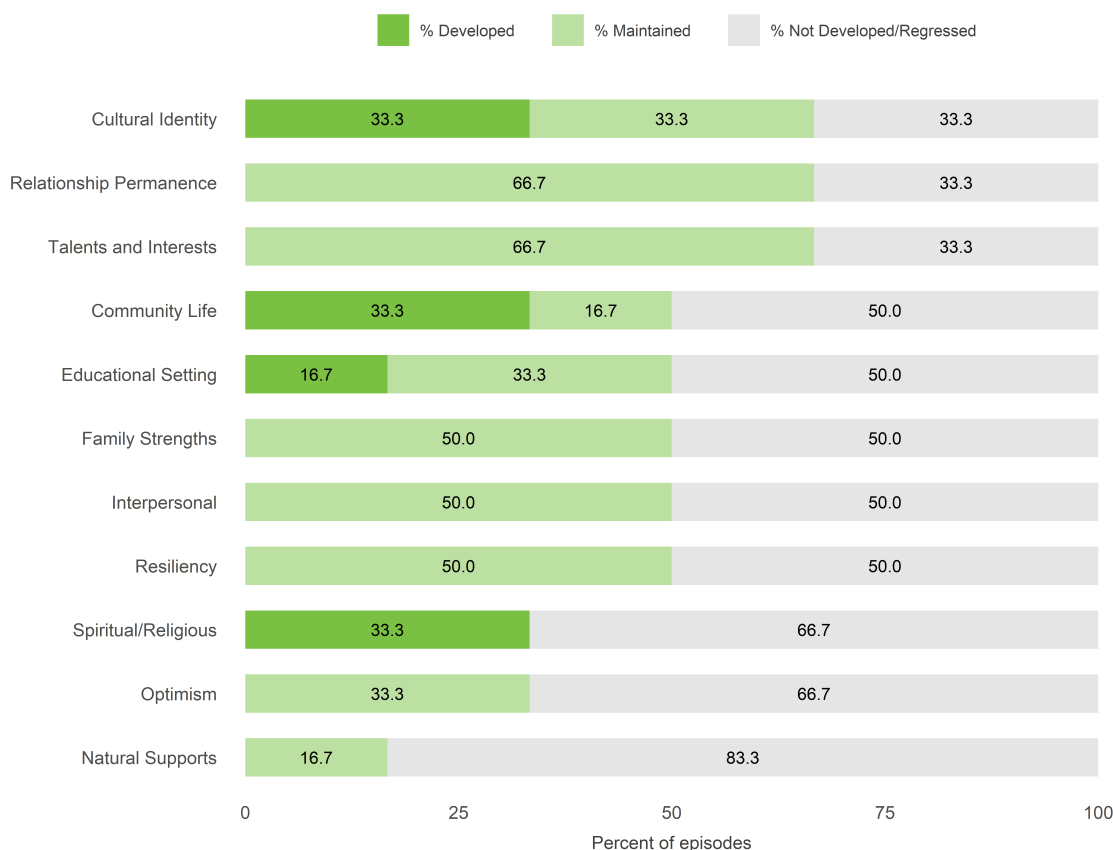
MAINTAINED

Strength item that was rated as 0 or 1 at Time 1 and the child/youth maintained it as 0 or 1 at Time 2

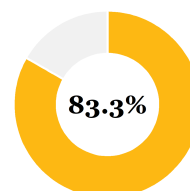
NOT DEVELOPED/REGRESSED

Strength item that was rated as 2 or 3 at Time 1 and Time 2, or was rated as 0 or 1 at Time 1 and 2 or 3 at Time 2

CANS pairs for 6 thru 20: 6



Percent of episodes for which at least two useful or centerpiece strengths were maintained and/or developed



*The two most recent CANS are included for each child/youth episode, with the most recent CANS occurring during the reporting period. Only CANS with a minimum of 8 months of treatment between assessments are included. In the bar charts, items with no data shown do not have a CANS pair.

Safe and Sound (38HROP)

FY22-23 Q4 Performance Objective CYF-2 Strengths Outcomes Item-Level Report

7/1/2022 - 6/30/2023

The charts below display the Strengths items from the CANS. The stacked bars represent the total number of episodes for which at least two useful or centerpiece strengths were developed or maintained.*

Mean number of months between CANS: 19.3 • Median number of months between CANS: 19.3

Number of children/youth: 4 • Number of CANS pairs in this report: 4

Number of CANS pairs with strengths developed: 2 • Number of CANS pairs with strengths maintained: 4

DEVELOPED

Strength item that was rated as 2 or 3 at Time 1 and the child/youth was helped to develop it into a 0 or 1 at Time 2

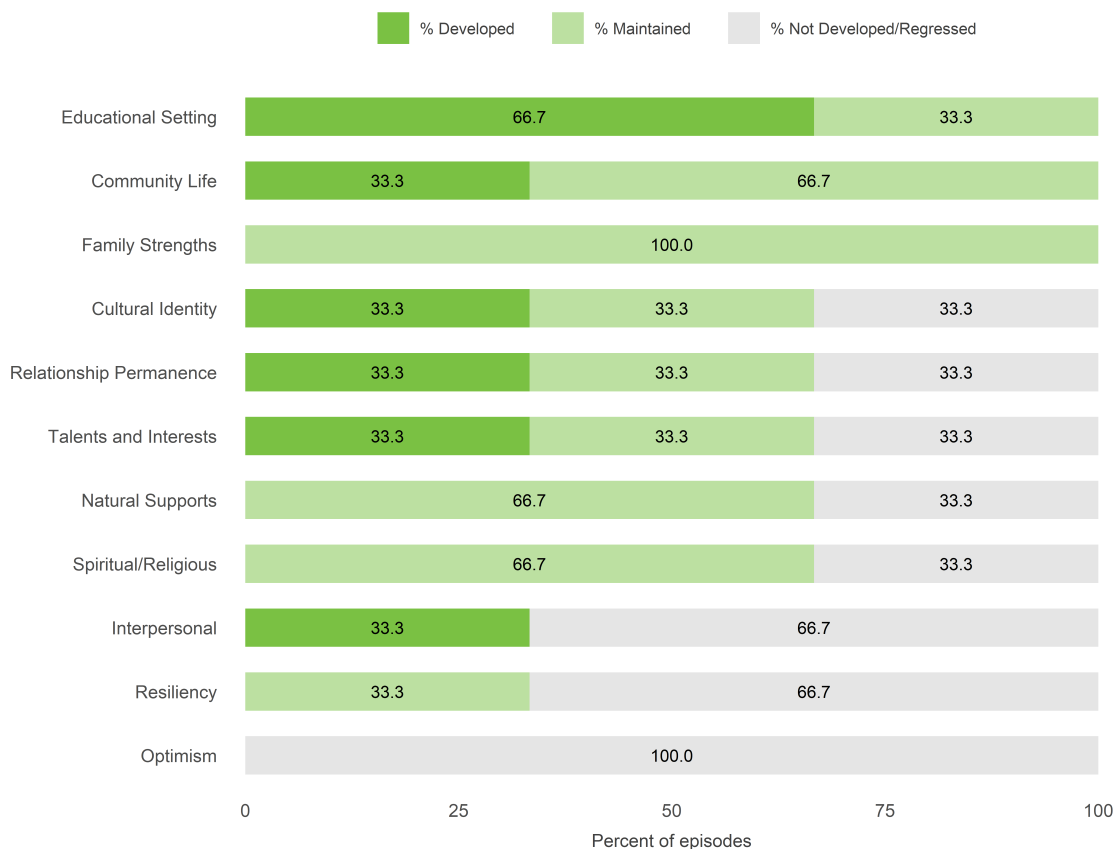
MAINTAINED

Strength item that was rated as 0 or 1 at Time 1 and the child/youth maintained it as 0 or 1 at Time 2

NOT DEVELOPED/REGRESSED

Strength item that was rated as 2 or 3 at Time 1 and Time 2, or was rated as 0 or 1 at Time 1 and 2 or 3 at Time 2

CANS pairs for 6 thru 20: 3



*The two most recent CANS are included for each child/youth episode, with the most recent CANS occurring during the reporting period. Only CANS with a minimum of 8 months of treatment between assessments are included. In the bar charts, items with no data shown do not have a CANS pair.

Safe and Sound (38HROP)

FY22-23 Q4 Performance Objective CYF-2 Strengths Outcomes Item-Level Report

7/1/2022 - 6/30/2023

DEVELOPED

Strength item that was rated as 2 or 3 at Time 1 and the child/youth was helped to develop it into a 0 or 1 at Time 2

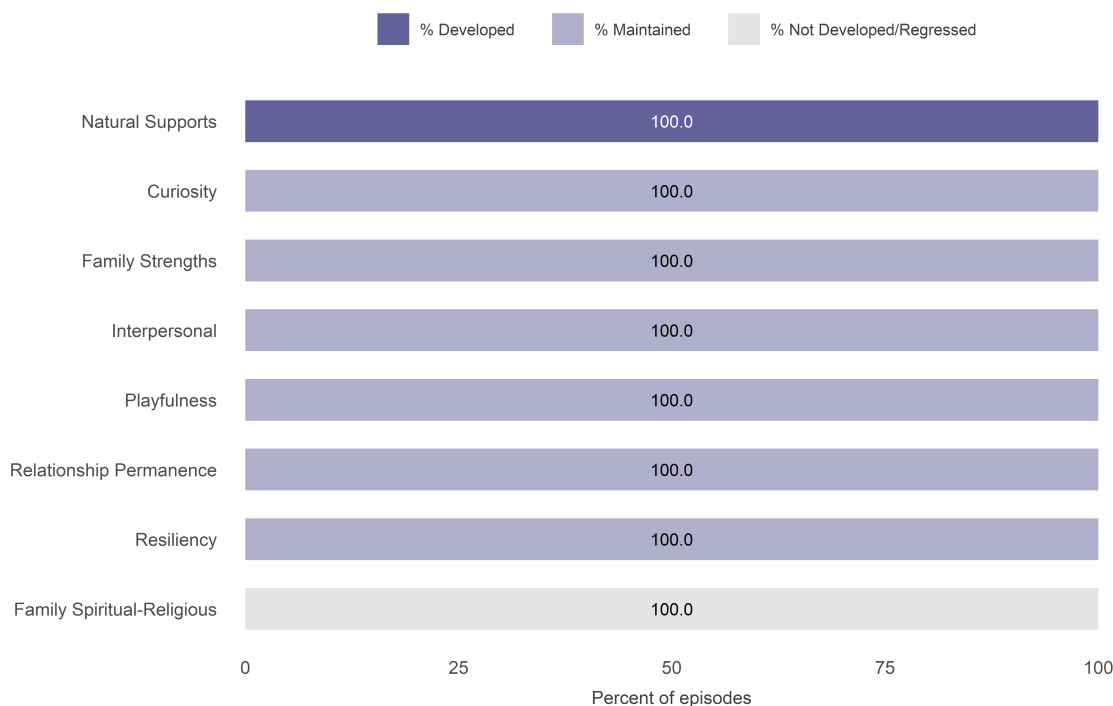
MAINTAINED

Strength item that was rated as 0 or 1 at Time 1 and the child/youth maintained it as 0 or 1 at Time 2

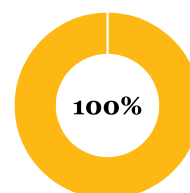
NOT DEVELOPED/REGRESSED

Strength item that was rated as 2 or 3 at Time 1 and Time 2, or was rated as 0 or 1 at Time 1 and 2 or 3 at Time 2

CANS pairs for 0 thru 5: 1



Percent of episodes for which at least two useful or centerpiece strengths were maintained and/or developed



Seneca Compass Petaluma (38K7CO)

FY22-23 Q4 Performance Objective CYF-2 Strengths Outcomes Item-Level Report

7/1/2022 - 6/30/2023

The charts below display the Strengths items from the CANS. The stacked bars represent the total number of episodes for which at least two useful or centerpiece strengths were developed or maintained.*

Mean number of months between CANS: 9.7 • Median number of months between CANS: 9.3

Number of children/youth: 1 • Number of CANS pairs in this report: 1

Number of CANS pairs with strengths developed: 0 • Number of CANS pairs with strengths maintained: 1

DEVELOPED

Strength item that was rated as 2 or 3 at Time 1 and the child/youth was helped to develop it into a 0 or 1 at Time 2

MAINTAINED

Strength item that was rated as 0 or 1 at Time 1 and the child/youth maintained it as 0 or 1 at Time 2

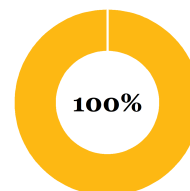
NOT DEVELOPED/REGRESSED

Strength item that was rated as 2 or 3 at Time 1 and Time 2, or was rated as 0 or 1 at Time 1 and 2 or 3 at Time 2

CANS pairs for 6 thru 20: 1



Percent of episodes for which at least two
useful or centerpiece strengths were
maintained and/or developed



*The two most recent CANS are included for each child/youth episode, with the most recent CANS occurring during the reporting period. Only CANS with a minimum of 8 months of treatment between assessments are included. In the bar charts, items with no data shown do not have a CANS pair.

Seneca Connections (38CQ3)

FY22-23 Q4 Performance Objective CYF-2 Strengths Outcomes Item-Level Report

7/1/2022 - 6/30/2023

The charts below display the Strengths items from the CANS. The stacked bars represent the total number of episodes for which at least two useful or centerpiece strengths were developed or maintained.*

Mean number of months between CANS: 12.5 • Median number of months between CANS: 12.5

Number of children/youth: 7 • Number of CANS pairs in this report: 7

Number of CANS pairs with strengths developed: 0 • Number of CANS pairs with strengths maintained: 6

DEVELOPED

Strength item that was rated as 2 or 3 at Time 1 and the child/youth was helped to develop it into a 0 or 1 at Time 2

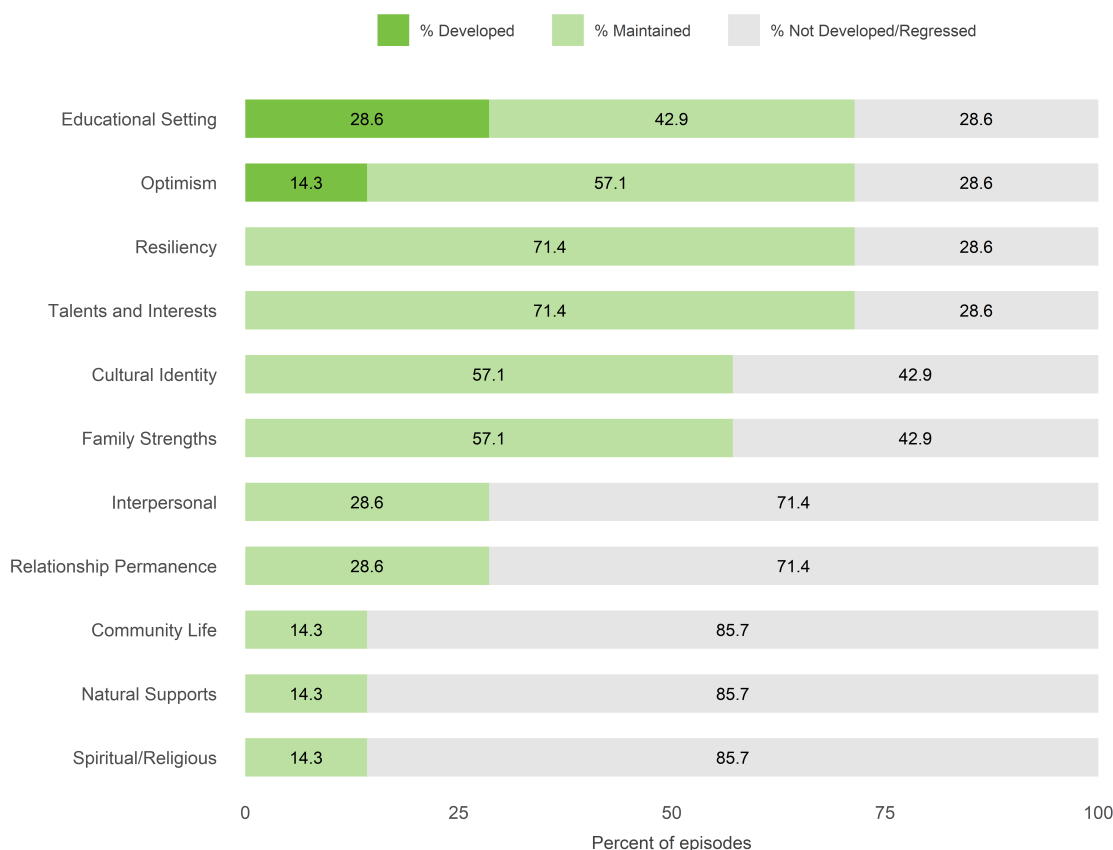
MAINTAINED

Strength item that was rated as 0 or 1 at Time 1 and the child/youth maintained it as 0 or 1 at Time 2

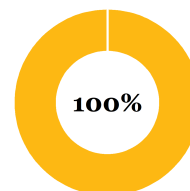
NOT DEVELOPED/REGRESSED

Strength item that was rated as 2 or 3 at Time 1 and Time 2, or was rated as 0 or 1 at Time 1 and 2 or 3 at Time 2

CANS pairs for 6 thru 20: 7



Percent of episodes for which at least two useful or centerpiece strengths were maintained and/or developed



*The two most recent CANS are included for each child/youth episode, with the most recent CANS occurring during the reporting period. Only CANS with a minimum of 8 months of treatment between assessments are included. In the bar charts, items with no data shown do not have a CANS pair.

Seneca DBT (38KTD)

FY22-23 Q4 Performance Objective CYF-2 Strengths Outcomes Item-Level Report

7/1/2022 - 6/30/2023

The charts below display the Strengths items from the CANS. The stacked bars represent the total number of episodes for which at least two useful or centerpiece strengths were developed or maintained.*

Mean number of months between CANS: 12.1 • Median number of months between CANS: 12.2

Number of children/youth: 28 • Number of CANS pairs in this report: 28

Number of CANS pairs with strengths developed: 6 • Number of CANS pairs with strengths maintained: 28

DEVELOPED

Strength item that was rated as 2 or 3 at Time 1 and the child/youth was helped to develop it into a 0 or 1 at Time 2

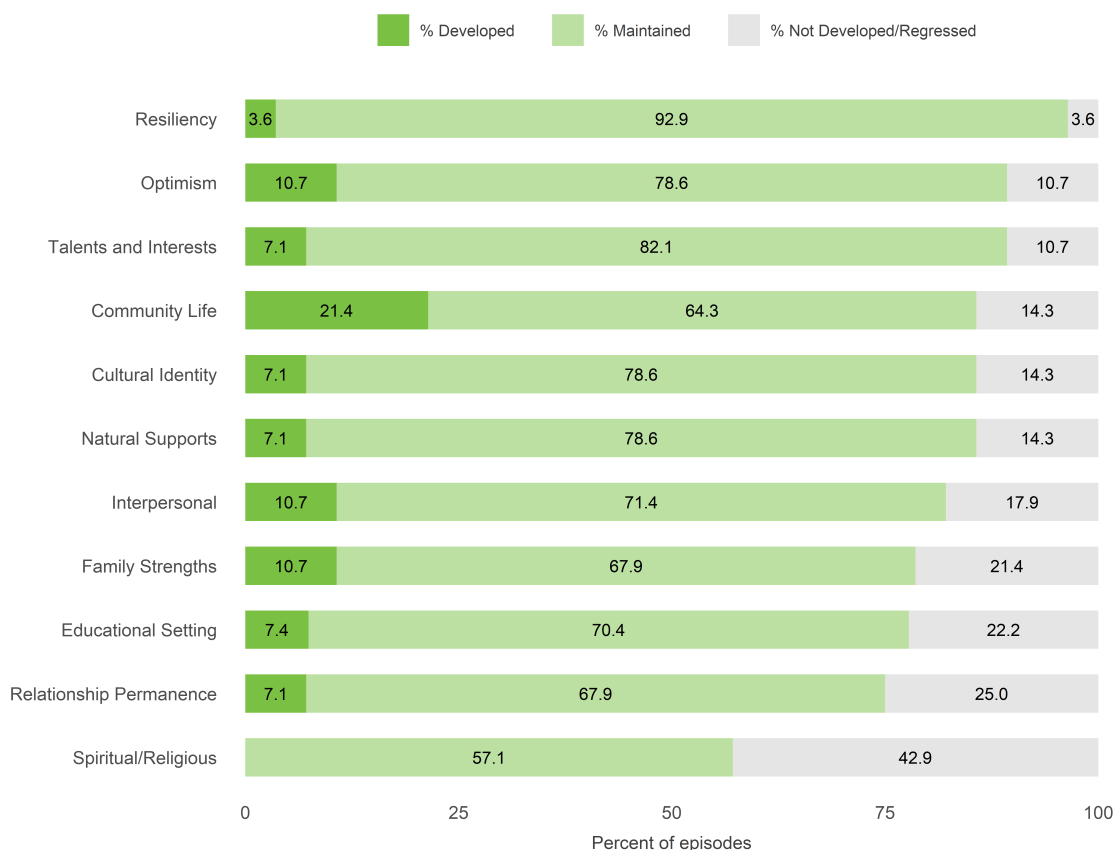
MAINTAINED

Strength item that was rated as 0 or 1 at Time 1 and the child/youth maintained it as 0 or 1 at Time 2

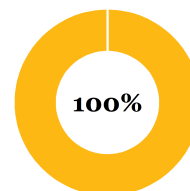
NOT DEVELOPED/REGRESSED

Strength item that was rated as 2 or 3 at Time 1 and Time 2, or was rated as 0 or 1 at Time 1 and 2 or 3 at Time 2

CANS pairs for 6 thru 20: 28



Percent of episodes for which at least two useful or centerpiece strengths were maintained and/or developed



*The two most recent CANS are included for each child/youth episode, with the most recent CANS occurring during the reporting period. Only CANS with a minimum of 8 months of treatment between assessments are included. In the bar charts, items with no data shown do not have a CANS pair.

Seneca ITFC (38CQ6)

FY22-23 Q4 Performance Objective CYF-2 Strengths Outcomes Item-Level Report

7/1/2022 - 6/30/2023

The charts below display the Strengths items from the CANS. The stacked bars represent the total number of episodes for which at least two useful or centerpiece strengths were developed or maintained.*

Mean number of months between CANS: 11.1 • Median number of months between CANS: 11.1

Number of children/youth: 7 • Number of CANS pairs in this report: 7

Number of CANS pairs with strengths developed: 4 • Number of CANS pairs with strengths maintained: 7

DEVELOPED

Strength item that was rated as 2 or 3 at Time 1 and the child/youth was helped to develop it into a 0 or 1 at Time 2

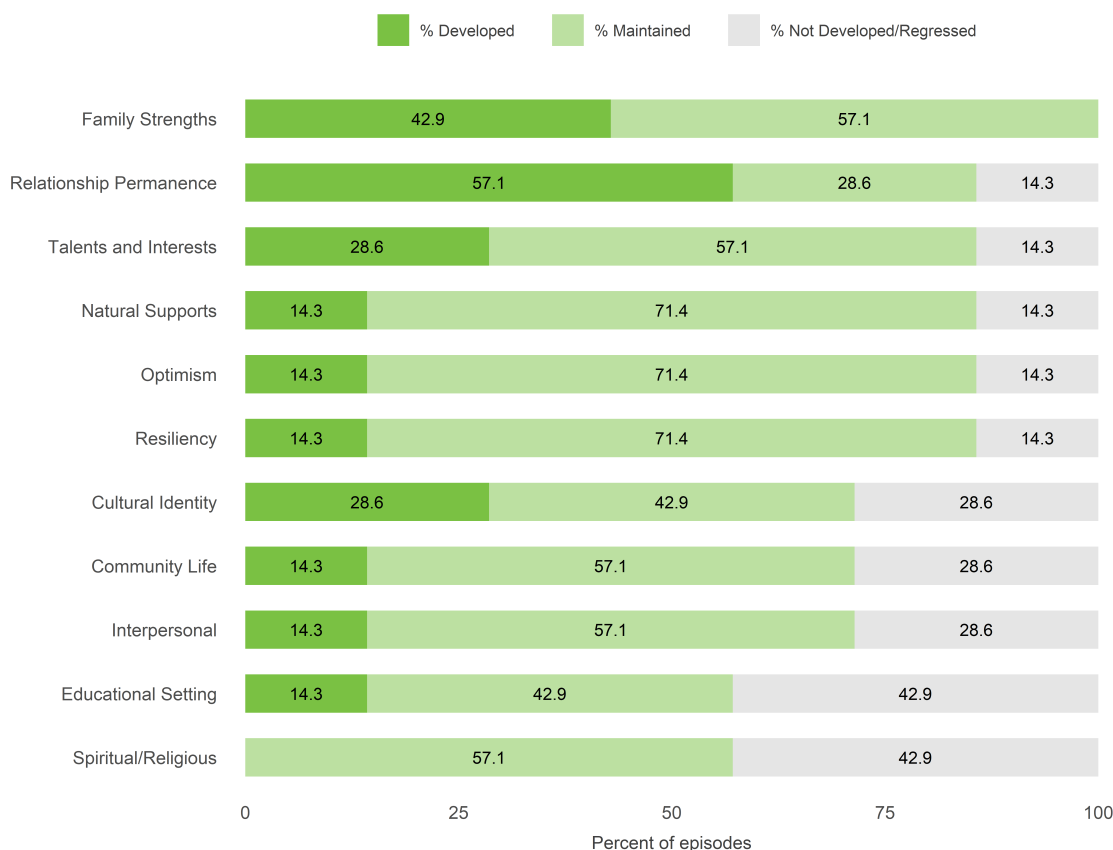
MAINTAINED

Strength item that was rated as 0 or 1 at Time 1 and the child/youth maintained it as 0 or 1 at Time 2

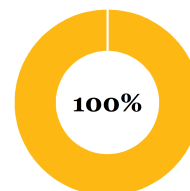
NOT DEVELOPED/REGRESSED

Strength item that was rated as 2 or 3 at Time 1 and Time 2, or was rated as 0 or 1 at Time 1 and 2 or 3 at Time 2

CANS pairs for 6 thru 20: 7



Percent of episodes for which at least two useful or centerpiece strengths were maintained and/or developed



*The two most recent CANS are included for each child/youth episode, with the most recent CANS occurring during the reporting period. Only CANS with a minimum of 8 months of treatment between assessments are included. In the bar charts, items with no data shown do not have a CANS pair.

Seneca James Baldwin Academy (8980OP)

FY22-23 Q4 Performance Objective CYF-2 Strengths Outcomes Item-Level Report

7/1/2022 - 6/30/2023

The charts below display the Strengths items from the CANS. The stacked bars represent the total number of episodes for which at least two useful or centerpiece strengths were developed or maintained.*

Mean number of months between CANS: 11.0 • Median number of months between CANS: 11.0

Number of children/youth: 34 • Number of CANS pairs in this report: 34

Number of CANS pairs with strengths developed: 8 • Number of CANS pairs with strengths maintained: 31

DEVELOPED

Strength item that was rated as 2 or 3 at Time 1 and the child/youth was helped to develop it into a 0 or 1 at Time 2

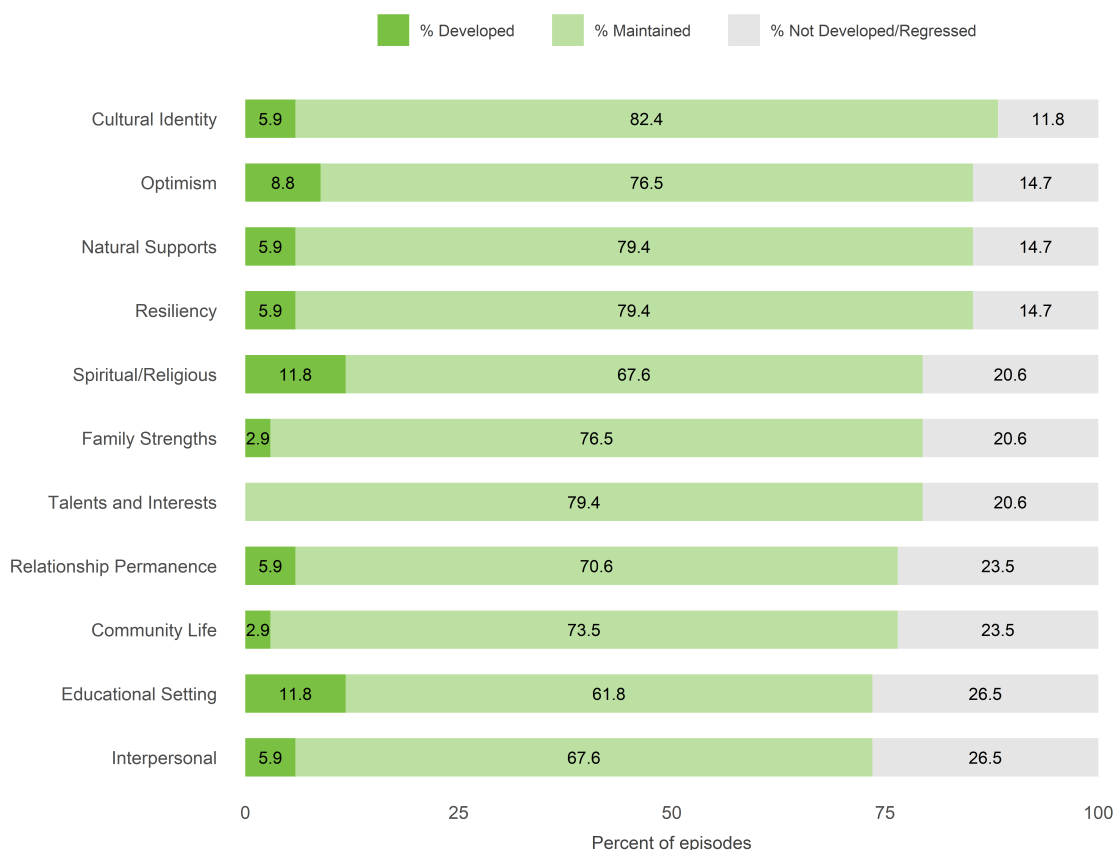
MAINTAINED

Strength item that was rated as 0 or 1 at Time 1 and the child/youth maintained it as 0 or 1 at Time 2

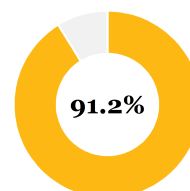
NOT DEVELOPED/REGRESSED

Strength item that was rated as 2 or 3 at Time 1 and Time 2, or was rated as 0 or 1 at Time 1 and 2 or 3 at Time 2

CANS pairs for 6 thru 20: 34



Percent of episodes for which at least two useful or centerpiece strengths were maintained and/or developed



*The two most recent CANS are included for each child/youth episode, with the most recent CANS occurring during the reporting period. Only CANS with a minimum of 8 months of treatment between assessments are included. In the bar charts, items with no data shown do not have a CANS pair.

Seneca Wraparound (38CQ4)

FY22-23 Q4 Performance Objective CYF-2 Strengths Outcomes Item-Level Report

7/1/2022 - 6/30/2023

The charts below display the Strengths items from the CANS. The stacked bars represent the total number of episodes for which at least two useful or centerpiece strengths were developed or maintained.*

Mean number of months between CANS: 12.1 • Median number of months between CANS: 11.9

Number of children/youth: 23 • Number of CANS pairs in this report: 23

Number of CANS pairs with strengths developed: 8 • Number of CANS pairs with strengths maintained: 20

DEVELOPED

Strength item that was rated as 2 or 3 at Time 1 and the child/youth was helped to develop it into a 0 or 1 at Time 2

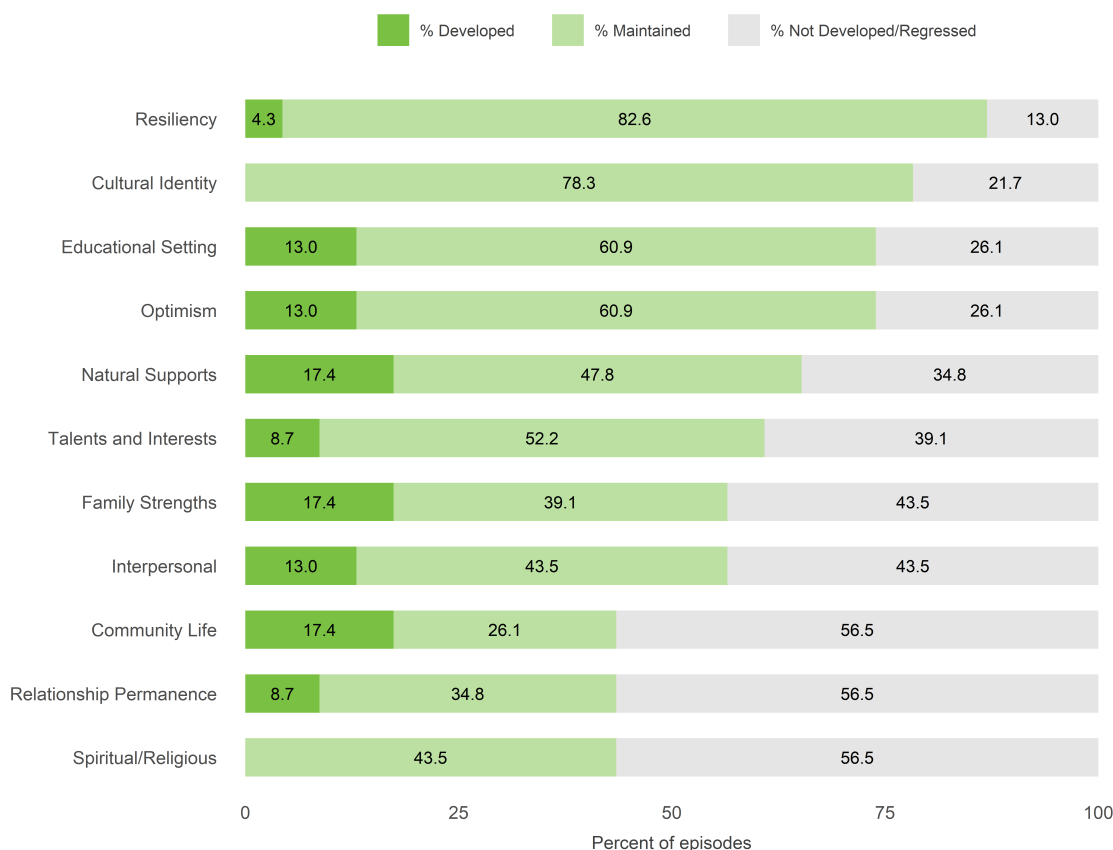
MAINTAINED

Strength item that was rated as 0 or 1 at Time 1 and the child/youth maintained it as 0 or 1 at Time 2

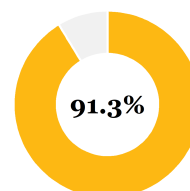
NOT DEVELOPED/REGRESSED

Strength item that was rated as 2 or 3 at Time 1 and Time 2, or was rated as 0 or 1 at Time 1 and 2 or 3 at Time 2

CANS pairs for 6 thru 20: 23



Percent of episodes for which at least two useful or centerpiece strengths were maintained and/or developed



*The two most recent CANS are included for each child/youth episode, with the most recent CANS occurring during the reporting period. Only CANS with a minimum of 8 months of treatment between assessments are included. In the bar charts, items with no data shown do not have a CANS pair.

SF Boys and Girls Shelter MH OP (38GC3)

FY22-23 Q4 Performance Objective CYF-2 Strengths Outcomes Item-Level Report

7/1/2022 - 6/30/2023

The charts below display the Strengths items from the CANS. The stacked bars represent the total number of episodes for which at least two useful or centerpiece strengths were developed or maintained.*

Mean number of months between CANS: 11.7 • Median number of months between CANS: 11.1

Number of children/youth: 1 • Number of CANS pairs in this report: 1

Number of CANS pairs with strengths developed: 0 • Number of CANS pairs with strengths maintained: 0

DEVELOPED

Strength item that was rated as 2 or 3 at Time 1 and the child/youth was helped to develop it into a 0 or 1 at Time 2

MAINTAINED

Strength item that was rated as 0 or 1 at Time 1 and the child/youth maintained it as 0 or 1 at Time 2

NOT DEVELOPED/REGRESSED

Strength item that was rated as 2 or 3 at Time 1 and Time 2, or was rated as 0 or 1 at Time 1 and 2 or 3 at Time 2

CANS pairs for 6 thru 20: 1



Percent of episodes for which at least two
useful or centerpiece strengths were
maintained and/or developed

0%

*The two most recent CANS are included for each child/youth episode, with the most recent CANS occurring during the reporting period. Only CANS with a minimum of 8 months of treatment between assessments are included. In the bar charts, items with no data shown do not have a CANS pair.

Southeast Child Family Therapy Center Blanken (38456)

FY22-23 Q4 Performance Objective CYF-2 Strengths Outcomes Item-Level Report

7/1/2022 - 6/30/2023

The charts below display the Strengths items from the CANS. The stacked bars represent the total number of episodes for which at least two useful or centerpiece strengths were developed or maintained.*

Mean number of months between CANS: 13.1 • Median number of months between CANS: 12.0

Number of children/youth: 70 • Number of CANS pairs in this report: 70

Number of CANS pairs with strengths developed: 6 • Number of CANS pairs with strengths maintained: 69

DEVELOPED

Strength item that was rated as 2 or 3 at Time 1 and the child/youth was helped to develop it into a 0 or 1 at Time 2

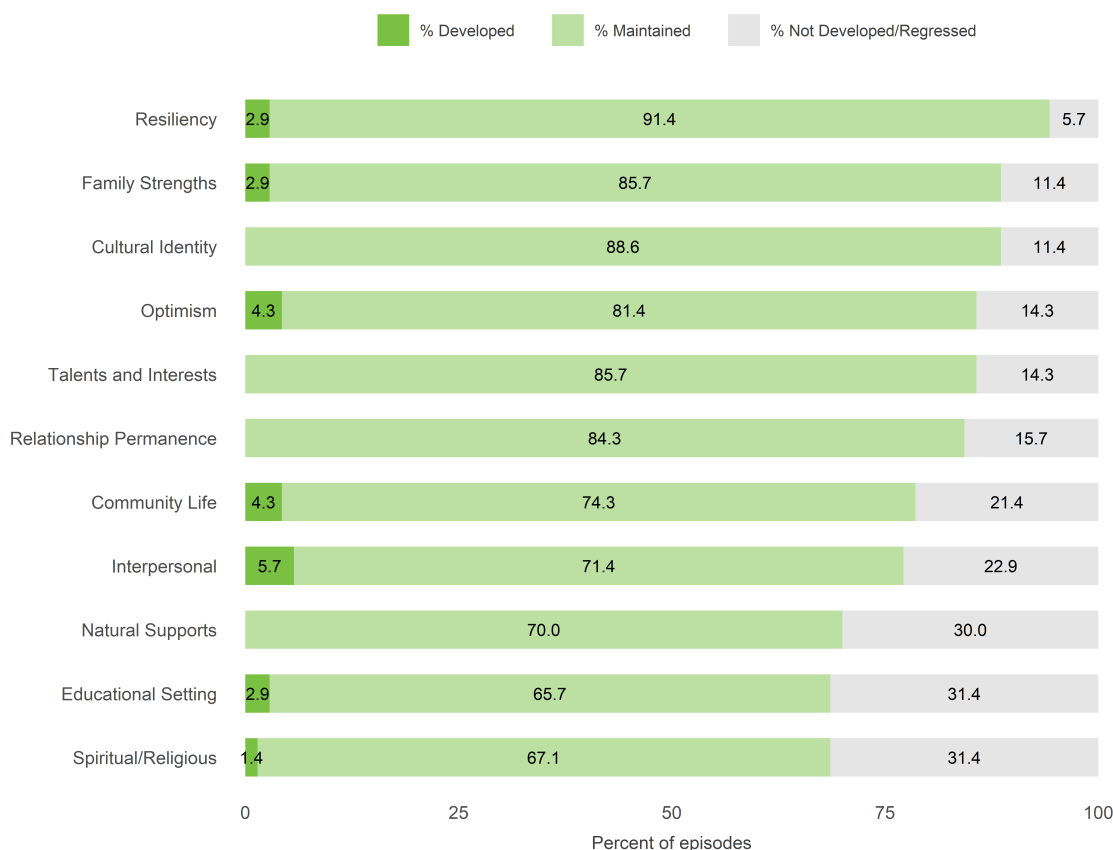
MAINTAINED

Strength item that was rated as 0 or 1 at Time 1 and the child/youth maintained it as 0 or 1 at Time 2

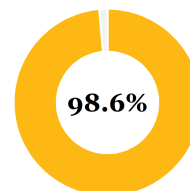
NOT DEVELOPED/REGRESSED

Strength item that was rated as 2 or 3 at Time 1 and Time 2, or was rated as 0 or 1 at Time 1 and 2 or 3 at Time 2

CANS pairs for 6 thru 20: 70



Percent of episodes for which at least two useful or centerpiece strengths were maintained and/or developed



*The two most recent CANS are included for each child/youth episode, with the most recent CANS occurring during the reporting period. Only CANS with a minimum of 8 months of treatment between assessments are included. In the bar charts, items with no data shown do not have a CANS pair.

Southeast Child Family Therapy Center Silver (38BB3)

FY22-23 Q4 Performance Objective CYF-2 Strengths Outcomes Item-Level Report

7/1/2022 - 6/30/2023

The charts below display the Strengths items from the CANS. The stacked bars represent the total number of episodes for which at least two useful or centerpiece strengths were developed or maintained.*

Mean number of months between CANS: 13.1 • Median number of months between CANS: 12.2

Number of children/youth: 21 • Number of CANS pairs in this report: 21

Number of CANS pairs with strengths developed: 4 • Number of CANS pairs with strengths maintained: 21

DEVELOPED

Strength item that was rated as 2 or 3 at Time 1 and the child/youth was helped to develop it into a 0 or 1 at Time 2

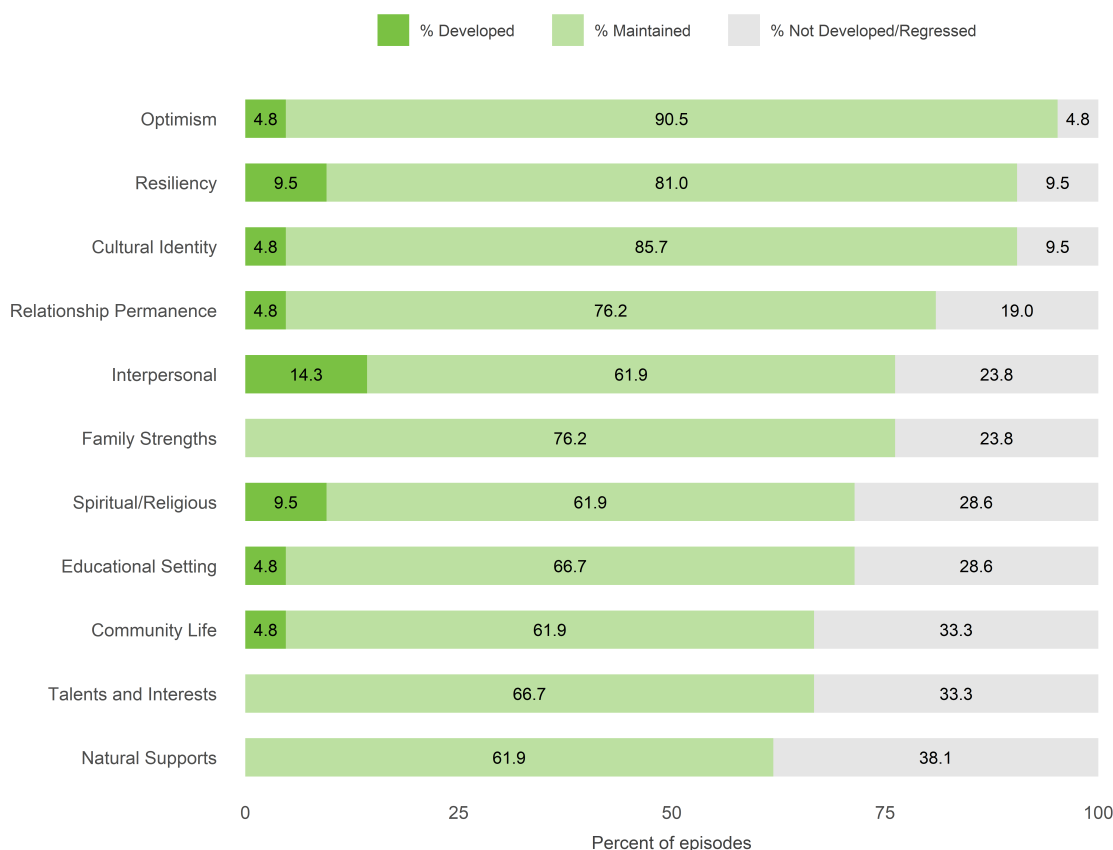
MAINTAINED

Strength item that was rated as 0 or 1 at Time 1 and the child/youth maintained it as 0 or 1 at Time 2

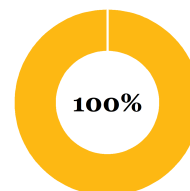
NOT DEVELOPED/REGRESSED

Strength item that was rated as 2 or 3 at Time 1 and Time 2, or was rated as 0 or 1 at Time 1 and 2 or 3 at Time 2

CANS pairs for 6 thru 20: 21



Percent of episodes for which at least two useful or centerpiece strengths were maintained and/or developed



*The two most recent CANS are included for each child/youth episode, with the most recent CANS occurring during the reporting period. Only CANS with a minimum of 8 months of treatment between assessments are included. In the bar charts, items with no data shown do not have a CANS pair.

Special Service for Groups OTTP (38KZ2)

FY22-23 Q4 Performance Objective CYF-2 Strengths Outcomes Item-Level Report

7/1/2022 - 6/30/2023

The charts below display the Strengths items from the CANS. The stacked bars represent the total number of episodes for which at least two useful or centerpiece strengths were developed or maintained.*

Mean number of months between CANS: 11.3 • Median number of months between CANS: 11.6

Number of children/youth: 82 • Number of CANS pairs in this report: 82

Number of CANS pairs with strengths developed: 17 • Number of CANS pairs with strengths maintained: 78

DEVELOPED

Strength item that was rated as 2 or 3 at Time 1 and the child/youth was helped to develop it into a 0 or 1 at Time 2

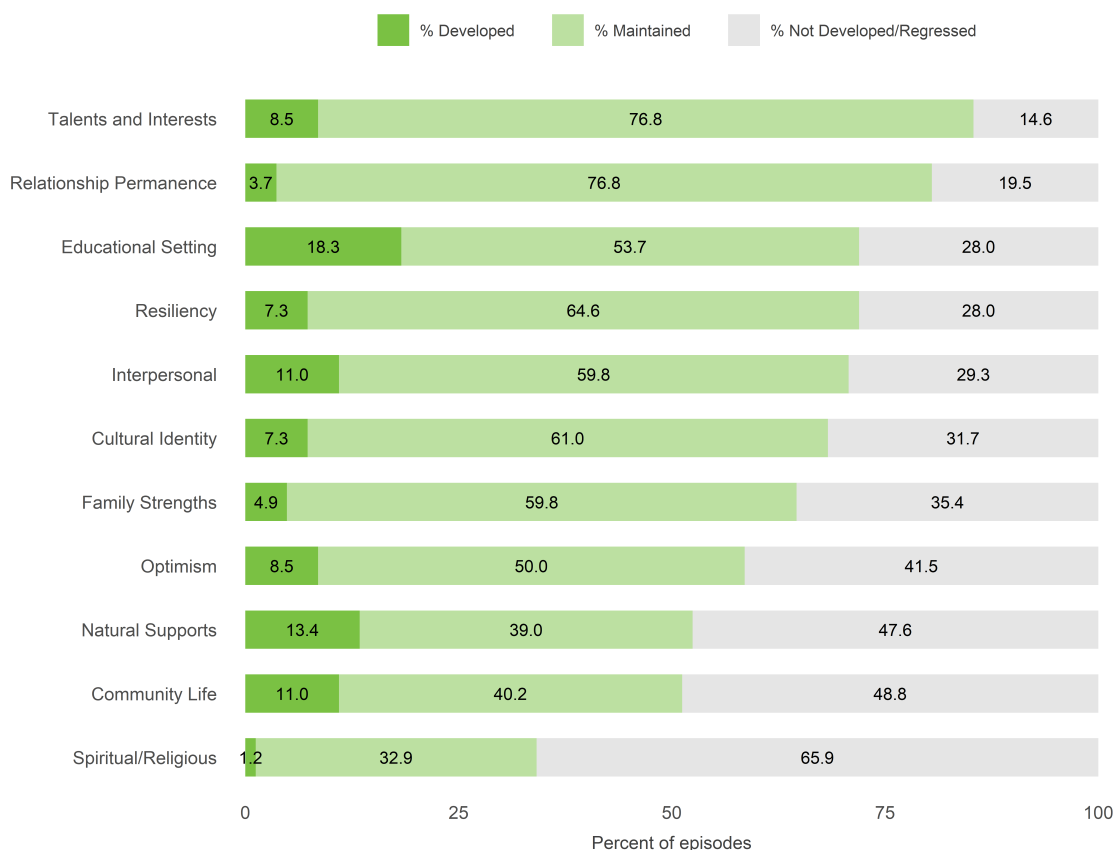
MAINTAINED

Strength item that was rated as 0 or 1 at Time 1 and the child/youth maintained it as 0 or 1 at Time 2

NOT DEVELOPED/REGRESSED

Strength item that was rated as 2 or 3 at Time 1 and Time 2, or was rated as 0 or 1 at Time 1 and 2 or 3 at Time 2

CANS pairs for 6 thru 20: 82



Percent of episodes for which at least two useful or centerpiece strengths were maintained and/or developed

97.6%

*The two most recent CANS are included for each child/youth episode, with the most recent CANS occurring during the reporting period. Only CANS with a minimum of 8 months of treatment between assessments are included. In the bar charts, items with no data shown do not have a CANS pair.

Sunset Mental Health Services (38826)

FY22-23 Q4 Performance Objective CYF-2 Strengths Outcomes Item-Level Report

7/1/2022 - 6/30/2023

The charts below display the Strengths items from the CANS. The stacked bars represent the total number of episodes for which at least two useful or centerpiece strengths were developed or maintained.*

Mean number of months between CANS: 16.2 • Median number of months between CANS: 17.1

Number of children/youth: 46 • Number of CANS pairs in this report: 46

Number of CANS pairs with strengths developed: 10 • Number of CANS pairs with strengths maintained: 46

DEVELOPED

Strength item that was rated as 2 or 3 at Time 1 and the child/youth was helped to develop it into a 0 or 1 at Time 2

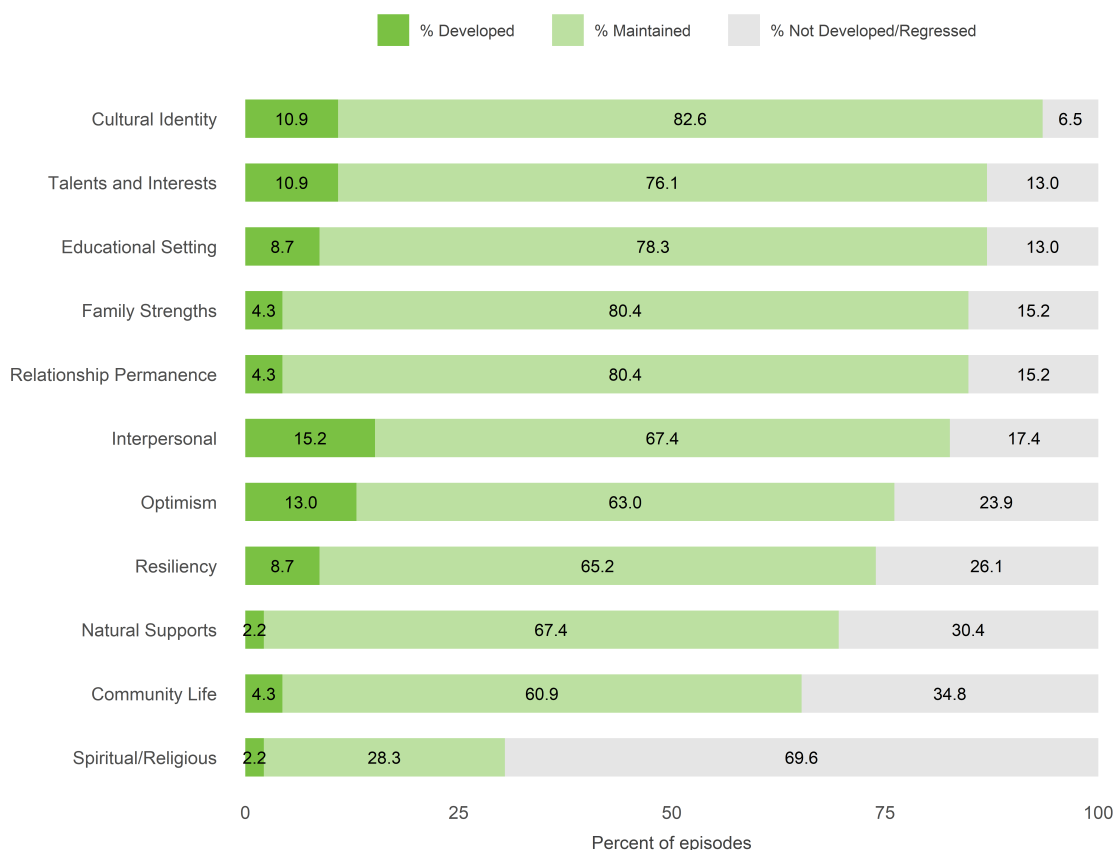
MAINTAINED

Strength item that was rated as 0 or 1 at Time 1 and the child/youth maintained it as 0 or 1 at Time 2

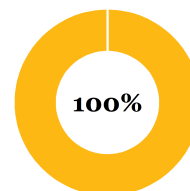
NOT DEVELOPED/REGRESSED

Strength item that was rated as 2 or 3 at Time 1 and Time 2, or was rated as 0 or 1 at Time 1 and 2 or 3 at Time 2

CANS pairs for 6 thru 20: 46



Percent of episodes for which at least two useful or centerpiece strengths were maintained and/or developed



*The two most recent CANS are included for each child/youth episode, with the most recent CANS occurring during the reporting period. Only CANS with a minimum of 8 months of treatment between assessments are included. In the bar charts, items with no data shown do not have a CANS pair.

Therapeutic Coll Assessment Prg (38AU2)

FY22-23 Q4 Performance Objective CYF-2 Strengths Outcomes Item-Level Report

7/1/2022 - 6/30/2023

The charts below display the Strengths items from the CANS. The stacked bars represent the total number of episodes for which at least two useful or centerpiece strengths were developed or maintained.*

Mean number of months between CANS: 11.8 • Median number of months between CANS: 11.8

Number of children/youth: 1 • Number of CANS pairs in this report: 1

Number of CANS pairs with strengths developed: 0 • Number of CANS pairs with strengths maintained: 1

DEVELOPED

Strength item that was rated as 2 or 3 at Time 1 and the child/youth was helped to develop it into a 0 or 1 at Time 2

MAINTAINED

Strength item that was rated as 0 or 1 at Time 1 and the child/youth maintained it as 0 or 1 at Time 2

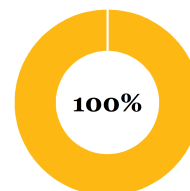
NOT DEVELOPED/REGRESSED

Strength item that was rated as 2 or 3 at Time 1 and Time 2, or was rated as 0 or 1 at Time 1 and 2 or 3 at Time 2

CANS pairs for 6 thru 20: 1



Percent of episodes for which at least two
useful or centerpiece strengths were
maintained and/or developed



*The two most recent CANS are included for each child/youth episode, with the most recent CANS occurring during the reporting period. Only CANS with a minimum of 8 months of treatment between assessments are included. In the bar charts, items with no data shown do not have a CANS pair.

UCSF CASARC (38C51)

FY22-23 Q4 Performance Objective CYF-2 Strengths Outcomes Item-Level Report

7/1/2022 - 6/30/2023

The charts below display the Strengths items from the CANS. The stacked bars represent the total number of episodes for which at least two useful or centerpiece strengths were developed or maintained.*

Mean number of months between CANS: 11.0 • Median number of months between CANS: 11.3

Number of children/youth: 16 • Number of CANS pairs in this report: 16

Number of CANS pairs with strengths developed: 3 • Number of CANS pairs with strengths maintained: 16

DEVELOPED

Strength item that was rated as 2 or 3 at Time 1 and the child/youth was helped to develop it into a 0 or 1 at Time 2

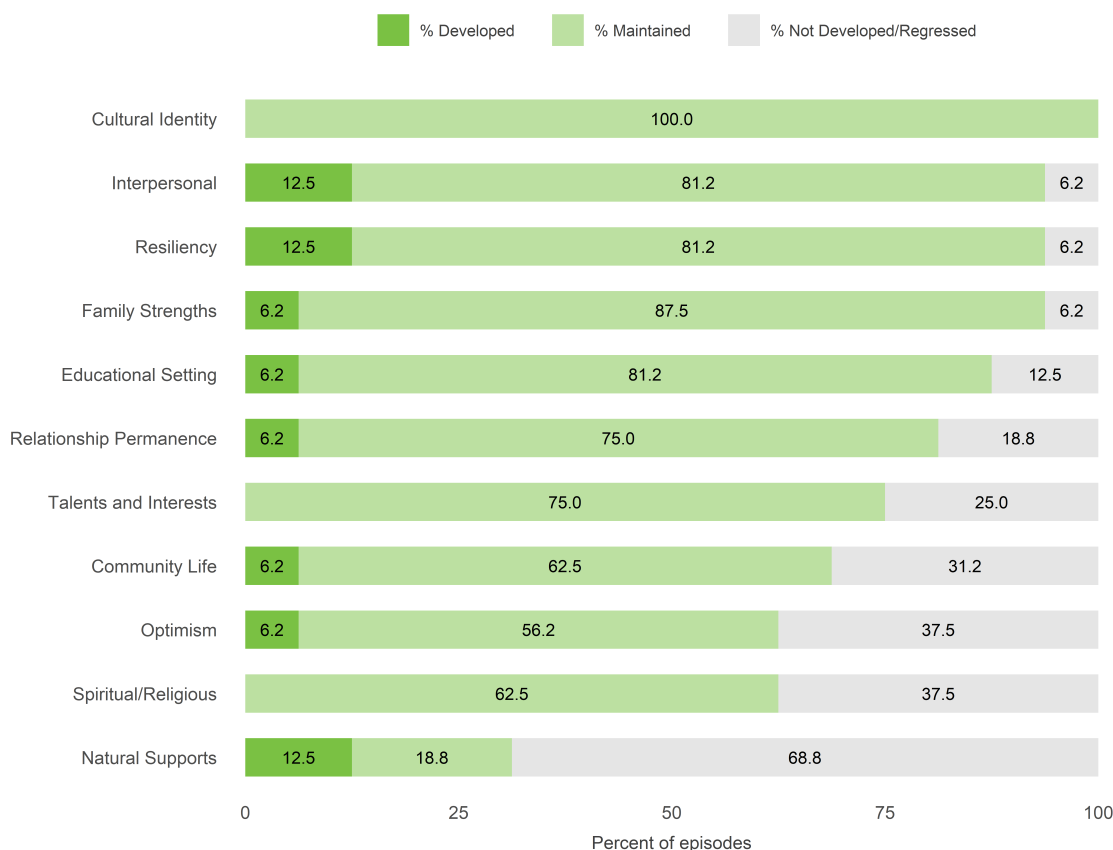
MAINTAINED

Strength item that was rated as 0 or 1 at Time 1 and the child/youth maintained it as 0 or 1 at Time 2

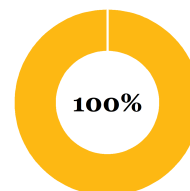
NOT DEVELOPED/REGRESSED

Strength item that was rated as 2 or 3 at Time 1 and Time 2, or was rated as 0 or 1 at Time 1 and 2 or 3 at Time 2

CANS pairs for 6 thru 20: 16



Percent of episodes for which at least two useful or centerpiece strengths were maintained and/or developed



*The two most recent CANS are included for each child/youth episode, with the most recent CANS occurring during the reporting period. Only CANS with a minimum of 8 months of treatment between assessments are included. In the bar charts, items with no data shown do not have a CANS pair.

UCSF Child and Adolescent Services (38C72)

FY22-23 Q4 Performance Objective CYF-2 Strengths Outcomes Item-Level Report

7/1/2022 - 6/30/2023

The charts below display the Strengths items from the CANS. The stacked bars represent the total number of episodes for which at least two useful or centerpiece strengths were developed or maintained.*

Mean number of months between CANS: 10.4 • Median number of months between CANS: 10.0

Number of children/youth: 39 • Number of CANS pairs in this report: 39

Number of CANS pairs with strengths developed: 11 • Number of CANS pairs with strengths maintained: 36

DEVELOPED

Strength item that was rated as 2 or 3 at Time 1 and the child/youth was helped to develop it into a 0 or 1 at Time 2

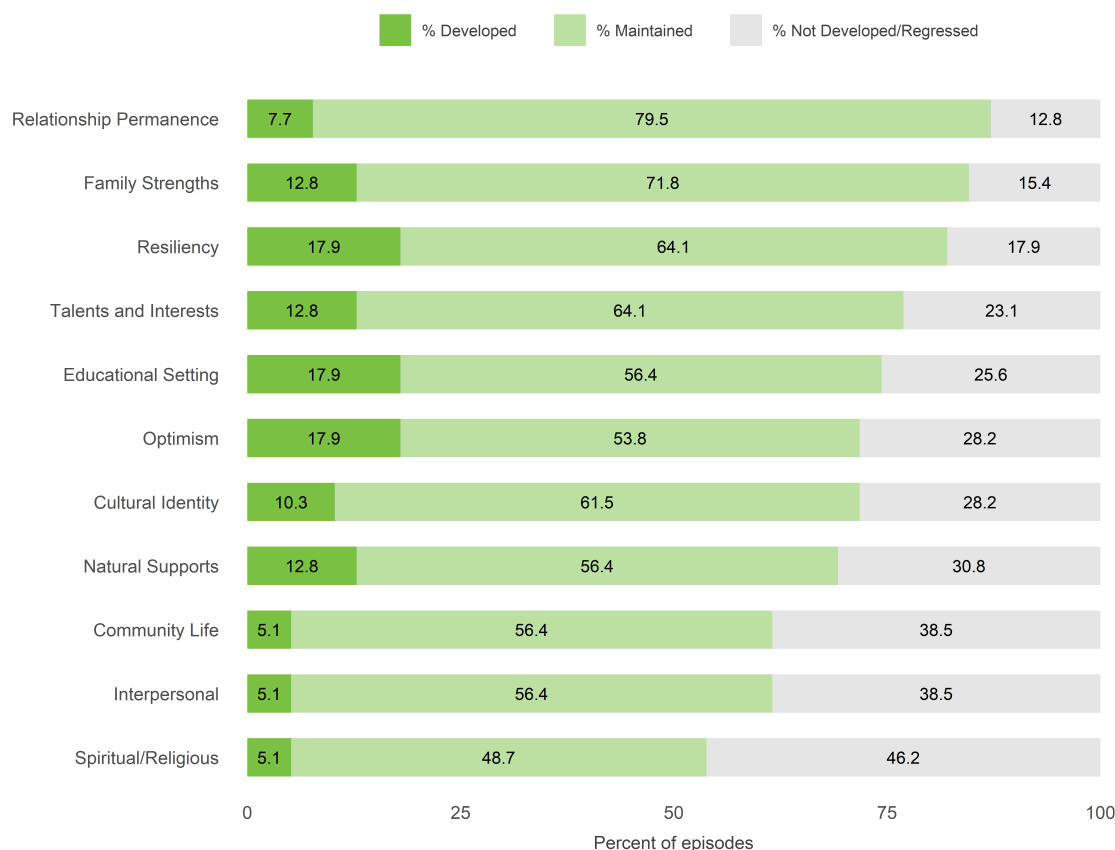
MAINTAINED

Strength item that was rated as 0 or 1 at Time 1 and the child/youth maintained it as 0 or 1 at Time 2

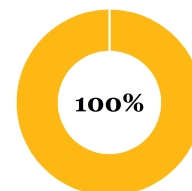
NOT DEVELOPED/REGRESSED

Strength item that was rated as 2 or 3 at Time 1 and Time 2, or was rated as 0 or 1 at Time 1 and 2 or 3 at Time 2

CANS pairs for 6 thru 20: 39



Percent of episodes for which at least two useful or centerpiece strengths were maintained and/or developed



*The two most recent CANS are included for each child/youth episode, with the most recent CANS occurring during the reporting period. Only CANS with a minimum of 8 months of treatment between assessments are included. In the bar charts, items with no data shown do not have a CANS pair.

UCSF Infant-Parent Program (38C84)

FY22-23 Q4 Performance Objective CYF-2 Strengths Outcomes Item-Level Report

7/1/2022 - 6/30/2023

The charts below display the Strengths items from the CANS. The stacked bars represent the total number of episodes for which at least two useful or centerpiece strengths were developed or maintained.*

Mean number of months between CANS: 10.7 • Median number of months between CANS: 11.8

Number of children/youth: 7 • Number of CANS pairs in this report: 7

Number of CANS pairs with strengths developed: 1 • Number of CANS pairs with strengths maintained: 7

DEVELOPED

Strength item that was rated as 2 or 3 at Time 1 and the child/youth was helped to develop it into a 0 or 1 at Time 2

MAINTAINED

Strength item that was rated as 0 or 1 at Time 1 and the child/youth maintained it as 0 or 1 at Time 2

NOT DEVELOPED/REGRESSED

Strength item that was rated as 2 or 3 at Time 1 and Time 2, or was rated as 0 or 1 at Time 1 and 2 or 3 at Time 2

CANS pairs for 6 thru 20: 1



*The two most recent CANS are included for each child/youth episode, with the most recent CANS occurring during the reporting period. Only CANS with a minimum of 8 months of treatment between assessments are included. In the bar charts, items with no data shown do not have a CANS pair.

UCSF Infant-Parent Program (38C84)

FY22-23 Q4 Performance Objective CYF-2 Strengths Outcomes Item-Level Report

7/1/2022 - 6/30/2023

DEVELOPED

Strength item that was rated as 2 or 3 at Time 1 and the child/youth was helped to develop it into a 0 or 1 at Time 2

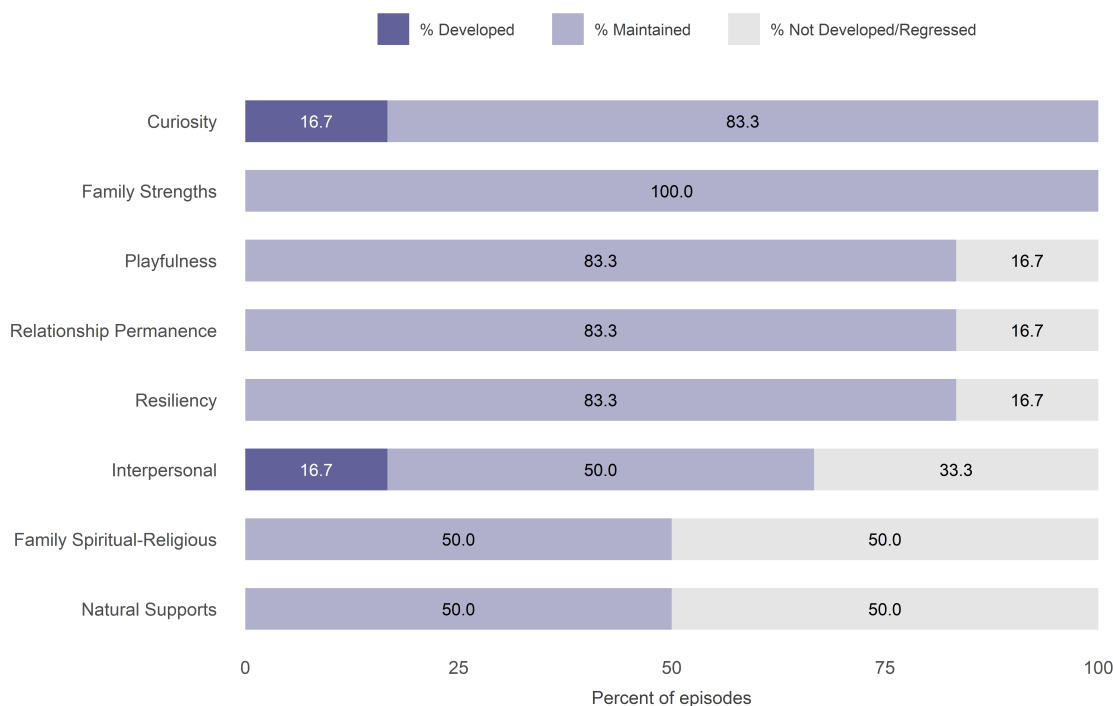
MAINTAINED

Strength item that was rated as 0 or 1 at Time 1 and the child/youth maintained it as 0 or 1 at Time 2

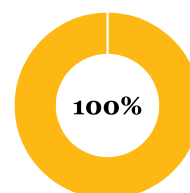
NOT DEVELOPED/REGRESSED

Strength item that was rated as 2 or 3 at Time 1 and Time 2, or was rated as 0 or 1 at Time 1 and 2 or 3 at Time 2

CANS pairs for 0 thru 5: 6



Percent of episodes for which at least two useful or centerpiece strengths were maintained and/or developed



Unity Care (3814OP)

FY22-23 Q4 Performance Objective CYF-2 Strengths Outcomes Item-Level Report

7/1/2022 - 6/30/2023

The charts below display the Strengths items from the CANS. The stacked bars represent the total number of episodes for which at least two useful or centerpiece strengths were developed or maintained.*

Mean number of months between CANS: 13.2 • Median number of months between CANS: 12.7

Number of children/youth: 6 • Number of CANS pairs in this report: 6

Number of CANS pairs with strengths developed: 5 • Number of CANS pairs with strengths maintained: 6

DEVELOPED

Strength item that was rated as 2 or 3 at Time 1 and the child/youth was helped to develop it into a 0 or 1 at Time 2

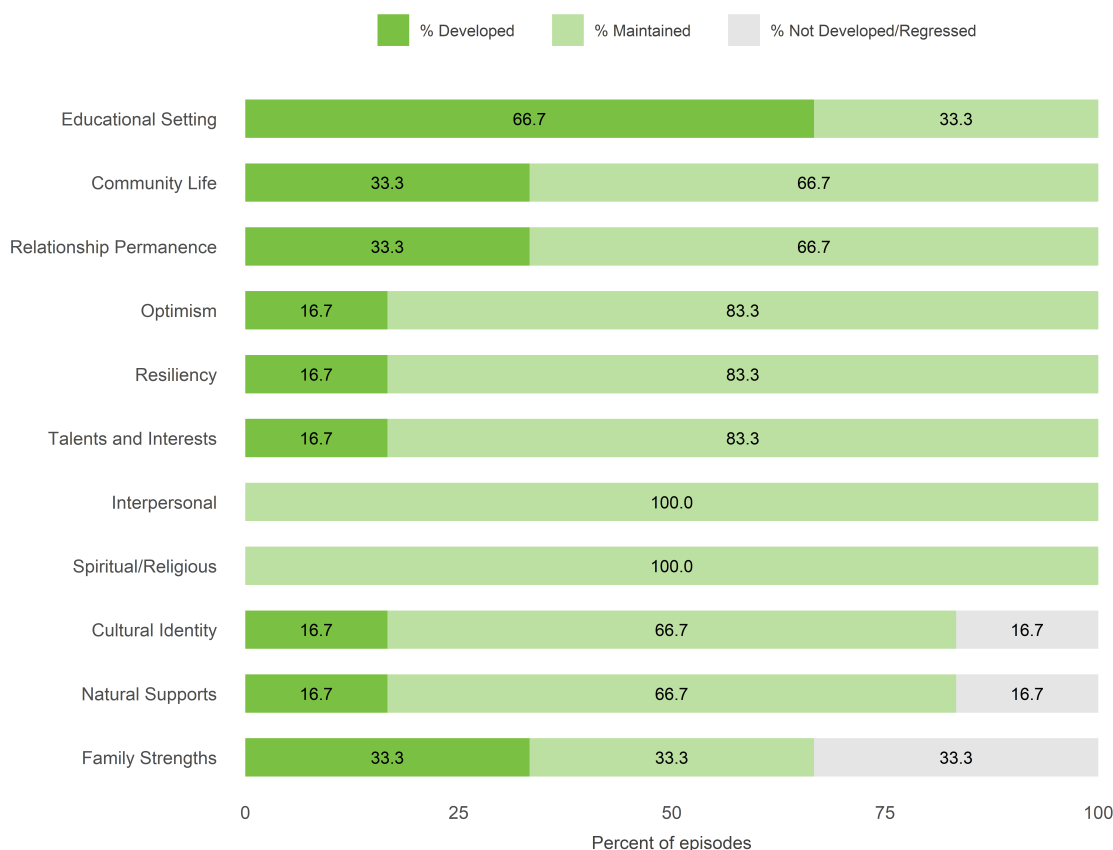
MAINTAINED

Strength item that was rated as 0 or 1 at Time 1 and the child/youth maintained it as 0 or 1 at Time 2

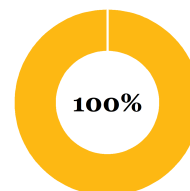
NOT DEVELOPED/REGRESSED

Strength item that was rated as 2 or 3 at Time 1 and Time 2, or was rated as 0 or 1 at Time 1 and 2 or 3 at Time 2

CANS pairs for 6 thru 20: 6



Percent of episodes for which at least two useful or centerpiece strengths were maintained and/or developed



*The two most recent CANS are included for each child/youth episode, with the most recent CANS occurring during the reporting period. Only CANS with a minimum of 8 months of treatment between assessments are included. In the bar charts, items with no data shown do not have a CANS pair.

Urban Services YMCA (38BV3)

FY22-23 Q4 Performance Objective CYF-2 Strengths Outcomes Item-Level Report

7/1/2022 - 6/30/2023

The charts below display the Strengths items from the CANS. The stacked bars represent the total number of episodes for which at least two useful or centerpiece strengths were developed or maintained.*

Mean number of months between CANS: 11.0 • Median number of months between CANS: 11.5

Number of children/youth: 38 • Number of CANS pairs in this report: 38

Number of CANS pairs with strengths developed: 5 • Number of CANS pairs with strengths maintained: 37

DEVELOPED

Strength item that was rated as 2 or 3 at Time 1 and the child/youth was helped to develop it into a 0 or 1 at Time 2

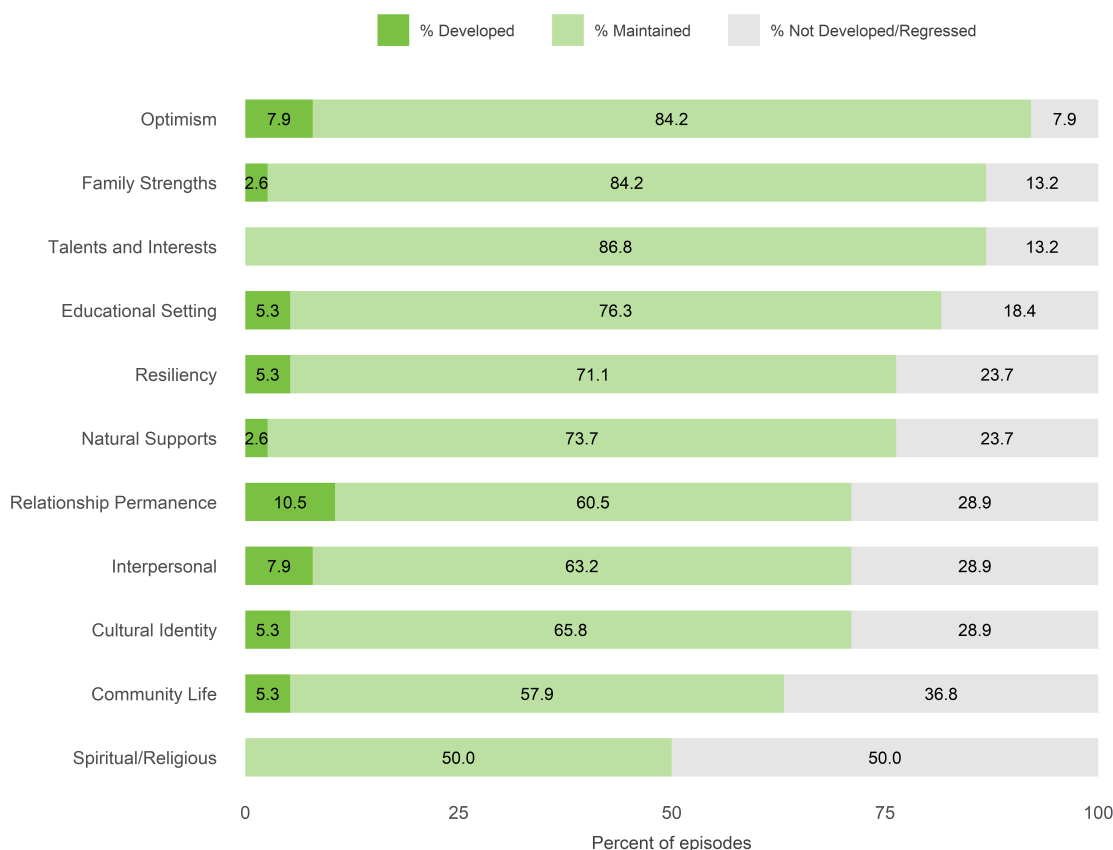
MAINTAINED

Strength item that was rated as 0 or 1 at Time 1 and the child/youth maintained it as 0 or 1 at Time 2

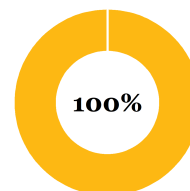
NOT DEVELOPED/REGRESSED

Strength item that was rated as 2 or 3 at Time 1 and Time 2, or was rated as 0 or 1 at Time 1 and 2 or 3 at Time 2

CANS pairs for 6 thru 20: 38



Percent of episodes for which at least two useful or centerpiece strengths were maintained and/or developed



*The two most recent CANS are included for each child/youth episode, with the most recent CANS occurring during the reporting period. Only CANS with a minimum of 8 months of treatment between assessments are included. In the bar charts, items with no data shown do not have a CANS pair.

Urban Services YMCA IHBS (38BV4)

FY22-23 Q4 Performance Objective CYF-2 Strengths Outcomes Item-Level Report

7/1/2022 - 6/30/2023

The charts below display the Strengths items from the CANS. The stacked bars represent the total number of episodes for which at least two useful or centerpiece strengths were developed or maintained.*

Mean number of months between CANS: 10.4 • Median number of months between CANS: 10.0

Number of children/youth: 9 • Number of CANS pairs in this report: 9

Number of CANS pairs with strengths developed: 1 • Number of CANS pairs with strengths maintained: 9

DEVELOPED

Strength item that was rated as 2 or 3 at Time 1 and the child/youth was helped to develop it into a 0 or 1 at Time 2

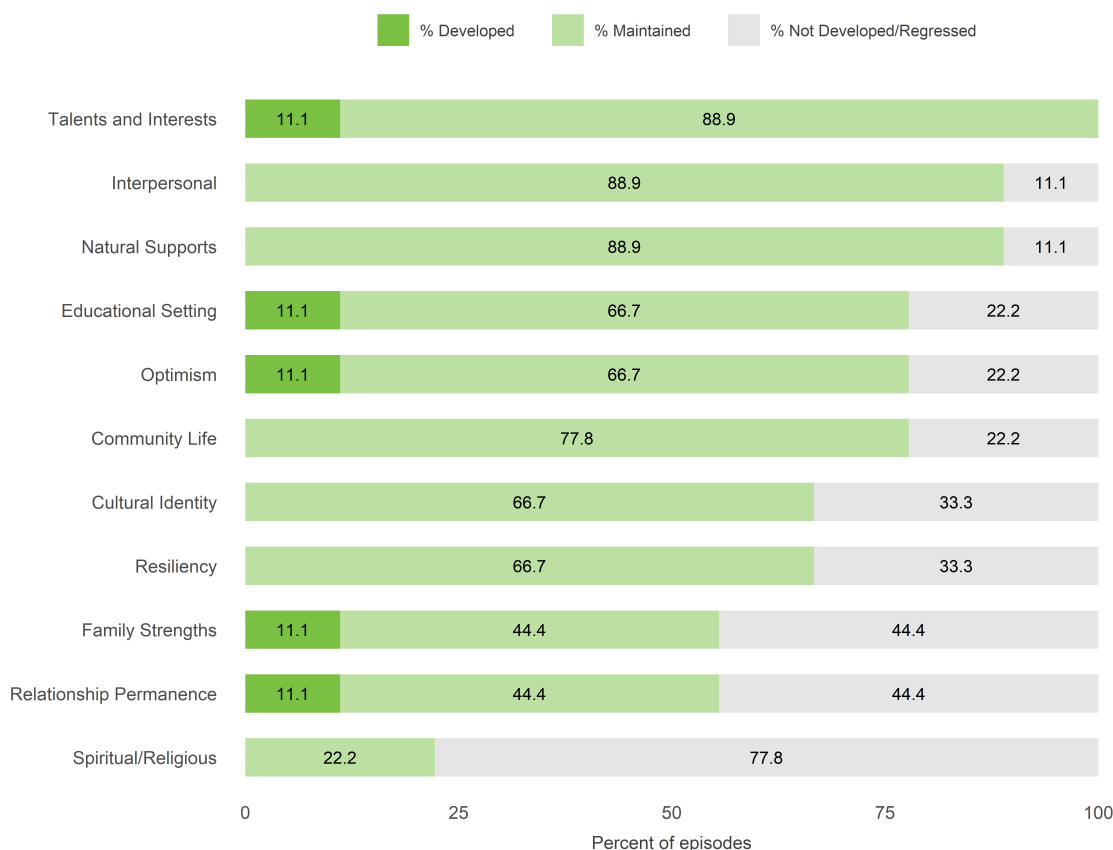
MAINTAINED

Strength item that was rated as 0 or 1 at Time 1 and the child/youth maintained it as 0 or 1 at Time 2

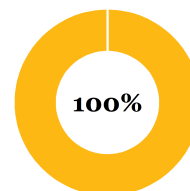
NOT DEVELOPED/REGRESSED

Strength item that was rated as 2 or 3 at Time 1 and Time 2, or was rated as 0 or 1 at Time 1 and 2 or 3 at Time 2

CANS pairs for 6 thru 20: 9



Percent of episodes for which at least two useful or centerpiece strengths were maintained and/or developed



*The two most recent CANS are included for each child/youth episode, with the most recent CANS occurring during the reporting period. Only CANS with a minimum of 8 months of treatment between assessments are included. In the bar charts, items with no data shown do not have a CANS pair.

Urban Services YMCA Trauma and Recovery (38BVC3)

FY22-23 Q4 Performance Objective CYF-2 Strengths Outcomes Item-Level Report

7/1/2022 - 6/30/2023

The charts below display the Strengths items from the CANS. The stacked bars represent the total number of episodes for which at least two useful or centerpiece strengths were developed or maintained.*

Mean number of months between CANS: 10.8 • Median number of months between CANS: 10.3

Number of children/youth: 8 • Number of CANS pairs in this report: 8

Number of CANS pairs with strengths developed: 1 • Number of CANS pairs with strengths maintained: 8

DEVELOPED

Strength item that was rated as 2 or 3 at Time 1 and the child/youth was helped to develop it into a 0 or 1 at Time 2

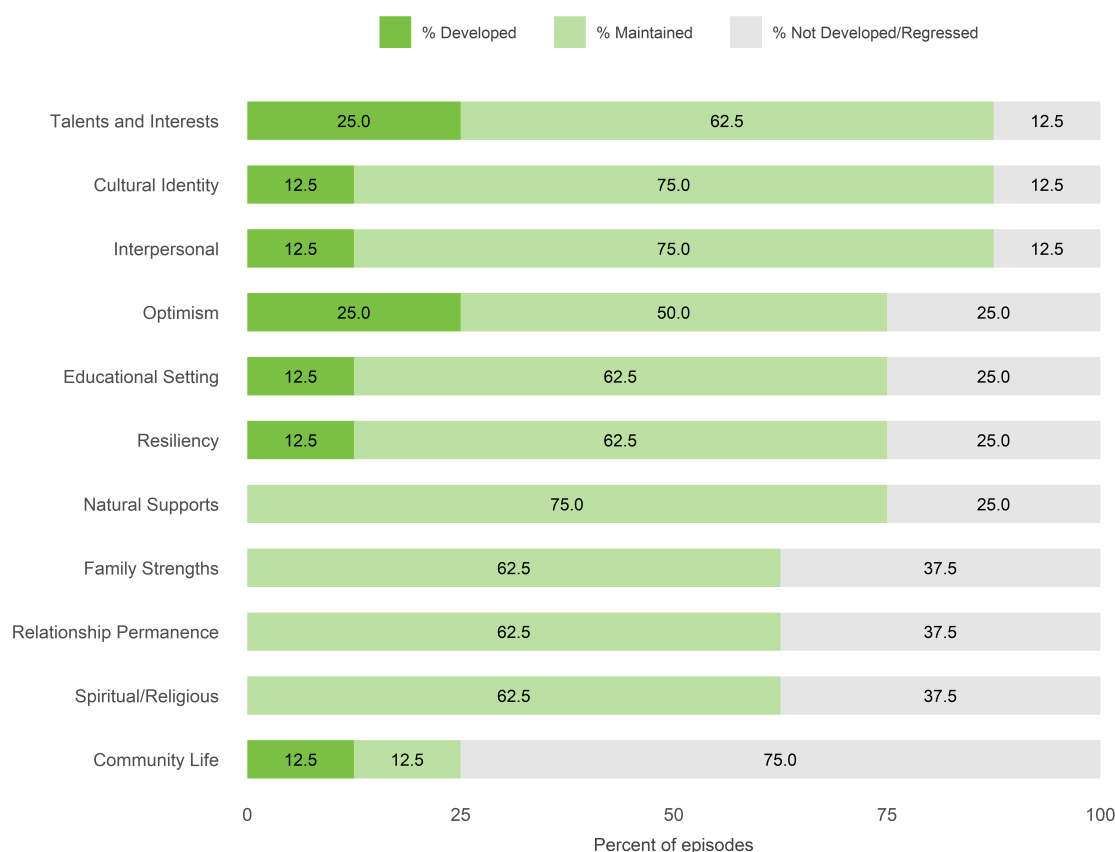
MAINTAINED

Strength item that was rated as 0 or 1 at Time 1 and the child/youth maintained it as 0 or 1 at Time 2

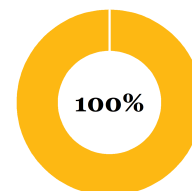
NOT DEVELOPED/REGRESSED

Strength item that was rated as 2 or 3 at Time 1 and Time 2, or was rated as 0 or 1 at Time 1 and 2 or 3 at Time 2

CANS pairs for 6 thru 20: 8



Percent of episodes for which at least two useful or centerpiece strengths were maintained and/or developed



*The two most recent CANS are included for each child/youth episode, with the most recent CANS occurring during the reporting period. Only CANS with a minimum of 8 months of treatment between assessments are included. In the bar charts, items with no data shown do not have a CANS pair.