



Youth Services Survey for Youth / Families Report - Spring 2014
AFS Therapeutic Visitation SF

This report covers surveys returned for program codes (RUs): 38GS01. The number of youth receiving face-to-face services during the survey period was 16 and surveys were returned for 20 youth (125.0%). Number of surveys matched to service data: 5 (31.2%). Number missing client ID: 4. The YSS score (items 1-7, 9-15) for this program, was **4.38** out of five, the mean for all other programs was **4.24**. The mean YSS-F satisfaction score (items 1-7, 9-15) for this program was **4.21**, the mean of all other programs was **4.33**.

Global Satisfaction 90.9%

Satisfaction by Program / CYF

Satisfaction	AFS Therapeutic Visitation	CYF	Total
Not Satisfied	2 9.1 %	84 8.6 %	86 8.6 %
Satisfied	20 90.9 %	891 91.4 %	911 91.4 %
Total	22 100.0 %	975 100.0 %	997 100.0 %

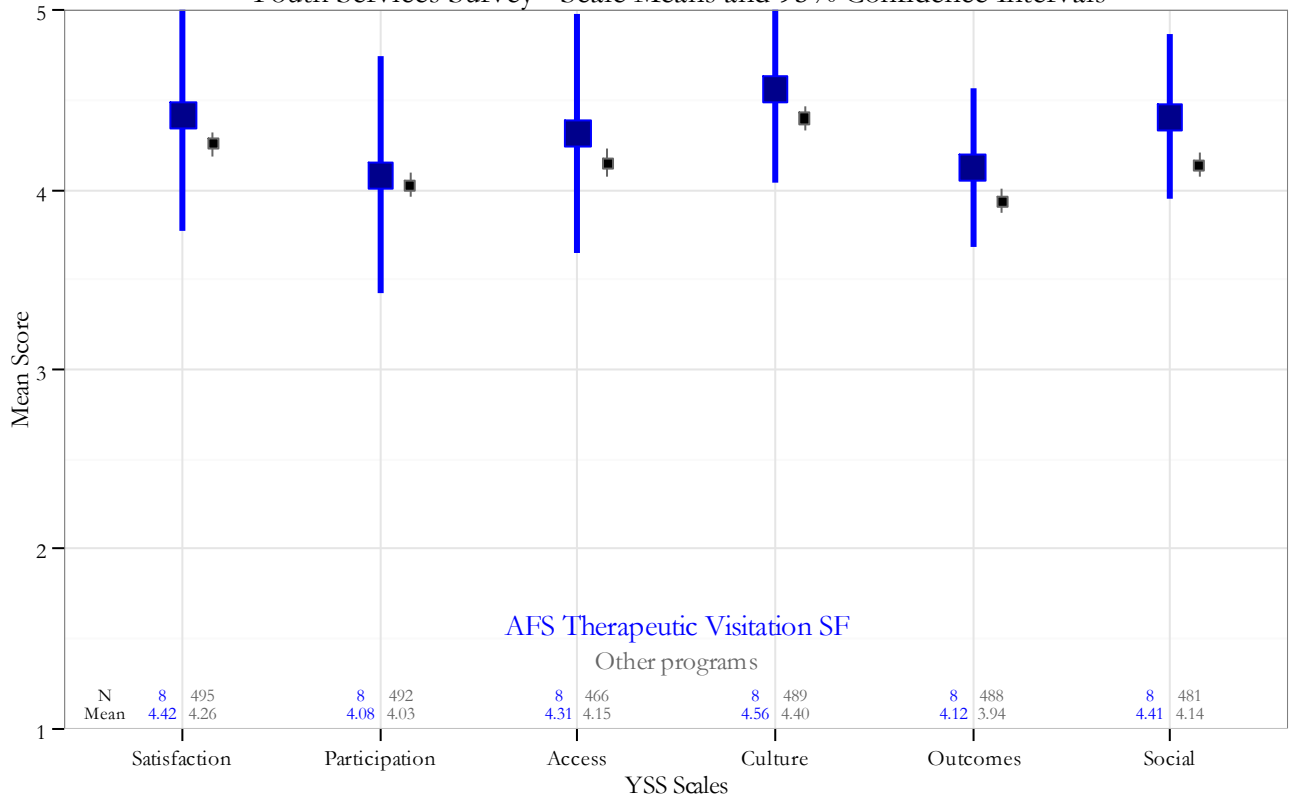
Fisher's p=1.000 · df=1 · Φ=0.002

Survey Compliance

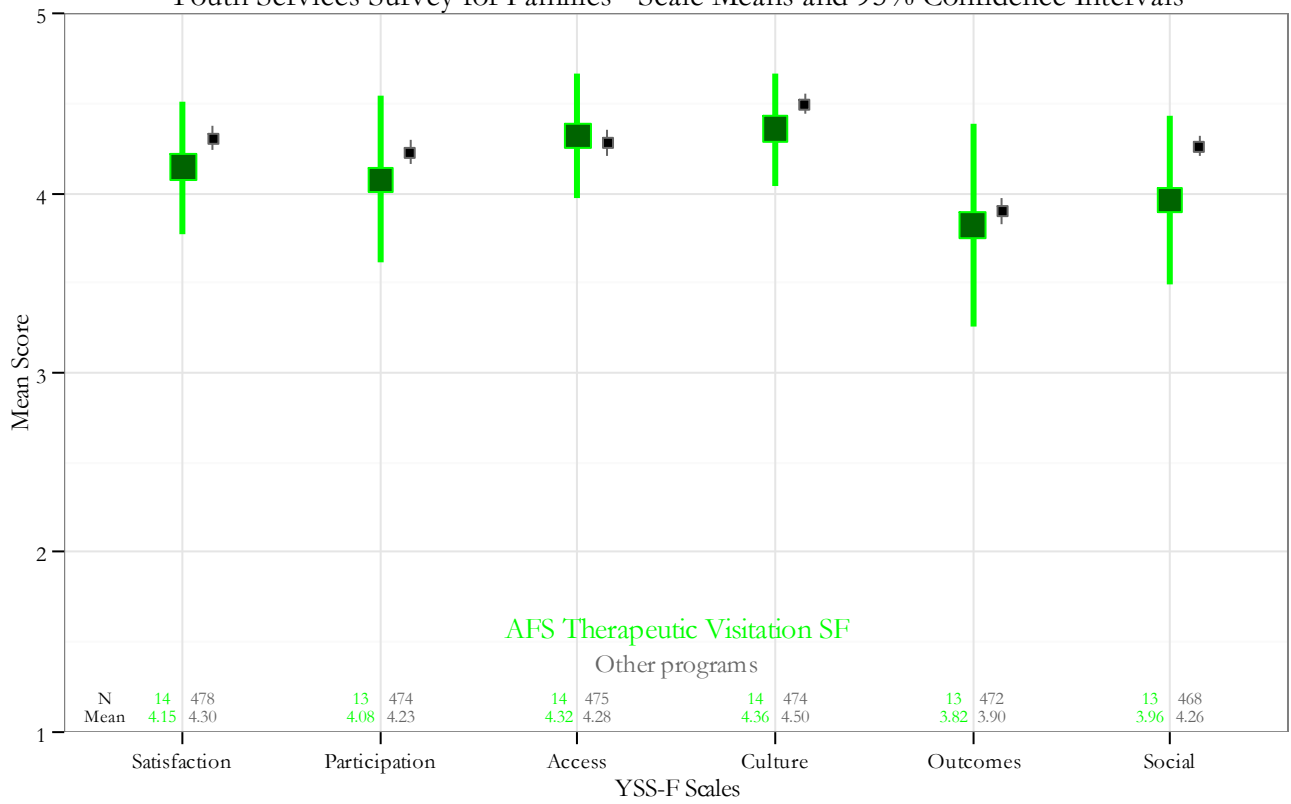
Completion	Survey Completion by Program / CYF			Completion	AFS Therapeutic Visitation Completion by Respondent Type		
	AFS Therapeutic Visitation	CYF	Total		Family	Youth	Total
Refused	1 3.7 %	202 10.1 %	203 10 %	Refused	0 0 %	1 10 %	1 3.7 %
Impaired	0 0 %	11 0.6 %	11 0.5 %	Impaired	0 0 %	0 0 %	0 0 %
Language	1 3.7 %	6 0.3 %	7 0.3 %	Language	0 0 %	1 10 %	1 3.7 %
Other	3 11.1 %	770 38.6 %	773 38.2 %	Other	3 17.6 %	0 0 %	3 11.1 %
Missing w/o Reason	0 0 %	48 2.4 %	48 2.4 %	Missing w/o Reason	0 0 %	0 0 %	0 0 %
Completed Survey	22 81.5 %	958 48 %	980 48.5 %	Completed Survey	14 82.4 %	8 80 %	22 81.5 %
Total	27 100.0 %	1995 100.0 %	2022 100.0 %	Total	17 100.0 %	10 100.0 %	27 100.0 %

Fisher's p=0.002 · df=5 · Φ_c=0.105

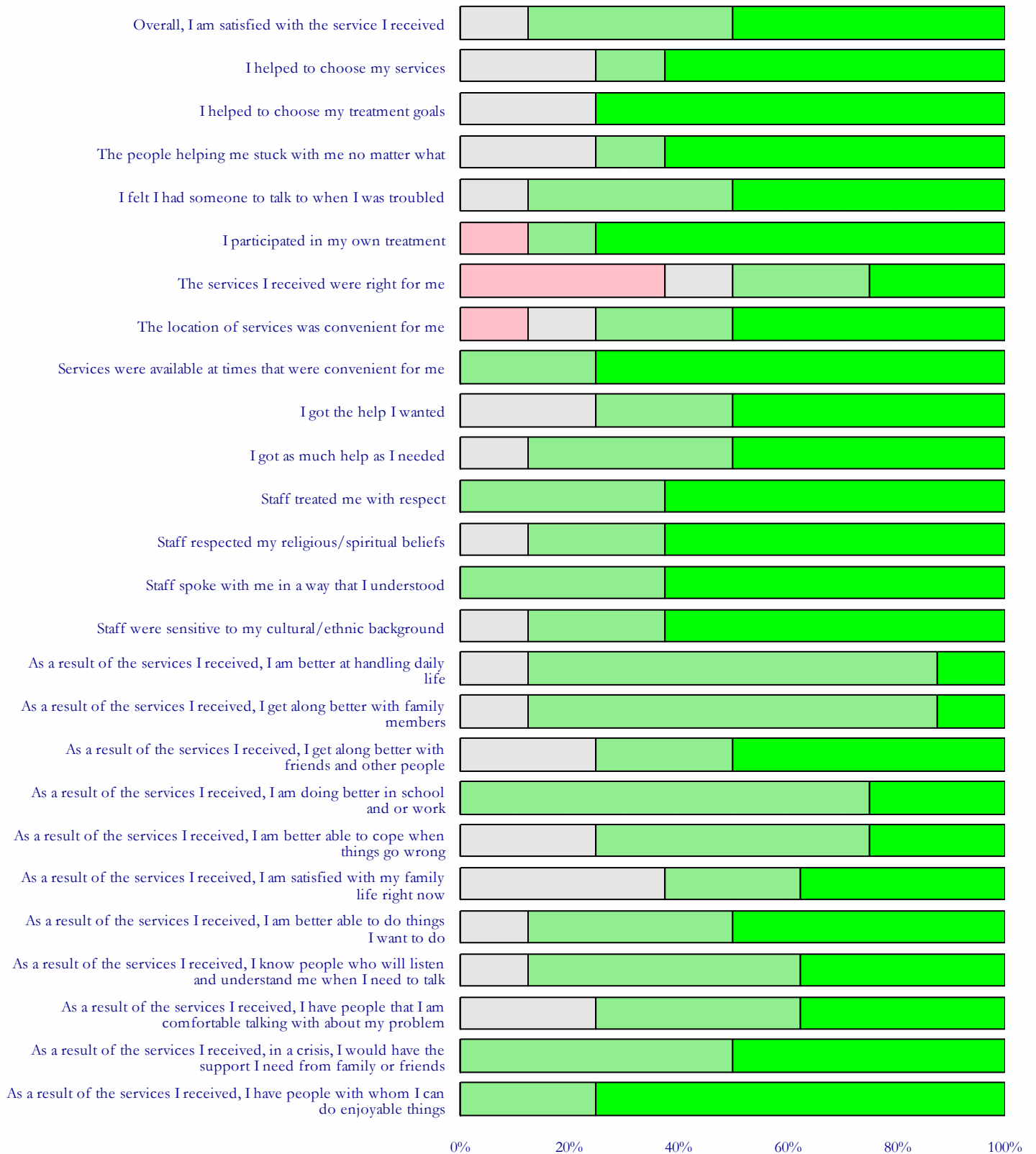
Youth Services Survey - Scale Means and 95% Confidence Intervals



Youth Services Survey for Families - Scale Means and 95% Confidence Intervals



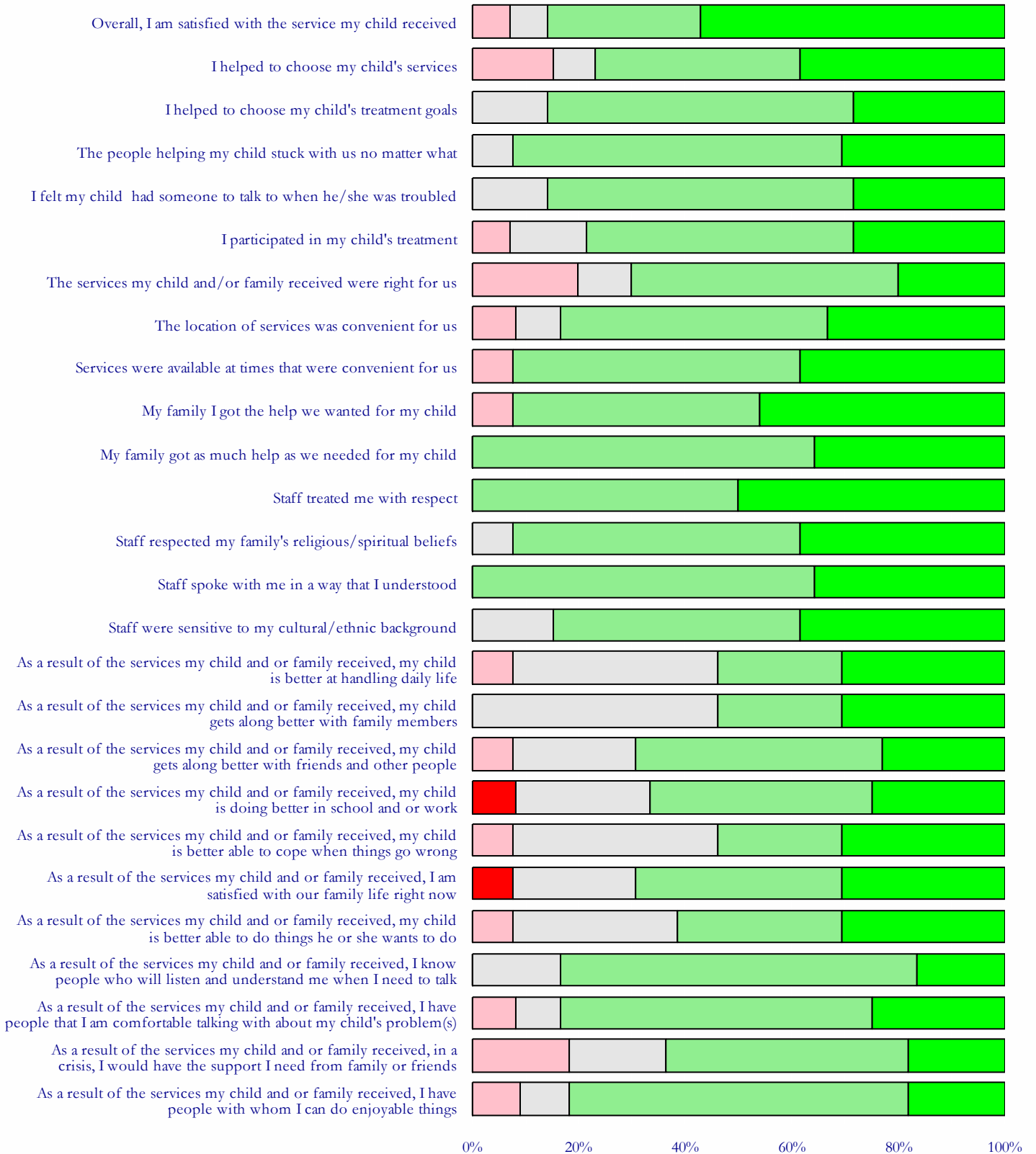
Youth Services Survey for Youth



Youth Services Survey for Youth N = 10

	Strongly Disagree	Disagree	Neutral	Agree	Strongly Agree	Missing
Overall, I am satisfied with the service I received	0 0 %	0 0 %	1 10 %	3 30 %	4 40 %	2 20 %
I helped to choose my services	0 0 %	0 0 %	2 20 %	1 10 %	5 50 %	2 20 %
I helped to choose my treatment goals	0 0 %	0 0 %	2 20 %	0 0 %	6 60 %	2 20 %
The people helping me stuck with me no matter what	0 0 %	0 0 %	2 20 %	1 10 %	5 50 %	2 20 %
I felt I had someone to talk to when I was troubled	0 0 %	0 0 %	1 10 %	3 30 %	4 40 %	2 20 %
I participated in my own treatment	0 0 %	1 10 %	0 0 %	1 10 %	6 60 %	2 20 %
The services I received were right for me	0 0 %	3 30 %	1 10 %	2 20 %	2 20 %	2 20 %
The location of services was convenient for me	0 0 %	1 10 %	1 10 %	2 20 %	4 40 %	2 20 %
Services were available at times that were convenient for me	0 0 %	0 0 %	0 0 %	2 20 %	6 60 %	2 20 %
I got the help I wanted	0 0 %	0 0 %	2 20 %	2 20 %	4 40 %	2 20 %
I got as much help as I needed	0 0 %	0 0 %	1 10 %	3 30 %	4 40 %	2 20 %
Staff treated me with respect	0 0 %	0 0 %	0 0 %	3 30 %	5 50 %	2 20 %
Staff respected my religious/spiritual beliefs	0 0 %	0 0 %	1 10 %	2 20 %	5 50 %	2 20 %
Staff spoke with me in a way that I understood	0 0 %	0 0 %	0 0 %	3 30 %	5 50 %	2 20 %
Staff were sensitive to my cultural/ethnic background	0 0 %	0 0 %	1 10 %	2 20 %	5 50 %	2 20 %
As a result of the services I received, I am better at handling daily life	0 0 %	0 0 %	1 10 %	6 60 %	1 10 %	2 20 %
As a result of the services I received, I get along better with family members	0 0 %	0 0 %	1 10 %	6 60 %	1 10 %	2 20 %
As a result of the services I received, I get along better with friends and other people	0 0 %	0 0 %	2 20 %	2 20 %	4 40 %	2 20 %
As a result of the services I received, I am doing better in school and or work	0 0 %	0 0 %	0 0 %	6 60 %	2 20 %	2 20 %
As a result of the services I received, I am better able to cope when things go wrong	0 0 %	0 0 %	2 20 %	4 40 %	2 20 %	2 20 %
As a result of the services I received, I am satisfied with my family life right now	0 0 %	0 0 %	3 30 %	2 20 %	3 30 %	2 20 %
As a result of the services I received, I am better able to do things I want to do	0 0 %	0 0 %	1 10 %	3 30 %	4 40 %	2 20 %
As a result of the services I received, I know people who will listen and understand me when I need to talk	0 0 %	0 0 %	1 10 %	4 40 %	3 30 %	2 20 %
As a result of the services I received, I have people that I am comfortable talking with about my problem	0 0 %	0 0 %	2 20 %	3 30 %	3 30 %	2 20 %
As a result of the services I received, in a crisis, I would have the support I need from family or friends	0 0 %	0 0 %	0 0 %	4 40 %	4 40 %	2 20 %
As a result of the services I received, I have people with whom I can do enjoyable things	0 0 %	0 0 %	0 0 %	2 20 %	6 60 %	2 20 %

Youth Services Survey for Families



Youth Services Survey for Families N = 17

	Strongly Disagree	Disagree	Neutral	Agree	Strongly Agree	Missing
Overall, I am satisfied with the service my child received	0 0 %	1 6 %	1 6 %	4 24 %	8 47 %	3 18 %
I helped to choose my child's services	0 0 %	2 12 %	1 6 %	5 29 %	5 29 %	4 24 %
I helped to choose my child's treatment goals	0 0 %	0 0 %	2 12 %	8 47 %	4 24 %	3 18 %
The people helping my child stuck with us no matter what	0 0 %	0 0 %	1 6 %	8 47 %	4 24 %	4 24 %
I felt my child had someone to talk to when he/she was troubled	0 0 %	0 0 %	2 12 %	8 47 %	4 24 %	3 18 %
I participated in my child's treatment	0 0 %	1 6 %	2 12 %	7 41 %	4 24 %	3 18 %
The services my child and/or family received were right for us	0 0 %	2 12 %	1 6 %	5 29 %	2 12 %	7 41 %
The location of services was convenient for us	0 0 %	1 6 %	1 6 %	6 35 %	4 24 %	5 29 %
Services were available at times that were convenient for us	0 0 %	1 6 %	0 0 %	7 41 %	5 29 %	4 24 %
My family I got the help we wanted for my child	0 0 %	1 6 %	0 0 %	6 35 %	6 35 %	4 24 %
My family got as much help as we needed for my child	0 0 %	0 0 %	0 0 %	9 53 %	5 29 %	3 18 %
Staff treated me with respect	0 0 %	0 0 %	0 0 %	7 41 %	7 41 %	3 18 %
Staff respected my family's religious/spiritual beliefs	0 0 %	0 0 %	1 6 %	7 41 %	5 29 %	4 24 %
Staff spoke with me in a way that I understood	0 0 %	0 0 %	0 0 %	9 53 %	5 29 %	3 18 %
Staff were sensitive to my cultural/ethnic background	0 0 %	0 0 %	2 12 %	6 35 %	5 29 %	4 24 %
As a result of the services my child and or family received, my child is better at handling daily life	0 0 %	1 6 %	5 29 %	3 18 %	4 24 %	4 24 %
As a result of the services my child and or family received, my child gets along better with family members	0 0 %	0 0 %	6 35 %	3 18 %	4 24 %	4 24 %
As a result of the services my child and or family received, my child gets along better with friends and other people	0 0 %	1 6 %	3 18 %	6 35 %	3 18 %	4 24 %
As a result of the services my child and or family received, my child is doing better in school and or work	1 6 %	0 0 %	3 18 %	5 29 %	3 18 %	5 29 %
As a result of the services my child and or family received, my child is better able to cope when things go wrong	0 0 %	1 6 %	5 29 %	3 18 %	4 24 %	4 24 %
As a result of the services my child and or family received, I am satisfied with our family life right now	1 6 %	0 0 %	3 18 %	5 29 %	4 24 %	4 24 %
As a result of the services my child and or family received, my child is better able to do things he or she wants to do	0 0 %	1 6 %	4 24 %	4 24 %	4 24 %	4 24 %
As a result of the services my child and or family received, I know people who will listen and understand me when I need to talk	0 0 %	0 0 %	2 12 %	8 47 %	2 12 %	5 29 %
As a result of the services my child and or family received, I have people that I am comfortable talking with about my child's problem(s)	0 0 %	1 6 %	1 6 %	7 41 %	3 18 %	5 29 %
As a result of the services my child and or family received, in a crisis, I would have the support I need from family or friends	0 0 %	2 12 %	2 12 %	5 29 %	2 12 %	6 35 %
As a result of the services my child and or family received, I have people with whom I can do enjoyable things	0 0 %	1 6 %	1 6 %	7 41 %	2 12 %	6 35 %