



Youth Services Survey for Youth / Families Report - Spring 2014
McAuley Adolescent Day Treatment Center

This report covers surveys returned for program codes (RUs): 38CMDT. The number of youth receiving face-to-face services during the survey period was 22 and surveys were returned for 22 youth (100.0%). Number of surveys matched to service data: 20 (90.9%). Number missing client ID: 0. The YSS score (items 1-7, 9-15) for this program, was **4.67** out of five, the mean for all other programs was **4.22**. The mean YSS-F satisfaction score (items 1-7, 9-15) for this program was **4.38**, the mean of all other programs was **4.33**.

Global Satisfaction 94.7%

Satisfaction by Program / CYF

Satisfaction	McAuley Adolescent Day Treatment	CYF	Total
Not Satisfied	2 5.3 %	84 8.8 %	86 8.6 %
Satisfied	36 94.7 %	875 91.2 %	911 91.4 %
Total	38 100.0 %	959 100.0 %	997 100.0 %

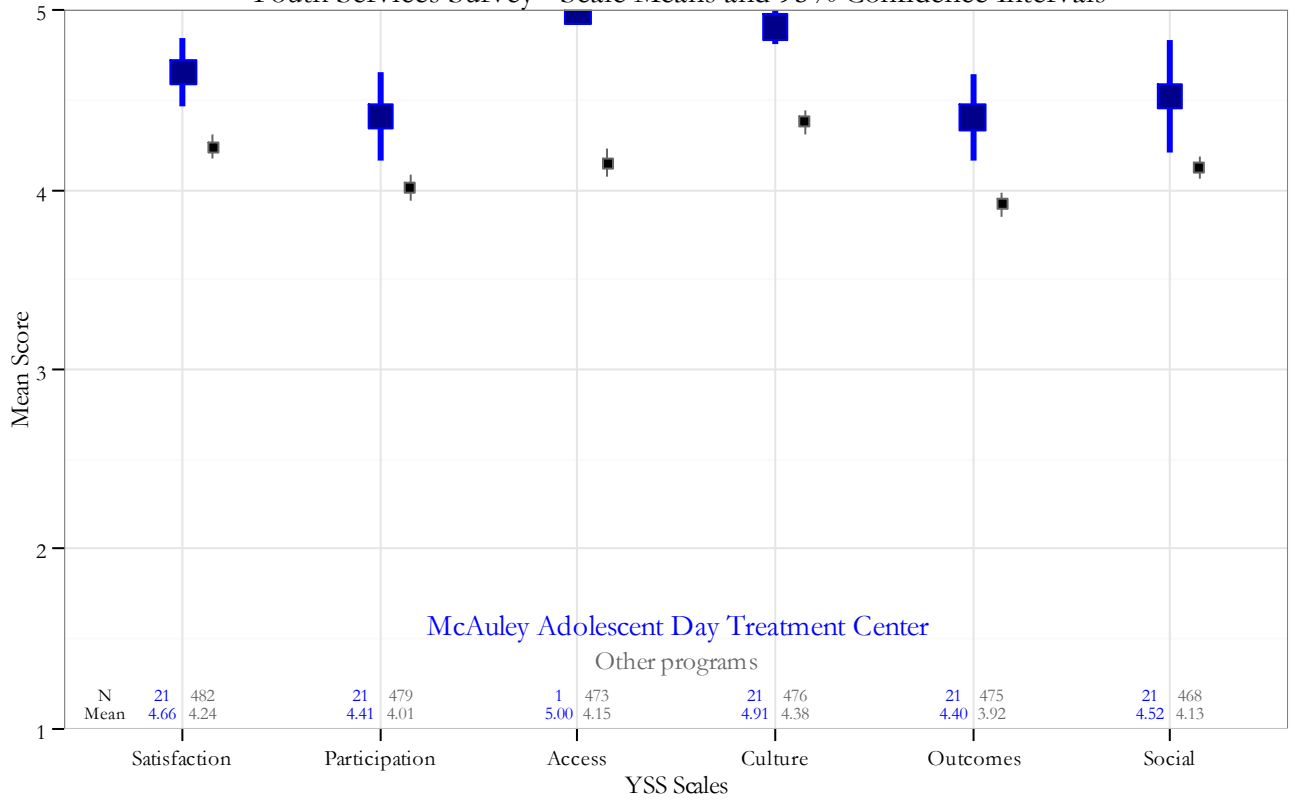
Fisher's p=0.766 · df=1 · Φ=0.024

Survey Compliance

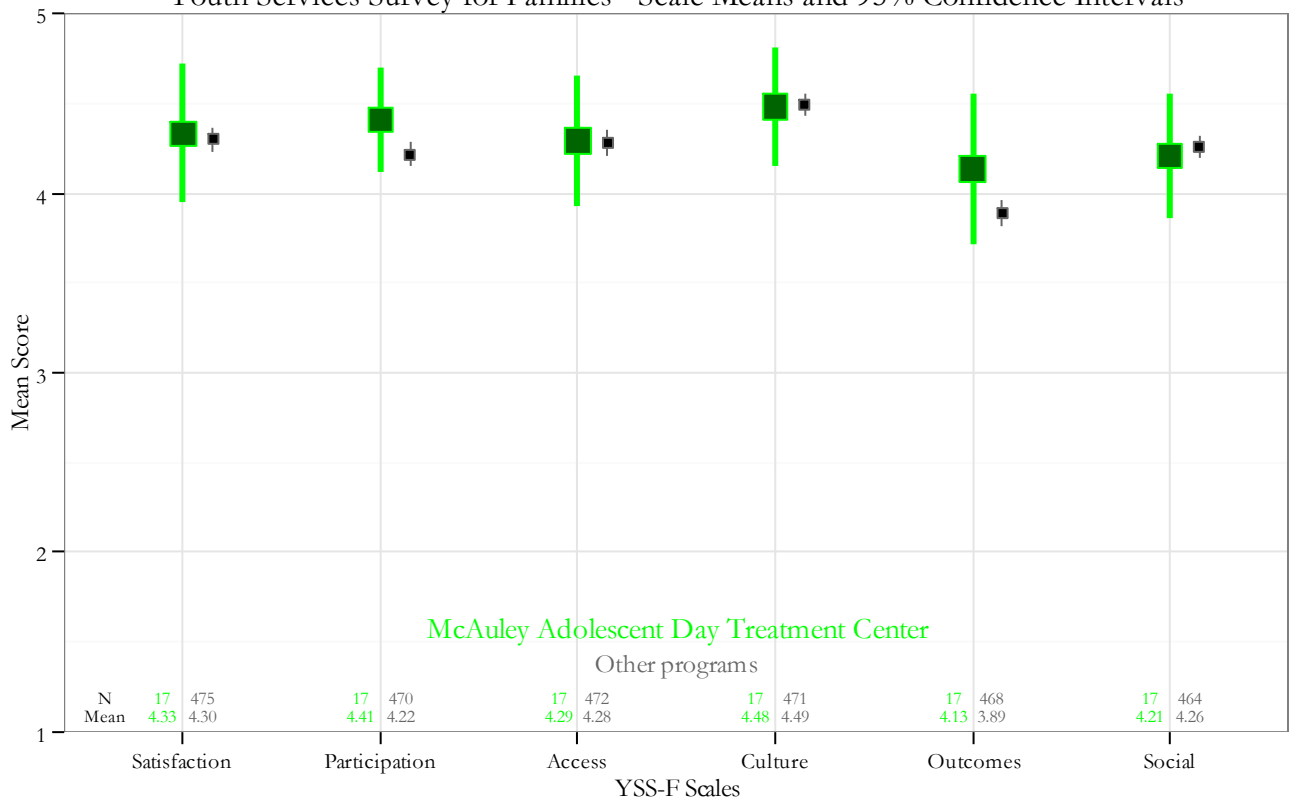
Completion	Survey Completion by Program / CYF			Completion	McAuley Adolescent Day Treatment Completion by Respondent Type		
	McAuley Adolescent Day Treatment	CYF	Total		Family	Youth	Total
Refused	0 0 %	203 10.3 %	203 10 %	Refused	0 0 %	0 0 %	0 0 %
Impaired	0 0 %	11 0.6 %	11 0.5 %	Impaired	0 0 %	0 0 %	0 0 %
Language	0 0 %	7 0.4 %	7 0.3 %	Language	0 0 %	0 0 %	0 0 %
Other	5 11.9 %	768 38.8 %	773 38.2 %	Other	3 15 %	2 9.1 %	5 11.9 %
Missing w/o Reason	0 0 %	48 2.4 %	48 2.4 %	Missing w/o Reason	0 0 %	0 0 %	0 0 %
Completed Survey	37 88.1 %	943 47.6 %	980 48.4 %	Completed Survey	17 85 %	20 90.9 %	37 88.1 %
Total	42 100.0 %	1980 100.0 %	2022 100.0 %	Total	20 100.0 %	22 100.0 %	42 100.0 %

Fisher's p=0.000 · df=5 · Φ=0.116

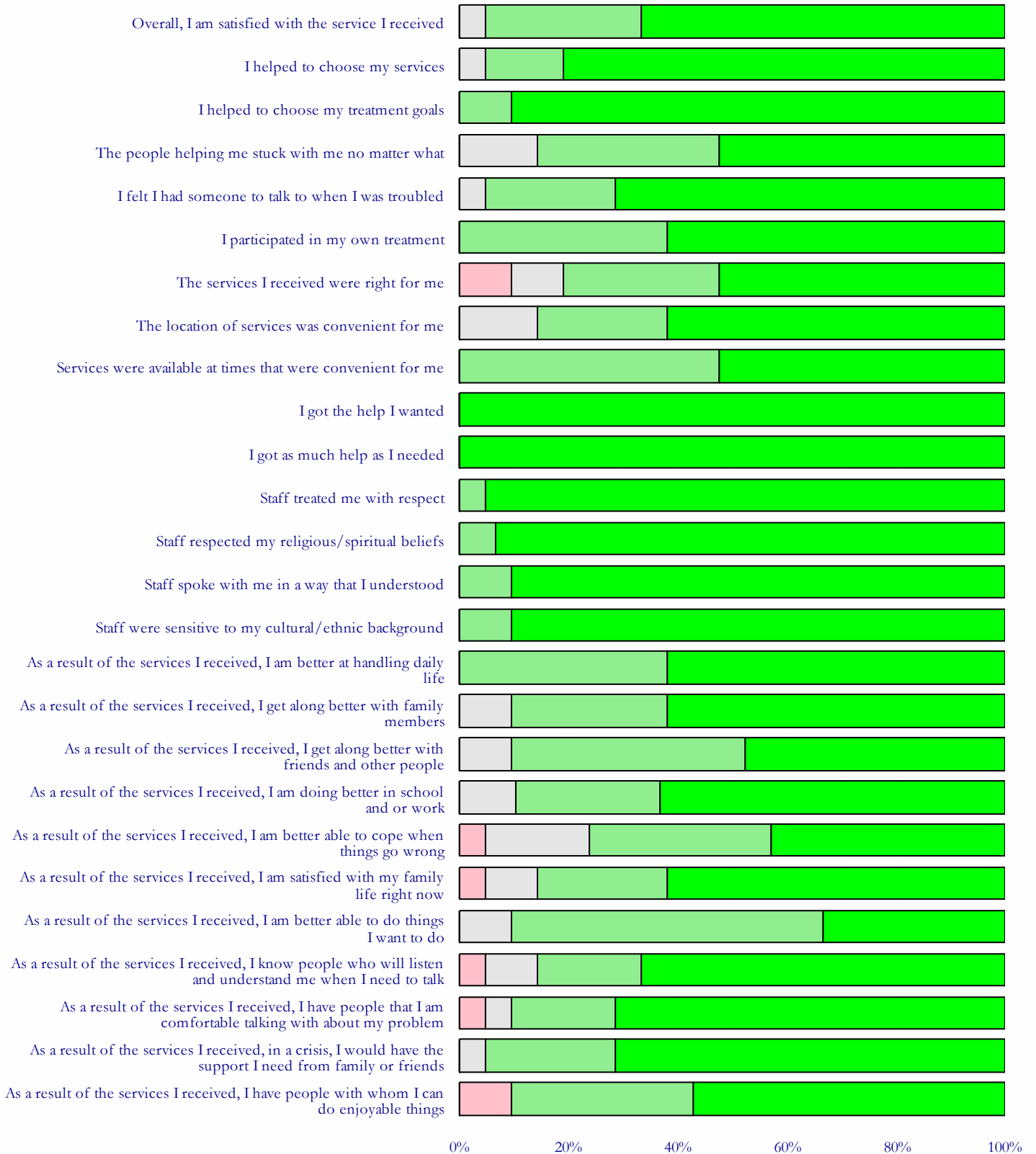
Youth Services Survey - Scale Means and 95% Confidence Intervals



Youth Services Survey for Families - Scale Means and 95% Confidence Intervals



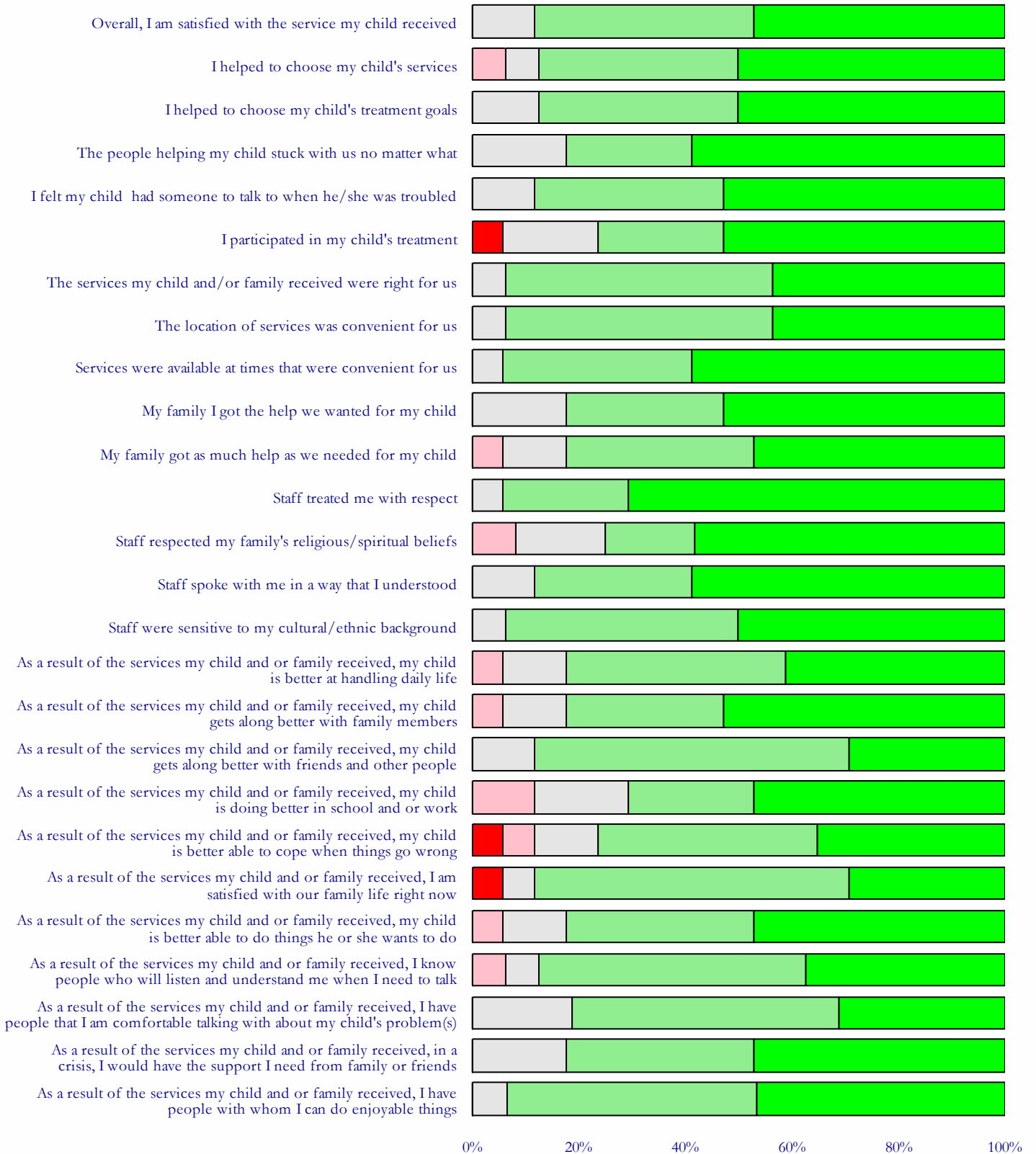
Youth Services Survey for Youth



Youth Services Survey for Youth N = 22

	Strongly Disagree	Disagree	Neutral	Agree	Strongly Agree	Missing
Overall, I am satisfied with the service I received	0 0 %	0 0 %	1 5 %	6 27 %	14 64 %	1 5 %
I helped to choose my services	0 0 %	0 0 %	1 5 %	3 14 %	17 77 %	1 5 %
I helped to choose my treatment goals	0 0 %	0 0 %	0 0 %	2 9 %	19 86 %	1 5 %
The people helping me stuck with me no matter what	0 0 %	0 0 %	3 14 %	7 32 %	11 50 %	1 5 %
I felt I had someone to talk to when I was troubled	0 0 %	0 0 %	1 5 %	5 23 %	15 68 %	1 5 %
I participated in my own treatment	0 0 %	0 0 %	0 0 %	8 36 %	13 59 %	1 5 %
The services I received were right for me	0 0 %	2 9 %	2 9 %	6 27 %	11 50 %	1 5 %
The location of services was convenient for me	0 0 %	0 0 %	3 14 %	5 23 %	13 59 %	1 5 %
Services were available at times that were convenient for me	0 0 %	0 0 %	0 0 %	10 45 %	11 50 %	1 5 %
I got the help I wanted	0 0 %	0 0 %	0 0 %	0 0 %	1 5 %	21 95 %
I got as much help as I needed	0 0 %	0 0 %	0 0 %	0 0 %	1 5 %	21 95 %
Staff treated me with respect	0 0 %	0 0 %	0 0 %	1 5 %	20 91 %	1 5 %
Staff respected my religious/spiritual beliefs	0 0 %	0 0 %	0 0 %	1 5 %	14 64 %	7 32 %
Staff spoke with me in a way that I understood	0 0 %	0 0 %	0 0 %	2 9 %	19 86 %	1 5 %
Staff were sensitive to my cultural/ethnic background	0 0 %	0 0 %	0 0 %	2 9 %	19 86 %	1 5 %
As a result of the services I received, I am better at handling daily life	0 0 %	0 0 %	0 0 %	8 36 %	13 59 %	1 5 %
As a result of the services I received, I get along better with family members	0 0 %	0 0 %	2 9 %	6 27 %	13 59 %	1 5 %
As a result of the services I received, I get along better with friends and other people	0 0 %	0 0 %	2 9 %	9 41 %	10 45 %	1 5 %
As a result of the services I received, I am doing better in school and or work	0 0 %	0 0 %	2 9 %	5 23 %	12 55 %	3 14 %
As a result of the services I received, I am better able to cope when things go wrong	0 0 %	1 5 %	4 18 %	7 32 %	9 41 %	1 5 %
As a result of the services I received, I am satisfied with my family life right now	0 0 %	1 5 %	2 9 %	5 23 %	13 59 %	1 5 %
As a result of the services I received, I am better able to do things I want to do	0 0 %	0 0 %	2 9 %	12 55 %	7 32 %	1 5 %
As a result of the services I received, I know people who will listen and understand me when I need to talk	0 0 %	1 5 %	2 9 %	4 18 %	14 64 %	1 5 %
As a result of the services I received, I have people that I am comfortable talking with about my problem	0 0 %	1 5 %	1 5 %	4 18 %	15 68 %	1 5 %
As a result of the services I received, in a crisis, I would have the support I need from family or friends	0 0 %	0 0 %	1 5 %	5 23 %	15 68 %	1 5 %
As a result of the services I received, I have people with whom I can do enjoyable things	0 0 %	2 9 %	0 0 %	7 32 %	12 55 %	1 5 %

Youth Services Survey for Families



Youth Services Survey for Families N = 20

	Strongly Disagree	Disagree	Neutral	Agree	Strongly Agree	Missing
Overall, I am satisfied with the service my child received	0 0 %	0 0 %	2 10 %	7 35 %	8 40 %	3 15 %
I helped to choose my child's services	0 0 %	1 5 %	1 5 %	6 30 %	8 40 %	4 20 %
I helped to choose my child's treatment goals	0 0 %	0 0 %	2 10 %	6 30 %	8 40 %	4 20 %
The people helping my child stuck with us no matter what	0 0 %	0 0 %	3 15 %	4 20 %	10 50 %	3 15 %
I felt my child had someone to talk to when he/she was troubled	0 0 %	0 0 %	2 10 %	6 30 %	9 45 %	3 15 %
I participated in my child's treatment	1 5 %	0 0 %	3 15 %	4 20 %	9 45 %	3 15 %
The services my child and/or family received were right for us	0 0 %	0 0 %	1 5 %	8 40 %	7 35 %	4 20 %
The location of services was convenient for us	0 0 %	0 0 %	1 5 %	8 40 %	7 35 %	4 20 %
Services were available at times that were convenient for us	0 0 %	0 0 %	1 5 %	6 30 %	10 50 %	3 15 %
My family I got the help we wanted for my child	0 0 %	0 0 %	3 15 %	5 25 %	9 45 %	3 15 %
My family got as much help as we needed for my child	0 0 %	1 5 %	2 10 %	6 30 %	8 40 %	3 15 %
Staff treated me with respect	0 0 %	0 0 %	1 5 %	4 20 %	12 60 %	3 15 %
Staff respected my family's religious/spiritual beliefs	0 0 %	1 5 %	2 10 %	2 10 %	7 35 %	8 40 %
Staff spoke with me in a way that I understood	0 0 %	0 0 %	2 10 %	5 25 %	10 50 %	3 15 %
Staff were sensitive to my cultural/ethnic background	0 0 %	0 0 %	1 5 %	7 35 %	8 40 %	4 20 %
As a result of the services my child and or family received, my child is better at handling daily life	0 0 %	1 5 %	2 10 %	7 35 %	7 35 %	3 15 %
As a result of the services my child and or family received, my child gets along better with family members	0 0 %	1 5 %	2 10 %	5 25 %	9 45 %	3 15 %
As a result of the services my child and or family received, my child gets along better with friends and other people	0 0 %	0 0 %	2 10 %	10 50 %	5 25 %	3 15 %
As a result of the services my child and or family received, my child is doing better in school and or work	0 0 %	2 10 %	3 15 %	4 20 %	8 40 %	3 15 %
As a result of the services my child and or family received, my child is better able to cope when things go wrong	1 5 %	1 5 %	2 10 %	7 35 %	6 30 %	3 15 %
As a result of the services my child and or family received, I am satisfied with our family life right now	1 5 %	0 0 %	1 5 %	10 50 %	5 25 %	3 15 %
As a result of the services my child and or family received, my child is better able to do things he or she wants to do	0 0 %	1 5 %	2 10 %	6 30 %	8 40 %	3 15 %
As a result of the services my child and or family received, I know people who will listen and understand me when I need to talk	0 0 %	1 5 %	1 5 %	8 40 %	6 30 %	4 20 %
As a result of the services my child and or family received, I have people that I am comfortable talking with about my child's problem(s)	0 0 %	0 0 %	3 15 %	8 40 %	5 25 %	4 20 %
As a result of the services my child and or family received, in a crisis, I would have the support I need from family or friends	0 0 %	0 0 %	3 15 %	6 30 %	8 40 %	3 15 %
As a result of the services my child and or family received, I have people with whom I can do enjoyable things	0 0 %	0 0 %	1 5 %	7 35 %	7 35 %	5 25 %