

Neighborhoods at a Glance: Bernal Heights, Mission, Excelsior, OMI

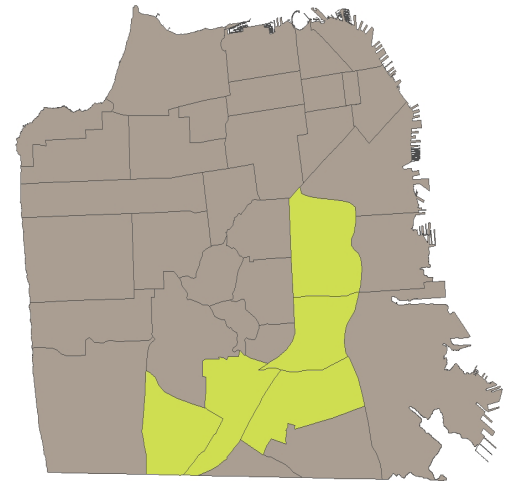
September 22, 2011

Neighborhoods at a Glance

- + What am I looking at? What is this telling me?**
- + Why is this important to me?**
- + What does this data say about health access in my neighborhood?**
- + How can I use this information?**

Neighborhoods at a Glance

- 1 Neighborhood Characteristics**
- 2 Healthcare Resources in These Neighborhoods**
- 3 Health Status in These Neighborhoods**
- 4 Safety in These Neighborhoods**
- 5 Maps**



For ZIP Codes 94110 and 94112 which include:

**Bernal Heights, Mission, Excelsior, Mission Terrace, Outer Mission,
Oceanview, Merced Heights, Ingleside**

Who Lives in These Neighborhoods

Residents

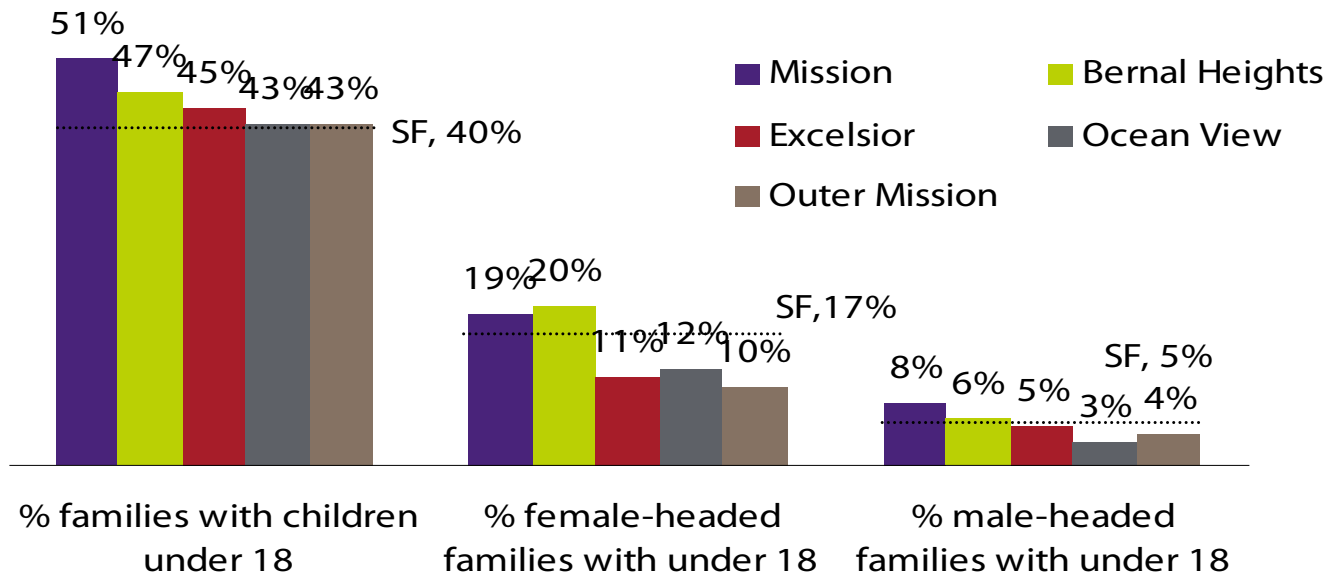
Compared to San Francisco overall, these neighborhoods have a higher proportion of residents who...

- + are **under 25** years old
- + are **Latino, "some other race*," or two or more races**
- + speak **Spanish or Tagalog**
- + **did not complete high school**

* not White, Asian, Black/African-American, American Indian, Alaska Native, Native Hawaiian, or Pacific Islander

Family Structure

- + Compared to San Francisco overall, there are more **families with children** in these neighborhoods
- + Mission & Bernal Heights have more **single parent families**

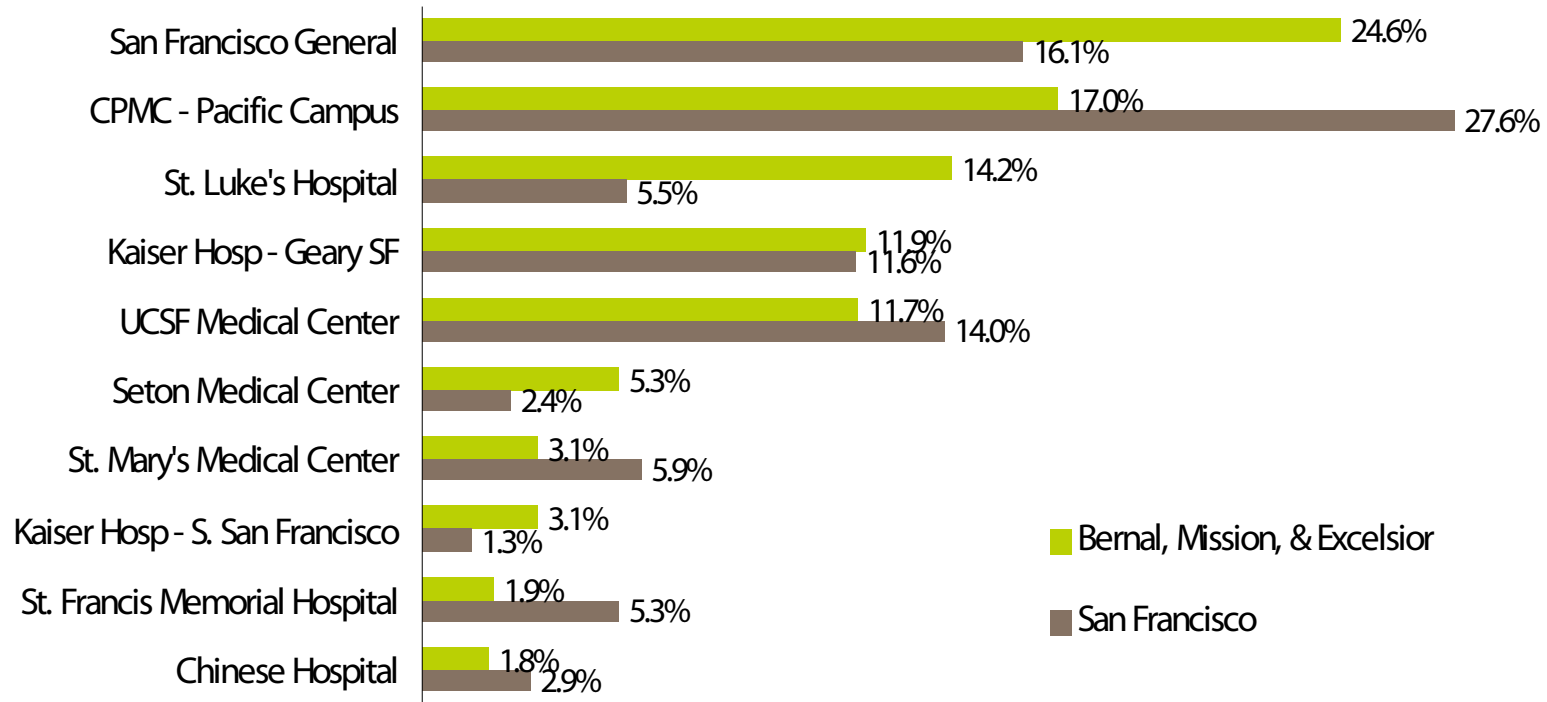


The economy

- + Among these neighborhoods, **poverty is highest and median household income is lowest in the Mission**
- + **Unemployment in San Francisco has increased dramatically since 2007, from 4% to 9%**

Which Healthcare Resources are Used in These Neighborhoods

Top 10 most used hospitals by neighborhood residents



Primary Care Health Centers

- + **Mission Neighborhood Health Center saw the highest number of patients and provided the greatest number of services in 2009.**
- + **The also provided the highest proportion of free and indigent care compared to other primary care health centers in the neighborhood areas.**



Health coverage and insurance

Compared to San Francisco residents overall...

- + a larger proportion of Bernal/Mission/Excelsior residents used **Medicare** and **Medi-Cal** to pay for services
- + a smaller proportion used **private insurance**
- + District 9 (Mission, Bernal) had the third most charity care applications at 12%
- + District 11 was about equal to the city in charity care applicants at 7%

Health Status in These Neighborhoods

Deaths

Among the leading causes of deaths there is a **higher proportion of deaths** in these neighborhoods caused by...

- + Alzheimer's Disease
- + Influenza and Pneumonia
- + Chronic Lower Respiratory Disease
- + Chronic Liver Disease/Cirrhosis

Preventable Emergency Room Visits

- + The rate of preventable emergency room visits is **considerably lower** than San Francisco and other neighborhoods
- + Preventable emergency room visits is often used as an indicator of **the availability and use of primary care services.**

Asthma

Neighborhood **data on asthma** stand out:

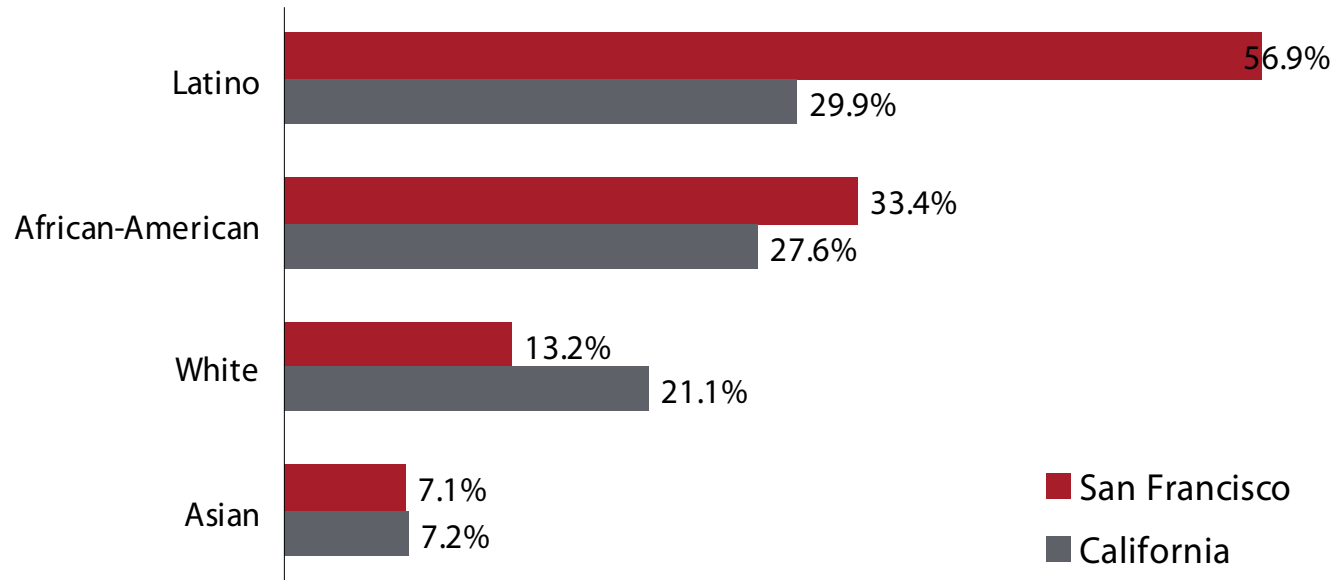
- + Higher overall rate of asthma hospitalizations
(11 per 10,000 vs 9)
- + Higher rate of adult asthma hospitalizations
(10 per 10,000 vs. 8)
- + Higher rate of pediatric asthma hospitalizations
(16 per 10,000 vs 12)
- + Higher rate of emergency room visits for asthma
(30 per 10,000 vs 28)

Maternal and Child Health

Compared to San Francisco overall, in these neighborhoods...

- + there is a higher proportion of births to mothers under 35 years
- + the rate of low-weight babies is slightly lower at 6% compared to 7%
- + there is a **higher** proportion of mothers who receive **NO prenatal care in the first trimester.**
 - **15%** for 94110 and **18%** for 94112 compared to 12.5% citywide.

Obesity



Although SF has an overall lower rate of obesity compared to CA...

- + Latinos and African-Americans are disproportionately affected by obesity in both SF and CA**
- + This is notable for this neighborhood since there is a significantly higher proportion of Latinos compared to San Francisco overall**

Safety in These Neighborhoods

Safety in These Neighborhoods: the Mission Stands Out

Compared to San Francisco residents overall, the Mission has...

- + a greater proportion of commuting done by **walking** and **biking**
- + higher rates of **pedestrian injuries and deaths**
- + higher rates of **homicides**, and **physical assaults**

Contact

Erika Takada
etakada@harderco.com

415.522.5400
harderco.com

