

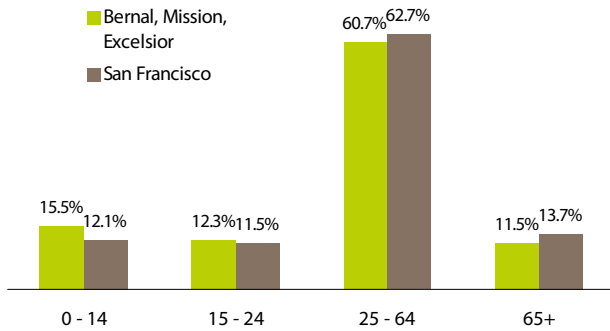
Your Neighborhood at a Glance: Bernal Heights, Mission, Excelsior, OMI



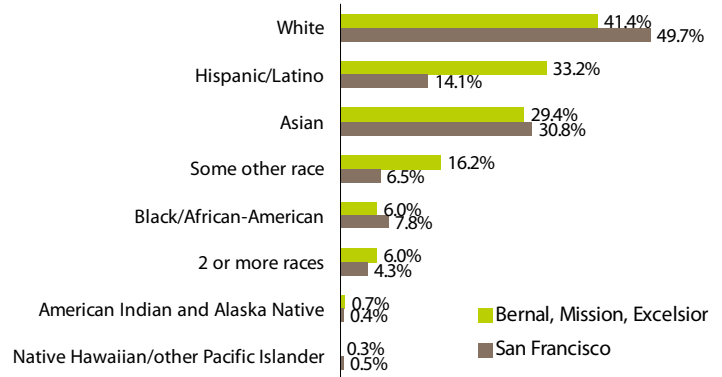
The following data represent your neighborhood areas and is presented here to help you consider assets and challenges related to *accessing needed health services in your neighborhood*. These data primarily describe zip codes 94110 and 94112.

Your Neighborhood Characteristics

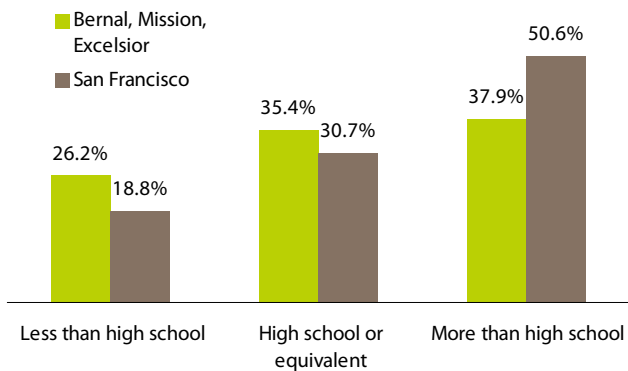
Population by age, 2000¹



Population by race/ethnicity, 2000¹

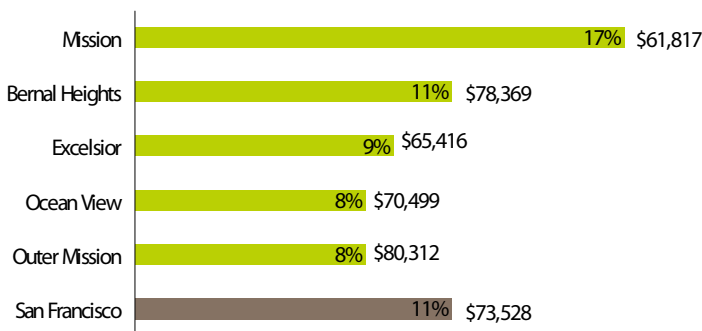


Highest level of education attained, 2000¹

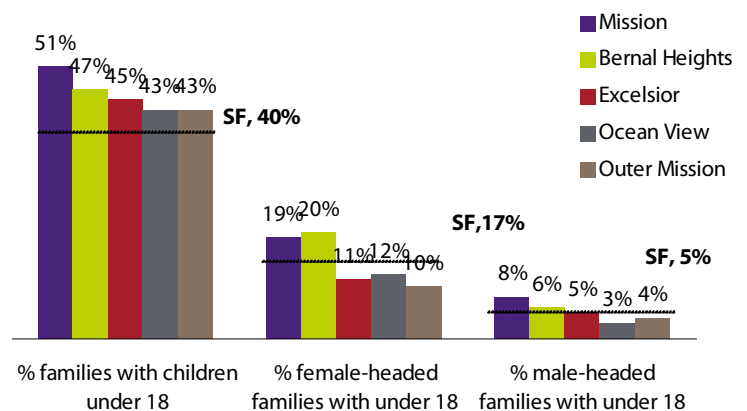


Languages spoken at home, population over 5 years, 2000 ¹	Bernal, Mission, Excelsior (n=142,292)	San Francisco (n=595,805)
	%	%
English only	40.6	54.3
Spanish	29.6	12.0
Chinese	15.3	18.0
Tagalog	7.7	3.9
Vietnamese	0.9	1.2

Population living in poverty and median HH income, 2007²



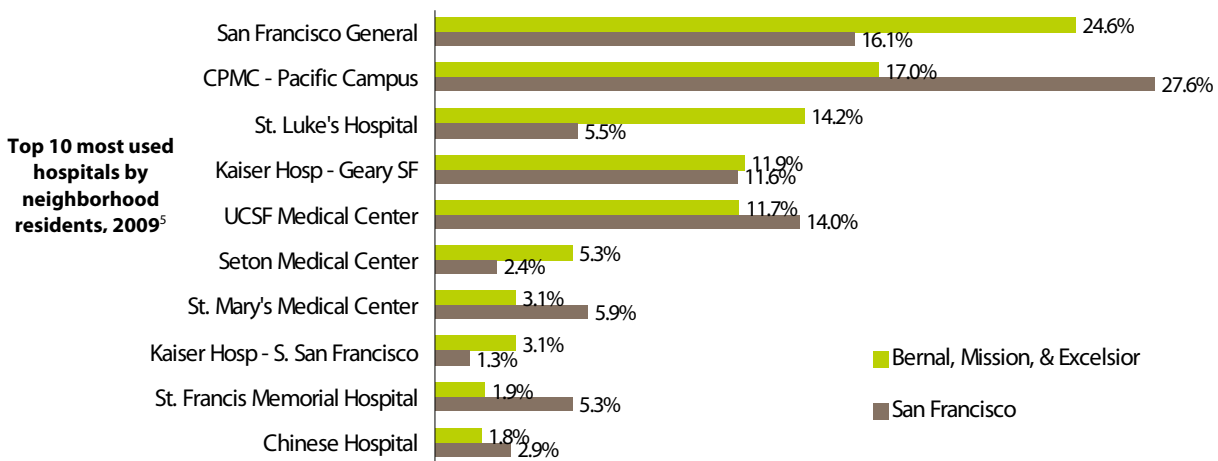
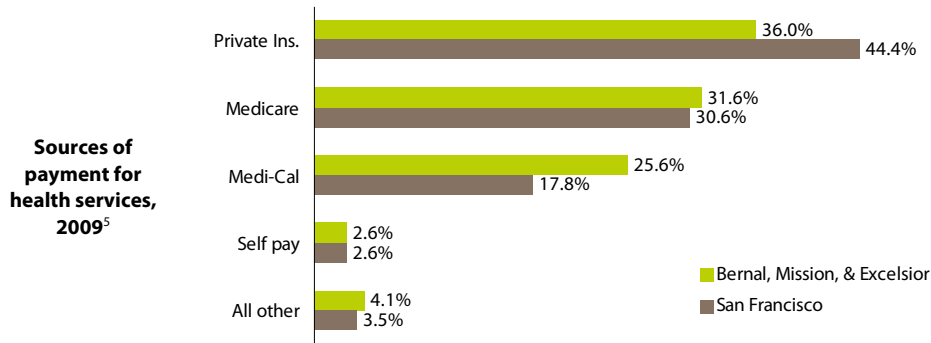
Family structure, 2000²



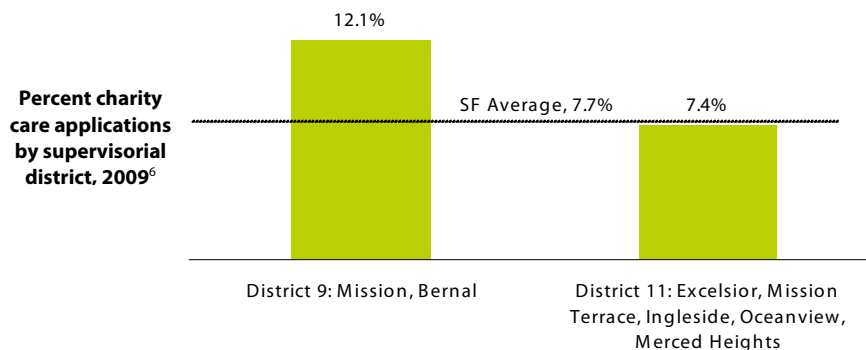
+ In 2011 unemployment in San Francisco was 9 percent compared to 4 percent in 2007.³

Healthcare Resources Used in Your Neighborhood

+ **96.5** Percentage of San Franciscans ages 0-64 who either have health insurance or are enrolled in Healthy San Francisco (FY2008-2009).⁴

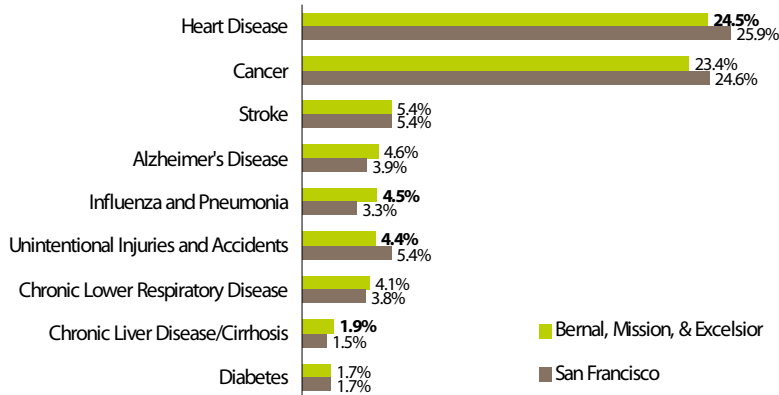


Primary care health centers located in 94110, 94112 (2009) ⁵	# Patients Seen	# Services Provided	% Public Ins. (not incl. co indigent)	% County Indigent	% Free	% Private Ins./Cash
Mission Neighborhood Health Center	10,717	38,822	64.5%	7.1%	20.3%	8.1%
St. Luke's Healthcare Center - Women's Health	7,500	24,565	35.0%	0%	0%	65.3%
SF Community College Student Health Services	6,483	21,704	0%	0%	4.4%	95.6%
St. Luke's Healthcare Center - Pediatric Clinic	3,898	11,410	7.7%	0%	0%	92.3%
Native American Health Center	3,719	12,657	42.9%	0.1%	0%	57.0%
St. Luke's Healthcare Center - Adult Medicine	2,905	10,034	26.5%	0%	0%	73.4%
Chinese Hospital Excelsior Health Services	2,561	5,596	54.7%	0%	0.4%	44.9%
Mission Neighborhood Health Center - Excels.	1,954	7,106	47.5%	4.4%	23.5%	24.6%
Instituto Familiar de la Raza	346	6,244	30.0%	0%	0.9%	69.1%
On Lok Sr. Health Services - Mission Center	61	4,100	0%	0%	0%	100.0%



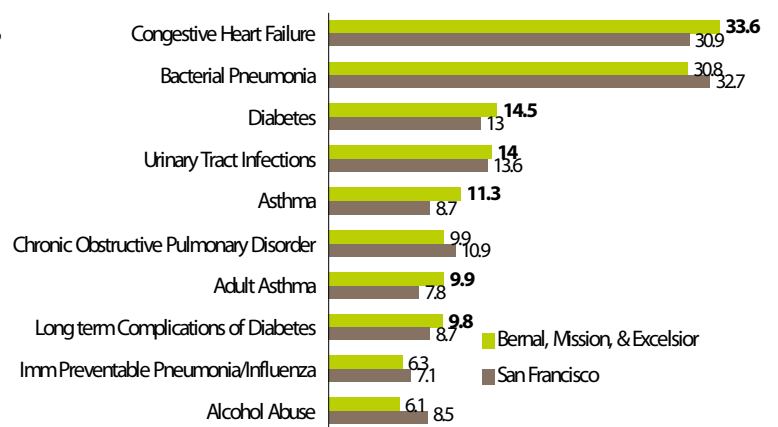
Health Status in Your Neighborhood

Leading causes of death*, 2009⁷

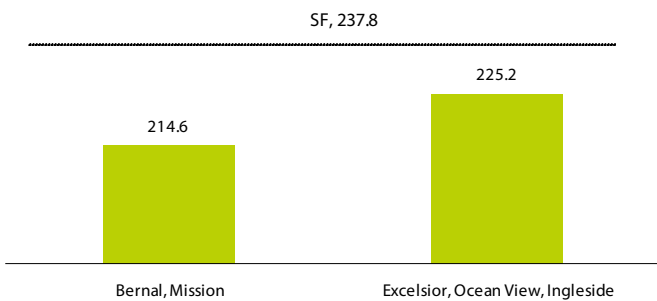


*"Other Causes" account for 24.6% of deaths in these neighborhoods and 22.9% of deaths in SF. These causes may include suicide, violence/trauma, AIDS, infections and other unspecified causes.

Leading hospitalizations per 10,000, 2009⁴

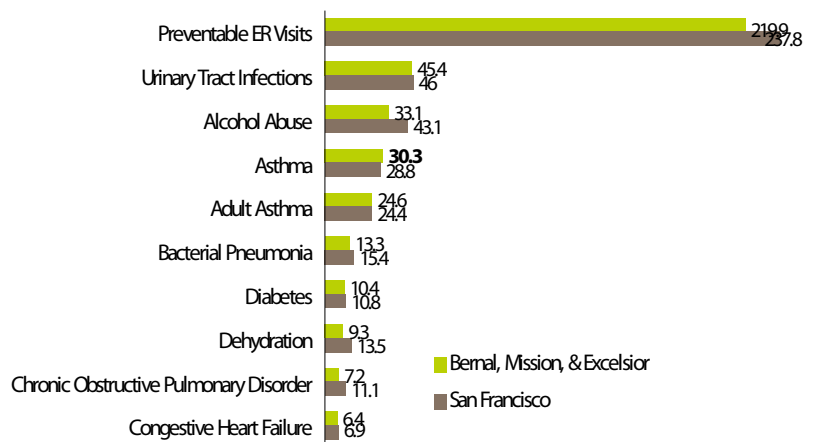


Preventable emergency room visits per 10,000, 2009⁴

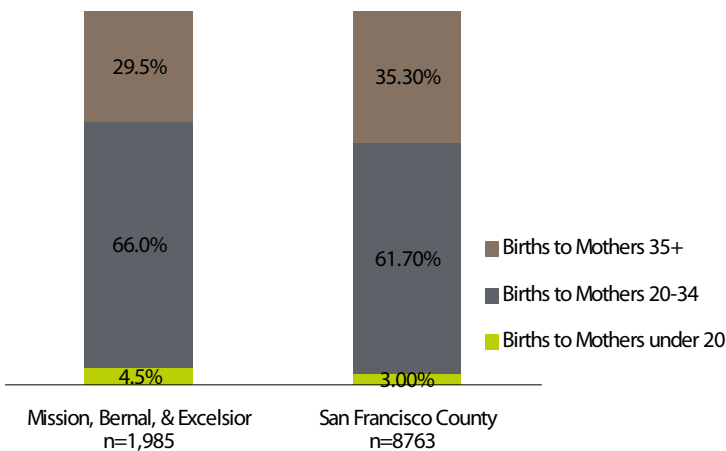


Conditions for preventable ER visits include primary care services such as pregnancy, eye exams as well as bacterial infections. Individuals and families without access to primary care services often seek treatment in emergency rooms.

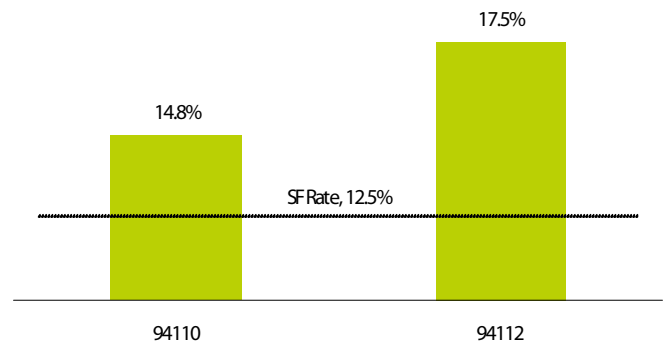
Leading emergency room visits per 10,000, 2009⁴



Births in San Francisco, 2009⁸



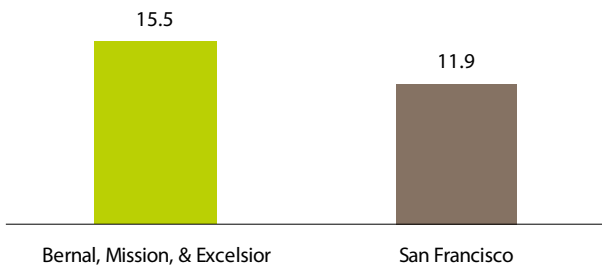
Percent of mothers who receive NO prenatal care in the first trimester, 2009⁹



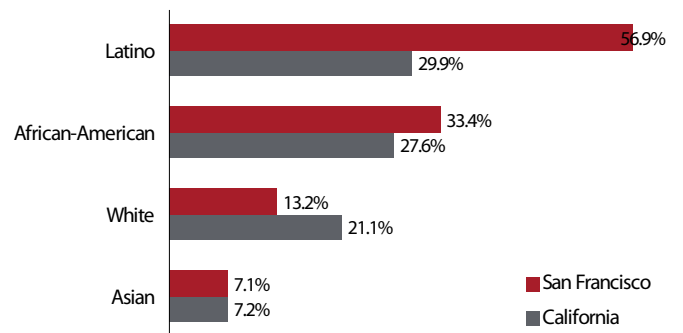
+ Rate of low-weight babies in these neighborhoods is slightly lower than SF County at 6.0% compared to 6.7%.⁸

Health Status, continued

Pediatric asthma hospitalizations per 10,000, 2008⁴

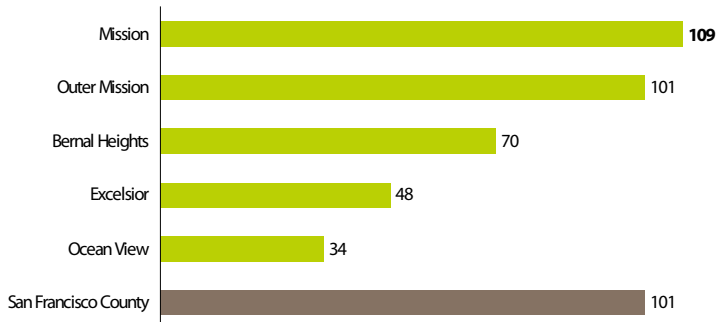


Obesity in San Francisco by Race/Ethnicity, 2009¹⁰

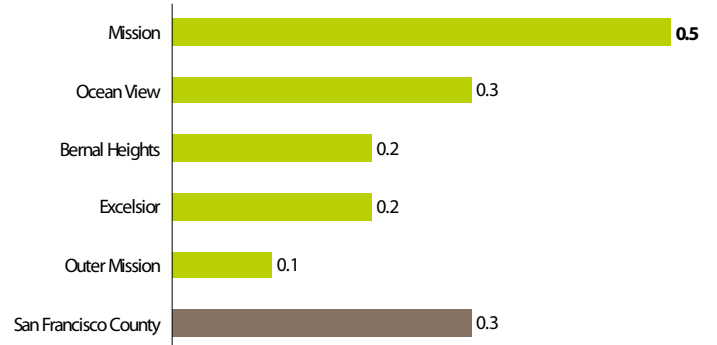


Safety in Your Neighborhood

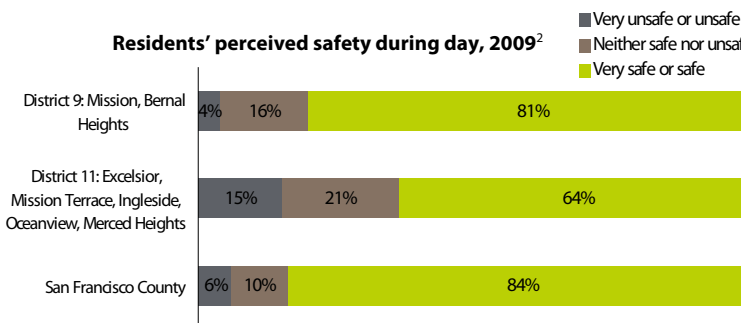
Pedestrian injuries and deaths per 100,000 (2004-2008)²



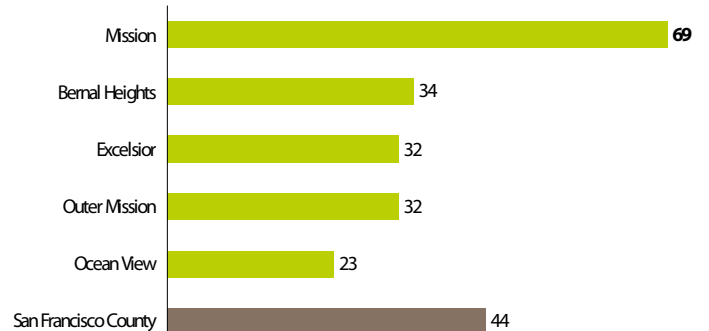
Homicides per 1,000 (2005-2007)²



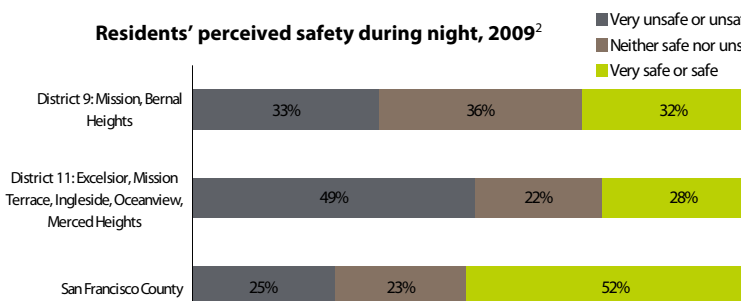
Residents' perceived safety during day, 2009²



Physical assaults per 1,000 (2005-2007)²



Residents' perceived safety during night, 2009²



REFERENCES

1. US Census Bureau, Census 2000
2. San Francisco Department of Public Health, The Healthy Development Measurement Tool (HDMT)
3. US Bureau of Labor Statistics
4. Health Matters in San Francisco
5. Office of Statewide Health Planning and Development, Healthcare Information Division
6. San Francisco Department of Public Health, Charity Care Report Fiscal Year 2009
7. California Department of Public Health, Death Profiles by ZIP Code
8. California Department of Public Health, Birth Profiles by ZIP Code
9. San Francisco Department of Public Health, Maternal, Child and Adolescent Health
10. California Health Interview Survey (CHIS), CHIS 2009, Adult Public Use File, UCLA Center for Health Policy Research

Prepared by **harder+company** community research for the San Francisco Department of Public Health, Health Care Services Master Plan Community Meeting held on September 22, 2011.