



**SFUSD** SAN FRANCISCO  
PUBLIC SCHOOLS



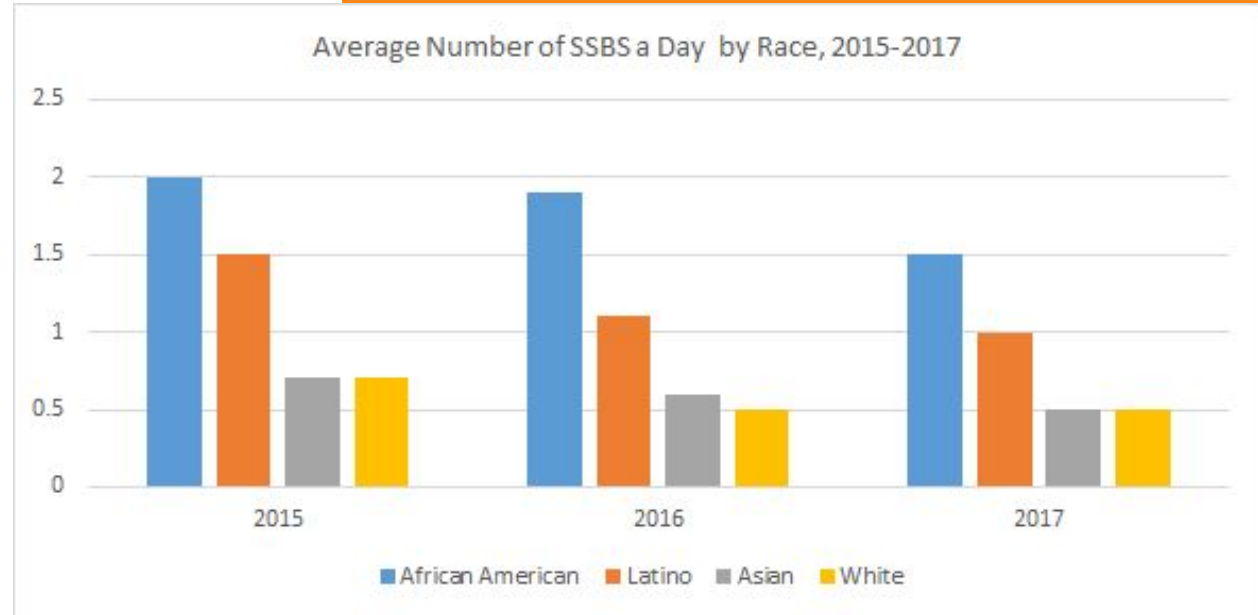
## Hydration Station Update



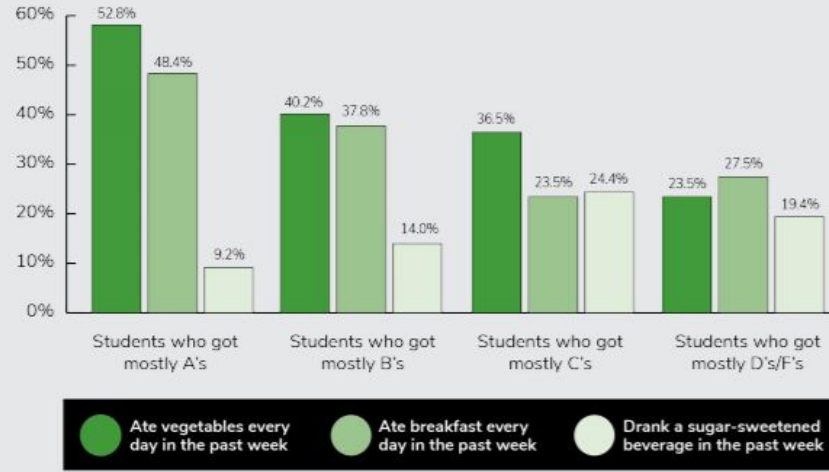
# SFUSD at-a-glance:

- 123 schools
- 54,063 students
- 55% of students are economically disadvantaged
- [The Longest Mile - Tassiana](#)

# Our School Data for Grades 7th - 10th



► A Closer Look: Healthy Eating and Academic Achievement



Academic success correlation strongly linked to healthy eating and drinking

Correlation between Healthy Eating and Academic Achievement, from YRBS *High School 2017*

We know that having  
Hydration Stations  
increase access to  
water and encourage  
students to drink less  
SSBs...

# Current SFUSD Hydration Stations

	BUDGET per site
	1
<b>Procurement</b>	
Tap station	\$1,000
Splash mat	\$100
Subtotal	\$1,100
<b>Installation</b>	
carpentry & plumbing	\$8,000
Subtotal	\$8,000
<b>Hazmat</b>	
lead abatement & asbestos services	\$1,000
lead testing	\$25.00
Subtotal	\$1,025
<b>Water Bottles</b>	
16 oz sports cap	\$5.00
students per school (avg)	400
Subtotal	\$2,000
<b>Graphics</b>	
Cost per schools	\$500
Subtotal	\$500
<b>Contingency</b>	
Cost per schools	\$1,000
Subtotal	\$1,000
<b>Net total</b>	<b>\$13,625</b>

- As of this moment, 89 schools in the district have Hydration Stations
- It costs approximately \$13,625 per site to install a Hydration station
- SDDTAC allocations will be used to fund the Hydration Station installations at the basic level in **33** schools in 2019

SFUSD 18-19 spending  
plan for the \$450K

Work scheduled for  
Summer 2019, stations  
ready for SY 19 - 20.

# Proposed School Prioritization

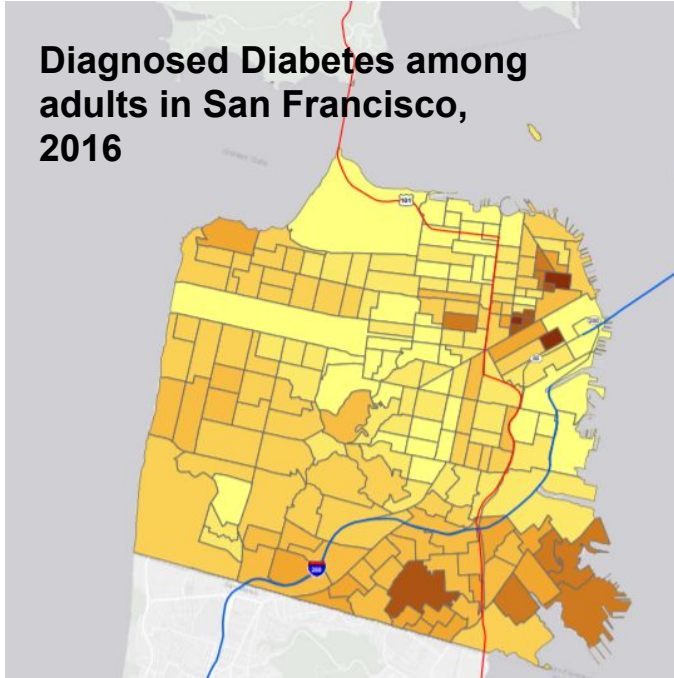
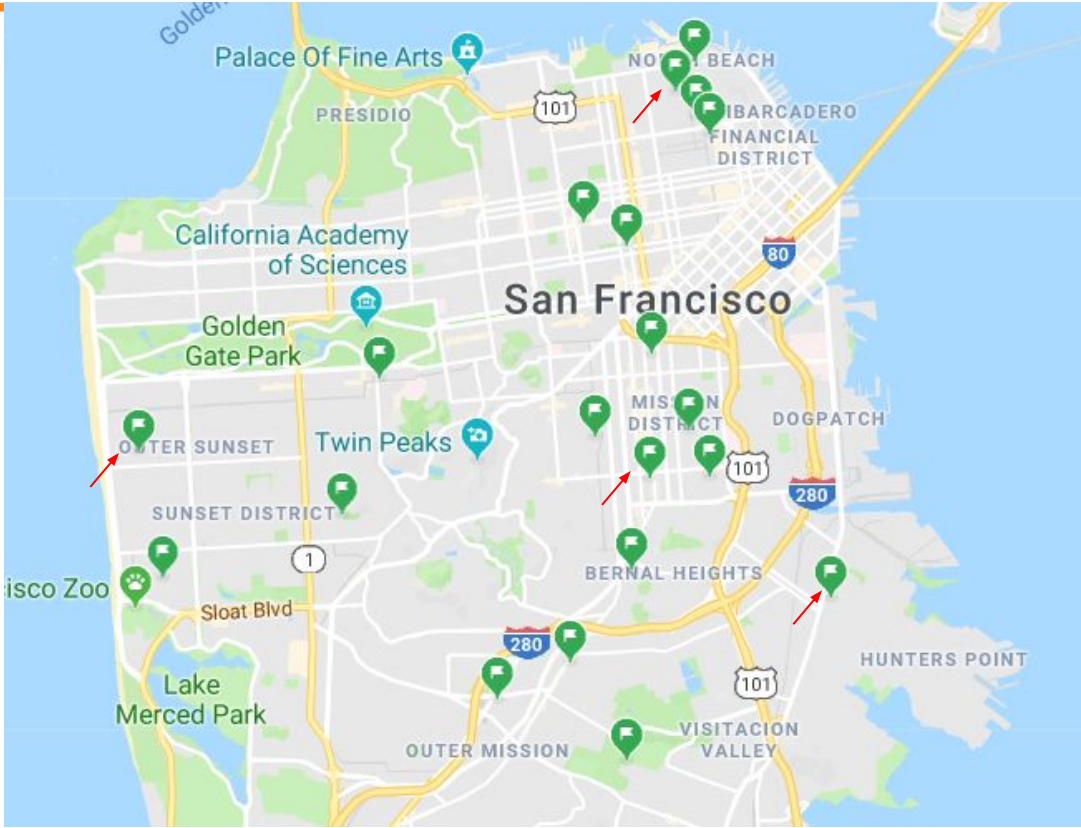
TIERS	Schools	Early Ed	Income	Final Count
I	x	x	x	6
II		x	x	7
III	x		x	8
IV	x	x		3
V		x		1
VI	x			8
			<b>TOTAL</b>	33



# Schools named by Zip Code

TIERS
I
II
III
IV
V
VI

94127/Financial District	94102/Civic Center	94122/Sunset
Sloat (Commodore)	Civic Center	Independence
		Noriega EES
94121/Richmond	94115/Pac Heights	Lawton Alternative
Argonne	Parks	Yu (Alice Fong)
	SF Public Montessori	Jefferson
94112/Excelsior	Weil EES	Francis Key Scott
SF Community School		
San Miguel EES	94124/Bayview	94123/Pac Heights
	Havard EES	Sherman
94110/Mission		
Moscone (George) ES	94134/Visitation Valley	94114/Noe Valley
Serra EES	McLaren EES	Mahler EES
Rodriguez EES		
V	94133/North Beach	94108/Nob Hill
Hilltop Special Services Center	Francisco	Commodore Stockton EED
Las Americas	Parker	
94117/Cole Valley	Yick Wo	94103./Mission
New Traditions	Sarah B. Cooper	Marshall ES
Chinese Immersion		
	94116/Sunset	94129/Presidio
	Hoover	Presidio EES
	Ulloa	



[ftp://ftp.cdc.gov/pub/MAPBOOKS/CA\\_San%20Francisco\\_MB\\_2016-P.pdf](ftp://ftp.cdc.gov/pub/MAPBOOKS/CA_San%20Francisco_MB_2016-P.pdf)

**Elevated lead levels at 4 Early Education schools**

[www.waterfillme.com](http://www.waterfillme.com)



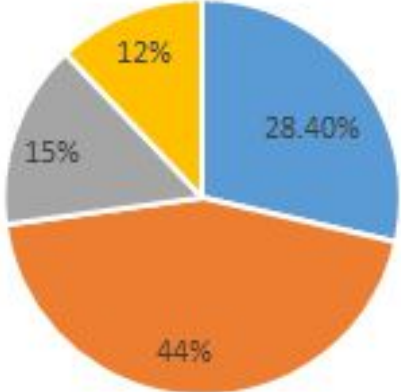
# Equity Lens

---

- 72% (89) of our SFUSD schools have or will have a Hydration Station. Of those...
  - 28% (35) of Hydration Station schools are **low-income**, while
  - 60% (54) of Hydration Station schools are **not low-income**.
- One low-income school will pilot an outside public water system (i.e. McLaren, Havard, or Parker for the community)
- Majority of our most-impacted students do not have the water resources, accessibility, education and opportunity to change their health outcomes that our other students do.

# Equity Lens

Schools with and without HS, by income level



- Low-income with HS
- Not low-income with HS
- Low-income without HS
- Not low-income without HS

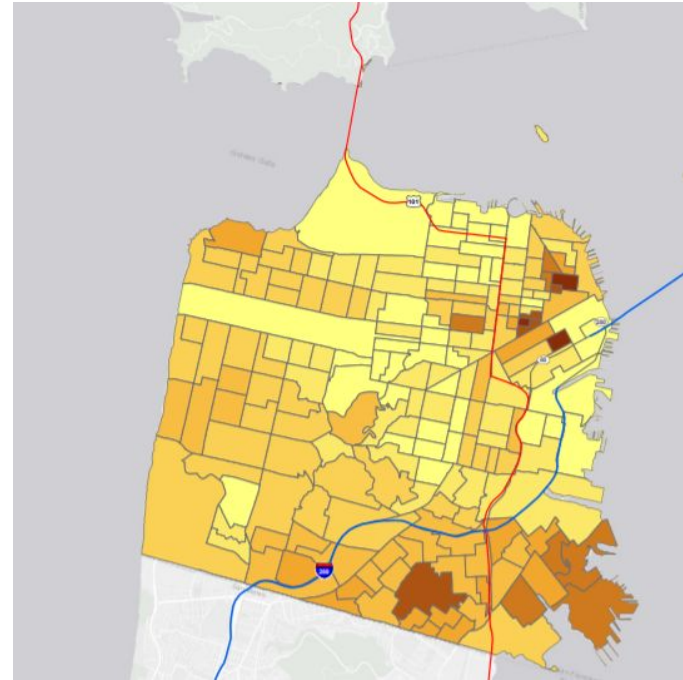
# SFUSD Hydration Stations NEEDS

	BUDGET per site	BUDGET total
	1	33
<b>Procurement</b>		
Tap station	\$1,000	
Splash mat	\$100	
<b>Subtotal</b>	<b>\$1,100</b>	<b>\$36,300</b>
<b>Installation</b>		
carpentry & plumbing	\$8,000	
<b>Subtotal</b>	<b>\$8,000</b>	<b>\$264,000</b>
<b>Hazmat</b>		
lead abatement & asbestos services	\$1,000	
lead testing	\$25.00	
<b>Subtotal</b>	<b>\$1,025</b>	<b>\$33,825</b>
<b>Water Bottles</b>		
16 oz sports cap	\$5.00	
students per school (avg)	400	
<b>Subtotal</b>	<b>\$2,000</b>	<b>\$66,000</b>
<b>Graphics</b>		
Cost per schools	\$500	
<b>Subtotal</b>	<b>\$500</b>	<b>\$16,500</b>
<b>Contingency</b>		
Cost per schools	\$1,000	
<b>Subtotal</b>	<b>\$1,000</b>	<b>\$33,000</b>
<b>Net total</b>	<b>\$13,625</b>	<b>\$449,625</b>

- \$450K allocations to fund schools
- 21 funded without HS now
- 13 additional funded silver/gold standard in 94124, 94134, 94108, 94102, Hoover (+public)

# Equity Lens

- **Request for 20 -21** will be to focus on all low-income schools in Districts with health disparities (i.e. District 10, Chinatown, Mission) = **approx \$500K**
- Those schools receive the Silver or Gold standard for hydration stations (i.e. one one each floor centrally located on that floor along with water education & conduct) -



Questions?