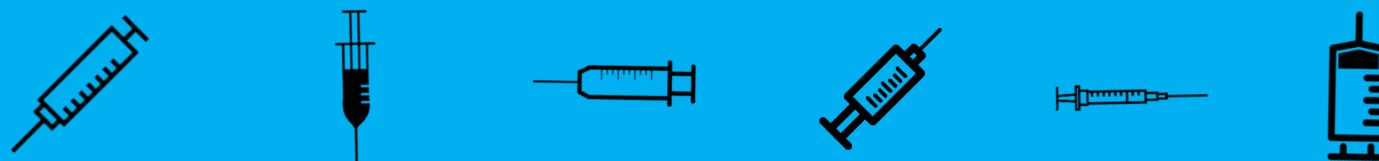


SAN FRANCISCO SAFE INJECTION SERVICES TASK FORCE



MEETING 3 • AUGUST 10TH, 2017 • 9AM-11AM • 25 VAN NESS AVE RM 610



SAN FRANCISCO DEPARTMENT OF PUBLIC HEALTH

TASK FORCE PURPOSE

- TO INVESTIGATE:
 - The potential opportunities and obstacles associated with safe injection services;
 - The community need for such services; and
 - The feasibility of opening and operating such services.
- TO MAKE POLICY RECOMMENDATIONS

TASK FORCE KEY DATES 2017

ACTIVITIES



TOPICS



JUNE 15

MEETING 1

JULY 21

MEETING 2

AUGUST 10

MEETING 3

SEPTEMBER 2017

RELEASE FINAL REPORT

JUNE

JULY

AUGUST

SEPTEMBER

■ DISCUSSION

- Injection Drug Use & Harm Reduction in San Francisco
- About Safe Injection Services
- Benefits and Risks

■ DEVELOP POLICY RECOMMENDATIONS

- PWID Survey Results
- Safe Injection Service Models
- Operations & Service Considerations

■ DEVELOP & FINALIZE POLICY RECOMMENDATIONS

- Business & Neighborhood Survey & Focus Group Results
- HR360 Survey Results
- Location and Siting Considerations

- FINALIZE POLICY RECOMMENDATIONS
- FORWARD TO TASK FORCE FOR FINAL COMMENTS

AGENDA

- DIRECTOR'S WELCOME, REMARKS & AGENDA REVIEW
- DRAFT POLICY RECOMMENDATIONS: OPERATIONS & SERVICES
- OVERVIEW OF SURVEYS & FOCUS GROUPS
- LOCATION & SITING
- DISCUSSION
- PUBLIC COMMENT
- CLOSING & NEXT STEPS



DRAFT POLICY RECOMMENDATIONS

OPERATIONS & SERVICES

DRAFT POLICY RECOMMENDATIONS: OPERATIONS & SERVICES

1. Support creation of safe injection services in SF



MODEL

2. Support an integrated model that includes on-site services and linkages to other services.
3. Incorporate a peer component in the staffing model.
4. Consider expanding the types of drug consumption allowed on-site.



INFORMATION SOURCES:



TASK FORCE



RESEARCH/
LITERATURE



COMMUNITY
SURVEYS



FOCUS
GROUPS



PUBLIC
COMMENT

DRAFT POLICY RECOMMENDATIONS: OPERATIONS & SERVICES (CONTINUED)

COMMUNITY ENGAGEMENT

- 5. Engage the public throughout the planning process to optimize the benefits of safe injection services to the surrounding community. ● ● ● ● ●

- 6. Engage people who inject drugs throughout the planning process to optimize the usage and benefits of safe injection services. ● ● ● ● ●

**INFORMATION
SOURCES:**



TASK
FORCE



RESEARCH/
LITERATURE



COMMUNITY
SURVEYS







FOCUS
GROUPS



PUBLIC
COMMENT

DRAFT POLICY RECOMMENDATIONS: OPERATIONS & SERVICES (CONTINUED)

PROGRAM PLANNING & MANAGEMENT

7. Design safe injection services as a safe, clean, and welcoming space for people who inject drugs. 
8. Recognize legal and real estate barriers to operating safe injection services and devise necessary contingency plans. 
9. Conduct an assessment to determine the optimal service scale, capacity, work flow, hours of operation, and staffing mix. 
10. Develop clear and measurable program goals and metrics. 

INFORMATION SOURCES:



TASK
FORCE



RESEARCH/
LITERATURE



COMMUNITY
SURVEYS



FOCUS
GROUPS



PUBLIC
COMMENT

SUMMARY DRAFT POLICY RECOMMENDATIONS

	1. SUPPORT OPERATING SIS			
MODEL	2. INTEGRATED MODEL WITH LINKAGES	3. PEER COMPONENT	4. OTHER CONSUMPTION TYPES	
COMMUNITY ENGAGEMENT	5. PUBLIC ENGAGEMENT	6. PWID ENGAGEMENT		
PROGRAM PLANNING & MANAGEMENT	7. SAFE, CLEAN, & WELCOMING SPACE	8. CONTINGENCY PLANS	9. NEEDS ASSESSMENT	10. PROGRAM GOALS & METRICS



COMMUNITY SURVEYS & FOCUS GROUP FINDINGS



SAN FRANCISCO
DEPARTMENT OF PUBLIC HEALTH

QUESTIONNAIRE



ONLINE SURVEY



FOCUS GROUP

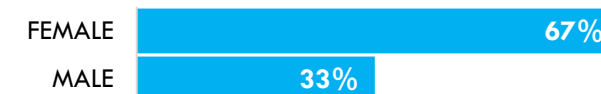
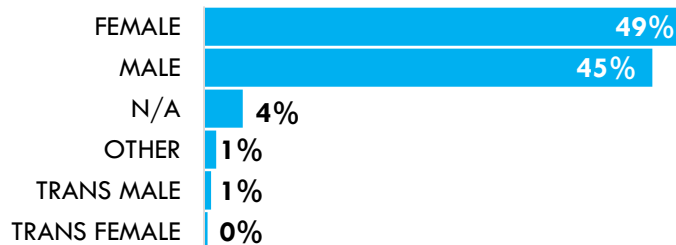
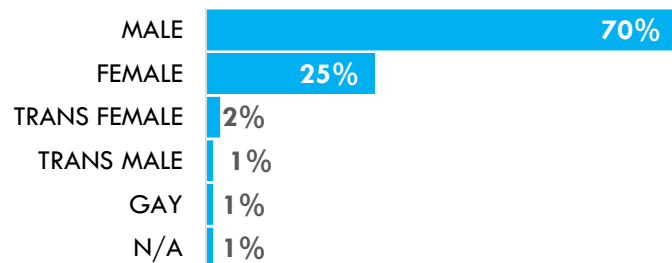
OVERVIEW

- 96 PARTICIPANTS
- PEOPLE IN EARLY RECOVERY (<1 YEAR)
- 43% FORMER INJECTION DRUG USERS
- 13 QUESTIONS: 4 OPEN-ENDED
- 25 NEIGHBORHOODS REPRESENTED
- JUN 2017 - JUL 2017

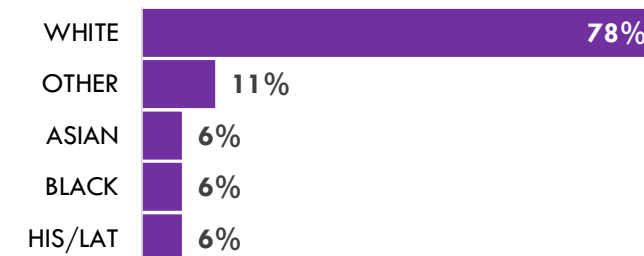
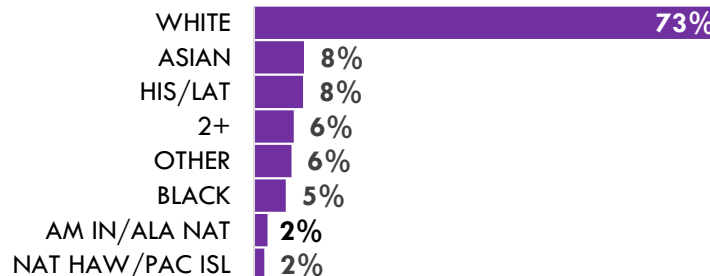
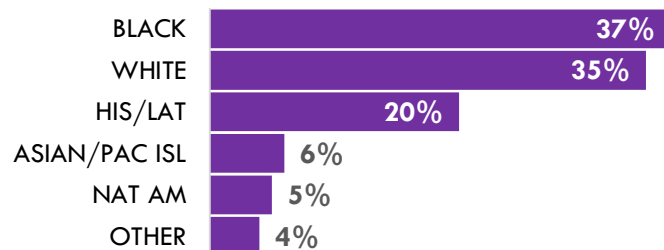
- 565 RESPONSES
- SF BUSINESS OWNERS, NEIGHBORHOOD GROUPS, & RESIDENTS
- 14 QUESTIONS: 4 OPEN-ENDED
- 27 ZIP CODES REPRESENTED
- JUN 2017 - JUL 2017

- 18 PARTICIPANTS
- SF BUSINESS OWNERS, NEIGHBORHOOD GROUPS, & RESIDENTS
- 11 QUESTIONS: 8 OPEN-ENDED
- 9 ZIP CODES REPRESENTED
- JULY 2017

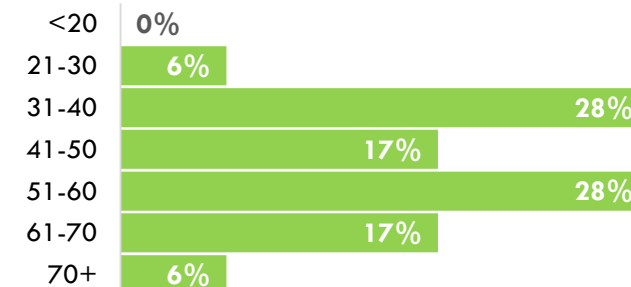
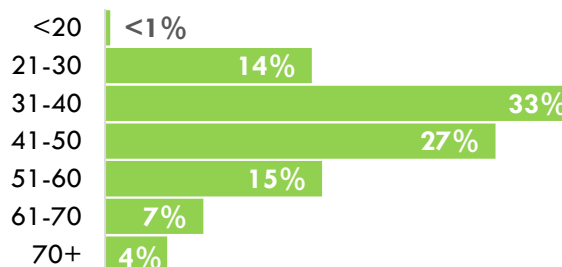
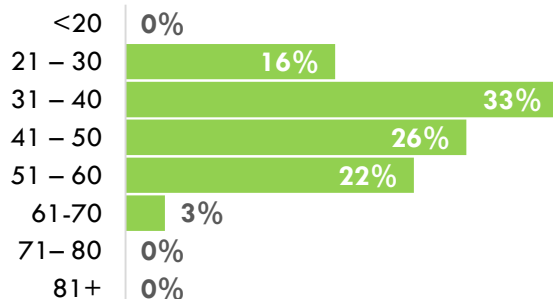
GENDER



RACE / ETHNICITY



AGE RANGE



SURVEY: PEOPLE IN EARLY RECOVERY

OVERVIEW

- 96 participants
- People in early recovery (less than 1 year)
- 43% former injection drug users
- 25 neighborhoods represented
- Jun 2017 - Jul 2017

DEMOGRAPHICS

- mostly **male** (70%)
- broad age ranges
- mostly **Black/African-American** (37%) and **White** (35%)
- 1 out of 5 **Hispanic/Latinx**

ONLINE SURVEY: SF BUSINESS OWNERS & RESIDENTS



OVERVIEW

- 565 responses
- SF business owners, neighborhood groups, and residents
- 14 questions: 4 open-ended
- responses from 27 ZIP codes
- Jun 2017 - Jul 2017

DEMOGRAPHICS

- 49% **female**
- 45% **male**
- broad age ranges
- predominantly **White** (73%)



FOCUS GROUPS: SF BUSINESS OWNERS & RESIDENTS

OVERVIEW

- 18 total participants
- 2 focus groups
- SF business owners, neighborhood groups, and residents
- 11 questions
- July 10th & 11th, 2017

DEMOGRAPHICS

- mostly **female** (67%)
- broad age ranges
- **older** average age
- predominantly **White** (78%)

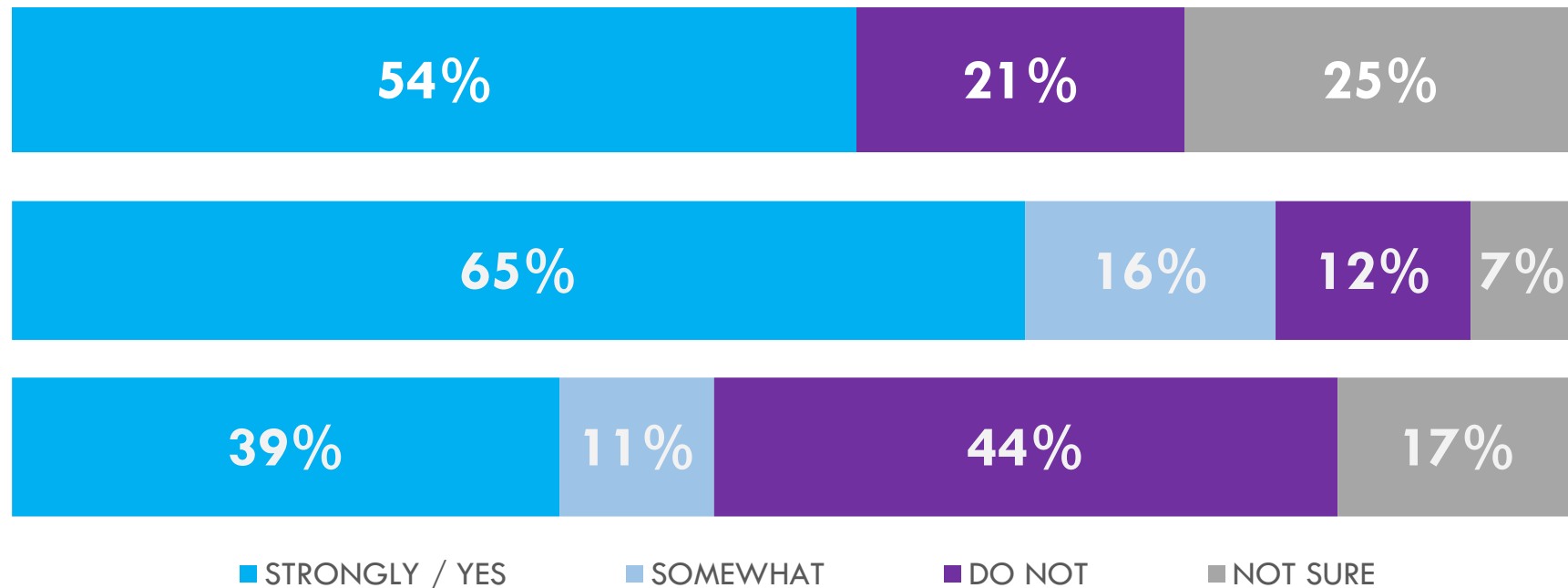


COMMON THEMES

- BENEFITS
- CONCERNS
- IDEAS

DO YOU SUPPORT SAFE INJECTION SERVICES?

AT LEAST HALF OF SURVEY RESPONDENTS & FOCUS GROUP PARTICIPANTS SUPPORT SAFE INJECTION SERVICES.



COMMON BENEFITS OF SIS

INFORMATION SOURCE

BENEFIT



BENEFIT	health RIGHT 360	Laptop	Group of People
■ REDUCE PUBLIC DRUG USE	✓	✓	✓
■ REDUCE PUBLICLY DISCARDED SYRINGES	✓	✓	✓
■ REDUCE DRUG OVERDOSES	✓	✓	✓
■ REDUCE SPREAD OF DISEASES	✓	✓	✓
■ CONNECT DRUG USERS TO TREATMENT	✓	✓	✓
■ MORE EFFICIENT USE OF PUBLIC RESOURCES		✓	✓
■ SAFER STREETS		✓	✓
■ SAFE SPACE FOR PWID		✓	✓

COMMON CONCERNS OF SIS

CONCERN

- USERS WILL NOT USE IT
- CONDONES DRUG USE
- ENABLES ADDICTION AND/OR RELAPSE
- DIVERTS RESOURCES FROM OTHER TREATMENT SERVICES
- INSUFFICIENT CAPACITY & RESOURCES TO MEET NEED

INFORMATION SOURCE



COMMON CONCERNS OF SIS (CONTINUED)

INFORMATION SOURCE



CONCERN

<ul style="list-style-type: none"> ATTRACTS DRUG USERS TO SURROUNDING AREA 	✓	✓
<ul style="list-style-type: none"> ATTRACTS DRUG DEALERS TO SURROUNDING AREA 	✓	✓
<ul style="list-style-type: none"> ATTRACTS CRIME TO SURROUNDING AREA 	✓	✓
<ul style="list-style-type: none"> INCREASES LOITERING OUTSIDE SIS FACILITY 	✓	✓
<ul style="list-style-type: none"> LONG LINES OF PWID OUTSIDE SIS FACILITY 	✓	✓
<ul style="list-style-type: none"> COMMUNITY OPPOSITION TO SIS 	✓	✓



COMMON IDEAS TO ADDRESS CONCERNS

IDEA

INFORMATION SOURCE



ENGAGEMENT & OUTREACH

- INVOLVE NEIGHBORHOOD & BUSINESSES IN PLANNING
- INVOLVE PWID IN PLANNING
- DEVELOP AN ONGOING PUBLIC INPUT PROCESS



PUBLIC EDUCATION

- PROVIDE ONGOING EDUCATION ON SIS
- DEVELOP A CENTRAL INFORMATION SOURCE





COMMON IDEAS TO ADDRESS CONCERNS

(CONTINUED)

IDEA

INFORMATION SOURCE



SAFETY & SECURITY

- ENFORCE ZERO TOLERANCE ON DRUG DEALING OUTSIDE SIS
- ENFORCE ZERO TOLERANCE FOR DRUG USE OUTSIDE SIS



PARTNERSHIPS & DESIGN

- STRONG COLLABORATIONS WITH OTHER PARTNERS
- ATTRACTIVE DESIGN THAT BLENDS WITH NEIGHBORHOOD





LOCATION & SITING

WHERE SHOULD SIS SERVICES BE LOCATED?

CHARACTERISTIC

INFORMATION SOURCE



■ WITH EXISTING SERVICES



■ WHERE PWID ARE MOST LIKELY TO BE



■ IN OR NEAR A MEDICAL FACILITY



■ SOMEWHERE DISCRETE



■ NOT NEAR SCHOOLS & PLAYGROUNDS



■ NOT NEAR BUSINESS & TOURIST AREAS



WHERE SHOULD SIS SERVICES BE LOCATED?

NEIGHBORHOOD

INFORMATION SOURCE



NEIGHBORHOOD	RTI INTERNATIONAL	POPULATION HEALTH DIVISION SAN FRANCISCO DEPARTMENT OF PUBLIC HEALTH	health RIGHT 360 A FAMILY OF PROGRAMS	Laptop icon	Group of people icon
■ MULTIPLE LOCATIONS THROUGHOUT SF	✓	✓	✓	✓	✓
■ TENDERLOIN	✓	✓	✓	✓	✓
■ CIVIC CENTER	✓	✓	✓	✓	
■ MISSION	✓	✓	✓	✓	
■ SOMA	✓	✓	✓	✓	
■ BAYVIEW	✓	✓	✓	✓	
■ HAIGHT-ASHBURY		✓	✓	✓	

CONSIDERATIONS FOR SIS LOCATION & SITING

LOCATION

1. MULTIPLE LOCATIONS THROUGHOUT SF



2. LOCATE SIS WHERE PWID ARE



3. LOCATE SIS WHERE EXISTING SERVICES ARE DELIVERED TO PWID



**INFORMATION
SOURCES:**



TASK
FORCE



RESEARCH/
LITERATURE



COMMUNITY
SURVEYS






FOCUS
GROUPS



PUBLIC
COMMENT

CONSIDERATIONS FOR SIS LOCATION & SITING

ENGAGEMENT & EDUCATION

- 4. ENGAGE LAW ENFORCEMENT AGENCIES TO DETERMINE PUBLIC SAFETY PRIORITIES & STRATEGIES 
- 5. ENGAGE STAKEHOLDERS FROM POTENTIAL NEIGHBORHOODS 
- 6. DEVELOP A PUBLIC INFORMATION CAMPAIGN ON THE BENEFITS OF SIS, INCLUDING A CENTRAL INFORMATION SOURCE FOR THE PUBLIC 

INFORMATION SOURCES:



TASK FORCE



RESEARCH/
LITERATURE



COMMUNITY
SURVEYS



FOCUS
GROUPS



PUBLIC
COMMENT

SUMMARY CONSIDERATIONS FOR SIS LOCATION & SITING

LOCATION

1. MULTIPLE LOCATIONS

2. WHERE PWID

3. EXISTING SERVICES FOR
PWID ARE

ENGAGEMENT & EDUCATION

4. ENGAGE STAKEHOLDERS

5. ENGAGE LAW
ENFORCEMENT AGENCIES

6. PUBLIC INFORMATION



DISCUSSION QUESTION

DISCUSSION QUESTION

WHAT ARE YOUR THOUGHTS ON THESE
CONSIDERATIONS FOR THE LOCATION OF
SIS IN SAN FRANCISCO?

TASK FORCE KEY DATES 2017

ACTIVITIES



TOPICS



JUNE 15

MEETING 1

JULY 21

MEETING 2

AUGUST 10

MEETING 3

SEPTEMBER 2017

RELEASE FINAL REPORT

JUNE

JULY

AUGUST

SEPTEMBER

■ DISCUSSION

- Injection Drug Use & Harm Reduction in San Francisco
- About Safe Injection Services
- Benefits and Risks

■ DEVELOP POLICY RECOMMENDATIONS

- PWID Survey Results
- Safe Injection Service Models
- Operations & Service Considerations

■ DEVELOP & FINALIZE POLICY RECOMMENDATIONS

- Business & Neighborhood Survey & Focus Group Results
- HR360 Survey Results
- Location and Siting Considerations

- FINALIZE POLICY RECOMMENDATIONS
- FORWARD TO TASK FORCE FOR FINAL COMMENTS



PUBLIC COMMENT

2 MINUTES PER PERSON

CLOSING COMMENTS & NEXT STEPS