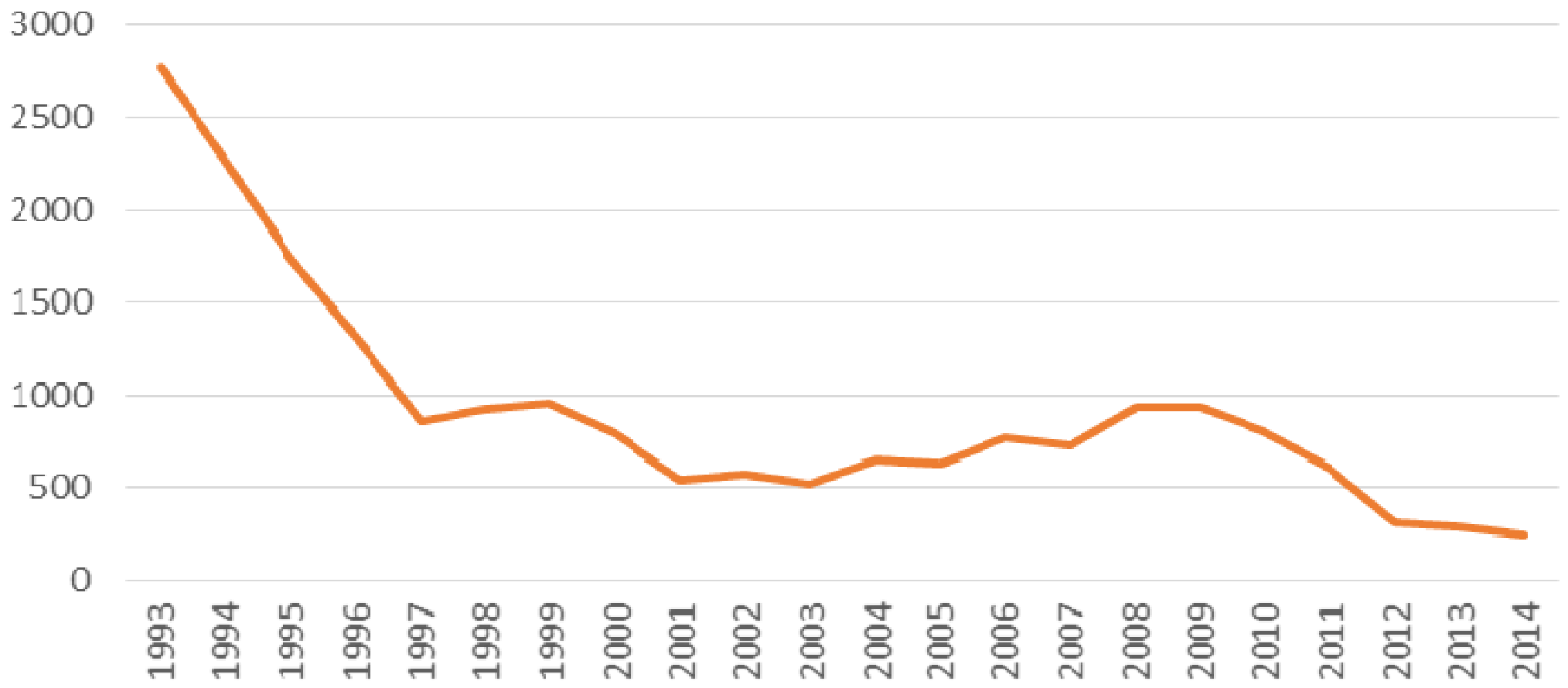


San Francisco County's Elimination of Mass Incarceration

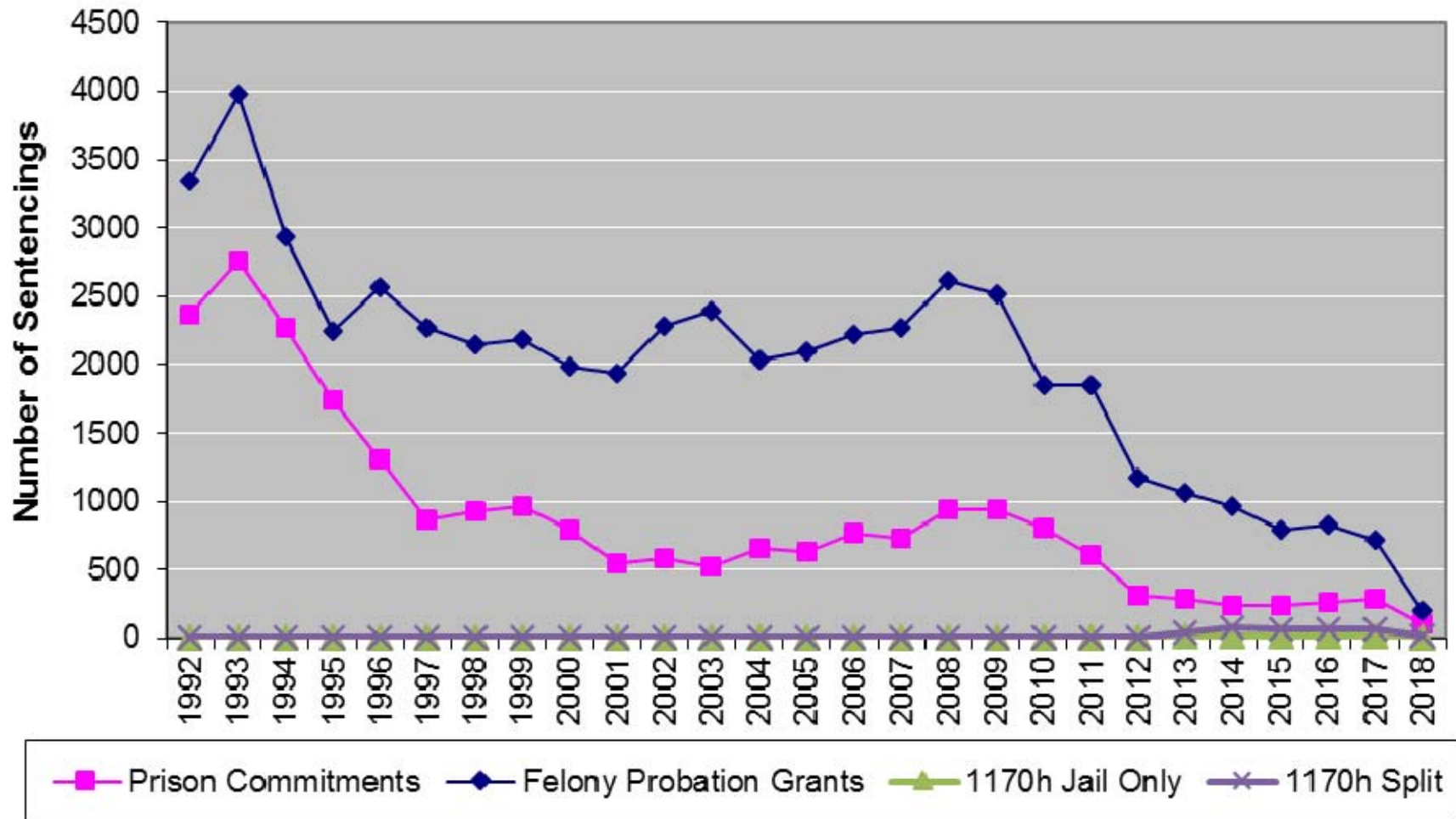
James Austin, Ph.D.

The JFA Institute

San Francisco State Prison Commitments 1992-2014



MIR 4538/4539 - Felony Sentencings, 1992-2018 YTD



Source: CMS; Unit: Court Numbers

**Figure 4. San Francisco Jail Population by Sentence Status
2006-2015**

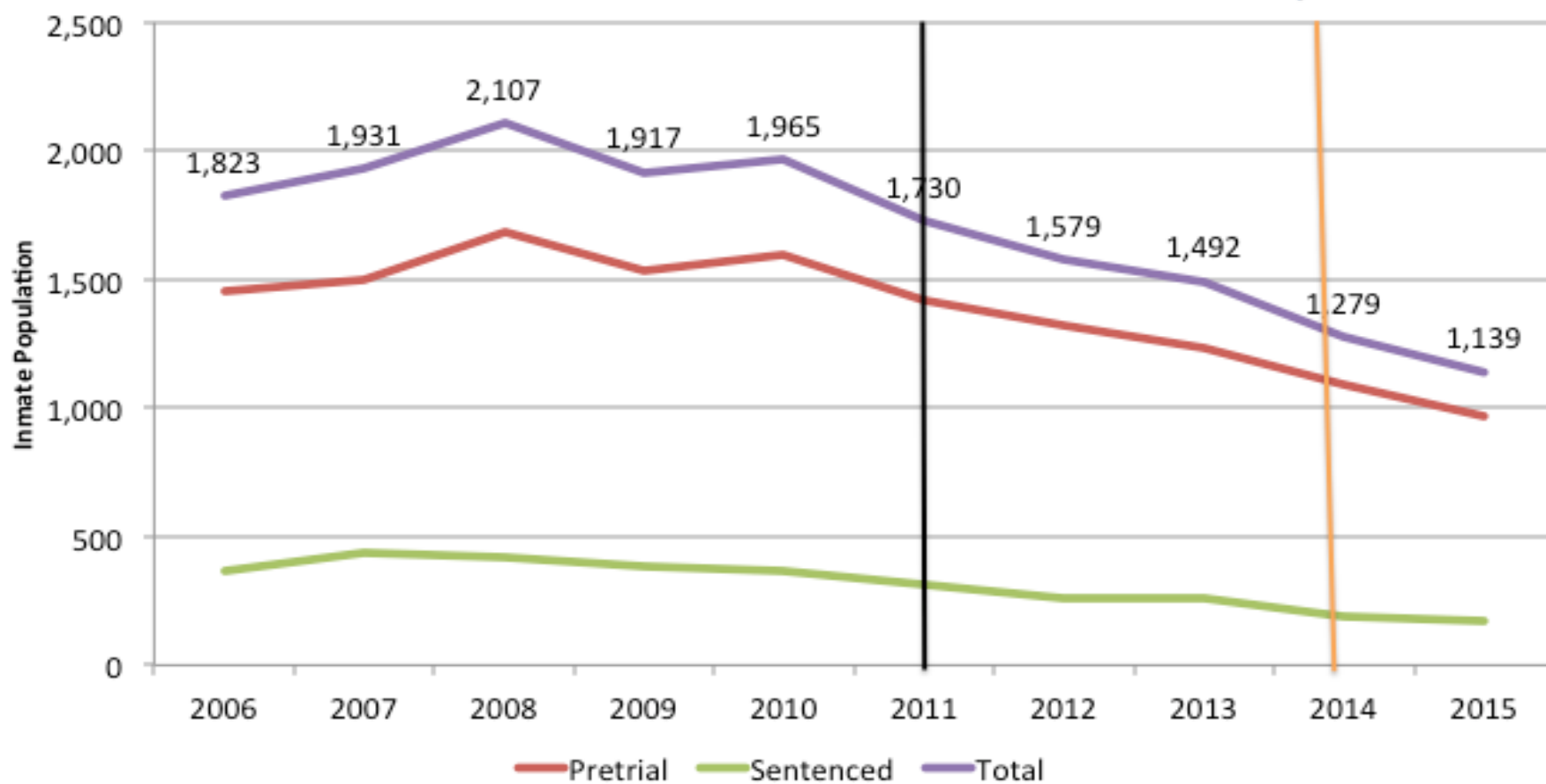


Figure 1. US and San Francisco County Incarceration Rates

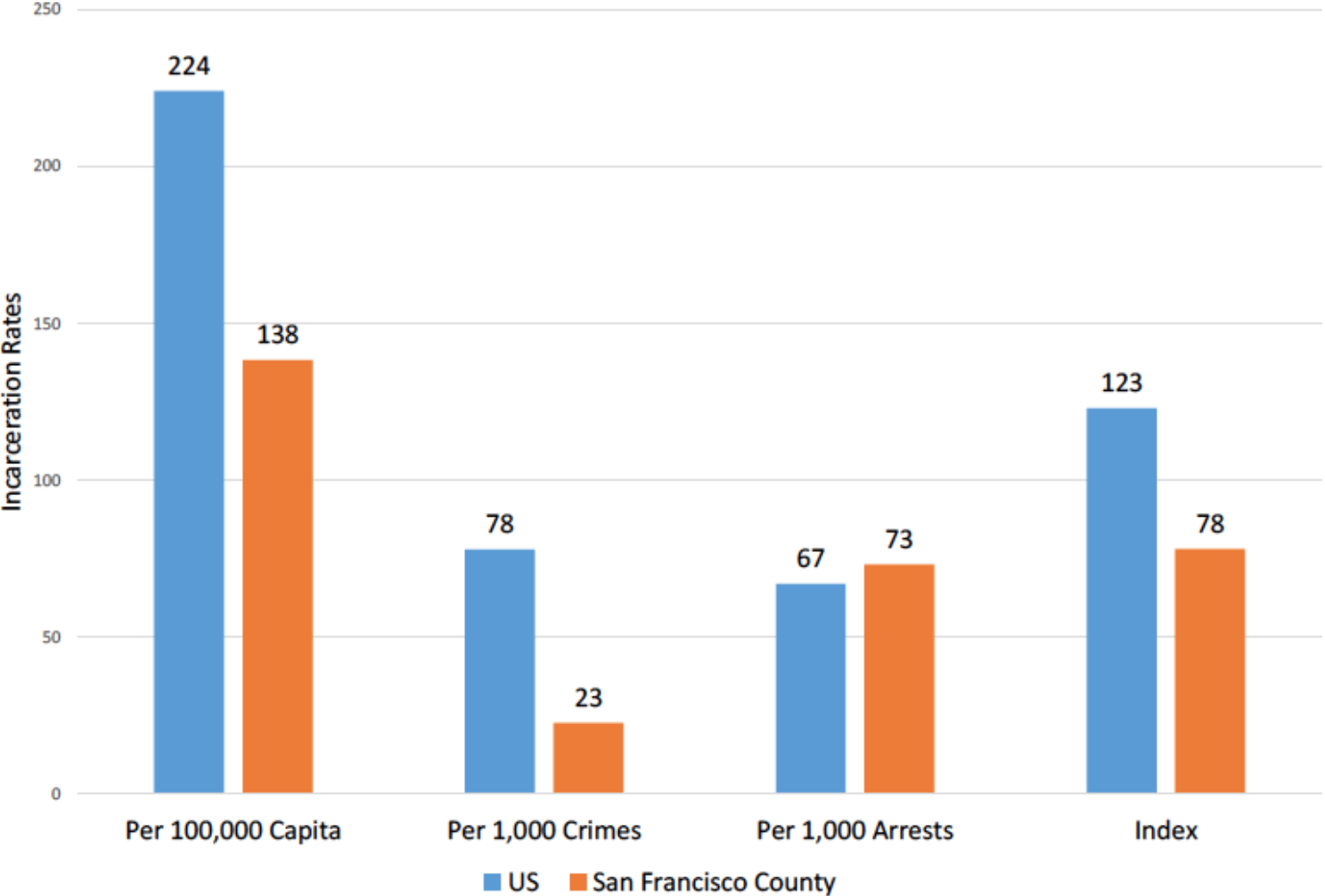


Figure 2. San Francisco Jail Incarceration Rates By Race/Ethnicity

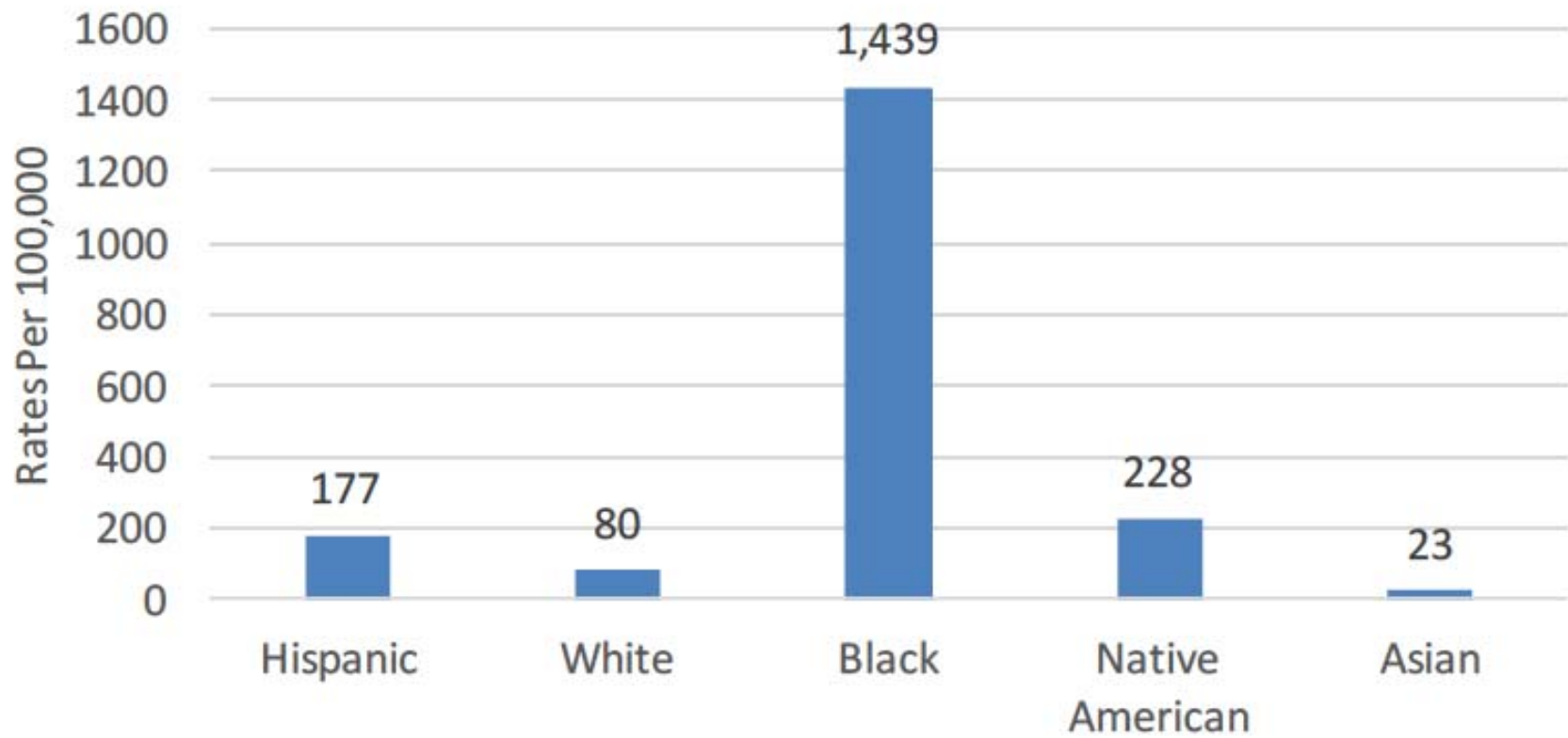


TABLE 2
San Francisco County
Jail Population by Primary Offense as of April 14, 2018

Offense	Number	Percent	Average LOS (days) To Date
Total Misdemeanor	45	3.6%	21.9
Total Felony	1,176	94.8%	334.1
Violent Felonies	824	66.5%	420.8
Murder/Homicide	238	19.2%	729.3
Assault	97	7.8%	188.8
Domestic Violence	19	1.5%	262.1
Sex	41	3.3%	726.6
Robbery	280	22.6%	350.2
Weapons	26	2.1%	139.0
Other Violent	123	9.9%	149.9
Non-Violent Felonies	282	22.7%	128.8
Burglary	192	15.5%	153.0
Theft/Fraud/Forgery	55	4.4%	68.7
Drug Felonies - Sale	54	4.4%	58.0

**Table 4. San Francisco County
Summary Length of Stay Releases - April 13, 2017 to April 12, 2018**

Attribute	
Total Jail Releases	17,046
Number of Person Released	10,849
Persons with one release	7,794
Persons with two releases	1,714
Persons with three releases	672
Persons with four releases	328
Persons with five or more releases	341
Length of Stay	
Average (Mean)	20.0 Days
Median	2.3 Days
Number releases within 24 hours	5,513
Number released between 1 and 3 days	3,777
Number released between 3 and 10 days	3,758
Number released between 10 and 30 days	1,598
Number released between 30 and 90 days	1,434
Number released over 90 days	949



TABLE 6
San Francisco County
Jail Releases Length of Stay and Occupied Beds by Release Type
April 13, 2017 to April 12, 2018

Release Reason	Number	Percent	Average Length of Stay (days)	Calculated Average Daily Population
Total Releases	17,046	100.0%	20.0	933
Assertive Case Management	794	4.7%	9.6	21
Bail	1,960	11.5%	6.6	35
Charges Discharged or Dismissed	1,067	6.3%	7.7	23
Citation	2,980	17.5%	3.3	27
Court Order	2,292	13.4%	14.7	92
Criminal Matters Adjudicated	3,426	20.1%	19.8	186
Own Recognizance (O.R.) Project	650	3.8%	1.2	2
Probation/Parole	69	0.4%	23.5	4
Time Served	1,256	7.4%	49.9	172
Transfer	2,549	15.0%	53.3	372
Other	3	0.0%	3.8	0

