



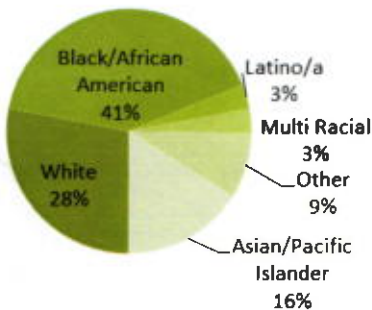
SAN FRANCISCO COLLABORATIVE COURTS

March 2018

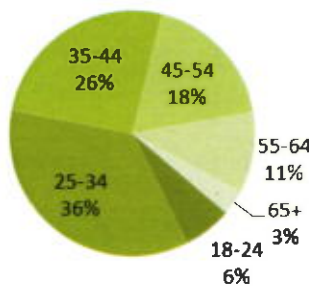
San Francisco Behavioral Health Court Jan 1, 2016 – Dec. 31, 2017



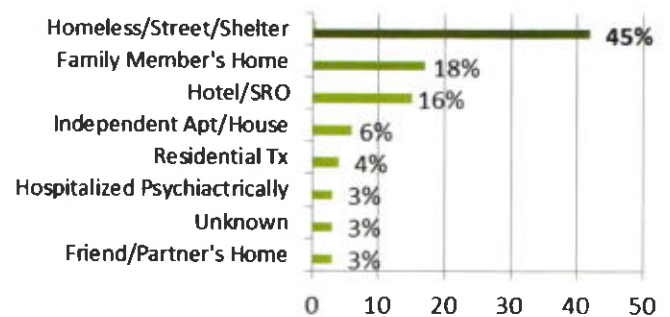
Race - New Clients



Age - New Clients

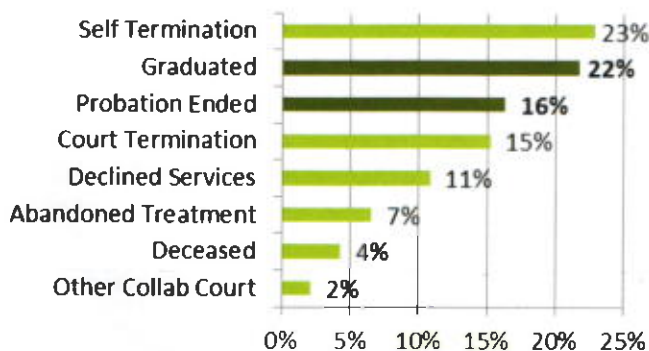


Housing Prior to Arrest - New Clients

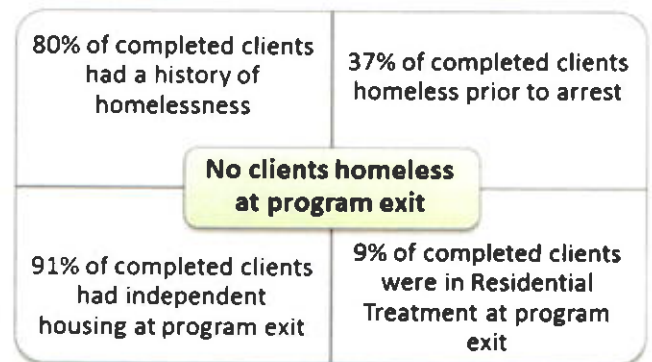


- 76% of new clients were **Male**, 20% female, 2% Transgender Woman, and 2% Transgender Man.
- 75% of new clients reported a **history of homelessness**.
- 62% of new clients had a **Primary Diagnosis of Schizophrenia**, 17% Bipolar, 13% Psychotic disorder.
- 76% of new clients had a **Co-Occurring Substance Abuse** disorder.

Exiting Clients 2016 - 2017 (92)



Successful Program Completion 2016-2017** (35)



- Clients who successfully completed BHC in 2016 and 2017 spent an average of **763 days** in the program

*Chart represents all clients who exited BHC in 2016 and 2017 (92)

**Includes clients that Graduated or completed the terms of their Probation (35)