

Snapshot of August 23, 2016

On August 23, there were:

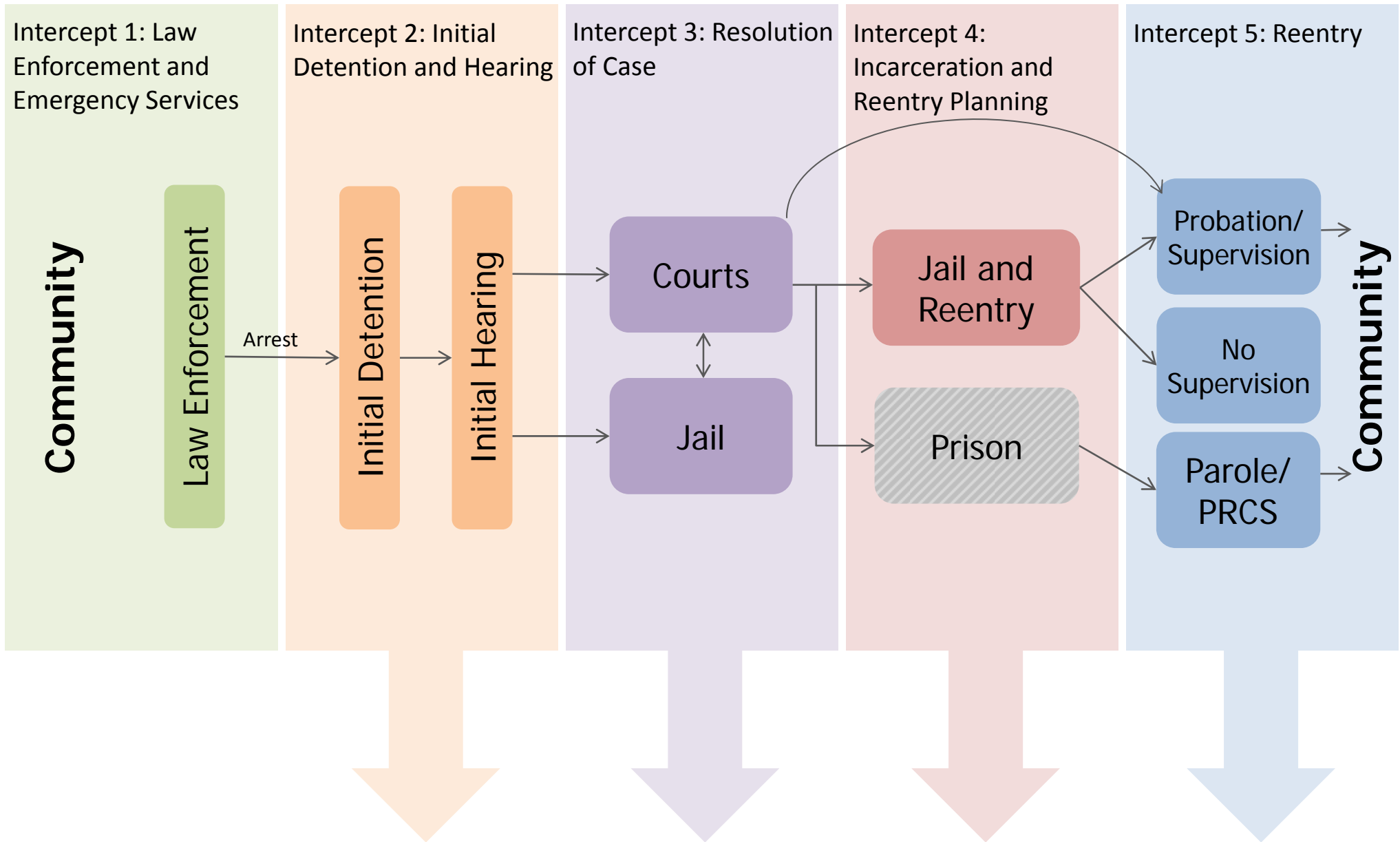
49 with intercept exits

866 in alternatives to custody

***4,143** under active APD supervision

1,371 people in custody

Sequential Intercept Model



Intercept 1: Law
Enforcement and
Emergency Services

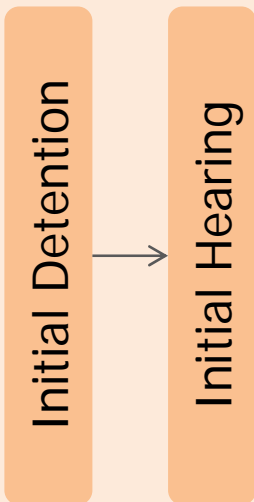
Community

Law Enforcement

Intercept Exit

- Misdemeanor Field citations (unknown #)

Intercept 2: Initial
Detention and Hearing



Intercept Exit

- DA did not rebook (49)

Alternatives to Custody

- Own Recognizance (410) (SPR)
- Out on jail misdemeanor citations (unknown #)
- Out on bail (unknown #)

Intercept 3: Resolution
of Case

Courts

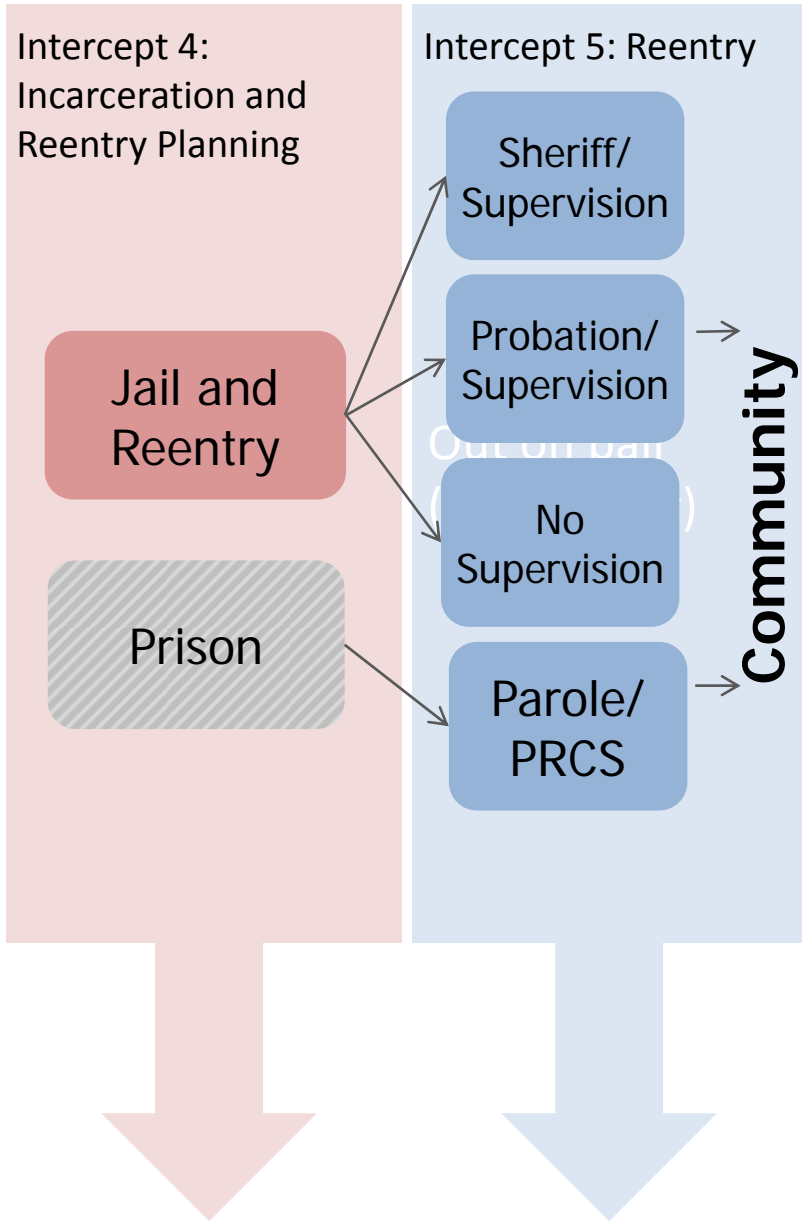


Jail

Intercept

Alternatives to Custody

- Misdemeanor diversion (188)
- Supervised court mandate (113)
- Collaborative Courts (47*)
- Electronic Monitoring (27)



Intercept Exit

- NoVA Housing (116) SFSD

Alternatives to Custody

- Sheriff's Work Alternative Program (31)
- Electronic Monitoring (15) SFSD
- Residential Treatment (5) SFSD
- Electronic Monitoring (30) ADP

Snapshot of August 23, 2016

1,371

People in custody
August 23, 2016



In-custody (8/23)	1,371
Processing	-112
Hold/Detainers	-50
Sentenced to County Jail	-84
Sentenced with Pending Matter	-116
Safekeep	-32
Enroute to Other County	-9
State Parole	-24
Probation	-47
No Bond with Open Case	-295
TOTAL REMAINING	602

More about the 602
remaining people...

Race/Ethnicity

	# of Remaining People	% of Remaining People
+ Black	297	49.3%
+ White	130	21.6%
+ Hispanic	110	18.3%
+ Asian	38	6.3%
+ Other	16	2.7%
+ Pacific Islander	11	1.8%
Grand Total	602	100.0%

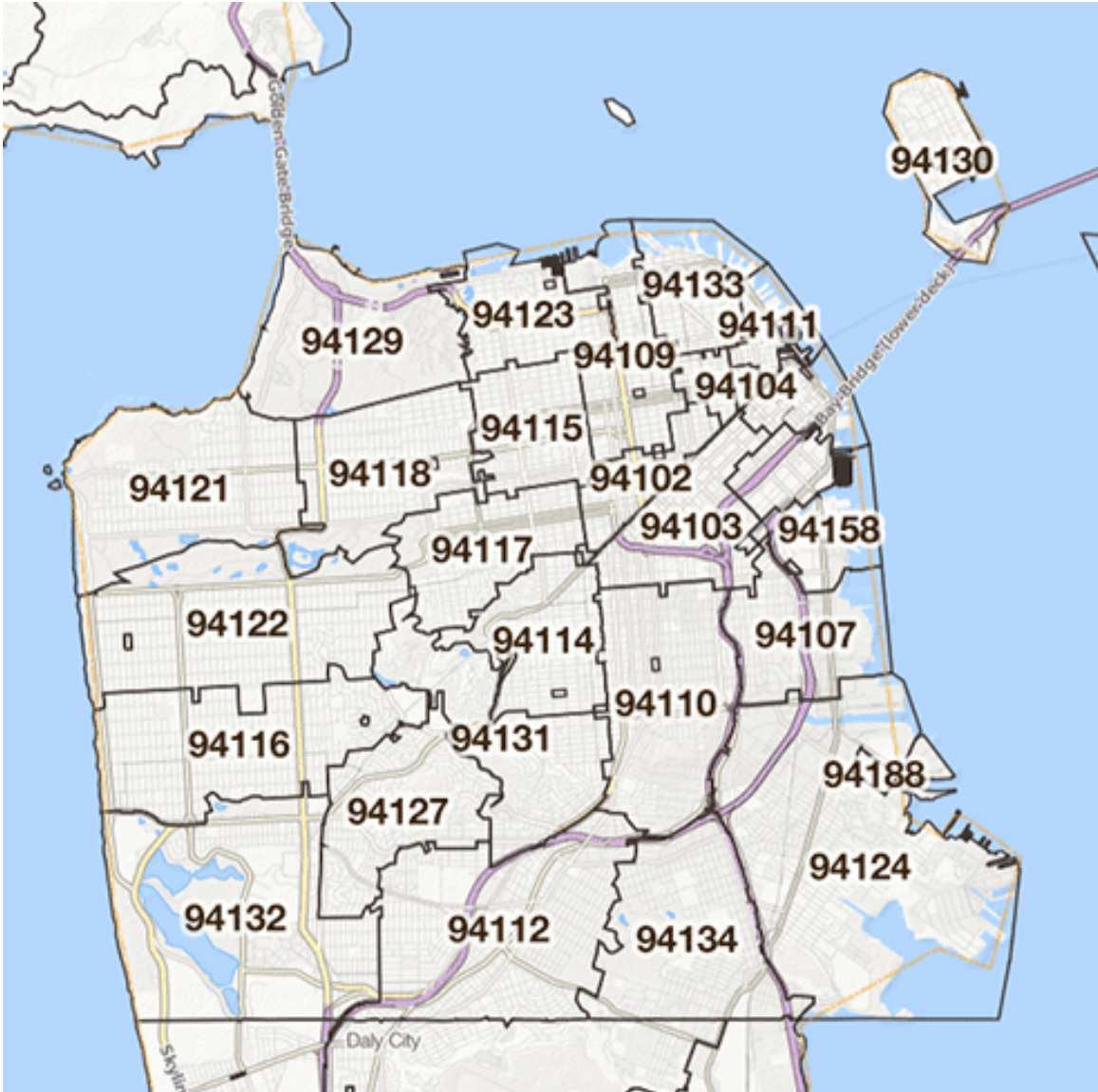
Area of Residence

	# of Remaining People	% of Remaining People
SAN FRANCISCO	375	62.3%
EAST BAY	76	12.6%
HOMELESS	70	11.6%
NOT RECORDED	28	4.7%
OUTSIDE BAY AREA	20	3.3%
SOUTH BAY	17	2.8%
DALY CITY	9	1.5%
NORTH BAY	7	1.2%
Grand Total	602	100.0%

Zipcode of Residence

	# of Remaining People	% of Remaining People
NOT SF	129	21.4%
94102	71	11.8%
HOMELESS	69	11.5%
94124	64	10.6%
NOT RECORDED	62	10.3%
94110	29	4.8%
94134	28	4.7%
94103	28	4.7%
94115	22	3.7%
94112	19	3.2%
94107	15	2.5%
94109	12	2.0%
94117	10	1.7%
94132	7	1.2%
94133	6	1.0%
94122	4	0.7%
94130	4	0.7%
94121	4	0.7%
94131	3	0.5%
94116	3	0.5%
94114	3	0.5%
94118	3	0.5%
94111	2	0.3%
94108	1	0.2%
94105	1	0.2%
94127	1	0.2%
94123	1	0.2%
94139	1	0.2%
Grand Total	602	100.0%

Zipcode Map



Crime Type

	# of Remaining People	% of Remaining People
Person	397	65.9%
Property	148	24.6%
Weapon	22	3.7%
Drug sales	18	3.0%
Other	10	1.7%
Inchoate	5	0.8%
Drug possession	2	0.3%
Grand Total	602	100.0%

Top 30 Main Charges

	# of Remaining People	% of Remaining People
⊕ Other (68 less frequently occurring main charges)	110	18.3%
⊕ SECOND DEGREE ROBBERY	79	13.1%
⊕ MURDER	51	8.5%
⊕ FIRST DEGREE BURGLARY-RESIDENTIAL	39	6.5%
⊕ 2ND DEGREE BURGLARY - COMMERCIAL	32	5.3%
⊕ ASSAULT WITH A DEADLY WEAPON-NOT A FIREARM	28	4.7%
⊕ FIRST DEGREE ROBBERY	27	4.5%
⊕ ASSAULT WITH A SEMIAUTOMATIC FIREARM	26	4.3%
⊕ SECOND DEGREE BURGLARY	25	4.2%
⊕ ASSAULT WITH FORCE LIKELY TO COMMIT GREAT BODILY INJURY		
⊕ INJURY	18	3.0%
⊕ DOMESTIC VIOLENCE	18	3.0%
⊕ CRIMINAL THREATS	14	2.3%
⊕ RECEIVING STOLEN PROPERTY, MOTOR VEHICLE	13	2.2%
⊕ ASSAULT UPON A PEACE OFFICER WITH FORCE LIKELY TO CAUSE GREAT BODILY INJURY		
⊕ CAUSE GREAT BODILY INJURY	12	2.0%
⊕ KIDNAPPING TO COMMIT ANOTHER CRIME	12	2.0%
⊕ TRANSPORTATION, SALE AND GIVING AWAY OF A CONTROLLED SUBSTANCE		
⊕ CONTROLLED SUBSTANCE	10	1.7%
⊕ MAYHEM	9	1.5%
⊕ AGGRAVATED MAYHEM	8	1.3%
⊕ CARJACKING	8	1.3%
⊕ RESISTING, OBSTRUCTING, DELAYING OF A PEACE OFFICER OR EMT		
⊕ OFFICER OR EMT	8	1.3%
⊕ INFLECTING INJURY ON ELDER OR DEPENDENT ADULT LIKELY TO CAUSE GREAT BODILY INJURY		
⊕ LIKELY TO CAUSE GREAT BODILY INJURY	7	1.2%
⊕ BATTERY	6	1.0%
⊕ VANDALISM MORE THAN \$400	6	1.0%
⊕ CHILD ENDANGERMENT	5	0.8%
⊕ POSSESSION OF FIREARM BY A FELON	5	0.8%
⊕ ASSAULT WITH A FIREARM	5	0.8%
⊕ GRAND THEFT OF PERSONAL PROPERTY	5	0.8%
⊕ RAPE BY FORCE OR VIOLENCE OR BY THREAT OF BODILY INJURY		
⊕ INJURY	4	0.7%
⊕ UNLAWFUL POSSESSION OF A CONTROLLED SUBSTANCE WITH FIREARM		
⊕ WITH FIREARM	4	0.7%
⊕ DISOBEYING DOMESTIC RELATIONS COURT ORDER	4	0.7%
⊕ DISCHARGE OF FIREARM AT AN INHABITED ENCLOSURE	4	0.7%
Grand Total	602	100.0%

Bail Range

	# of Remaining People	% of Remaining People
>\$500,000	212	35.2%
>\$100,000-\$500,000	230	38.2%
>\$50,000-\$100,000	85	14.1%
>\$10,000-\$50,000	56	9.3%
\$10,000 and less	19	3.2%
Grand Total	602	100.0%

Addendum to Sheriff Presentation: Data on Women in Jail

- The work group requested data breakdowns on charge types, area of residence and bail amounts for **women in jail**.
- The following tables are all based on a snapshot of August 23, 2016 – specifically, **the 602 people in jail that day (64 women) who could not be released for a variety of reasons** (e.g., hold, probation violation, etc.), See earlier slides for more details.

Race/Ethnicity by Gender

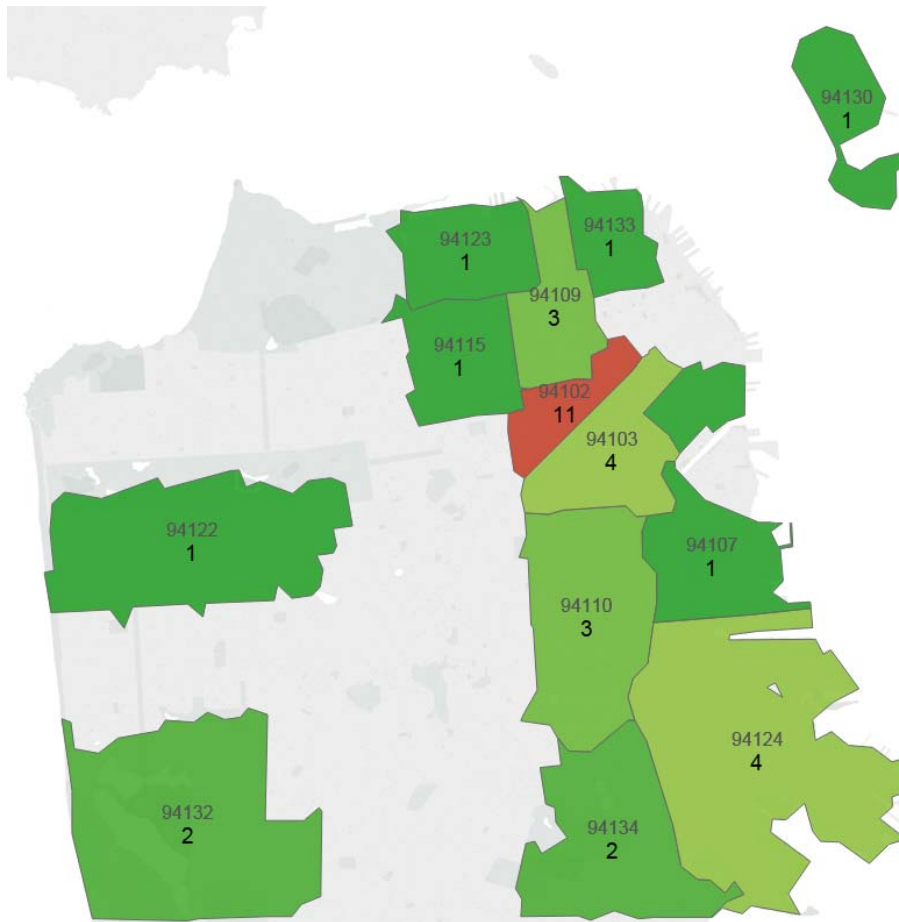
# of Remaining People	Female	Male	Grand Total
Black	25	272	297
White	22	108	130
Hispanic	11	99	110
Asian	4	34	38
Other	2	14	16
Pacific Islander		11	11
Grand Total	64	538	602

Area of Residence by Gender

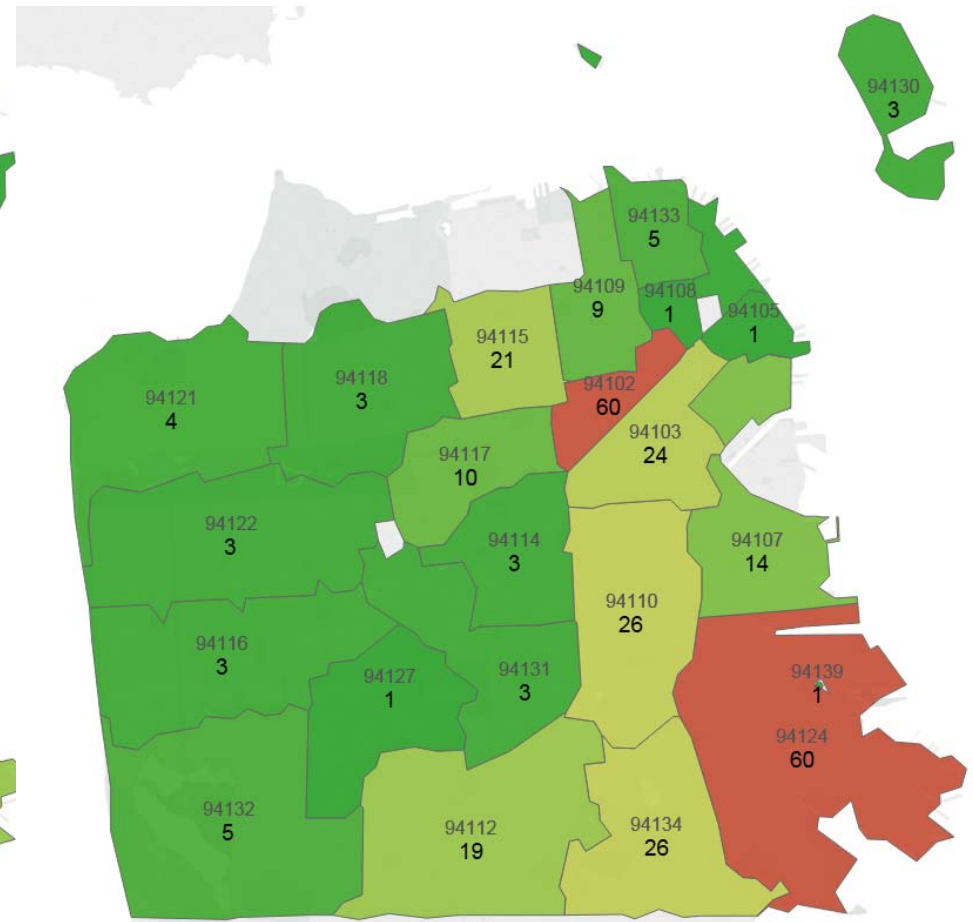
# of Remaining People	Female	Male	Grand Total
SAN FRANCISCO	39	336	375
EAST BAY	7	69	76
HOMELESS	11	59	70
NOT RECORDED	4	24	28
OUTSIDE BAY AREA		20	20
SOUTH BAY	2	15	17
DALY CITY		9	9
NORTH BAY	1	6	7
Grand Total	64	538	602

Zipcode of Residence by Gender (map)

Female (35 total)



Male (307 total)



*Excludes 260 people who are homeless, not SF residents, or whose residence is unknown.

Zipcode of Residence by Gender (table)

# of Remaining People	Female	Male	Grand Total
NOT SF	10	119	129
HOMELESS	11	58	69
NOT RECORDED	8	54	62
94102	11	60	71
94103	4	24	28
94105		1	1
94107	1	14	15
94108		1	1
94109	3	9	12
94110	3	26	29
94111		2	2
94112		19	19
94114		3	3
94115	1	21	22
94116		3	3
94117		10	10
94118		3	3
94121		4	4
94122	1	3	4
94123	1		1
94124	4	60	64
94127		1	1
94130	1	3	4
94131		3	3
94132	2	5	7
94133	1	5	6
94134	2	26	28
94139		1	1
Grand Total	64	538	602

*Excludes 260 people who are homeless, not SF residents, or whose residence is unknown.

Crime Type by Gender

# of Remaining People	Female	Male	Grand Total
Person	36	361	397
Property	22	126	148
Weapon	4	18	22
Drug sales	2	16	18
Other		10	10
Inchoate		5	5
Drug possession		2	2
Grand Total	64	538	602

Top 48 Main Charges by Gender

# of Remaining People	Female	Male	Grand Total
SECOND DEGREE ROBBERY	4	75	79
MURDER	4	47	51
FIRST DEGREE BURGLARY-RESIDENTIAL	5	34	39
2ND DEGREE BURGLARY - COMMERCIAL	2	30	32
ASSAULT WITH A DEADLY WEAPON-NOT A FIREARM	7	21	28
FIRST DEGREE ROBBERY	3	24	27
ASSAULT WITH A SEMIAUTOMATIC FIREARM	1	25	26
SECOND DEGREE BURGLARY	2	23	25
ASSAULT WITH FORCE LIKELY TO COMMIT GREAT BODILY INJURY	1	17	18
DOMESTIC VIOLENCE	2	16	18
CRIMINAL THREATS	1	13	14
RECEIVING STOLEN PROPERTY, MOTOR VEHICLE	2	11	13
KIDNAPPING TO COMMIT ANOTHER CRIME		12	12
ASSAULT UPON A PEACE OFFICER WITH FORCE LIKELY TO CAUSE GREAT BODILY INJURY	2	10	12
TRANSPORTATION, SALE AND GIVING AWAY OF A CONTROLLED SUBSTANCE	1	9	10
MAYHEM		9	9
RESISTING, OBSTRUCTING, DELAYING OF A PEACE OFFICER OR EMT	2	6	8
AGGRAVATED MAYHEM		8	8
CARJACKING	1	7	8
INFLECTING INJURY ON ELDER OR DEPENDENT ADULT LIKELY TO CAUSE GREAT BODILY INJURY	1	6	7
VANDALISM MORE THAN \$400	1	5	6
BATTERY	2	4	6
ASSAULT WITH A FIREARM	1	4	5
CHILD ENDANGERMENT		5	5
POSSESSION OF FIREARM BY A FELON		5	5
GRAND THEFT OF PERSONAL PROPERTY	1	4	5
RAPE BY FORCE OR VIOLENCE OR BY THREAT OF BODILY INJURY		4	4
DISOBEYING DOMESTIC RELATIONS COURT ORDER		4	4
DISCHARGE OF FIREARM AT AN INHABITED ENCLOSURE		4	4
UNLAWFUL POSSESSION OF A CONTROLLED SUBSTANCE WITH FIREARM		4	4
POSSESSION OF FIREARM WITH PRIOR CONVICTION	1	3	4
POSSESSION FOR SALE OF COCAINE BASE	1	3	4
ARSON OF AN INHABITED STRUCTURE OR PROPERTY		3	3
TORTURE		3	3
THEFT, EMBEZZLEMENT, FORGER, OR FRAUD ON AN ELDER OR DEPENDENT ADULT	3		3
CONSPIRACY TO COMMIT A CRIME		3	3
POSSESSION OR CONTROL OF CHILD PORNOGRAPHY		3	3
ARSON OF PROPERTY OF ANOTHER	1	2	3
BATTERY WITH SERIOUS BODILY INJURY	1	2	3
EXHIBITING A DEADLY WEAPON	2	1	3
UNLAWFUL DRIVING OR TAKING OF A VEHICLE	2	1	3
ASSAULT WITH INTENT TO COMMIT A FELONY	1	2	3
BATTERY ON TRANSIT EMPLOYEE OR PASSENGER		2	2
ATTEMPTED ARSON	1	1	2
SEXUAL INTERCOURSE OR SODOMY WITH A CHILD 10 OR YOUNGER		2	2
PETTY THEFT	1	1	2
KIDNAPPING		2	2
LEWD ACT UPON A CHILD		2	2

Lower 50 Main Charges by Gender

# of Remaining People	Female	Male	Grand Total
ASSAULT ON PEACEOFFICER/FIREFIGHTER WITH SEMIAUTOMATIC FIREARM		2	2
RECEIVING OR BUYING STOLEN PROPERTY		2	2
BATTERY UPON AN OFFICER AND EMERGENCY PERSONNEL	1	1	2
ARSON OF A STRUCTURE OR FOREST LAND		2	2
RECKLESS ARSON TO AN INHABITED STRUCTURE		2	2
POSSESSION OF UNLAWFUL DRUG PARAPHERNALIA		2	2
FAILURE TO UPDATE REGISTRATION EVERY 30 DAYS		2	2
ASSAULT WITH A DEADLY WEAPON COMMITTED AGAINST PUBLIC TRANSIT EMPLOYEE		2	2
HAVING A CONCEALED FIREARM IN A VEHICLE		2	2
FORCIBLE ORAL COPULATION		2	2
ATTEMPTED FIRST DEGREE BURGLARY-RESIDENTIAL		1	1
CONTINUOUS SEXUAL ABUSE		1	1
BURGLARY WITH INTENT TO COMMIT RAPE		1	1
ORAL COPULATION OR PENETRATION WITH CHILD		1	1
SEXUAL PENETRATION OF UNCONSCIOUS PERSON		1	1
PANDERING BY ENCOURAGING		1	1
UNLAWFUL POSSESSION FOR SALE OR PURCHASE OF CONTROLLED SUBSTANCE		1	1
PANDERING BY PROCURING		1	1
BATTERY ON AN ELDER OR DEPENDENT ADULT		1	1
PERMITTING LOADED FIREARM IN VEHICLE		1	1
INDECENT EXPOSURE		1	1
DRIVING UNDER THE INFLUENCE OF DRUGS CAUSING INJURY	1		1
STALKING		1	1
PETTY THEFT WITH PRIORS		1	1
TRANSPORTATION, SALE AND GIVING AWAY OF MARIJUANA		1	1
PETTY THEFT WITH THREE OR MORE PRIORS		1	1
UNLAWFULLY CAUSING A FIRE		1	1
PIMPING		1	1
CONCEALED FIREARM ON PERSON	1		1
POSSESSION FOR SALE OF A CONTROLLED SUBSTANCE		1	1
CONTEMPT OF COURT ORDER		1	1
EVADING AN OFFICER WITH WILLFUL DISREGARD		1	1
SEXUAL BATTERY		1	1
POSSESSION OF A COMPLETED MONETARY DOCUMENT	1		1
SEXUAL PENETRATION BY FOREIGN OBJECT, UNDER 16		1	1
ATTEMPTING TO DISSUADE A WITNESS		1	1
SOLICITATION OF MURDER		1	1
EXPLOSION OF DESTRUCTIVE DEVICE WITH INTENT TO INJURE		1	1
AGGRAVATED SEXUAL ASSAULT OF A CHILD - PENETRATION BY AN OBJECT		1	1
FAILURE TO REGISTER: INITIAL REGISTRATION, AFTER ADDRESS CHANGE		1	1
DISCHARGING A FIREARM FROM A MOTOR VEHICLE		1	1
FAILURE TO UPDATE REGISTRATION ANNUALLY		1	1
ATTEMPTED MURDER		1	1
ABUSING OR ENDANGERING THE HEALTH OF A CHILD		1	1
MANUFACTURING PHENCYCLIDINE		1	1
RAPE BY USE OF DRUGS		1	1
VANDALISM LESS THAN \$400		1	1
FALSE IMPRISONMENT		1	1
DRIVING UNDER THE INFLUENCE OF ALCOHOL CAUSING INJURY		1	1
CMS LEGACY CHARGE VALUE - SEE REMARKS		1	1
Grand Total	64	538	602

Bail Range by Gender

# of Remaining People	Female	Male	Grand Total
>\$500,000	10	202	212
>\$100,000-\$500,000	28	202	230
>\$50,000-\$100,000	15	70	85
>\$10,000-\$50,000	8	48	56
\$10,000 and less	3	16	19
Grand Total	64	538	602