

LEAD SF

Policy Committee Meeting #6

April 23, 2018



LEAD SF

harder  co | community
research



Welcome & Opening Remarks



Agenda

- 1 Welcome & Opening Remarks
- 2 Agenda Review
- 3 Program Progress
- 4 Update from Law Enforcement Workgroup
- 5 Training Plan Progress
- 6 CASC Services
- 7 Evaluation Update
- 8 Closing & Next Steps



Program Progress

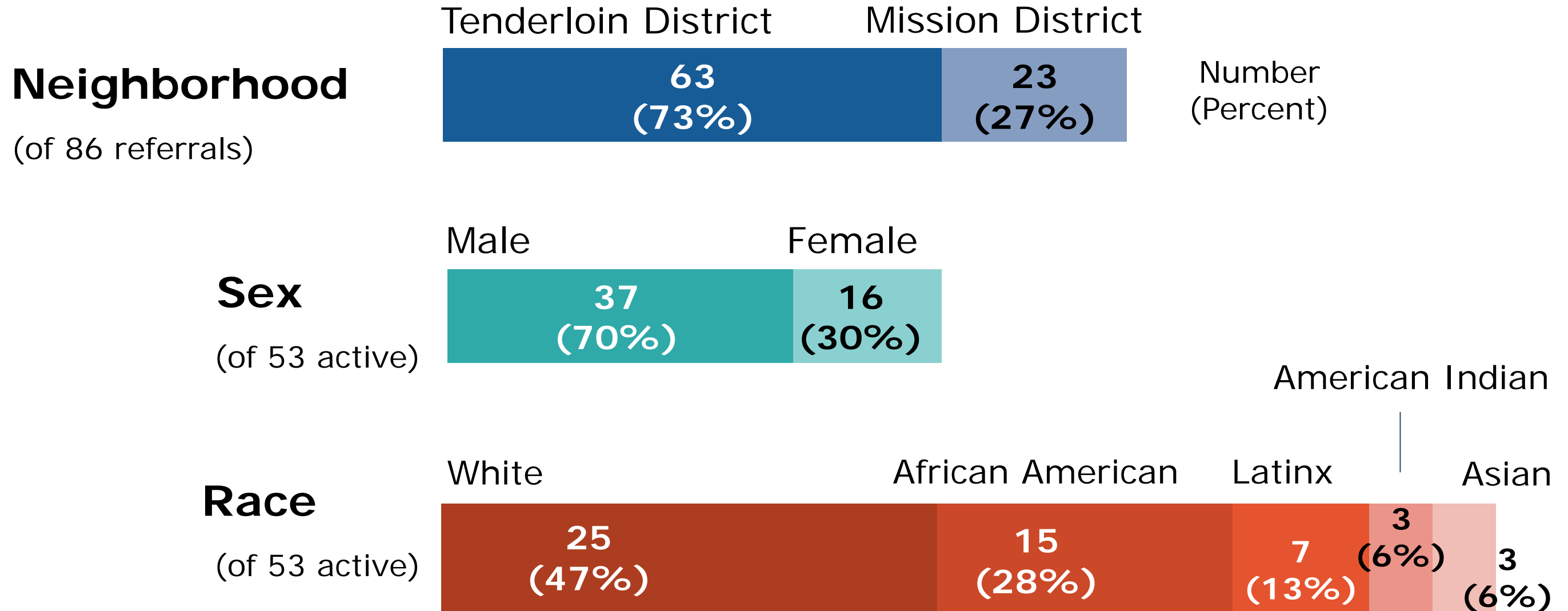
Update on pre-booking/social contact referrals

- Total of 86 referrals and 53 active participants as of 4/20/18:

	Pre-booking Referrals	Social Contact	
Referrals	40 (47%)	46 (53%)	Number (Percent)
History of Contact with SF Jail System	32 of 40 (80%)	34 of 46 (74%)	

- Since our last meeting in January, we have made some progress in increasing the number and % of pre-booking referrals, which has been identified as the priority of the program.

Update on demographics



Referrals and service connections

- Referral agency

SFPD	BART Police	SFSD
46 (53%)	40 (47%)	0

- Connected to LEAD services
(of 53 active participants)

Glide	Felton
34 (64%)	19 (36%)

LEAD Referrals Analysis – Public Defender's Office

Jan-March 2018

Racial disparities in drug arrests persist in San Francisco

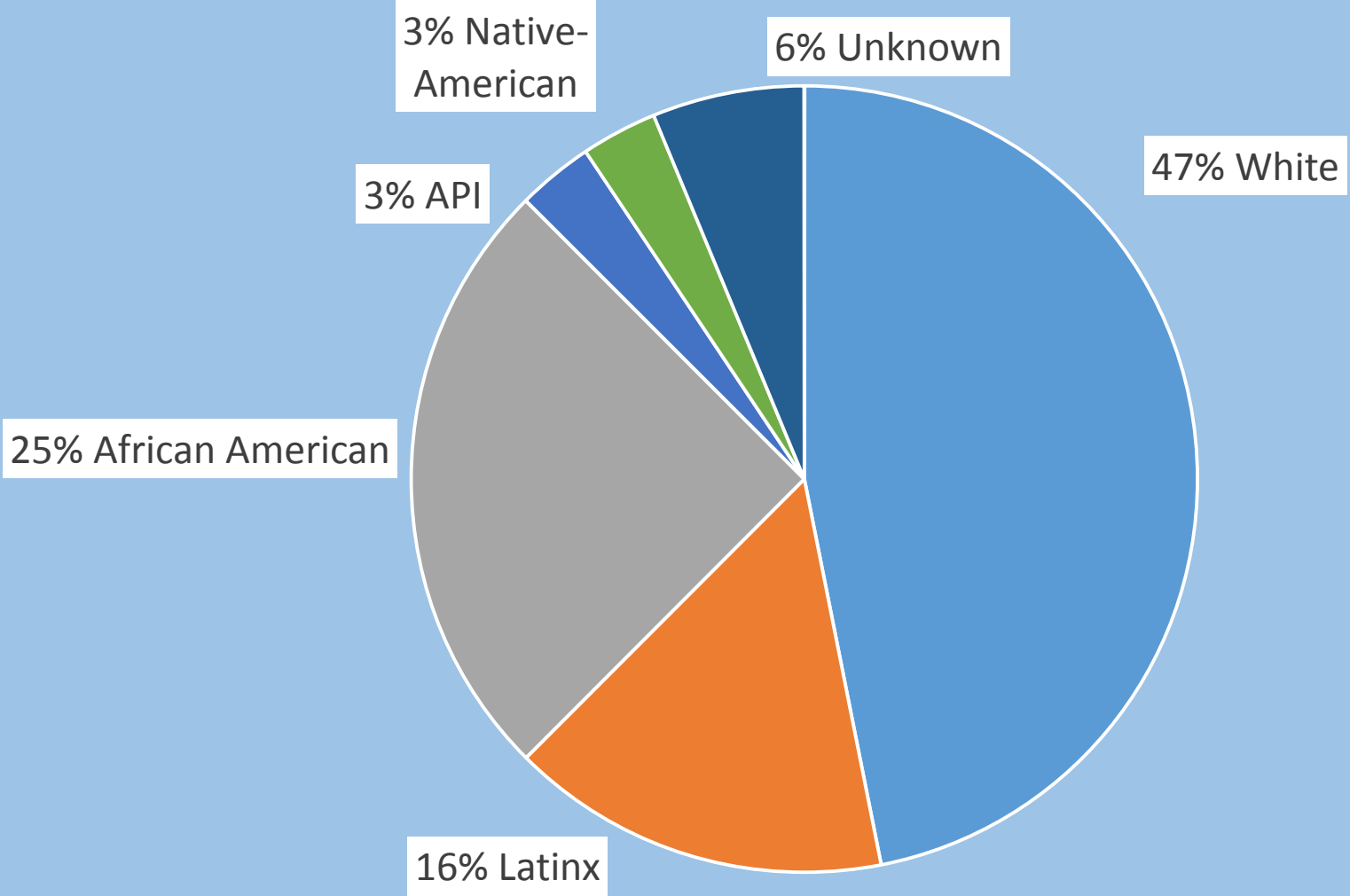
“San Francisco African Americans remain 10 times more likely than non-blacks in the city to be arrested for drug felonies in 2016”



African Americans, 68% for other races). As a result, the ratio of black arrests in San Francisco to those of blacks statewide fell from over 5-1 in 2009 to 2.4-to-1 by 2016. However, San Francisco African Americans remained 10 times more likely than non-blacks in the city to be arrested for drug felonies in 2016, down from 19 times in 2009 but still a substantial disparity.

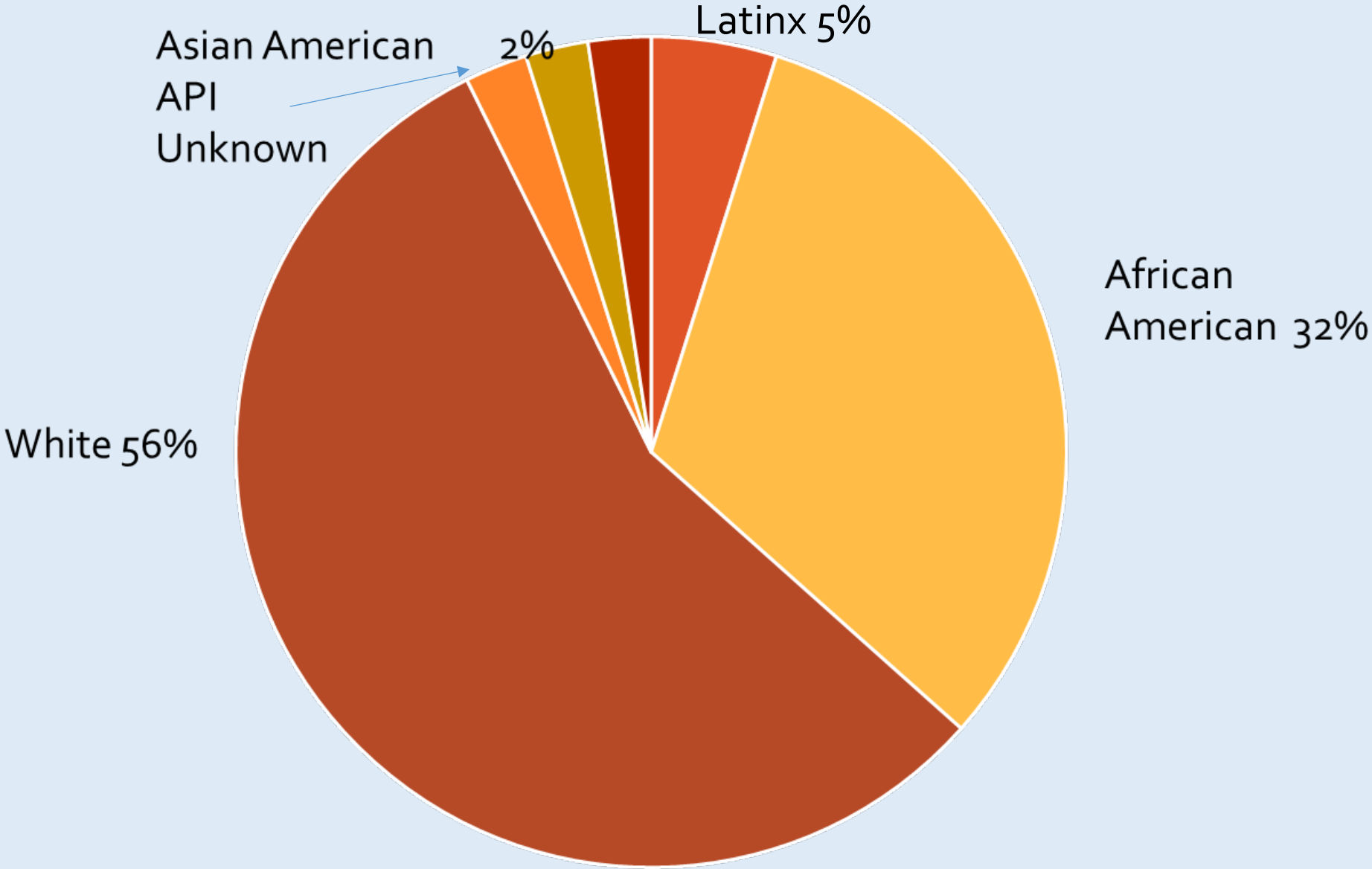
Demographics of **referrals** don't match racial disparity in SF's criminal justice system.

Pre-booking referrals



Demographics don't match racial disparity in SF's criminal justice system.

**Social
Contact
referrals**



Prebooking LEAD eligibility:

Misdemeanors:

- Sex-worker related offenses
- Simple possession of narcotics
- Under influence of narcotic

- No prior strike w/in 8yrs
- No open violence/weapons case

Felony drug cases:

- Narcotics Sales
- Possession for sales
- Must be <5 grams
- No sales to minors or school zones

Co-occurring cases:

- 1170(h) and co-occurring LEAD eligible offense

- Provide for subsistence living
- Obtain other drugs for consumption

LEAD Priorities

- Reducing the jail population
- Addressing racial disparities
- Under Senate Bill 843, **prebooking referrals** shall be the **priority** of LEAD
- Under the grant proposal submitted by San Francisco, priority for LEAD participation will be given to individuals facing **felony drug charges**.

Only **1 out of 31** pre-booking referrals for a **felony** charge (Jan.-March)

	SFPD	BART
Sales related felony	1	0
1170(h) + co-occurring felony	0	0
Simple possess. (misd.)	13	17
Loitering misdemeanors	0	0
Total	14	17

Tenderloin and Mission Station are arresting people for LEAD-eligible offenses

January – March 2018

- 33 Drug sales-related felonies (net wgt. approx. 5g)*
- 8 1170(h) felonies with co-occurring LEAD offenses.
- 9 Sex-work related loitering
- 46 LEAD eligible simple possession

*185 drug sales arrests total

Felony cases from January to March 2018 that could have been referred to the LEAD program (public defender clients only)

1/4/2018	141 Eddy	18000233	11352a	Charged	180009566	6.5	B
1/10/2018	8 th /Market	18000544	11351.5	Charged	180025158	6.3	L
1/11/2018	Market/8 th	18000617	11352a	Charged	180028102	1.1	L
1/12/2018	Eddy/Larkin	18000675	11351.5	Charged	180031343	8	L
1/13/2018	8th/Market	18000737	11351	Charged	180034074	8	L
1/23/2018	Fulton/Hyde	18001297	11351.5	Charged	180066461	5.4	L
1/25/2018	476 Turk	18001386	11351.5	Charged	180065546	4.3	L
1/28/2018	Eddy/Larkin	18001561	11351.5	Charged	180074252	7.1	L
1/28/2018	Market/Hyde	18001564	11351	Charged	180074569	6.2	L
2/1/2018	640 Eddy	18002912	11352	Charged	171010724	1.4	L
2/6/2018	363 Eddy Street	18002085	11379	Charged	180100108	5	A/PI
2/10/2018	Eddy/Larkin	18002336	11379	Charged	180110696	4.6	L
2/14/2018	Market/8th	18002523	11352	Charged	180119698	4.5	L
2/14/2018	161 Hyde St.	18002542	11351.5	Charged	180120554	1.3	L
2/22/2018	655 Eddy	18003038	11352	Charged	5004	1.3	L
2/26/2018	8th/Mission	18003168	11351.5	Charged	180149366	3.7	L
2/20/2018	Hyde/Turk	18003194	11351	Charged	180150965	2.7	L
3/1/2018	1950 Mission	18002139	11378	Charged	180102427	2.5	B
3/2/2018	159 Bartlett	18002835	11351.5	Charged	180133933	7	L
3/6/2018	839 Geary	18003403	11352	Charged	180161075	8	L
3/7/2018	GG/Hyde	18003439	11352	Charged	180163087	5.7	L
3/8/2018	421 Turk	18003440	11351.5	Charged	180163491	4.1	L
3/11/2018	O'Farrell/Larkin	18003457	11378	Discharge	180163827	N/A	L
3/12/2018	8th/Market	18003680	11351.5	Charged	180174294	5.3	L
3/22/2018	8th/Market	18003707	11351.5	Charged	180175612	7.7	L
3/23/2018	10 UN Plaza	18003813	11378	Charged	180179846	5.9	L
3/27/2018	8th/Market	18003948	11351	Charged	180185859	0.3	L
3/30/2018	Turk/Hyde	18003968	11351.5	Charged	180187344	1.3	L
3/30/2018	Turk/Hyde	18004505	11351	Charged	180213660	5	L
1/5/2018	8th/Market	18004579	11351	Charged	180217725	2.1	L
1/22/2018	166 Turk St.	18004919	11378	Charged	180232927	5.6	A/PI
1/19/2018	798 Eddy	18004976	11351.5	Charged	180236264	3	L
2/1/2018	750 Eddy	18004977	11351	Charged	180236270	2	L
2/6/2018	233 Ellis Street	18000295	470(b) w/11377	Charged	180012713	21.2	B
2/18/2018	499 Stevenson	18001231	10851 + 11350	Charged	180037880	1	W
2/3/2018	2780 21st Street	18001057	594 + 11377	Discharged	180048122	N/A	L
2/15/2018	GG/Leavenwo	18001777	594(b)(1) + 11350	Charged	170964356	N/A	B
3/28/2018	771 Ellis St.	18002063	10851 + 11350	Charged	180098321	0.4	W
2/18/2018	600 Stevenson	18002750	10851 + 11350	Discharged	180130440	N/A	W
2/3/2018	17th/Sanchez	18001925	10851 + 11377/11364	Discharged	180091814	N/A	B
2/15/2018	16th/Valencia	18002624	10851 + 11377	Charged	180124001	16.1	W
3/28/2018	220 Florida	18004836	496(d)(a) PC/F + 11350	Discharge	180228948	N/A	W

Felony-sales cases are being referred to CJC and Drug Court

Felony Sales-Related cases, Nov. 2017 – March 2018

Arrest Date	Court No.	Charge	Amount (g)	Location	Court
1/30/2018	18000544	11351.5	6.3	TL	CJC
2/8/2018	18000617	11352(a)	1.1	TL	CJC
2/20/2018	18000165	11351.5	0.4	TL	CJC
3/27/2018	18002542	11351.5	1.3	TL	CJC
3/29/2018	18002523	11352(a)	4.5	TL	CJC
11/29/2017	17017233	11352(a)	0.8	TL	DC
11/29/2017	17016497	11378	Unknown	Mission	DC
1/3/2018	17019145	11351.5	32.8	TL	DC
2/21/2018	17018831	11352(a)	5.7	Mission	DC

Successes – Client Level

- **Linking individuals** to primary care, medication assisted treatment, and intensive case management for the first time.
- **Quick enrollment into Medi-Cal** due to services at the CASC.
- Clients have reported changes in drug use based on **harm reduction and safe use counseling**.
- **Positive feedback** from law enforcement about participants looking more “clear” and “alert”.
- **Legal support** has allowed some individuals to finally address warrants in multiple counties.
- **Direct transports** from jail to programs have ensured consistent support, and clients have reported feeling more safety and respect.

Successes – LEAD Staff and Partners

- **Great collaboration** with CASC, HOT, Street Medicine, and collaborative court staff.
- Intake clinician's willingness to perform **mobile screenings** has been very helpful for clients that have a hard time getting around.
- Case Managers **built trust** with individuals who have not been previously open to services, and **re-engaged individuals** who have been service exhausted.
- Support without judgment has lead to great **rappport**, trust, and meaningful conversations.
- Hands on **support of outreach workers** has been essential in getting clients through challenging appointments with other providers.
- Outreach capabilities have enabled **quick connections** at hospitals and shelters.

Decision Making

Modified consensus process:

- Discuss the issue
- Make recommendation
- Poll the group
- Discuss and modify recommendation as needed



Law Enforcement Workgroup Update - Expansion of Charges

Existing LEAD Eligible Charges

Current **LEAD Eligible** Charges:

- *Possession* (H&S 11350, 11357, 11377)
- *Possession for Sale* (H&S 11351, 11351.5, 11359, 11378, 11378.5)
- *Sale* (H&S 11352, 11360, 11379, 11379.5)
- *Under influence* (H&S 11550)
- *Prostitution & Loitering* (PC 647 (b), 653.22)

*See Procedures for full detail of charges

Existing LEAD Eligible Charges

Current **Co-Occurring** Charges:

- Any 1170(h) charge
- Behavior is believed to be related to subsistence living or obtaining/buying drugs for personal consumption

*See Procedures for full detail of charges

Law Enforcement Workgroup - Recommendations

Recommendation for approval (by vote):

Re-classify the following charges as LEAD eligible:

1. Vandalism with damages less than \$2000
2. The following theft-related offenses with a loss under \$2000:
 - i. PC 484 (including credit card frauds)
 - ii. PC 459 2nd (except auto burglary cases)
 - iii. PC 470, 476, 477, 478, 496, 666
 - iv. VC 10852



Training Plan Progress

Training Plan Progress

- Past Trainings with themes of:
 - Harm Reduction
 - Complex Trauma; Trauma Informed Systems
 - Motivational Interviewing
 - Understanding access points for SF treatment options
- Upcoming Trainings:
 - WRAP – Wellness Recovery Action Plan
 - Implicit Bias
- Recent Seattle Site Visit

The logo consists of a stylized cross or plus sign. The vertical bar is composed of two parallel lines, one yellow and one orange. The horizontal bar is composed of two parallel lines, one blue and one teal. The text "CASC Services" is positioned to the right of the logo in a dark blue, sans-serif font.

CASC Services

Needs of Clients Addressed at the CASC





Evaluation Update

State LEAD Evaluation

- Questions/Input:
Aili Malm
aili.malm@csulb.edu

BSCC Reporting Schedule

Reporting Period	Data to HTA	Quarterly Report to BSCC
Q2: Jul – Sept 2017	Oct 13, 2017	Nov 15, 2017
Q3: Oct – Dec 2017	Jan 12, 2018	Feb 15, 2018
Q4: Jan – Mar 2018	Apr 13, 2018	May 15, 2018
Q5: Apr – Jun 2018	Jul 13, 2018	June 15, 2018
Q6: Jul – Sept 2018	Oct 12, 2018	Nov 15, 2018
Q7: Oct – Dec 2018	Jan 11, 2019	Feb 15, 2019
Q8: Jan – Mar 2019	Apr 12, 2019	May 15, 2019
Q9: Apr – Jun 2019	Jul 12, 2019	June 15, 2019
No-cost extension (NCE): Jul – Sept 2019	Oct 11, 2019	Nov 15, 2019
NCE: Oct – Dec 2019	Jan 10, 2020	Feb 15, 2020

Closing & Next Steps

2018 Policy Committee Meetings:

4th Mondays Quarterly Schedule

Monday, July 23

Monday, October 22

Time: 1-2:30pm

Location: 25 Van Ness, Room 330A

Information Sharing & Engagement

Dedicated page on DPH website and email:

www.sfdph.org/dph/comupg/knowlcol/leadSF/Law-Enforcement-Assisted-Diversion-SF.asp

leadsf@sfdph.org

- Public postings of agenda & minutes
- Posting of relevant LEAD materials