

LEAD SF

Policy Committee Meeting #9

January 28, 2019



LEAD SF

harder  co | community
research



Welcome & Opening Remarks



Agenda

- 1 Welcome & Opening Remarks
- 2 Agenda Review
- 3 Quarterly Communication Updates
- 4 Program Implementation
- 5 Evaluation Update
- 6 Closing & Next Steps



Quarterly Update

Training Plan Progress

- **Past Trainings (since 10/22 meeting) with themes of:**
 - Domestic Violence Awareness Event – APD Cares – October 10
 - 4th Annual San Francisco F.A.C.T. (Females Achieving Change Together) Event – October 24
 - Motivational Interviewing – December 4
 - Pre-Arrest Diversion and Deflection Training and Technical Assistance Conference – Spokane – December 9-12th



Program Implementation

Update on pre-booking/social contact referrals

- Total of **274** referrals and **134** active participants as of : **1/28/19**

	Pre-booking Referrals	Social Contact	
Referrals	112 (41%)	162 (59%)	Number (Percent)
History of Contact with SF Jail System	81 (72%)	129 (80%)	

Referrals and service connections

- Referral agency
(of 274 referrals)

SFPD	BART Police	SFSD
203 (74%)	68 (25%)	3 (1%)

- Connected to LEAD services
(of 134 active participants)

Glide	Felton	Other
66 (49%)	67 (50%)	1 (1%)

Update on demographics

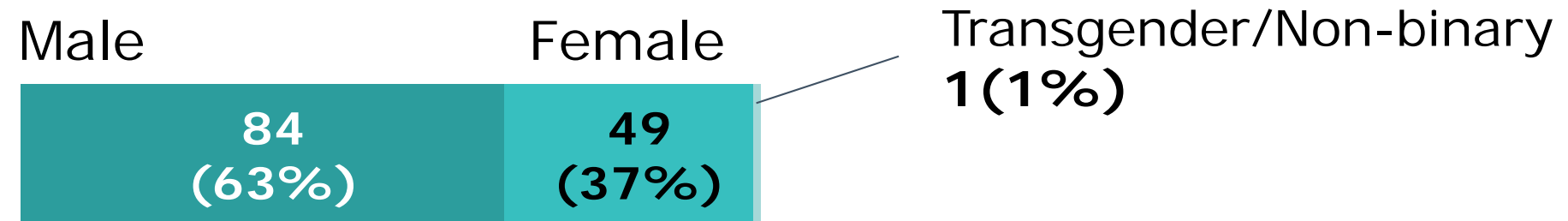
Neighborhood

(of 274 referrals)



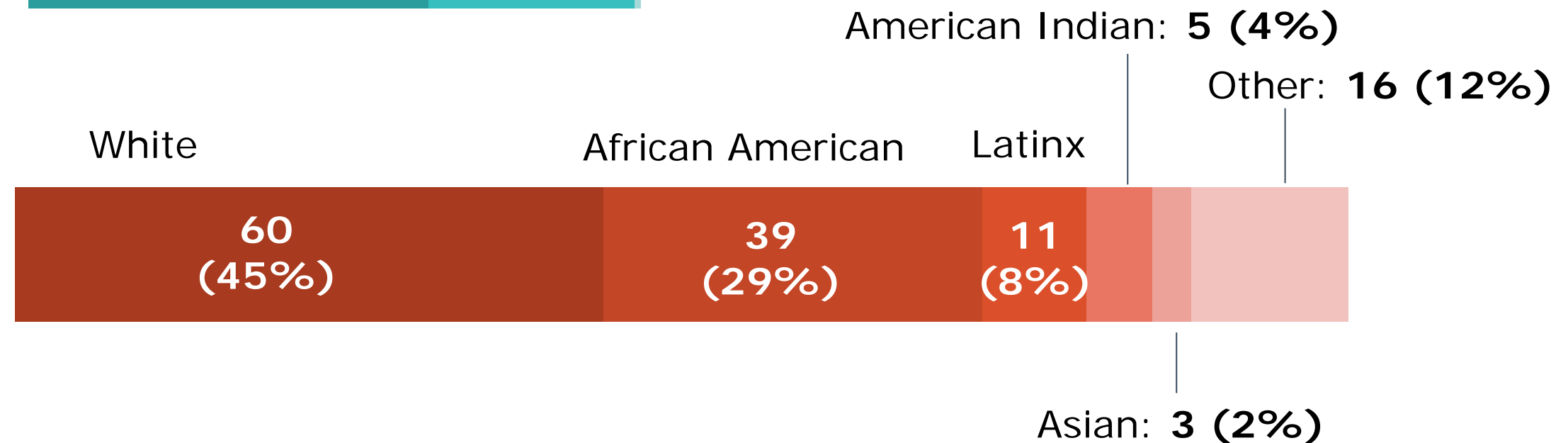
Sex

(of 134 active)



Race

(of 134 active)



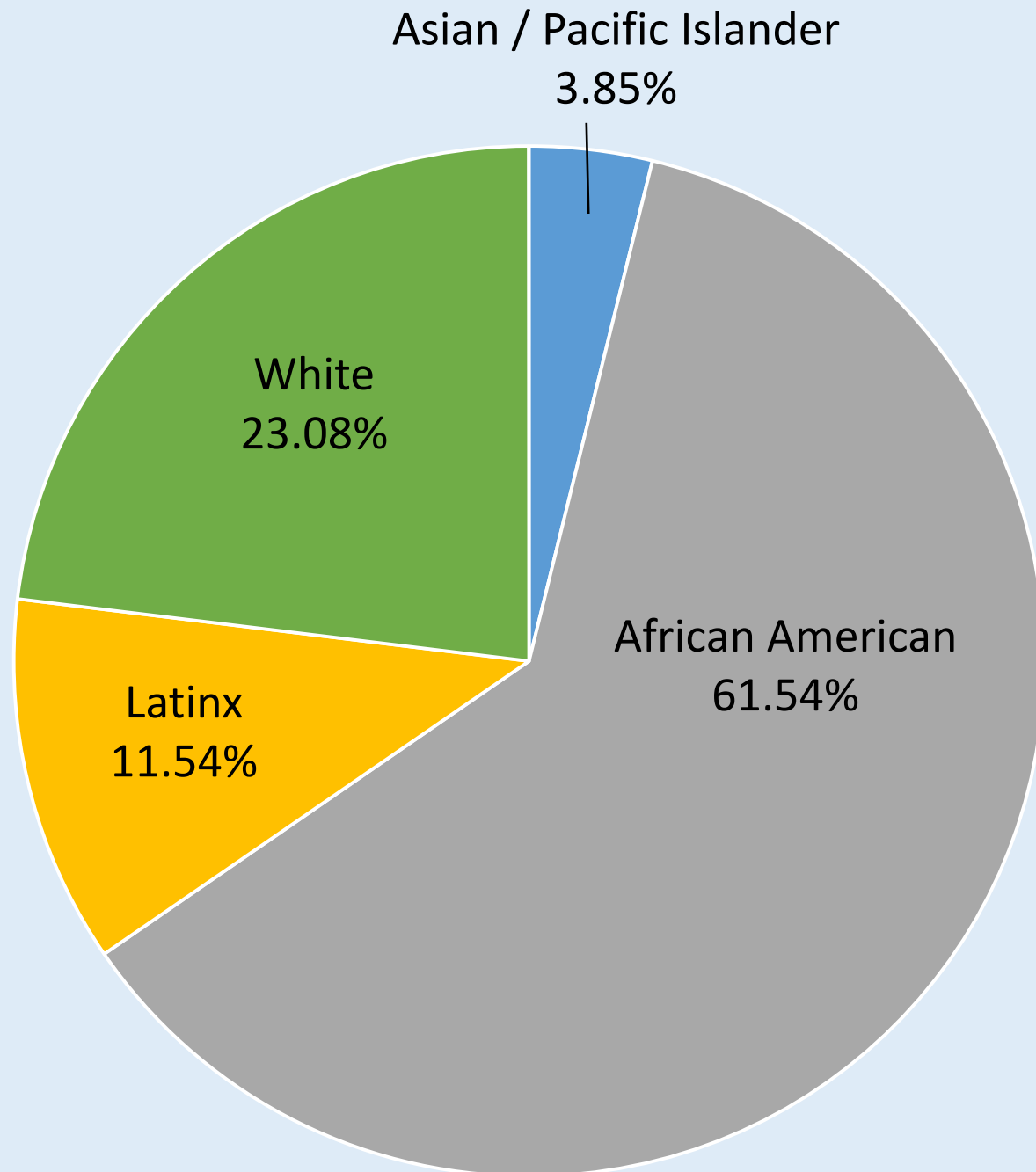


Legal Team Presentation

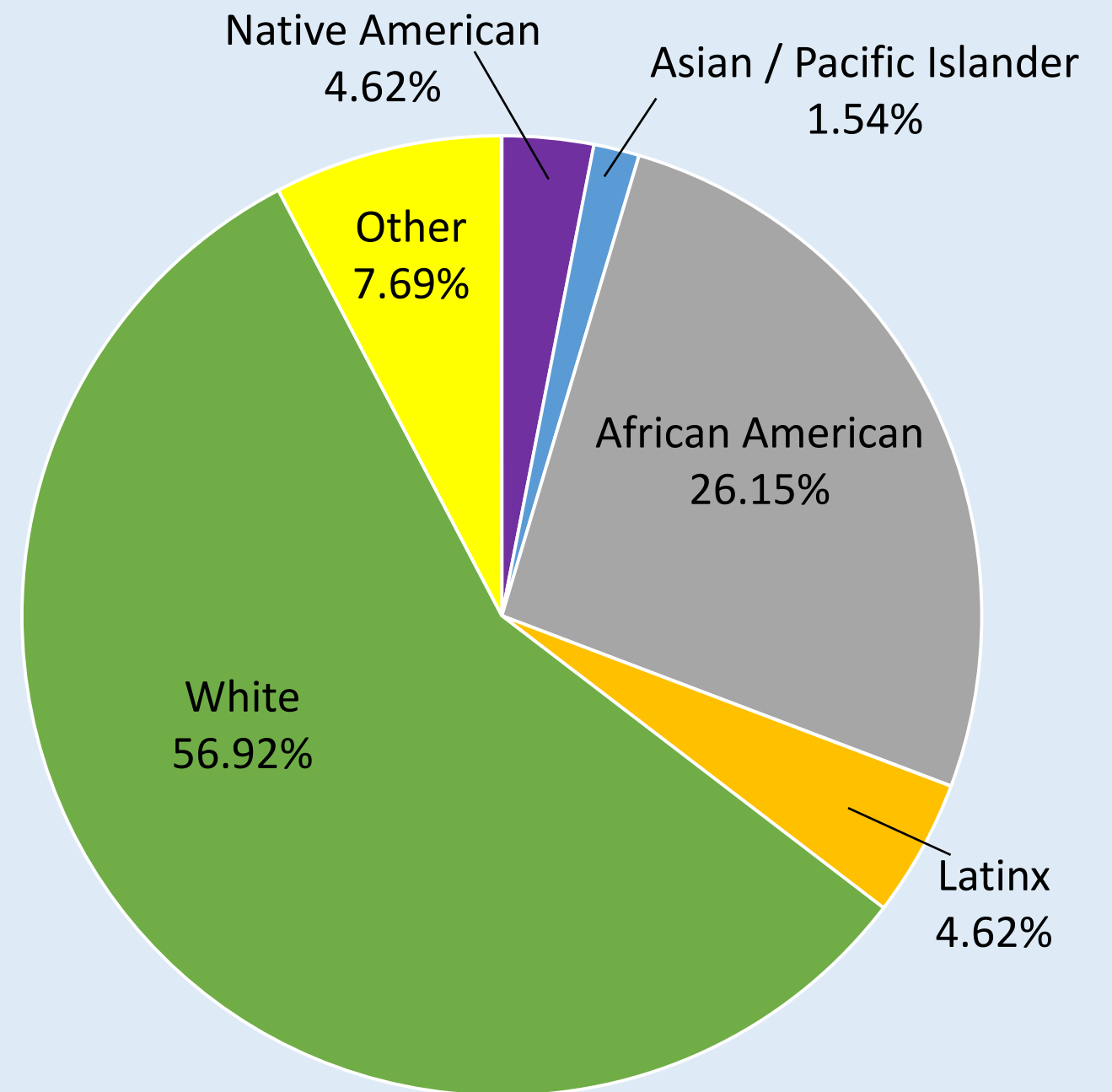
LEAD Referrals Analysis

Policy Meeting
January 28, 2019

The number of African American referrals has dropped significantly from the Quarter 6 high.

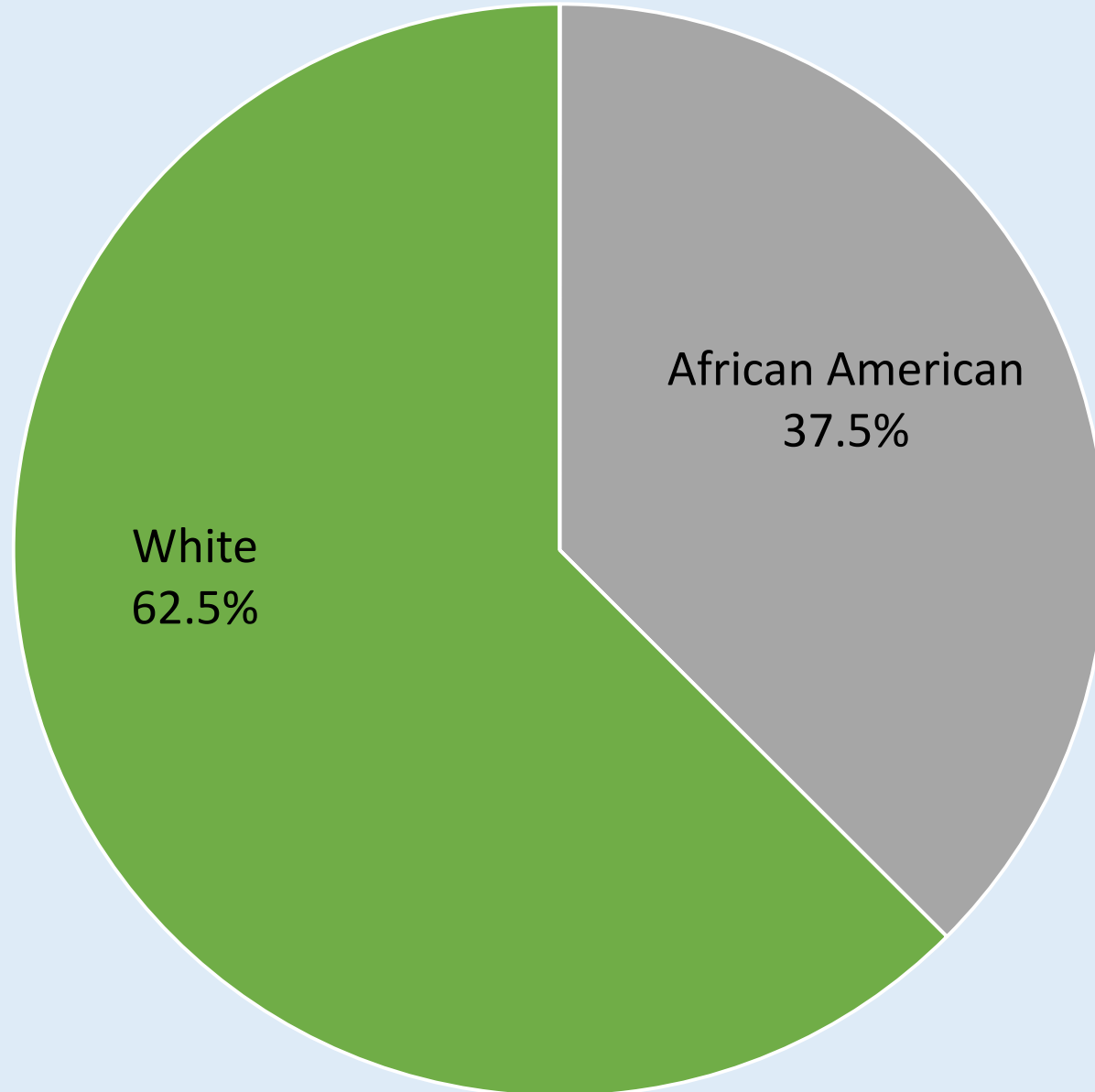


July – September 2018

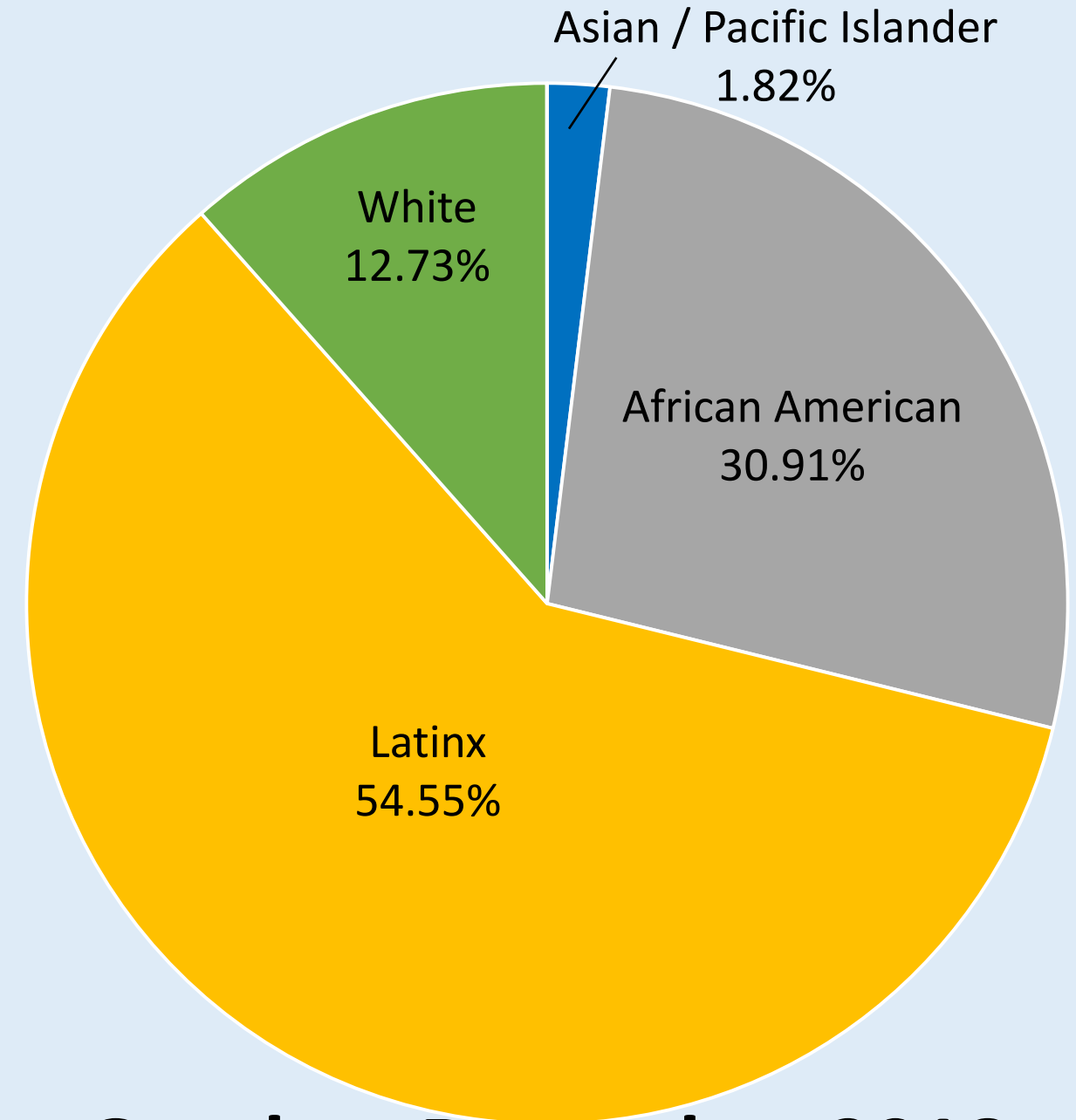


October – December 2018

And the lack of Latinx felony pre-booking referrals is cause for concern.



**October-December 2018
Felony Referrals**



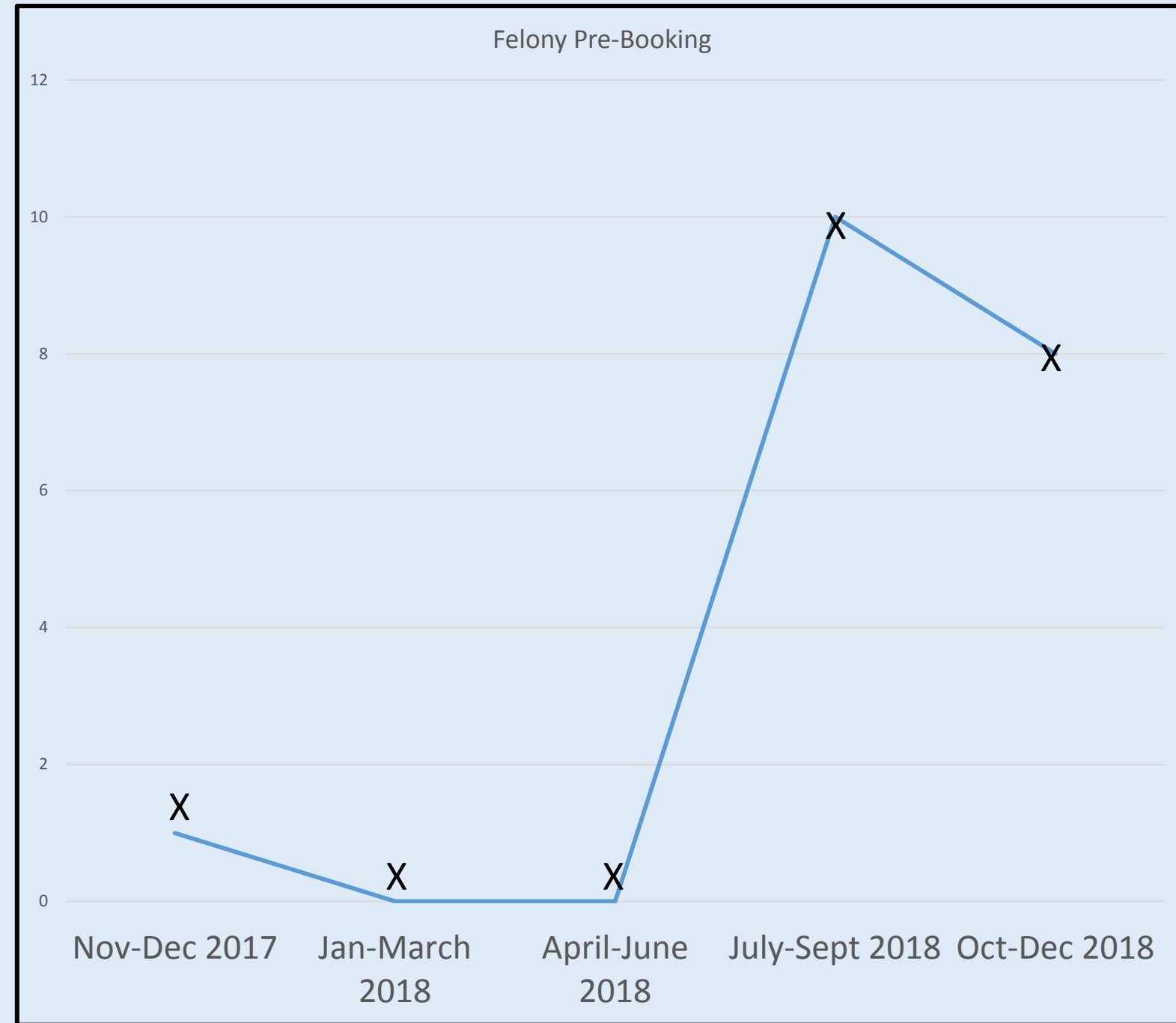
**October-December 2018
Missed Opportunities**

Determined by the Public Defender

The number of felony referrals this quarter is still strong, but it declined from its Quarter 6 high.

- **Eight felony referrals** from October through December 2018:

- 4 felony narcotics sales. (TL)
- 1 felony vandalism. (TL)
- 3 felony possession of stolen property. (Mission & TL)



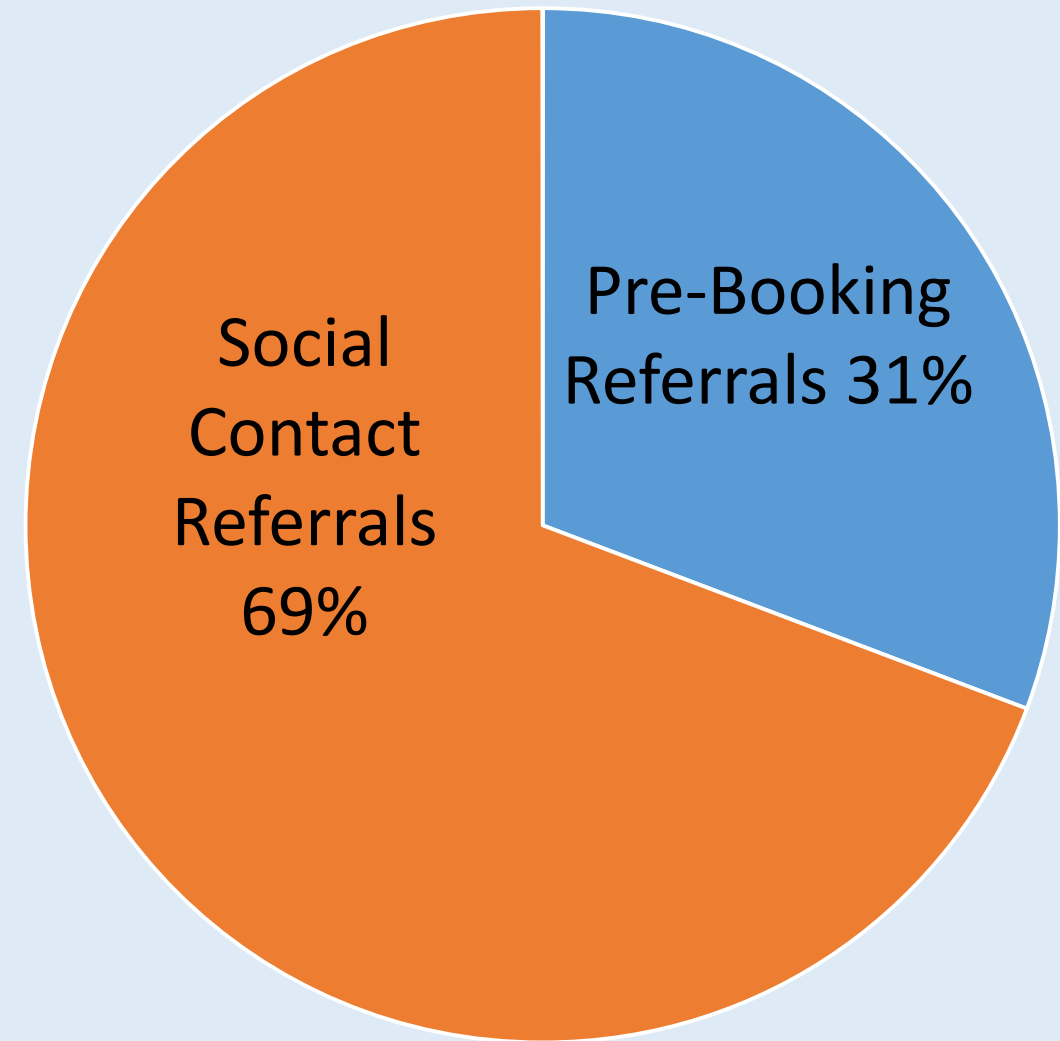
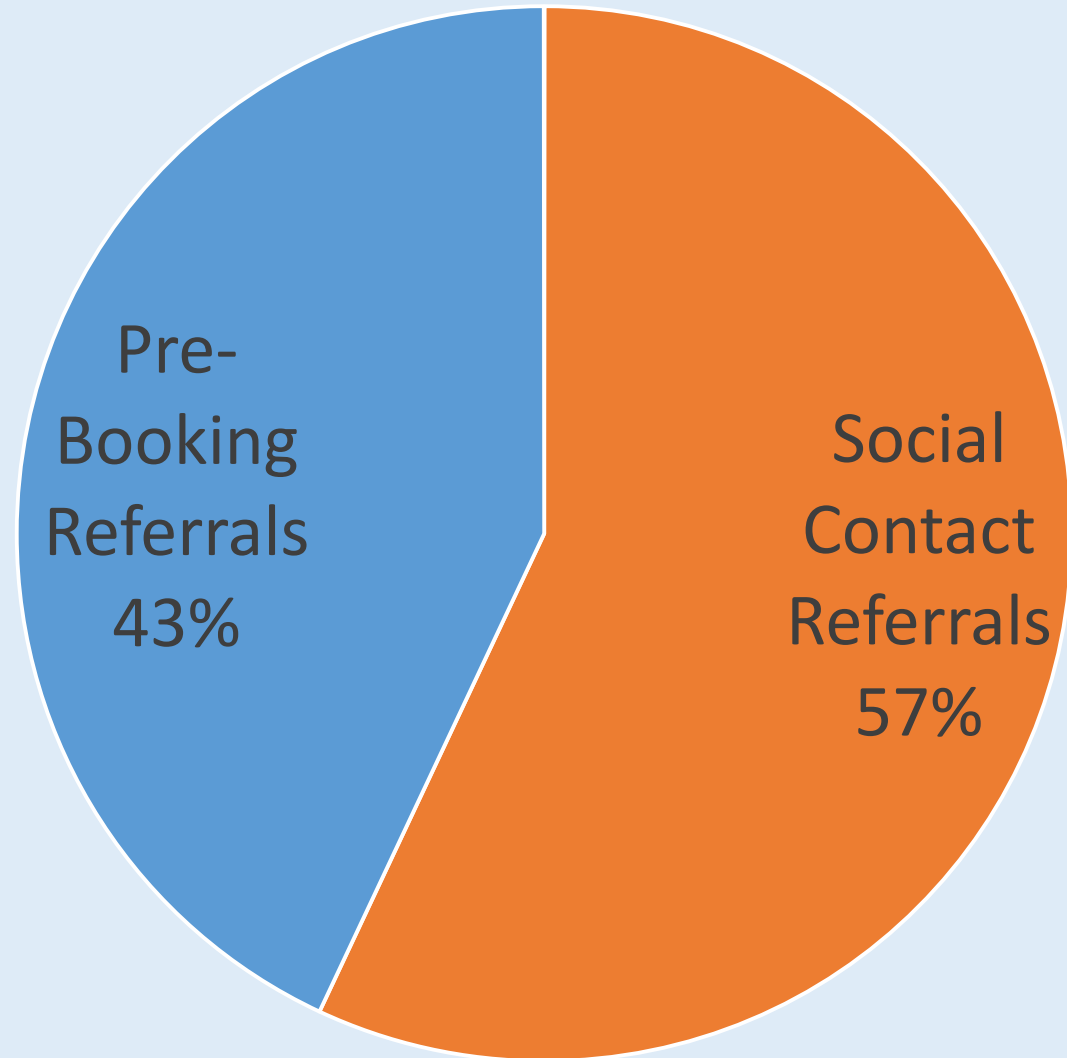
8 out of 20 Pre-Booking referrals were for **FELONIES**. (October-December 2018)

	TL	M	Total
Sales-related (felony)	4	0	4
Theft-related (felony)	1	2	3
Vandalism (felony)	1	0	1
1170(h) + co-occurring (felony)	0	0	0
Possession & Under the Influence (misdemeanors)	5	7	12
Loitering (misdemeanor)	0	0	0
Total	11	9	20

The number of Social Contact Referrals has increased since last quarter.

LEAD Referrals July-September

LEAD Referrals October-December



There are still a large number of felony arrests while the CASC is open that could have been referred.

	Sales felony	Theft felony	Vandalism felony	1170(h) / co-occurring	Total
Felony LEAD referrals (Oct-Dec)	4	3	1	0	8
Potential referrals identified by Public Defender that meet criteria (Oct-Dec)	39	7	5	4	55*

*46 potential referrals identified in TL, 9 in the Mission by the Public Defender.

These are opportunities to reduce recidivism:

Missed Opportunity #1: T.Y.

- 36-year-old, African American Female
- Arrested for vandalism in October in the Tenderloin.
 - Police report says she damaged a computer monitor, a receipt printer, and a chair.
- Previous contacts in San Francisco for trespassing and being drunk in public.
- Long history throughout California for:
 - Drug possession
 - Burglary (2nd degree)
 - Theft
 - Prostitution

Missed Opportunity #2: M.O.

- 22-year-old, Latinx Male
- Arrested in October in the Tenderloin.
 - Police seized 10 bindles of crack.
- History of law enforcement contacts for
 - Drug possession
 - Possession for sale
 - Jaywalking

These are opportunities to reduce recidivism:

Missed Opportunity #3: D.B.

- 27-year-old, Asian Male
- Arrested in the Tenderloin in November for theft.
 - Police report says he stole 15 pairs of jeans totaling just over \$1,000 in value.
- He has a history of heroin use.
- Two arrests in San Francisco for theft.
- Arrests in Oakland for drug possession and theft.

Missed Opportunity #4: L.M.

- 43-year-old, African American Female
- Arrested in the Tenderloin in October for possession for sale.
 - In possession of 2 crack rocks.
 - Arrested during a Buy-Bust
- Since 2004 law enforcement contacts include:
 - Two arrests for possession for sale.
 - Two arrests for simple possession.
 - One arrest for commercial burglary and possession.
- History of crack and methamphetamine use.

Potential suggestions to increase referrals:

- Educate commercial retailers about LEAD program.
 - 11 eligible felony thefts from Macy's, Bloomingdale's, Adidas store, and GAP.
- Develop protocols for some in-custody referrals if CASC is closed. (Suggested by law enforcement.)
- Continue to build relationships with SFPD officers and better highlight successes of LEAD clients.
- Increased enforcement in the Tenderloin should result in more felony pre-booking referrals.

LAW ENFORCEMENT ASSISTED DIVERSION





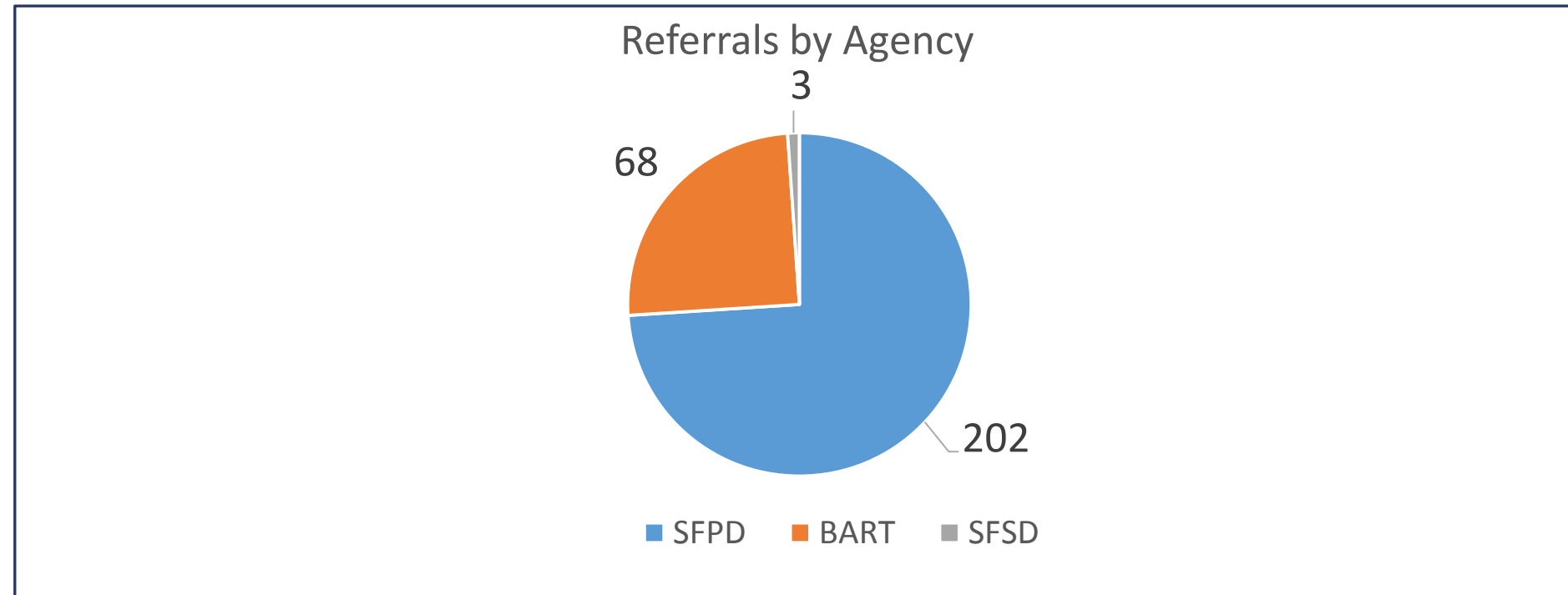
San Francisco Police Department

LAW ENFORCEMENT ASSISTED DIVERSION (LEAD)

- INCREASED NUMBER OF REFERRAL SINCE THE START OF LEAD
 - ENACTED A DAILY REVIEW BY MISSION & TENDERLOIN STATIONS' CAPTAINS
 - SENT REPRESENTATIVES TO PRE-DIVERION ARREST CONFERENCE AS PART OF THE LEAD TEAM
 - INCREASED LEAD TRAINING TO INCLUDE HSOC OFFICERS
 - REGULAR PARTICIPATION & INPUT AT OWG & FOCUS GROUP INTERVIEWS
-



San Francisco Police Department



Referrals by Agency

- SFPD – 202 of 273 (74%) referrals were made by San Francisco Police Department
- BART – 68 of 273 (25%) referrals were made by BART Police Department
- SFSD – 3 of 273 (1%) referrals were made by San Francisco Sheriff's Department

*Offenders may be disqualified for meeting “dealer” criteria, being contacted outside of police district, or being contacted within school zone, among other factors.

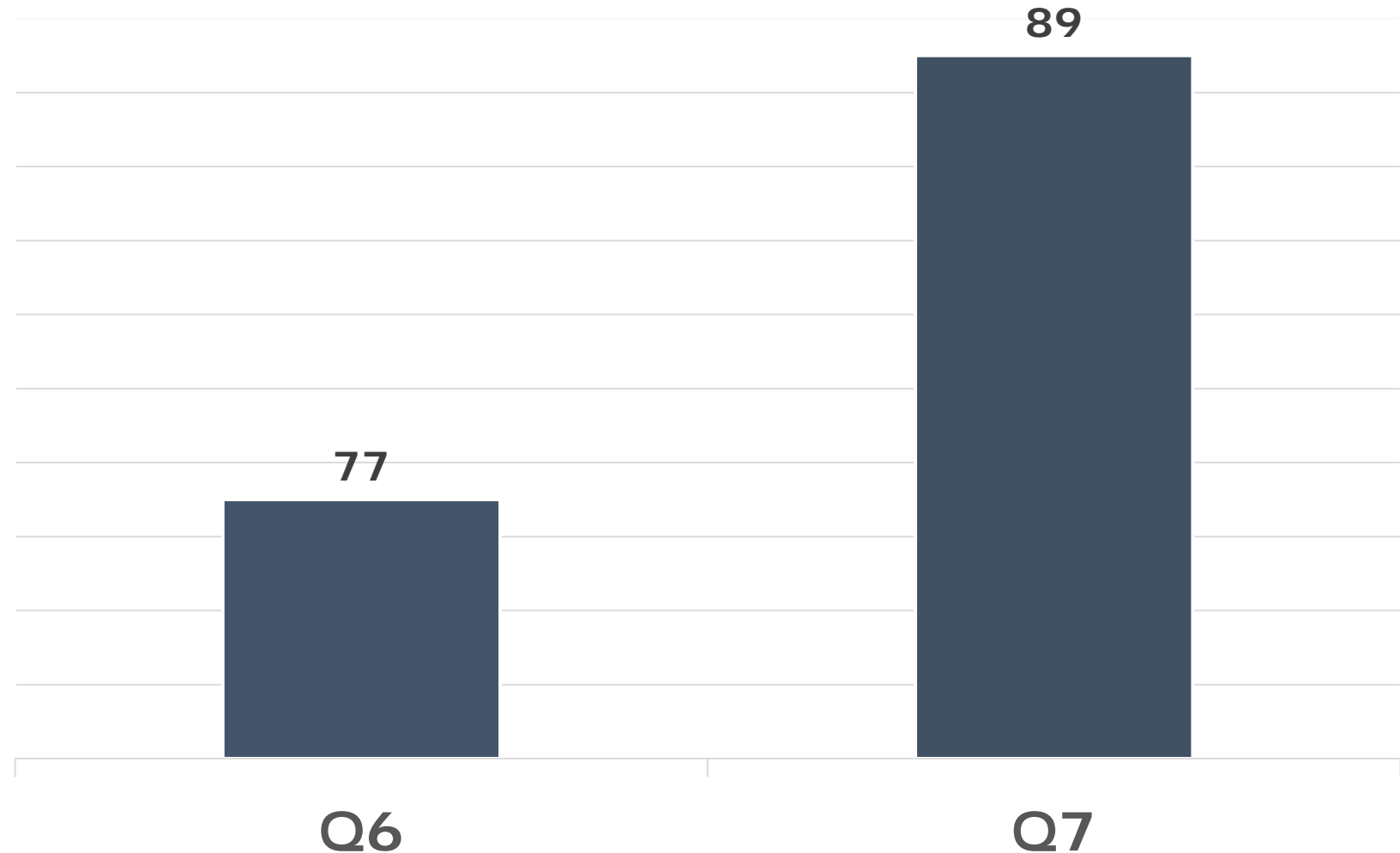


MORE LEAD REFERRALS IN Q7

Comparing Q6 and Q7 Referral Rates

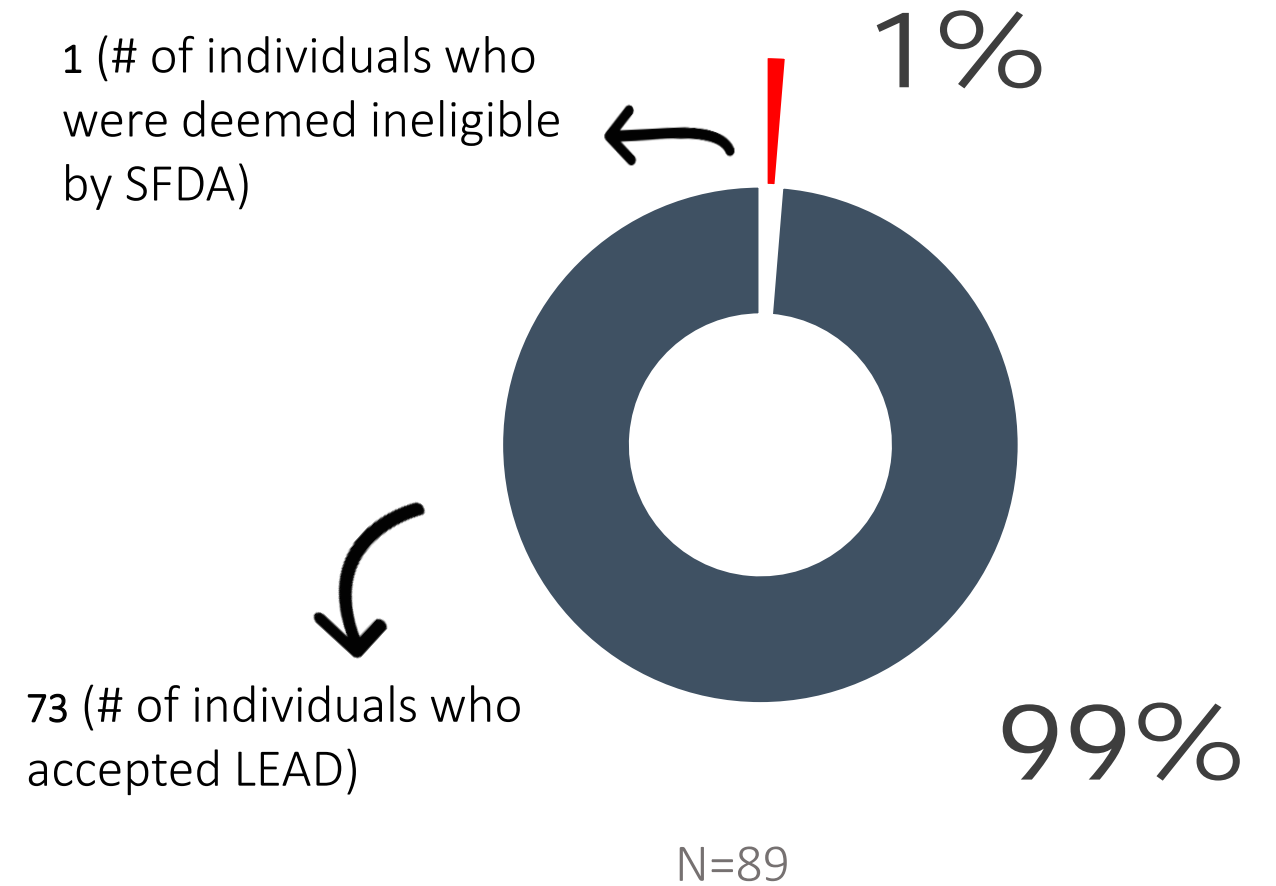
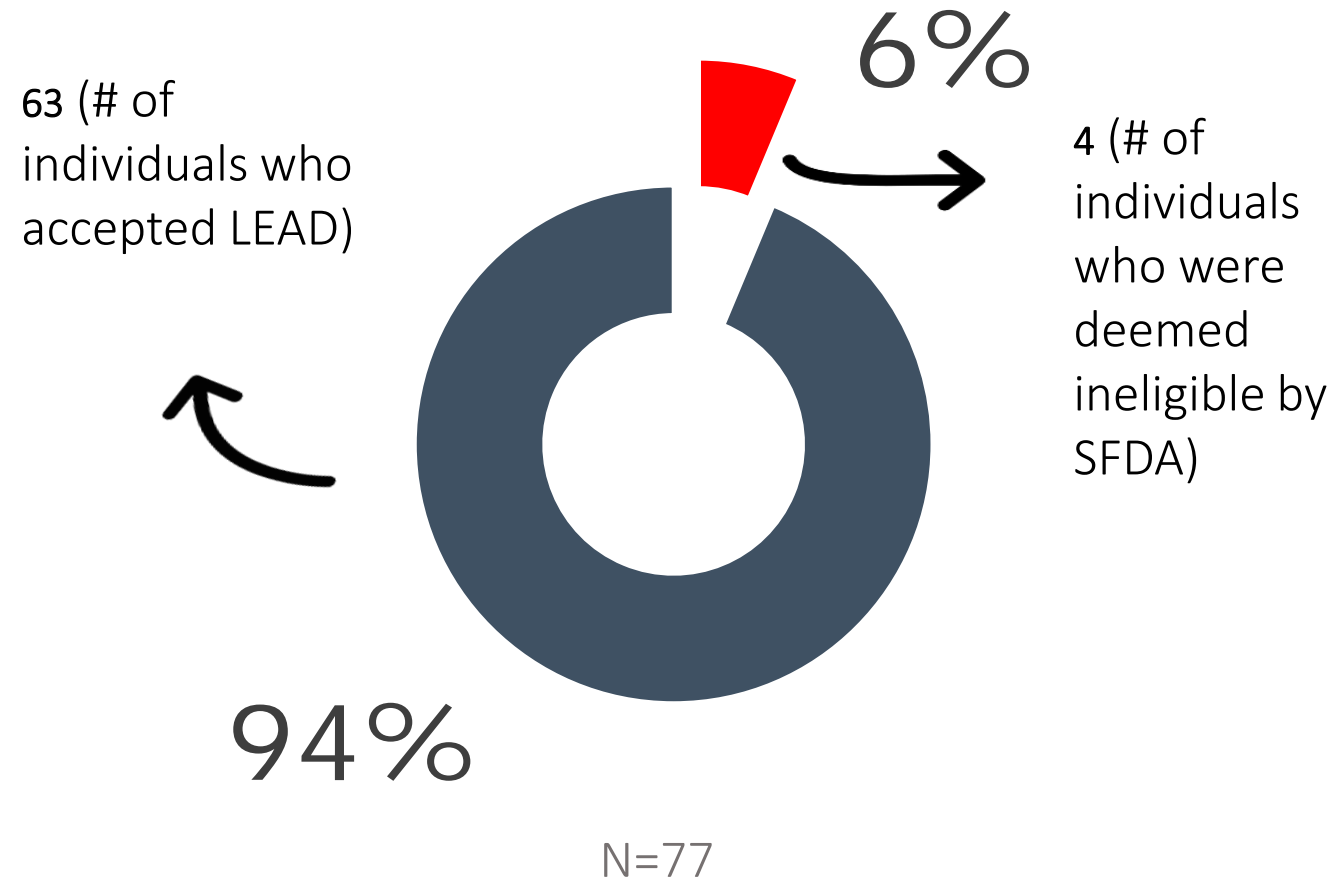
In Q7, there was a total of **89** LEAD referrals as opposed to the **77** referrals in Q6.

This is a **15.6%** increase in total referrals for LEAD in Q7.





DA'S OFFICE REJECTED FEWER REFERRALS





DA'S OFFICE REJECTED FEWER REFERRALS

6%


INELIGIBILITY RATE FOR Q6

1%

INELIGIBILITY RATE FOR Q7



CURRENT LEAD CLIENT PROFILES



PROFILE #1

- 31-year-old Male; Tenderloin District; Social Contact
- Officer is familiar with his heroin addiction
- Had an active warrant out of San Mateo County; on out-of-country supervised probation, and, at the time, an active drug-related case out of San Francisco
- Recent contact in San Francisco for disobeying a Court Order and possession of drug paraphernalia

History throughout the Bay Area for:

- Battery
- Appropriating lost property
- Violating a court order
- Possession of unlawful paraphernalia

Status: In LEAD and completed assessment



CURRENT LEAD CLIENT PROFILES

PROFILE #2



- 72-year-old Male; Mission District; Felony Pre-Booking
- Arrested for possession for sale of cocaine; sale or transportation of drugs; violation of a Court Order
 - Cocaine base weight of 2.5 grams
 - Not in possession of drug paraphernalia
- Has an active case out of San Francisco for drug possession
- Recent contact in San Francisco for drug possession, and violation of a Court Order

Long history throughout California for:

- Narcotics sales
- Fraud
- Assault
- Petty theft
- DUI
- Burglary

Status: In LEAD and completed assessment



San Francisco Police Department

SPIRIT OF COLLABORATION



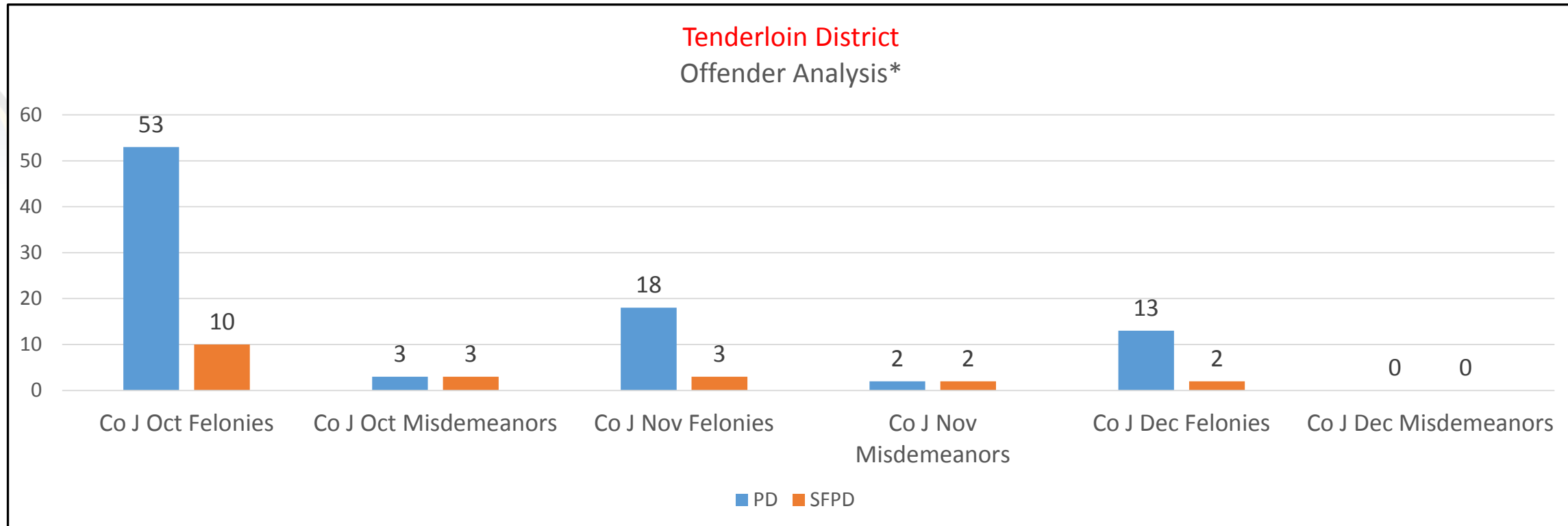
San Francisco Police Department

Booked	Arrest	Location	N.Hood	Court No.	Charge	Type	Additional Charges	Open Cases	EnRoute	Probation / Parole	Charged?	Incident #	pd / conflict	Buy-bust	Weight / Value	Disqual. Criteria (can be waived)	Age	Race	CASC Open	Station	Initials
Potential LEAD Eligible Tenderloin Felonies (PubDef cases)																					
10/02/2018 6:23PM	10/02/2018 3:57PM	1155 MARKET ST	TL	18015299	11352(a) HS/F	F	11350(A) HS/M; 11351.5 HS/F	N/A	N/A	N/A	Yes	180746514	PD / J.P. Passaglia	No	3 baggies crack		19	Latinx	Y	Tenderloin	J.L.G.
10/03/2018 6:52PM	10/03/2018 3:13PM	294 LEAVENWORTH ST	TL	18015351	11351 HS/F	F	11375(B)(1) HS/F; 11375(B)(1) HS/F; 11351 HS/F; 12022.1(A) PC/F	17005159; 17001932	N/A	N/A	Yes	180749320	PD / S. Johnson	Yes	47 Pills Xanax 10 Pills Oxycodone 8 Pills Hydrocodone		28	Black	Y	Tenderloin	B.B.
10/03/2018 7:25PM	10/03/2018 12:41PM	121 LEAVENWORTH ST	TL	18015354	11351 HS/F	F	11375(B)(1) HS/F; 11351 HS/F; 11353.6(G) HS/F	2511945	N/A	N/A	Yes	180748805	PD / A. Lilien	Yes	31 pills alprazolam 1 bindle heroin 11 pills hydrocodone		29	Black	Y	Tenderloin	D.S.
10/03/2018 10:40AM	10/03/2018 7:40AM	8TH ST / MISSION ST	TL	18015338	11352(a) HS/F	F	N/A	2511999	N/A	N/A	Yes	180747932	PD / A. Lilien	Yes	3 rocks crack (\$15 value)		22	Latinx	N	Honda Unit	I.A.
10/03/2018 11:33AM	10/03/2018 9:30AM	1301 MISSION ST	TL	18015342	11352(a) HS/F	F	N/A	N/A	N/A	N/A	Yes	180748178	PD / C. Lamb	Yes	2 bindles crack (\$20 value)		23	Latinx	Y	Honda Unit	C.V.
10/04/2018 9:21PM	10/04/2018 6:44PM	10 MINT PZ	TL	18015408	594(b)(1) PC/F	F	N/A	N/A	N/A	N/A	Yes	180718751	PD / P. Streets	N/A	Glass Panels at Bush Shelter (\$879 parts and labor)		21	Black	N	Tenderloin	D.S.
10/04/2018 11:58PM	10/04/2018 6:22PM	660 EDDY ST	TL	18015411	11352(a) HS/F	F	N/A	N/A	N/A	N/A	Yes	180752759	PD / W. Helvestine	Yes	\$20 worth of crack		19	Latinx	N	Northern	W.A.R.
10/08/2018 7:06PM	10/08/2018 4:39PM	421 TURK ST	TL	18015612	11351.5 HS/F	F	11351 HS/F; 7.2.12 MN/I	N/A	N/A	N/A	Yes	180763160	PD / A. Lilien	No	10 bindles crack loose pieces of crack		22	Latinx	Y	Tenderloin	M.O.
10/09/2018 7:28PM	10/09/2018 1:59PM	MARKET ST / 8TH ST	TL	18015648	11351.5 HS/F	F	11351 HS/F	13019173	N/A	N/A	Yes	180765627	PD / W. Helvestine	No	20 baggies heroin "Numerous pieces" crack		28	Latinx	Y	Tenderloin	S.I.L.
10/09/2018 9:06PM	10/09/2018 3:20PM	8TH ST / STEVENSON	TL	18015656	11352(a) HS/F	F	166(A)(4) PC/M	N/A	N/A	N/A	Yes	180765473	PD / C. Aguirre	No	1 rock crack 1 rock crack			Latinx	Y	Southern	G.A.
10/09/2018 9:40PM	10/09/2018 3:42PM	LARKIN ST / GEARY S	TL	18015661	11352(a) HS/F	F	N/A	N/A	N/A	N/A	Yes	180362063	PD / A. Lilien	Yes	2 rocks (1.1 grams) crack (\$20 value)		28	Latinx	Y	Northern	J.E.
10/10/2018 11:12PM	10/10/2018 3:46PM	875 GEARY ST	TL	18015732	11378 HS/F	F	11351 HS/F; 11351 HS/F; 11351.5 HS/F	N/A	N/A	N/A	Yes	180769049	PD / K. Hathaway	Yes	4 baggies meth 6 rocks heroin 11 rocks crack 6 baggies cocaine 1 baggie meth		25	Latinx	Y	Northern	D.V.V.
10/11/2018 3:56PM	10/11/2018 1:00PM	1055 MARKET ST	TL	18015780	594(b)(1) PC/F	F	N/A	17006569	N/A	N/A	Yes	180771414	PD / E. Hilton	N/A	Broken Bus Shelter Glass (\$1,400)		59	Black	Y	Tenderloin	R.T.
10/11/2018 11:24PM	10/11/2018 5:55PM	301 TURK ST	TL	18015808	11352(a) HS/F	F	11351 HS/F; 11351 HS/F; 11375(B)(1) HS/F; 11351 HS/F	N/A	N/A	N/A	Yes	180772321	PD / E. McBurney	No	9 pills hydrocodone 5 pills alprazolam 3 pills clonazepam 2 pissl methadone		26	Black	N	Tenderloin	T.C.
10/12/2018 4:28PM	10/12/2018 11:04AM	TURK ST / LEAVENWOR	TL	18015851	11352(a) HS/F	F	11350(A) HS/M; 11351 HS/F; 166(A)(4) PC/M; 11351 HS/F	02505254; 16021463	N/A	N/A	Yes	180773636	PD / K. Hathaway	Yes	5 "pieces" heroin (\$40 value) 1 "piece" heroin 33 bars Xanax 12 pieces broken Xanax pills		53	Black	Y	Narcotics	E.C.
10/12/2018 4:42PM	10/12/2018 9:15AM	650 POLK ST	TL	18015853	11352(a) HS/F	F	11352(A) HS/F; 11351.5 HS/F; 11351 HS/F	N/A	N/A	N/A	Yes	180773363	PD / C. Schenone	Yes	11 bindles crack 1 bindle heroin		24	Latinx	Y	Tenderloin	B.T.
10/12/2018 5:18PM	10/12/2018 9:00AM	8TH ST / MISSION ST	TL	18015857	11352(a) HS/F	F	11352(A) HS/F	N/A	N/A	N/A	Yes	180773222	PD / R. Evangelista	Yes	4 Rocks Crack (\$20 value)			Latinx	Y	Narcotics	N.E.
10/12/2018 6:00PM	10/12/2018 8:55AM	99 9TH ST	TL	18015860	11352(a) HS/F	F	N/A	N/A	N/A	N/A	Yes	180773329	PD / R. Evangelista	Yes	4 Rocks Crack (\$20 value)		23	Latinx	Y	Narcotics	A.E.
10/13/2018	10/13/2018	8TH ST / MISSION ST	TL	18015903	11352(a) HS/F	F	N/A	N/A	N/A	N/A	Yes			Yes	4 Rocks Crack (\$20 value) 2 Bindles		30	Latinx	Y	Narcotics	A.T.

LEAD eligible list provided by Public Defender's Office.



San Francisco Police Department



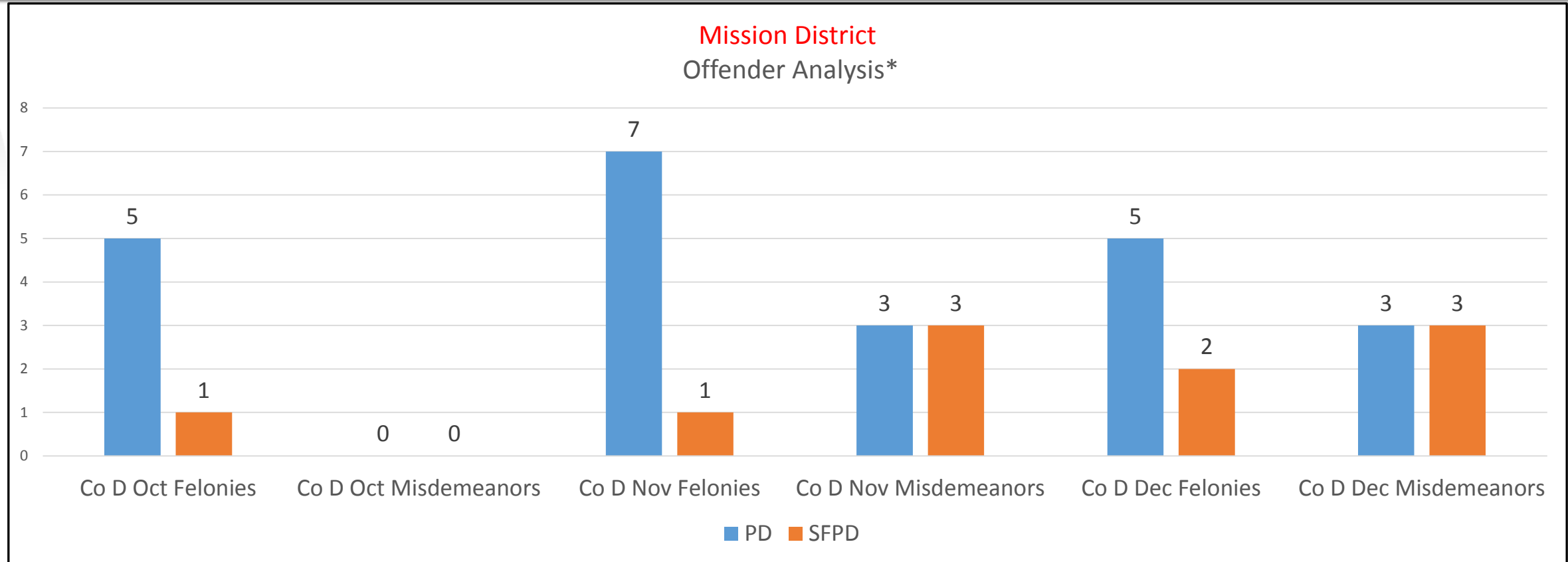
Findings

- Oct: 10 of 53 (18%) felony offenders deemed eligible for LEADs by the Public Defender's office were deemed eligible by SFPD. 3 of 3 (100%) misdemeanor offenders deemed eligible for LEADs by the Public Defender's office were deemed eligible by SFPD.
- Nov: 3 of 18 (16%) felony offenders deemed eligible for LEADs by the Public Defender's office were deemed eligible by SFPD. 2 of 2 (100%) misdemeanor offenders deemed eligible for LEADs by the Public Defender's office were deemed eligible by SFPD.
- Dec: 2 of 13 (15%) felony offenders deemed eligible for LEADs by the Public Defender's office were deemed eligible by SFPD. 0 of 0 (0%) misdemeanor offenders deemed eligible for LEADs by the Public Defender's office were deemed eligible by SFPD.

*Offenders may be disqualified for meeting "dealer" criteria, being contacted outside of police district, or being contacted within school zone, among other factors.



San Francisco Police Department



Findings

- Oct: 1 of 2 (50%) felony offenders deemed eligible for LEADs by the Public Defender’s office were deemed eligible by SFPD.
- Nov: 1 of 7 (14%) felony offenders deemed eligible for LEADs by the Public Defender’s office were deemed eligible by SFPD. 3 of 3 (100%) misdemeanor offenders deemed eligible for LEADs by the Public Defender’s office were deemed eligible by SFPD.
- Dec: 2 of 5 (40%) felony offenders deemed eligible for LEADs by the Public Defender’s office were deemed eligible by SFPD. 3 of 3 (100%) misdemeanor offenders deemed eligible for LEADs by the Public Defender’s office were deemed eligible by SFPD.

*Offenders may be disqualified for meeting “dealer” criteria, being contacted outside of police district, or being contacted within school zone, among other factors.



San Francisco Police Department

Booked	Arrest	Location	N.Hood	Court No.	Charge	Type	Additional Charges	Open Cases	EnRoute	Probation / Parole	Charged?	Incident #	pd / conflict	Buy-bust	Weight / Value	Disqual. Criteria (can be waived)	Age	Race	CASC Open	Station	Initials
Potential LEAD Eligible Tenderloin Felonies (PubDef cases)																					
10/02/2018 6:23PM	10/02/2018 3:57PM	1155 MARKET ST	TL	18015299	11352(a) HS/F	F	11350(A) HS/M; 11351.5 HS/F	N/A	N/A	N/A	Yes	180746514	PD / J.P. Passaglia	No	3 baggies crack		19	Latinx	Y	Tenderloin	J.L.G.
10/03/2018 6:52PM	10/03/2018 3:13PM	294 LEAVENWORTH ST	TL	18015351	11351 HS/F	F	11375(B)(1) HS/F; 11375(B)(1) HS/F; 11351 HS/F; 12022.1(A) PC/F	17005159; 17001932	N/A	N/A	Yes	180749320	PD / S. Johnson	Yes	47 Pills Xanax 10 Pills Oxycodone 8 Pills Hydrocodone		28	Black	Y	Tenderloin	B.B.
10/03/2018 7:25PM	10/03/2018 12:41PM	121 LEAVENWORTH ST	TL	18015354	11351 HS/F	F	11375(B)(1) HS/F; 11351 HS/F; 11353.6(G) HS/F	2511945	N/A	N/A	Yes		Lilien	Yes	31 pills alprazolam 1 pills hydrocodone		29	Black	Y	Tenderloin	D.S.
10/03/2018 10:40AM	10/03/2018 7:40AM	8TH ST / MISSION ST	TL	18015338	11352(a) HS/F	F	N/A	2511999	N/A	N/A	Yes		en	Yes	3 rocks crack (\$15 value)		22	Latinx	N	Honda Unit	I.A.
10/03/2018 11:33AM	10/03/2018 9:30AM	1301 MISSION ST	TL	18015342	11352(a) HS/F	F	N/A	N/A	N/A	N/A	Yes		Lamb	Yes	2 bindles crack (\$20 value)				N	Honda Unit	C.V.
10/04/2018 9:21PM	10/04/2018 6:44PM	10 MINT PZ	TL	18015408	594(b)(1) PC/F	F	N/A	N/A	N/A	N/A	Yes		streets	N/A	Glass Panels at Bus Shelter (\$879 parts and labor)				N	Tenderloin	D.S.
10/04/2018 11:58PM	10/04/2018 6:22PM	660 EDDY ST	TL	18015411	11352(a) HS/F	F	N/A	N/A	N/A	N/A	Yes	180752759	W. Helvestine	Yes	\$20 worth of crack				N	Northern	W.A.R.
10/08/2018 7:06PM	10/08/2018 4:39PM	421 TURK ST	TL	18015612	11351.5 HS/F	F	11351 HS/F; 7.2.12 MN/I	N/A	N/A	N/A	Yes	180763160	PD / A. Lilien	No	10 bindles crack loose pieces of crack		22	Latinx	Y	Tenderloin	M.O.
10/09/2018 7:28PM	10/09/2018 1:59PM	MARKET ST / 8TH ST	TL	18015648	11351.5 HS/F	F	11351 HS/F	13019173	N/A	N/A	Yes	180765627	PD / W. Helvestine	No	20 baggies heroin "Numerous pieces" crack		28	Latinx	Y	Tenderloin	S.I.L.
10/09/2018 9:06PM	10/09/2018 3:20PM	8TH ST / STEVENSON	TL	18015656	11352(a) HS/F	F	166(A)(4) PC/M	N/A	N/A	N/A	Yes	180765473	PD / C. Aguirre	No	1 rock crack 1 rock crack				Y	Southern	G.A.
10/09/2018 9:40PM	10/09/2018 3:42PM	LARKIN ST / GEARY S	TL	18015661	11352(a) HS/F	F	N/A	N/A	N/A	N/A	Yes	180362063	PD / A. Lilien	Yes	2 rocks (1.1 grams) crack (\$20 value)		28	Latinx	Y	Northern	J.E.
10/10/2018 11:12PM	10/10/2018 3:46PM	875 GEARY ST	TL	18015732	11378 HS/F	F	11351 HS/F; 11351 HS/F; 11351.5 HS/F	N/A	N/A	N/A	Yes	180769049	PD / K. Hathaway	Yes	4 baggies meth 6 rocks heroin 11 rocks crack 6 baggies cocaine 1 baggie meth		25	Latinx	Y	Northern	J.V.V.
10/11/2018 3:56PM	10/11/2018 1:00PM	1055 MARKET ST	TL	18015780	594(b)(1) PC/F	F	N/A	17006569	N/A	N/A	Yes	180771414	PD / E. Hilton	N/A	Broken Bus Shelter Glass (\$1,400)		59		Y	Tenderloin	R.T.
10/11/2018 11:24PM	10/11/2018 5:55PM	301 TURK ST	TL	18015808	11352(a) HS/F	F	11351 HS/F; 11351 HS/F; 11375(B)(1) HS/F; 11351 HS/F	N/A	N/A	N/A	Yes	180772321	PD / E. McBurney	No	9 pills hydrocodone 9 pills alprazolam 3 pills clonazepam 2 pills methadone				N	Tenderloin	T.C.
10/12/2018 4:28PM	10/12/2018 11:04AM	TURK ST / LEAVENWOR	TL	18015851	11352(a) HS/F	F	11350(A) HS/M; 11351 HS/F; 166(A)(4) PC/M; 11351 HS/F	02505254; 16021463	N/A	N/A	Yes	180773636	PD / K. Hathaway	Yes	5 "pieces" heroin (\$4 value) 1 "piece" heroin 33 bars Xanax 12 pieces broken Xanax pills		53	Black	Y	Narcotics	E.C.
10/12/2018 4:42PM	10/12/2018 9:15AM	650 POLK ST	TL	18015853	11352(a) HS/F	F	11352(A) HS/F; 11351.5 HS/F; 11351 HS/F	N/A	N/A	N/A	Yes	180773363	PD / C. Schenone	Yes	11 bindles crack 1 bindle heroin		24	Latinx	Y	Tenderloin	B.T.
10/12/2018 5:18PM	10/12/2018 9:00AM	8TH ST / MISSION ST	TL	18015857	11352(a) HS/F	F													Y	Narcotics	N.E.
10/12/2018 6:00PM	10/12/2018 8:55AM	99 9TH ST	TL	18015860	11352(a) HS/F	F													Y	Narcotics	A.E.
10/13/2018	10/13/2018	8TH ST / MISSION ST	TL	18015903	11352(a) HS/F	F													Y	Narcotics	A.T.

Offender meets "dealer" criteria

Outside Unit

Outside District

Disqualifiers include contacts with officers from districts and units which are not aware or trained in the LEAD program. Other disqualifiers include offenders who meet the criteria to be considered a "dealer".



OVERVIEW AND SUMMATION

The collaborative efforts between the San Francisco District Attorney's Office and the San Francisco Police Department have proven to be effective and efficient for the Law Enforcement Assisted Diversion Program.

INCREASED REFERRALS

15.6% uptick in LEAD referrals from Q6 to Q7.



"RIGHT" REFERRALS

The data demonstrates that SFPD's referrals are more in accordance with the SFDA's criteria.



Train More District Officers if LEAD goes City-Wide.



Only a 1.3% ineligibility rate for Q7 compared to the 6.3% ineligibility rate for Q6.

EXPAND TRAINING

DECREASED INELIGIBILITY RATE

CONTINUED COLLABORATION



LEAD after June 30th



Evaluation Update



SF LEAD

External Evaluation Update

Aili Malm, Ph.D.

Dina Perrone, Ph.D.

California State University

Overview

- Fidelity Assessment
- Client Survey
- Outcome Evaluation
 - Preliminary criminal history analysis



Fidelity Assessment

- Purpose: Assess whether SF LEAD is following stated procedures & progressing toward goals.
- Presented at Oct 18, Policy Committee Meeting
- Report with DPH



Client Survey

- 55 surveys completed
- Case management and DPH distribution has been very successful
- Continue to ask for your assistance in soliciting client participation



Outcome Evaluation

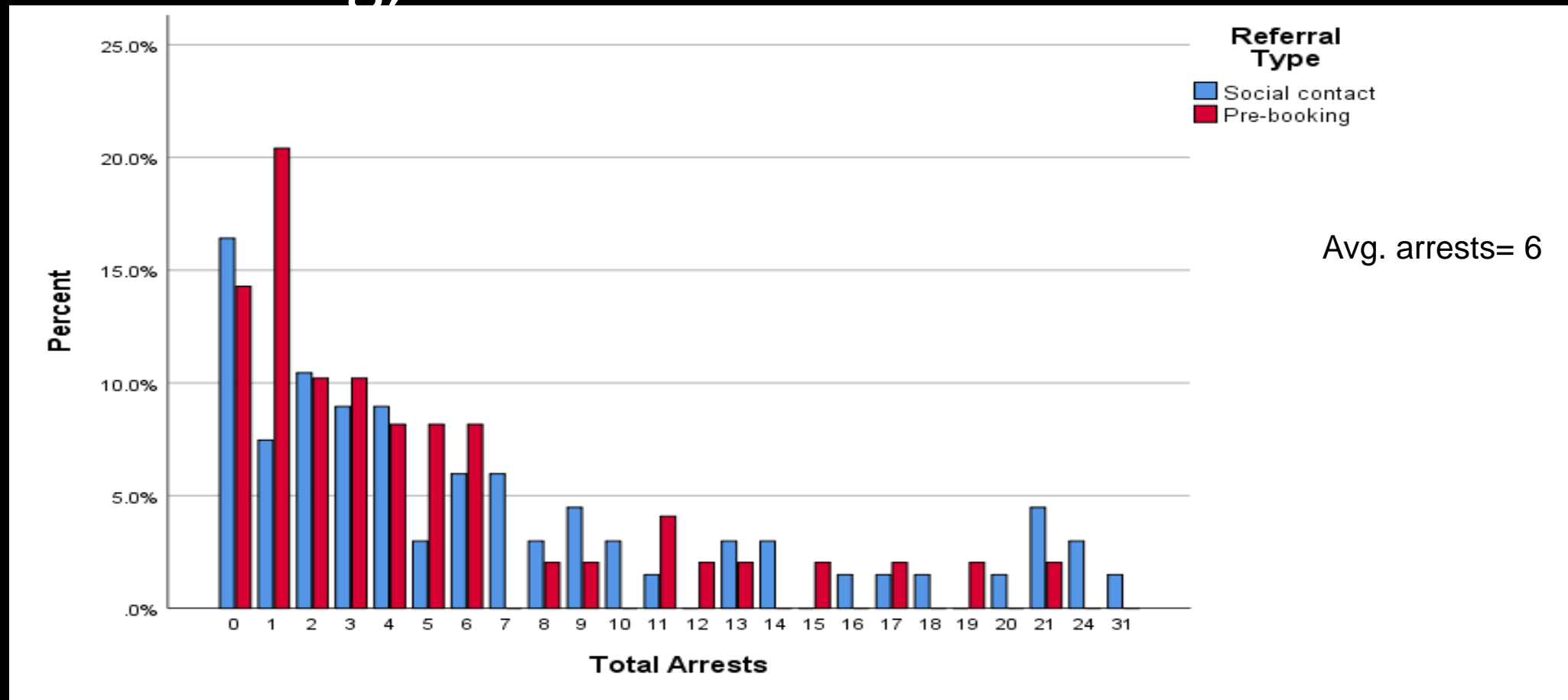
Preliminary Criminal History Analysis

- Data
 - Case management and DPH data (9/18)
 - Criminal history from SFDA's Office
 - Arrests and cases filed from San Francisco County only
 - Will eventually be supplemented with California-wide data from CADOJ



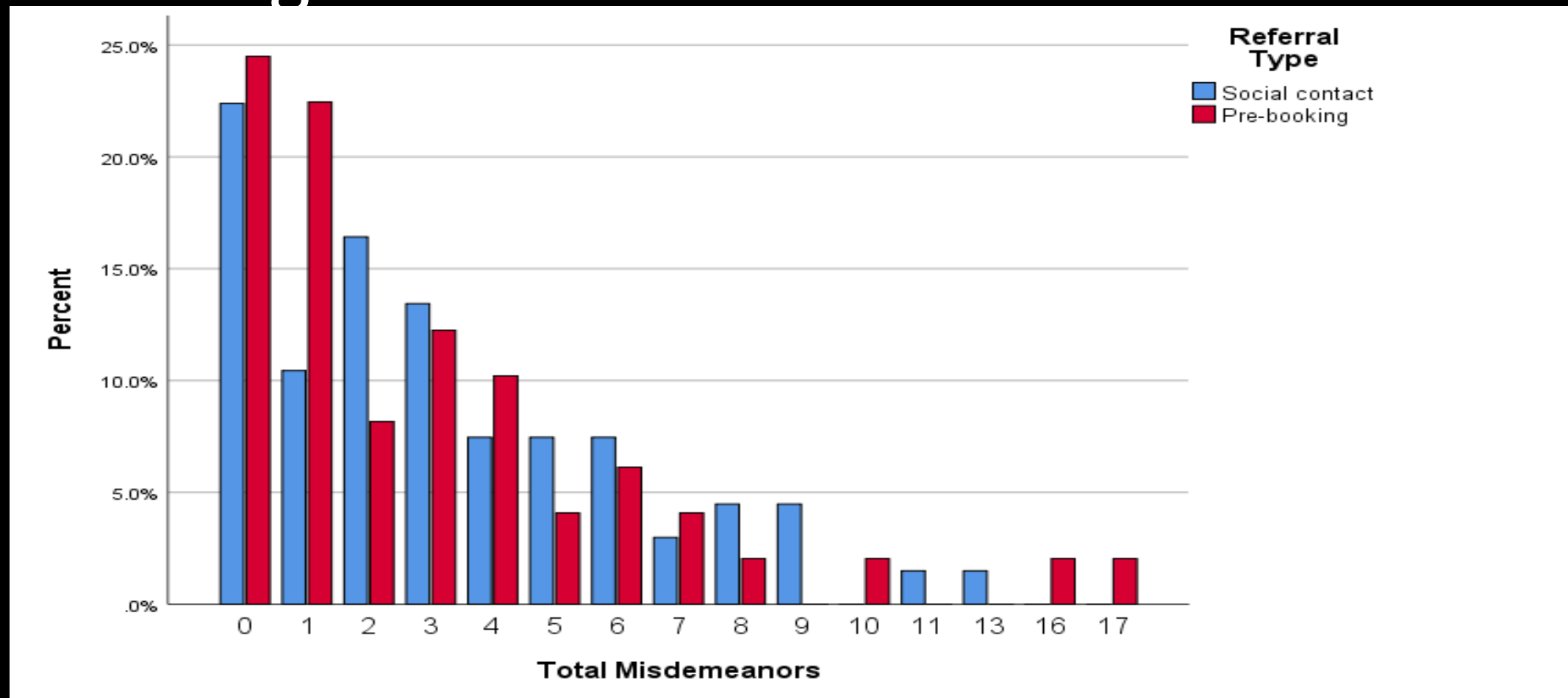
Arrest History

- 118 active clients (9/18)
- 16 (14%) with no arrest history
 - 6 pre-booking; 10 social contact



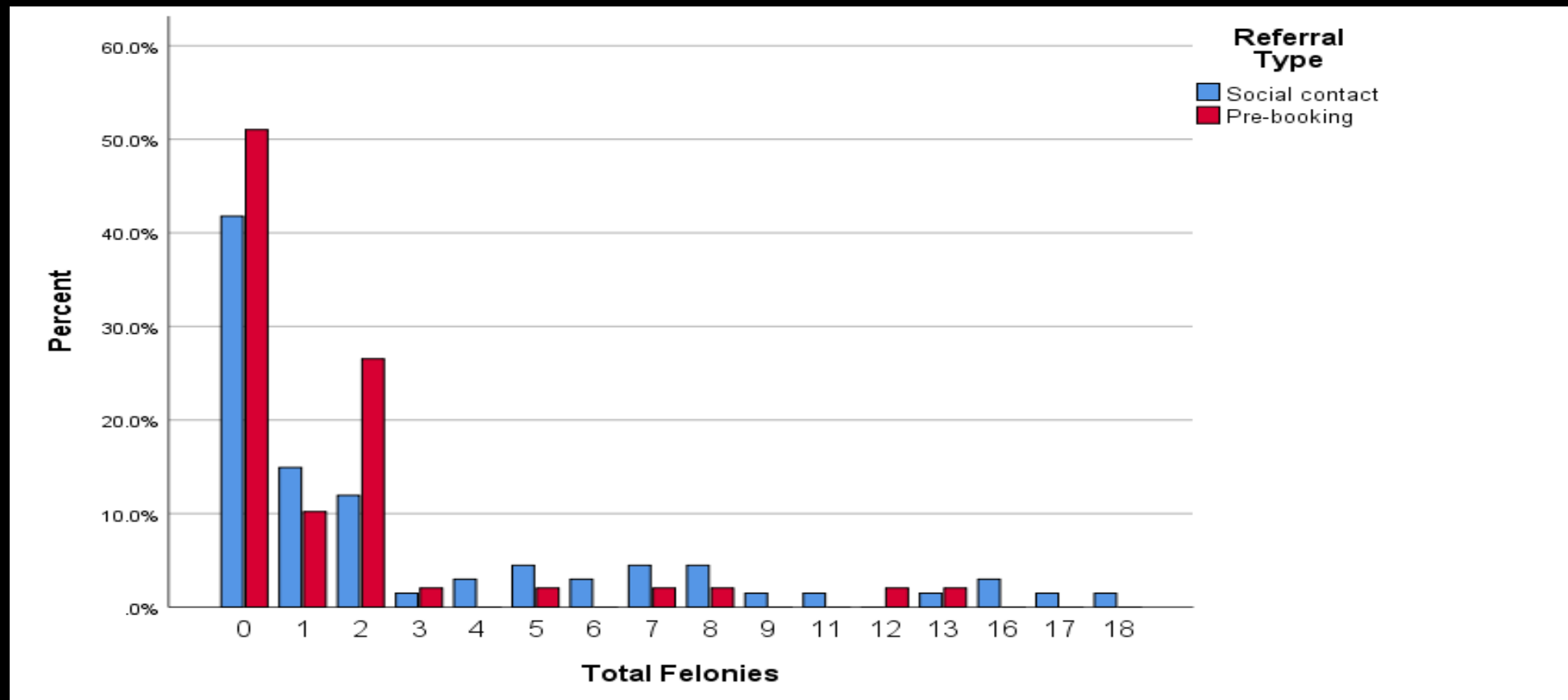
Misdemeanor Arrests

- Average misdemeanor arrests = 3
- No significant difference between social contact and pre-booking referrals



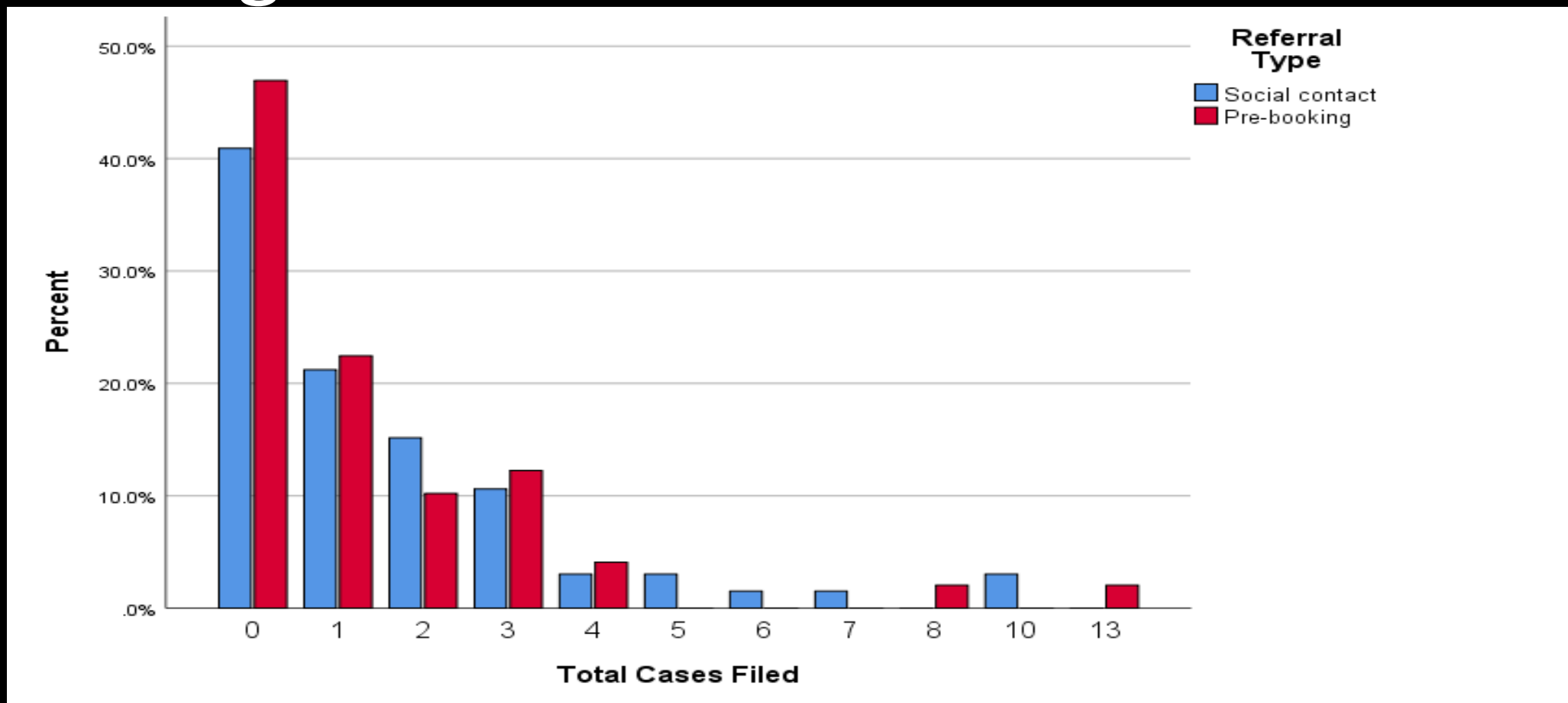
Felony Arrests

- Average felony arrests = 2.5
- Social contacts significantly more felony arrests than pre-booking referrals



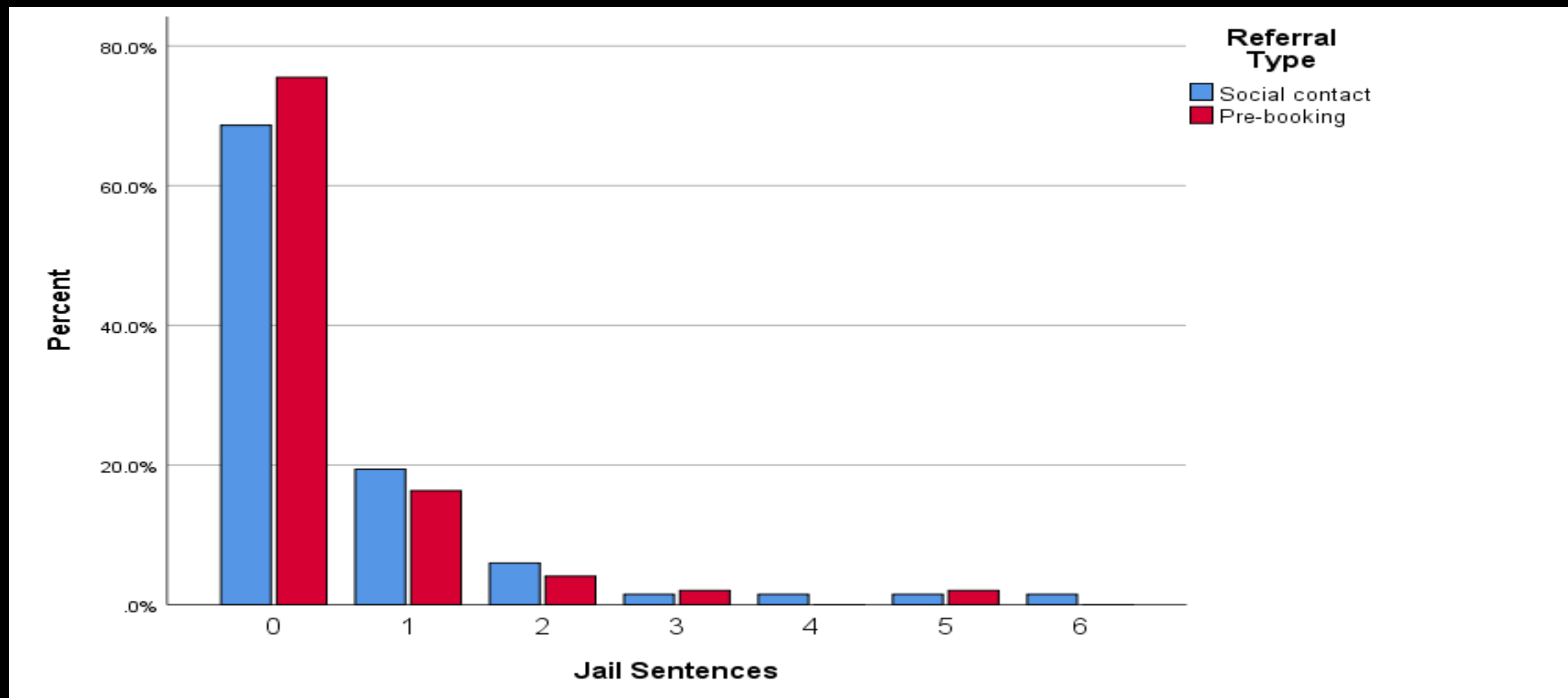
Cases Filed

- Average cases filed = 1.5
- No significant difference between social contact and pre-booking referrals



Jail and State Prison Sentences

- 4 (3%) have served state prison sentences
- 30 (25%) have served jail sentences



Criminal History Summary

- 84% have been arrested in SF County
- 25% have served time in SF County jail
- Pre-booking and social contact referrals are statistically the same with one exception:
 - Social contact referrals have significantly more felony convictions



Thank you

Aili.Malm@csulb.edu

Dina.Perrone@csulb.edu



Upcoming Reporting Timeline

Date	Findings to be shared	Data Source(s)
4/22/19	<p><u>State Evaluator (CSU Long Beach)</u></p> <ul style="list-style-type: none"> • Outcome data through January 2019: health, substance use and crime variables <p><u>Local Evaluator (HTA)</u></p> <ul style="list-style-type: none"> • Impact of LEAD SF on self-sufficiency • Individual client stories of success/change 	<p>← Case manager database + criminal history records from SF D.A.</p> <p>← Case manager database</p>

Closing & Next Steps

2019 Policy Committee Meetings: Quarterly Schedule

Monday, April 22

Time: 1-2:30pm

Location: 25 Van Ness, Room 330A

Information Sharing & Engagement

Dedicated page on DPH website and email:

www.sfdph.org/dph/comupg/knowlcol/leadSF/Law-Enforcement-Assisted-Diversion-SF.asp

leadsf@sfdph.org

- Public postings of agenda & minutes
- Posting of relevant LEAD materials