San Francisco Food Security Taskforce 2021 Recommendations

Cissie Bonini, UCSF & Vouchers 4 Veggies - EatSF
FSTF Chair

Paula Jones, DPH, Population Health
FSTF Vice Chair

Taskforce Members

March 2021

Food insecurity infographic (Wellington-Dufferin-Guelph Public Health)
Retreived from: https://foodcommunitybenefit.noharm.org/resources/implementation-strategy/food-insecurity-screening

Food Security: *Significant* Disparities

Pre Covid-19

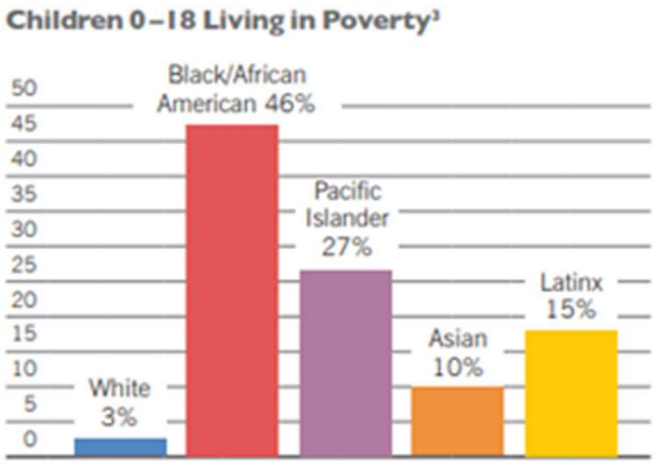

San Francisco Community Health Needs Assessment 2019
https://www.sfdph.org/dph/hc/HCAgen/2019/May%207/CHNA_2019_Report_0

Post Covid: California
Weekly Food Insecurity Rate

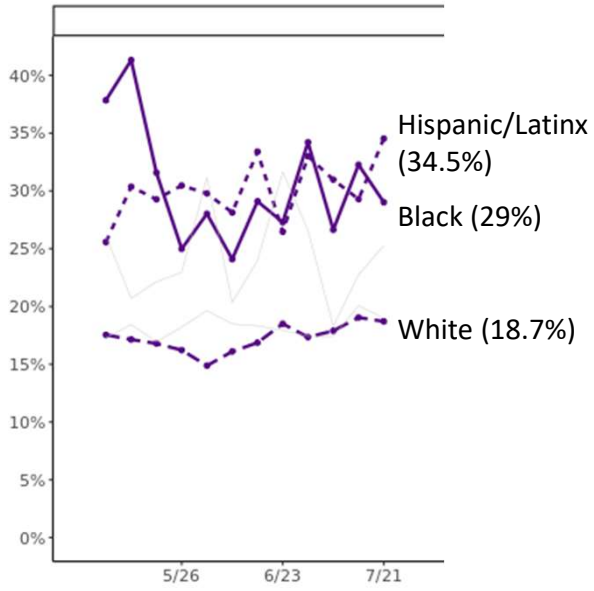

NW IPR Visualizing Food Security

San Francisco Food
Insecurity: Latinx Community

N = 1,875	Pre-Covid	Post-Covid
Group 1	23%	**71%**
Group 2	21%	**66%**

Escobar, M et al. MedRxIV. October 2020

Weekly Food Insecurity for Selected Races/Ethnicities by State* With Children

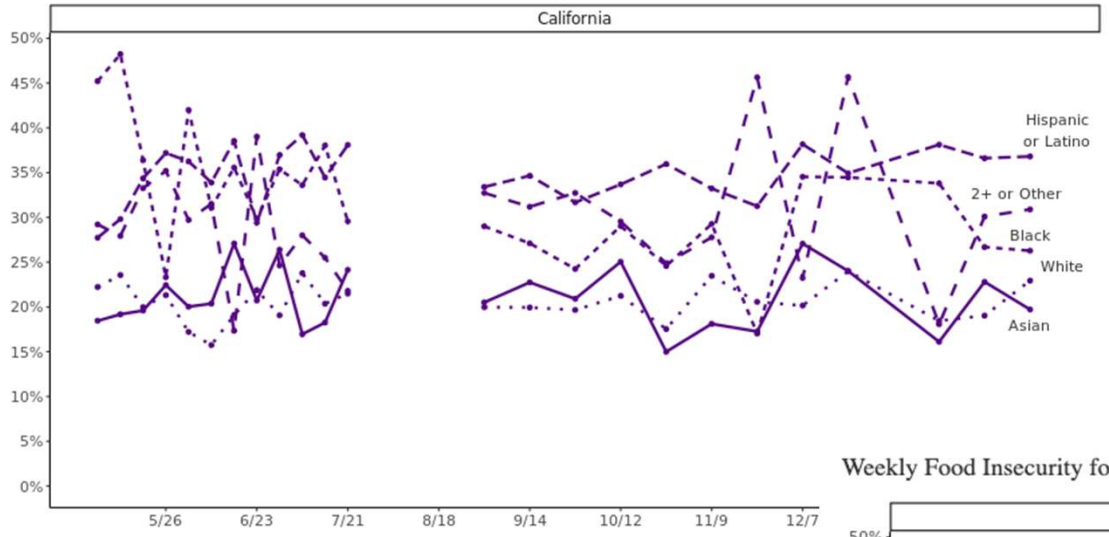

Weekly Food Insecurity for Selected Races/Ethnicities by State* With Children

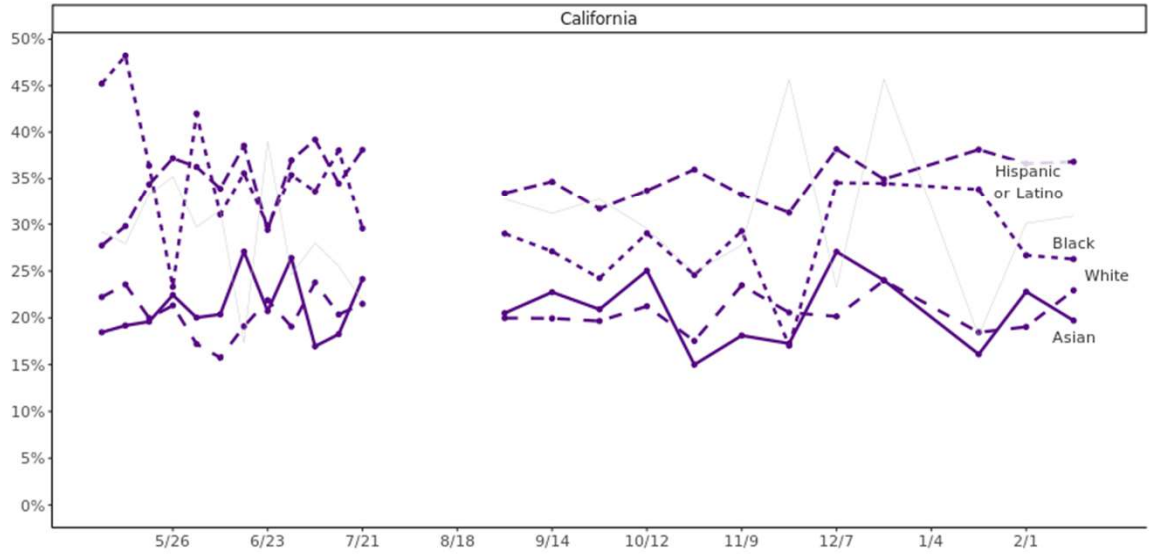

Weekly Food Insecurity for Selected Races/Ethnicities by State*

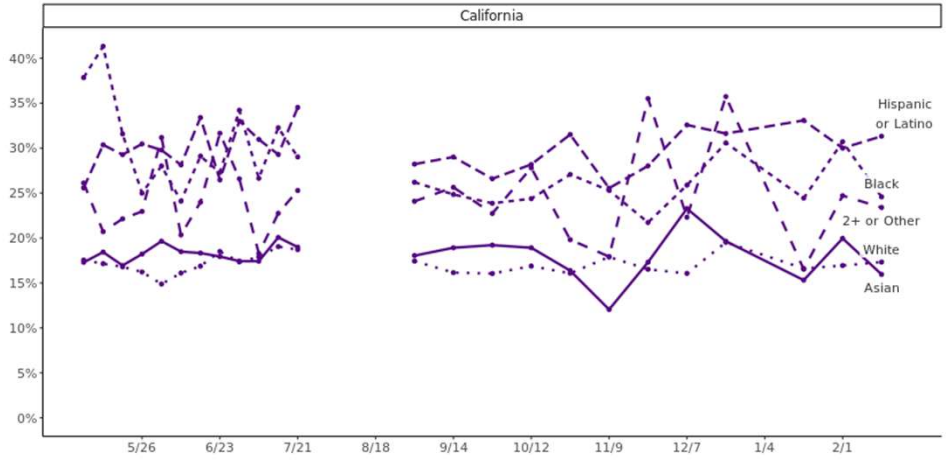

Weekly Food Insecurity for Selected Races/Ethnicities by State*

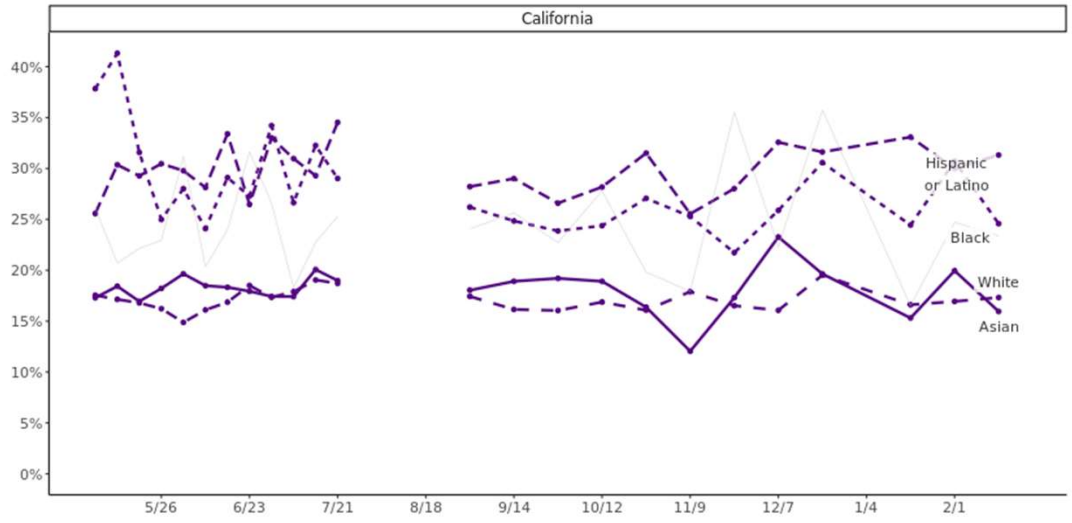

CB0

COVID-19 Exacerbates Food Insecurity Across SF

Economic impact on San Franciscans

- 262,500 have filed for unemployment since Feb.
  - 44% of city's labor force
- 65,000 are currently looking for work or have left the labor force

(SF Economic Recovery Task Force)



Slide 6

CB0 Do we have updated info here?
Cissie Bonini, 2021-02-25T20:52:47.944

CB0

Covid-19 + Food Insecurity: Disparities in San Francisco

HSA survey showed food needs are very high among:

- Pacific Islander, Latinx, Black/African American, Native American, Chinese families
- Families with children
- Mixed immigration status households

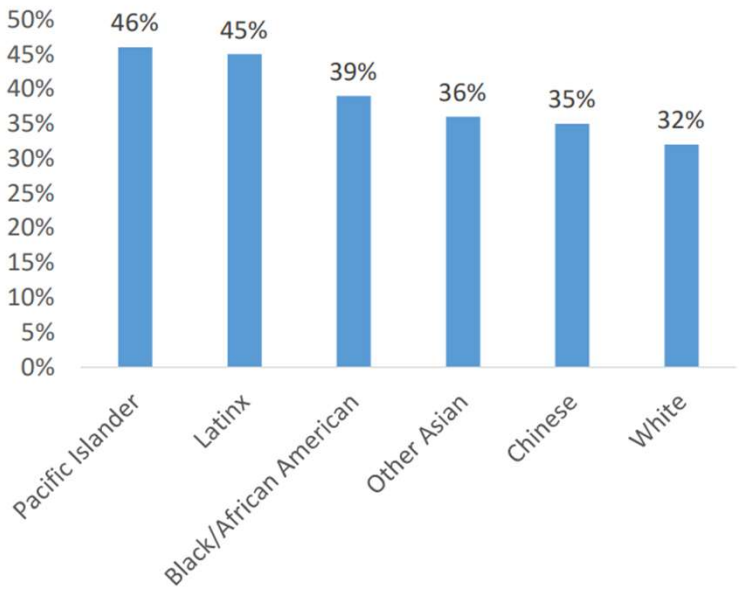

Human Service Agency Pandemic Survey May/June 2020
Does not include unsheltered people

Slide 7

CB0 site survey is from may/june 2020; verbally mention unsheltered not included
Cissie Bonini, 2021-02-25T20:54:14.871

COVID: Unprecedented Food Response

Existing Feeding Programs:
- SF & Marin Food Bank, Meals on Wheels, others
- SF Unified School District, CALFRESH, WIC, P-EBT
- Other CBOs and charitable food system

SF City and County:
- Emergency Operations Center
- Feeding Unit – Support & Disaster Service Workers
- Give2SF

New Feeding Programs & Expanded Services
- Community-led interventions
- Housing + Food
- Restaurant pivots

Philanthropy

Kevin N. Hume/SF Examiner, 4/15/20

Above: Photo by Nick Otto;, San Francisco Chronicle, 9/15/20

Slide 8

ES0 Did I put this in the right section?
Emma Steinberg, 2021-03-03T22:32:10.925

ES0

Food Support Needed Urgently Across SF

- Ongoing need
- Proactively plan for roll-back of emergency food supports
- Need to assess need and fill gaps
- See list of immediate threats to food security

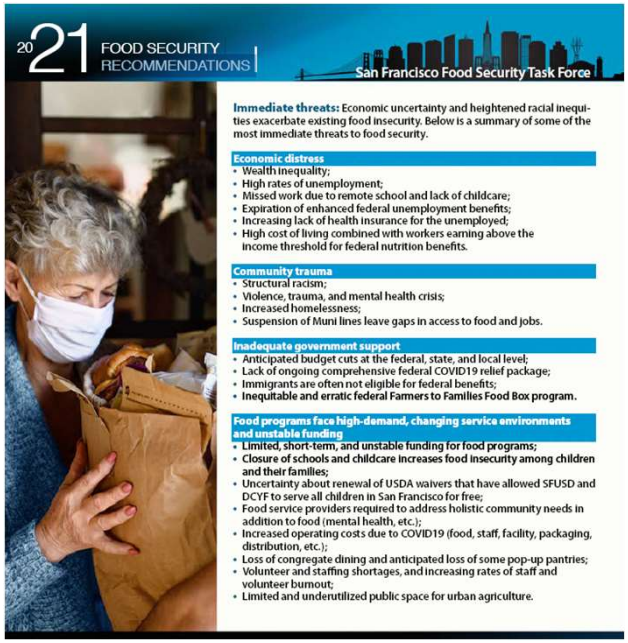

2021 FOOD SECURITY RECOMMENDATIONS | San Francisco Food Security Task Force

Immediate threats: Economic uncertainty and heightened racial inequities exacerbate existing food insecurity. Below is a summary of some of the most immediate threats to food security.

Economic distress
- Wealth inequality;
- High rates of unemployment;
- Missed work due to remote school and lack of childcare;
- Expiration of enhanced federal unemployment benefits;
- Increasing lack of health insurance for the unemployed;
- High cost of living combined with workers earning above the income threshold for federal nutrition benefits.

Community trauma
- Structural racism;
- Violence, trauma, and mental health crisis;
- Increased homelessness;
- Suspension of Muni lines leave gaps in access to food and jobs.

Inadequate government support
- Anticipated budget cuts at the federal, state, and local level;
- Lack of ongoing comprehensive federal COVID19 relief package;
- Immigrants are often not eligible for federal benefits;
- Inequitable and erratic federal Farmers to Families Food Box program.

Food programs face high-demand, changing service environments and unstable funding
- Limited, short-term, and unstable funding for food programs;
- Closure of schools and childcare increases food insecurity among children and their families;
- Uncertainty about renewal of USDA waivers that have allowed SFUSD and DCYF to serve all children in San Francisco for free;
- Food service providers required to address holistic community needs in addition to food (mental health, etc.);
- Increased operating costs due to COVID19 (food, staff, facility, packaging, distribution, etc.);
- Loss of congregate dining and anticipated loss of some pop-up pantries;
- Volunteer and staffing shortages, and increasing rates of staff and volunteer burnout;
- Limited and underutilized public space for urban agriculture.

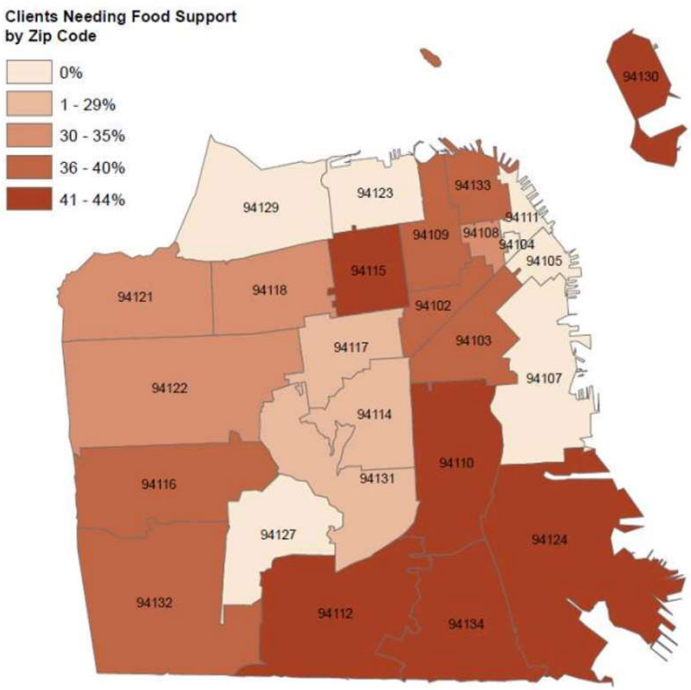

Slide 9

ES0 @Cissie - I forget exactly what points from the new report you wanted to emphasize here, so I just threw a few in. Feel free to edit

Emma Steinberg, 2021-03-02T04:45:50.731

FSTF Strategic Priorities: Sustaining Progress

1. Shared Measurement
2. Information & Referral
3. **Adequate (and Appropriate) Community Resources**
4. Sustainability of the FSTF
   - Adequate staffing & resources
   - Sunsetting in June 2021 (need to re-authorize)

ADVANCED DURING COVID

Adequate (and Appropriate) Community Resources to Address Disparities

1. Sustain funding and flexibility
2. Whole household support (multiple services ≠ duplication)
3. Culturally relevant & quality food
4. Innovative and community led interventions

Innovations

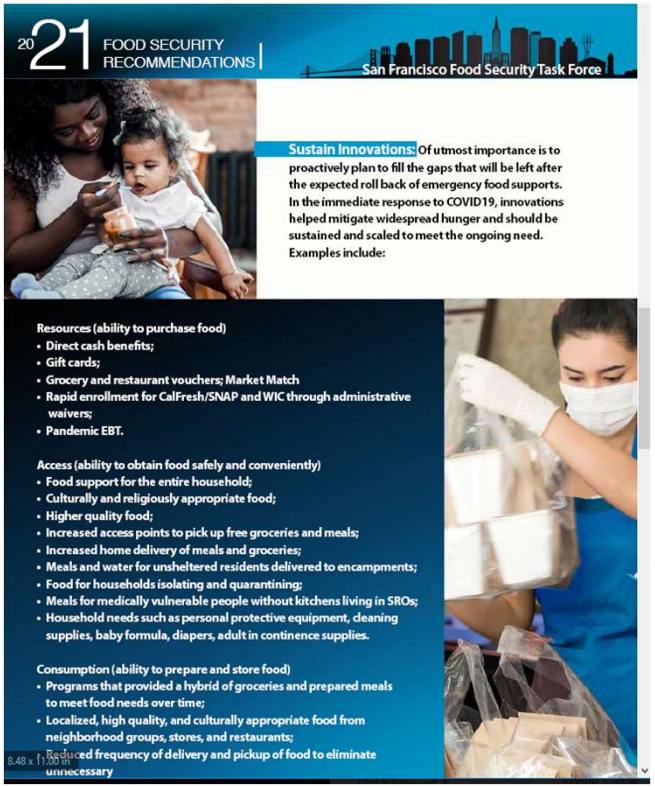

2021 FOOD SECURITY RECOMMENDATIONS

San Francisco Food Security Task Force

Sustain Innovations: Of utmost importance is to proactively plan to fill the gaps that will be left after the expected roll back of emergency food supports. In the immediate response to COVID19, innovations helped mitigate widespread hunger and should be sustained and scaled to meet the ongoing need. Examples include:

Resources (ability to purchase food)
- Direct cash benefits;
- Gift cards;
- Grocery and restaurant vouchers; Market Match
- Rapid enrollment for CalFresh/SNAP and WIC through administrative waivers;
- Pandemic EBT.

Access (ability to obtain food safely and conveniently)
- Food support for the entire household;
- Culturally and religiously appropriate food;
- Higher quality food;
- Increased access points to pick up free groceries and meals;
- Increased home delivery of meals and groceries;
- Meals and water for unsheltered residents delivered to encampments;
- Food for households isolating and quarantining;
- Meals for medically vulnerable people without kitchens living in SROs;
- Household needs such as personal protective equipment, cleaning supplies, baby formula, diapers, adult in continence supplies.

Consumption (ability to prepare and store food)
- Programs that provided a hybrid of groceries and prepared meals to meet food needs over time;
- Localized, high quality, and culturally appropriate food from neighborhood groups, stores, and restaurants;
- Reduced frequency of delivery and pickup of food to eliminate unnecessary

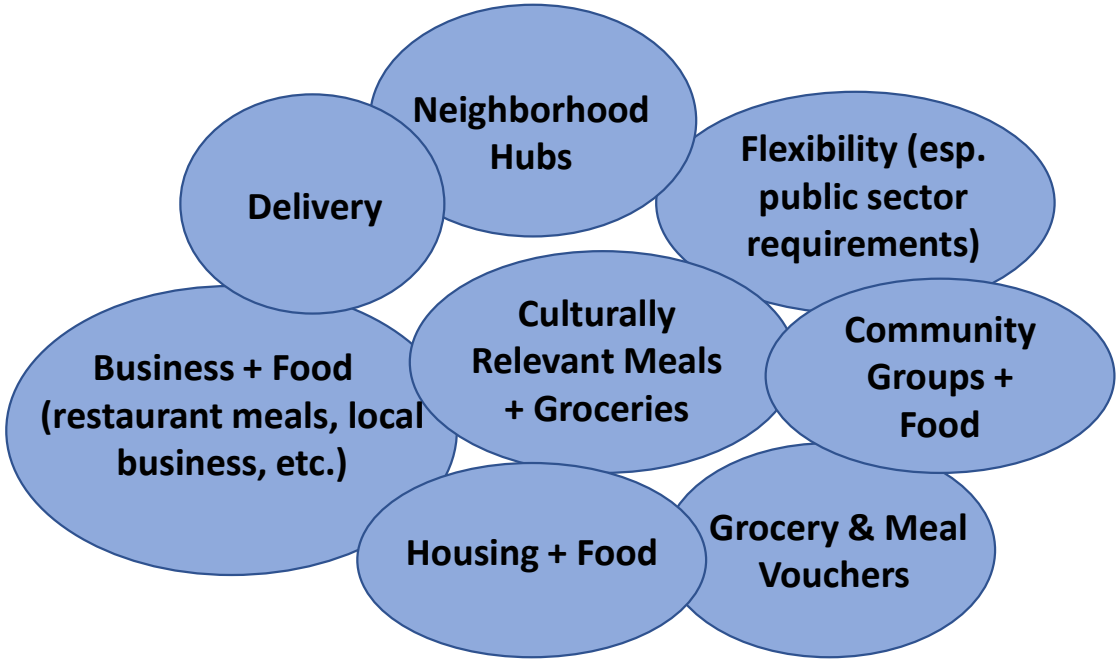

SF Food Security Coordination Priorities

- Re-authorize Food Security Taskforce
- Centralized City Food Coordination
  - Continue Covid Command
  - Need for ongoing centralized coordination
- Centralized Information and Referral and Data Sharing/Reporting
  - Colorado model for information & referral
  - Essential to track food security city-wide

2021 Recommendations

2021 FOOD SECURITY RECOMMENDATIONS

San Francisco Food Security Task Force

Recommendations: A sustained commitment, by all levels of government, to end systemic racism and address structural barriers to health, including food insecurity.

Local

- Maintain and expand city investments in food through a health equity framework;
- Ensure food delivered to all communities is high quality and appropriate to cultural and religious needs;
- Food programs should provide for the food needs of the entire household including unsheltered populations;
- Ensure continued funding for programs serving families with children;
- Housing providers should coordinate with food providers;
- Target economic stimulus recovery through direct cash support, jobs, and business development, with a focus on food for vulnerable communities and provided by businesses owned by communities most impacted by COVID19;
- Funders and city contracts should be flexible to allow grantees to reallocate funds to respond to needs;
- Maintain and improve integrated food referral and resource list through 311 and city website;
- Expand localized solutions such as neighborhood task forces and resource hubs,
- Increase utilization of outdoor public spaces for food distribution and urban agriculture;
- Conduct a consistent and ongoing food security assessment and implementation plan with regular public updates to the Board of Supervisors and Mayor.

State and Federal Food Security Legislative Advocacy

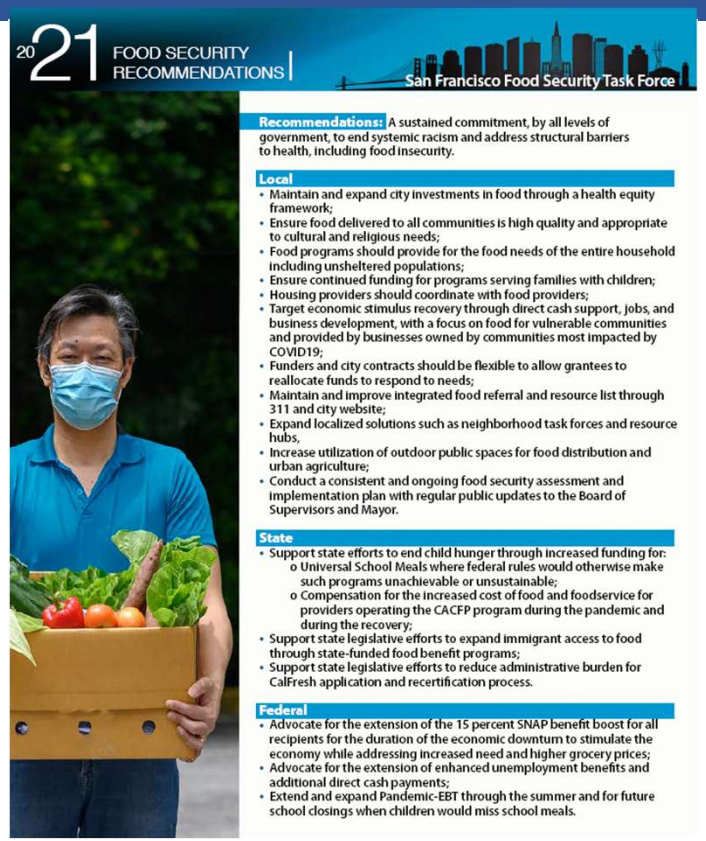

2021 FOOD SECURITY RECOMMENDATIONS

San Francisco Food Security Task Force

Recommendations: A sustained commitment, by all levels of government, to end systemic racism and address structural barriers to health, including food insecurity.

Local

- Maintain and expand city investments in food through a health equity framework;
- Ensure food delivered to all communities is high quality and appropriate to cultural and religious needs;
- Food programs should provide for the food needs of the entire household including unsheltered populations;
- Ensure continued funding for programs serving families with children;
- Housing providers should coordinate with food providers;
- Target economic stimulus recovery through direct cash support, jobs, and business development, with a focus on food for vulnerable communities and provided by businesses owned by communities most impacted by COVID19;
- Funders and city contracts should be flexible to allow grantees to reallocate funds to respond to needs;
- Maintain and improve integrated food referral and resource list through 311 and city website;
- Expand localized solutions such as neighborhood task forces and resource hubs;
- Increase utilization of outdoor public spaces for food distribution and urban agriculture;
- Conduct a consistent and ongoing food security assessment and implementation plan with regular public updates to the Board of Supervisors and Mayor.

State

- Support state efforts to end child hunger through increased funding for:
  - Universal School Meals where federal rules would otherwise make such programs unachievable or unsustainable;
  - Compensation for the increased cost of food and foodservice for providers operating the CACFP program during the pandemic and during the recovery;
- Support state legislative efforts to expand immigrant access to food through state-funded food benefit programs;
- Support state legislative efforts to reduce administrative burden for CalFresh application and recertification process.

Federal

- Advocate for the extension of the 15 percent SNAP benefit boost for all recipients for the duration of the economic downturn to stimulate the economy while addressing increased need and higher grocery prices;
- Advocate for the extension of enhanced unemployment benefits and additional direct cash payments;
- Extend and expand Pandemic-EBT through the summer and for future school closings when children would miss school meals.

ES0

State:

- Support school meals; food access for immigrants/undocumented; reduction of admin burden (CalFresh, WIC); simplify CalFresh for seniors; medically supportive food inclusion in Medi-Cal

Federal:

- Support SNAP benefit increases; unemployment benefits, direct cash payments; extend Pandemic - EBT

Slide 15

ES0 Add P-EBT to this slide too?
Emma Steinberg, 2021-03-03T22:33:03.285

CB0 0 It's already here!
Cissie Bonini, 2021-03-04T01:05:30.045

Resources & Research Links



SF Food Security Taskforce Link

https://www.sfdph.org/dph/comupg/knowlcol/FSTF/default.asp

FSTF Reports and Presentations Link

https://www.sfdph.org/dph/comupg/knowlcol/FSTF/reportsassessment.asp

- Human Services Agency Pandemic Survey
- COVID Command Feeding Unit Gaps Analysis
- Food Security Taskforce Reports & Recommendations

SF Budget & Legislative Analyst Report on Food Security (2/21/21) Link

https://sfbos.org/sites/default/files/BLA.Food%20Insecurity.022321.pdf

Community Led Innovations

Neighborhood/Cultural	Business + Food	Delivery	Housing + Food	Grocery & Meal Vouchers
• SFAAFBC • Latinx Taskforce • Mission Food Hub • Mother Browns/Glide/St. Anthony's	• SF New Deal • Great Plates • Feed + Fuel Chinatown • SF Produce Market • EatSF grocery vouchers	• Meals in Place (unsheltered) • SFMFB • Mother Browns • IQ	• SF Housing Authority • TNDC + Farming Hope • DISH + LaCocina • Conard House, ECS, etc.	• Feed & Fuel Chinatown • EatSF grocery vouchers • Clinic By the Bay

Adequate (and Appropriate) Community Resources to Address Disparities

1. Sustain funding and flexibility
   A. Increase transparency
   B. More philanthropy currently
      I. Less sustainable

Exhibit 6: Expenditures and Caseload for Major Government Food Assistance Programs in San Francisco, FY 2018-19

Program	FY 2018-19 Total Expenditures	Total Expenditures from General Fund/Local	FY 2018-19 Caseload or Meals Served
CalFresh (food stamps)	$72,562,536[1]	$0	78,358 unduplicated enrollees
DAS Congregate & Home-Delivered Meals	$31,709,235	$18,677,912	• 1,602,635 congregate meals • 2,234,069 meals delivered
WIC	$5,942,773	$0	• 12,972 unduplicated breastfeeding & postpartum individuals & children 0-5 • 1,200 unduplicated pregnant individuals enrolled
School Meal Program	$27,019,199	$7,249,898	• 19,000 students enrolled
DCYF	$1,336,212	$282,592	• 412,619 meals and snacks served
Family Resource Centers (funded by First 5 San Francisco, HSA and DCYF)	$500,000[31]	n.a.	• 2,000 bags of food distributed weekly through 10 FRCs
Total	**$139,069,955**	**$26,210,402**	• 111,530 enrollees (not adjusted for duplication between programs)[2] • 1.6 mill. congregate meals • 2.2. mill. meals delivered • 412,619 meals & snacks served to youth and families • 104,000 bags of food distributed through Family Resource Centers

Sources: Expenditure and caseload data provided by each agency.
[1] This amount reflects benefits only, not administrative expenses.
[2] The total caseload simply reflects the sum total of the unduplicated caseload count for all programs except DAS congregate and home-delivered meals for which there is no unduplicated case count.

BLA Food Insecurity Report 2/23/21