



Briefing on Hunger and Food Insecurity in San Francisco For the San Francisco Board of Supervisors

Critical Programs Include:

School Meals ♦ Food Stamps ♦ WIC ♦ Summer Lunch ♦ Senior Nutrition ♦ Home Delivered Meals ♦ Food Pantries ♦ Free Dining Rooms





Selected Summary Data – City Wide

General Population

• Number of people receiving food from food pantries	78,992
• Number of lbs of food distributed by SF Food Bank	33,541,745
• Number of food stamp cases	25,852
• Number of individuals on food stamps	41,743

Seniors

• Number of seniors (65+ yrs)	107,191
• Number of people served by congregate meals funded by the City	15,039
• Number of congregate meals funded by the City	777,782
• Number of people served by home delivered meals funded by the City	2,846

School Children

• Number of public school children qualified for free and reduced priced lunches at SFUSD	30,010
• Average number of children eating school lunch daily at SFUSD	22,072
• Average number of children eating school breakfast daily at SFUSD	5,621
• Number of children on food stamps (6-17 yrs)	15,805
• Average number of children eating summer lunch	8,892

Pre-K children

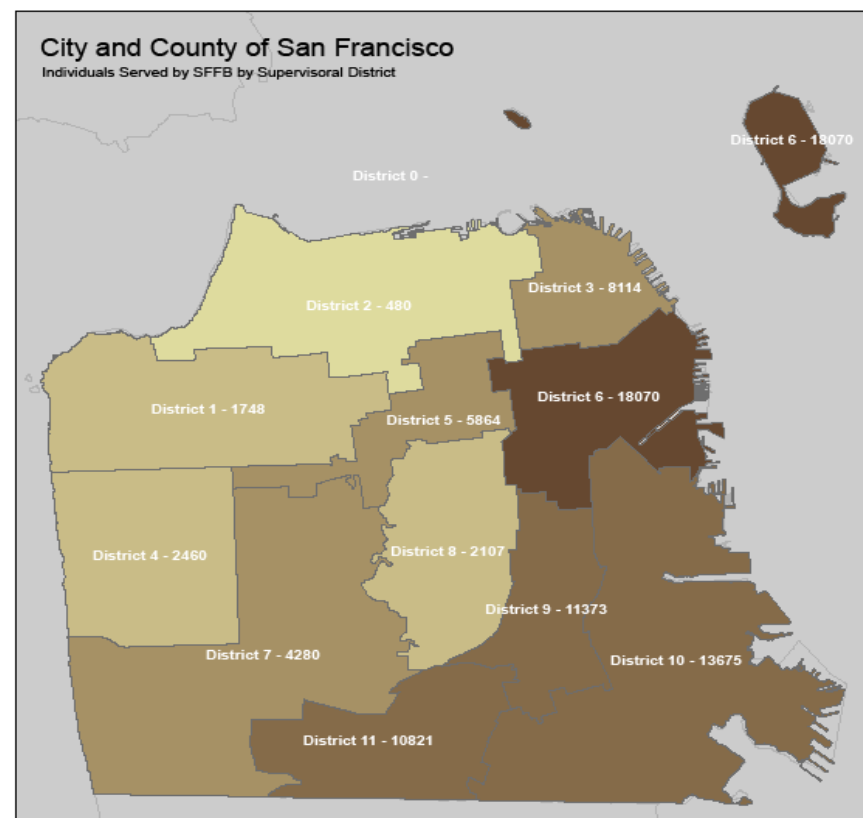
• Number of children (0-5 yrs) receiving food stamps	6,653
• Number of children (0-5) eating free lunch in child care	3,418
• Number of children (0-5) and mothers receiving WIC (Women, Infants & Children)	16,475



Hunger and Food Insecurity (District 7)

About Your Residents:

• Total Population	70,134
• Median income	\$51,713
• # of unemployed residents	4,002
• Unemployment rate	12%
• # of SF Food Bank pantries	7
• # of people served by the SF Food Bank Pantries	4,280
• # of people receiving food stamps (SNAP)	815



What does this mean for your district?

Many San Franciscans may not qualify for federal nutrition programs, but are still at risk for hunger.

Of all Supervisorial districts, District 7 has the third highest median income, the 4th lowest number of residents served by pantries, and the second lowest number of individuals receiving food stamps.



San Francisco
Food Security Task Force

Supervisor Elsbernd – District 7

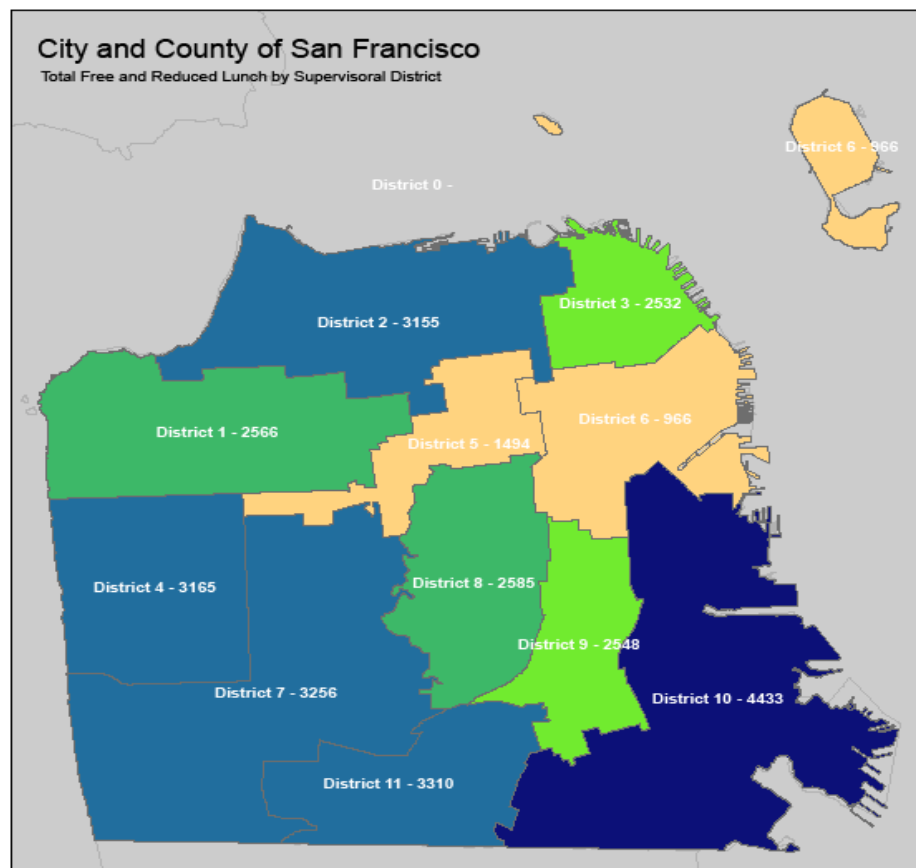
Hungry Children
(District 7)

About Your Residents:

• # of children aged 0-17 living in District 7	11,168
• # children receiving food stamps (0-17 yrs)	268

Programs in Your District:

• # of children enrolled in free or reduced priced meals at SFUSD schools in District 7	3,256
• # of children eating lunch at SFUSD schools in District 7	2,469
• # of children eating breakfast at SFUSD schools in District 7	532
• # of summer lunch sites in 2009	3
• Range of days summer lunch sites were open 2009	19-38
• Average number of days summer lunch sites were open 2009	25
• Average Daily Participation in Summer Lunch 2009	288



What does this mean for your district?

In San Francisco, SFUSD serves over 33,000 breakfast, lunch and snacks daily during the school year. During the summer months, SFUSD serves lunch through summer school, and Department of Children, Youth and their Families (DCYF) serves lunch through community based partners. In 2010, summer school may be limited in San Francisco. DCYF is planning to serve more children through their summer lunch program. In 2009, District 7 had 3 summer lunch site serving 288 children.



San Francisco
Food Security Task Force

Supervisor Elsbernd – District 7

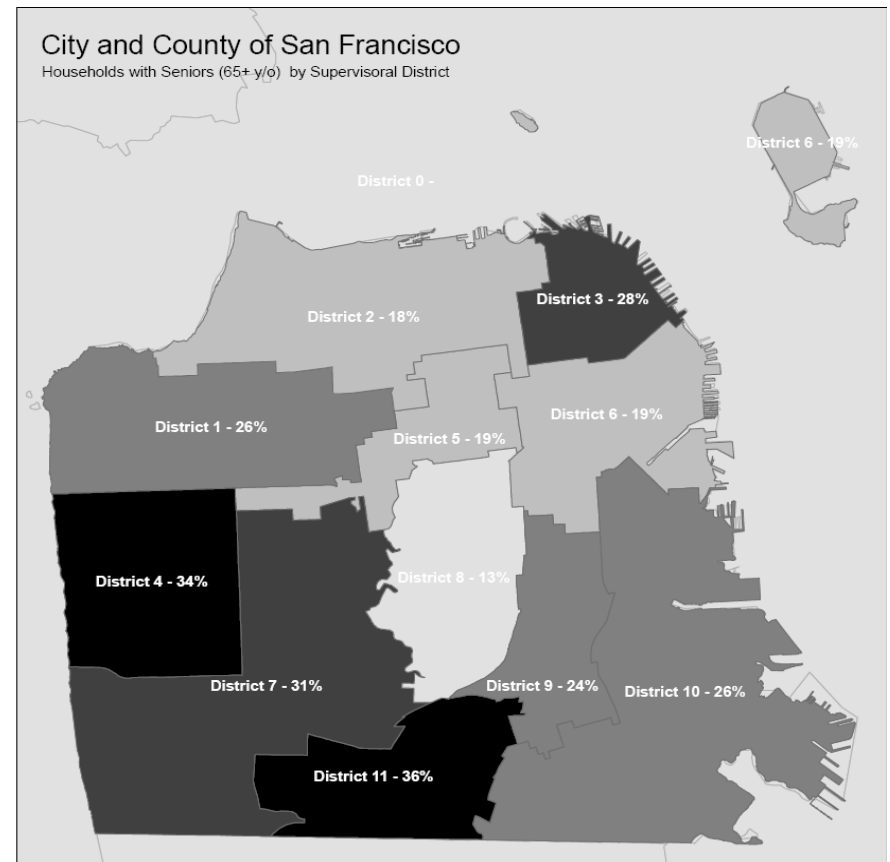
Hungry Seniors
(District 7)

About Your Residents:

• # of seniors (65+)	7,791
• # of seniors (75+)	4,439

Programs in Your District:

• # of centers serving senior meals	2
• Total # of city funded meals for seniors	19,460
• # of people served by home delivered meals	140



What does this mean for your district?

Older adults in California face a shortage of nutrition resources.

Of all Supervisorial districts, District 7 has the 3rd lowest number of seniors 65+ living in the district, and has the second fewest number of city funded congregate meals served within the district.



San Francisco
Food Security Task Force

Supervisor Elsbernd – District 7

For more information about this report or specific programs, contact:

Report – Paula Jones (SFPD – Food Systems and staff to the Food Security Task Force – paula.jones@sfdph.org or 252-3853)

Food Stamps – Leo O’Farrell (Food Stamp Program Director, Department of Human Services – leo.o’farrell@sfgov.org or 558-1157)

School Meals – Ed Wilkins (Director of Student Nutrition Services at SFUSD – wilkinse@sfusd.edu or 415-749-3626)

WIC (Women, Infants & Children) – Maria LeClair (SFPD – Nutrition Services Director – maria.leclair@sfdph.org or 575-5686)

Summer Lunch – Max Rocha (Deputy Director, Department of Children, Youth and their Families – mrocha@dcyf.org or 934-4841)

Senior Nutrition and Home Delivered Meals – Linda Lau (Nutritionist at Department of Aging and Adult Services –

Linda.lau@sfgov.org or 355-6774)

Food Pantries – Meredith Terrell (Associate Director of Programs – SF Food Bank,- mterrell@sffb.org or 282-1907 x.265)

Maps - John Murray (San Francisco Human Service Agency)

Demographic Data Analysis - Megan Weir and Jennifer McLaughlin (San Francisco Department of Public Health – Environmental Health)

Photos – San Francisco Food Bank, San Francisco Food Systems

Data Sources and Notes: (see appendix)