



San Francisco Monthly STD Report

Data for January, 2012
Report prepared February 29, 2012

Table 1. STDs among residents, January, 2012.

	2012		2011	
	month	YTD	month	YTD
Gonorrhea	215	215	166	166
Male rectal gonorrhea	74	74	47	47
Chlamydia	391	391	412	412
Male rectal chlamydia	102	102	88	88
Syphilis (adult total)	60	60	68	68
Primary & secondary	29	29	35	35
Early latent	20	20	23	23
Unknown latent	0	0	0	0
Late latent	11	11	10	10
Neurosyphilis	0	0	0	0
Congenital syphilis	0	0	0	0
PID	9	9	6	6

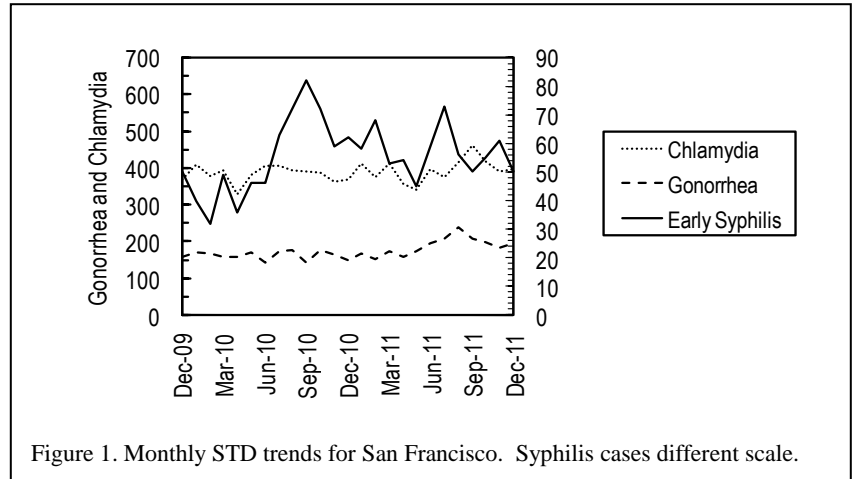


Figure 1. Monthly STD trends for San Francisco. Syphilis cases different scale.

Table 2. Selected STD cases and rates for San Francisco by age and race/ethnicity, 2012 through January only. Rates equal cases per 100,000 residents per year based on 2000 US Census data.

	(All races)		Asian/PI		African American		Hispanic		White	
	cases	rate	cases	rate	cases	rate	cases	rate	cases	rate
<i>All ages</i>										
Chlamydia	391	604.1	49	233.0	62	1,161.2	46	504.1	139	492.2
Gonorrhea	215	332.2	11	52.3	21	393.3	32	350.7	129	456.8
Early syphilis	49	75.7	4	19.0	4	74.9	10	109.6	30	106.2
<i>Under 20 yrs</i>										
Chlamydia	59	1,378.2	5	275.3	22	4,009.5	9	974.8	8	865.3
Gonorrhea	9	210.2	2	110.1	3	546.8	0	0.0	1	108.2
Early syphilis	0	0.0	0	0.0	0	0.0	0	0.0	0	0.0

Table 3. HIV testing among City Clinic patients, January, 2012.

	2012		2011	
	month	YTD	month	YTD
Tests	386	386	435	435
Antibody positive	10	10	9	9
Acute HIV infection	2	2	0	0

Note: All statistics are provisional until the annual report is released for the year. Morbidity is based on date of diagnosis. Totals for past months may change due to delays in reporting from labs and providers.

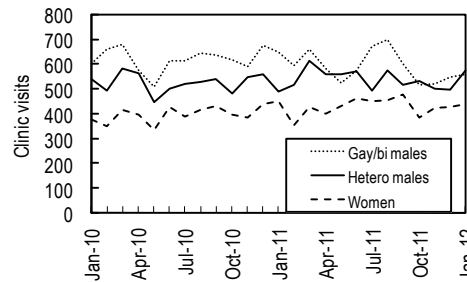


Figure 2. City Clinic visits by gender and orientation.

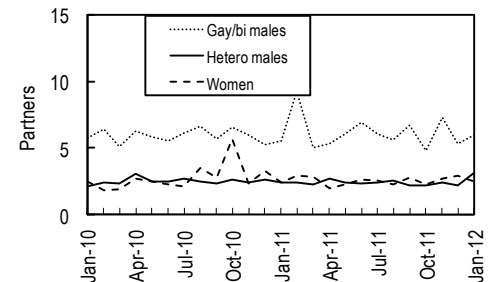


Figure 3. Average number of recent* sex partners for City Clinic visits by gender and sexual orientation. *Recall period is 3 months.

Videos from the STD Annual Update Now Available Online

The STD Prevention and Control Services Section of the San Francisco Department of Public Health held its Annual STD Update for community clinical and public health partners in October 2011. This free full morning event featured state of the art presentations on STDs, with CME and CEU hours available. Talks included The Epidemiology of STDs in San Francisco (Kyle Bernstein, PhD, ScM Chief, Epidemiology Unit, STD Prevention and Control), Updates on STD Diagnosis and Management (Susan Philip, MD, MPH, Director, STD Prevention and Control), Updates on Laboratory Diagnostics (Mark Pandori, PhD, Director, San Francisco Public Health Lab) and Diagnosis and Management of Syphilis (Stephanie Cohen, MD, MPH, Medical Director, San Francisco City Clinic). We were delighted to have as our keynote speaker Dr. Jonathan Ellen (Vice Chair, Department of Pediatrics, Johns Hopkins School of Medicine) who discussed STDs among Adolescent Populations. For the first time, we were able to archive the presentations for those who were unable to attend or would like to view them again. They can be found at <http://www.sfcityclinic.org/providers/#Update>. Please plan to join us for our 2012 Annual Update later this year – more information about the date and speakers will be announced in the upcoming months. For more information about the STD Annual Update, please contact Ameera Snell (Ameera.Snell@sfdph.org, 415 487-5515) or Andrew Reynolds (Andrew.Reynolds@sfdph.org, 415 487-5522).