



San Francisco Monthly STD Report

Data for January, 2017
Report prepared March 14, 2017

Table 1. STDs among residents, January, 2017.

	2017		2016	
	month	YTD	month	YTD
Gonorrhea	451	451	429	429
Male rectal gonorrhea	152	152	112	112
Chlamydia	748	748	666	666
Male rectal chlamydia	213	213	175	175
Syphilis (adult total)	119	119	117	117
Primary & secondary	54	54	47	47
Early latent	49	49	55	55
Unknown latent	0	0	1	1
Late latent	16	16	14	14
Neurosyphilis	0	0	1	1
Congenital syphilis	0	0	0	0
PID	4	4	7	7

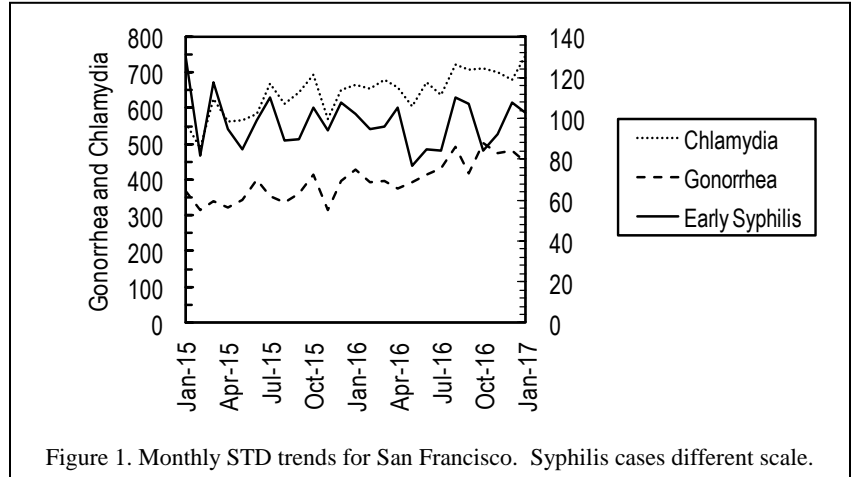


Figure 1. Monthly STD trends for San Francisco. Syphilis cases different scale.

Table 2. Selected STD cases and rates for San Francisco by age and race/ethnicity, 2017 through January only. Rates equal cases per 100,000 residents per year based on 2000 US Census data.

	(All races)		Asian/PI		African American		Hispanic		White	
	cases	rate	cases	rate	cases	rate	cases	rate	cases	rate
All ages										
Chlamydia	748	1,155.6	87	413.7	77	1,442.2	116	1,271.2	256	906.4
Gonorrhea	451	696.8	46	218.7	64	1,198.7	74	810.9	192	679.8
Early syphilis	103	159.1	20	95.1	11	206.0	25	274.0	41	145.2
Under 20 yrs										
Chlamydia	51	1,191.3	7	385.5	19	3,462.8	8	866.5	7	757.2
Gonorrhea	11	257.0	0	0.0	4	729.0	1	108.3	5	540.8
Early syphilis	0	0.0	0	0.0	0	0.0	0	0.0	0	0.0

Table 3. HIV testing among City Clinic patients, January, 2017.

	2017		2016	
	month	YTD	month	YTD
Tests	535	535	561	561
Antibody positive	5	5	8	8
Acute HIV infection	0	0	1	1

Note: All statistics are provisional until the annual report is released for the year. Morbidity is based on date of diagnosis. Totals for past months may change due to delays in reporting from labs and providers.

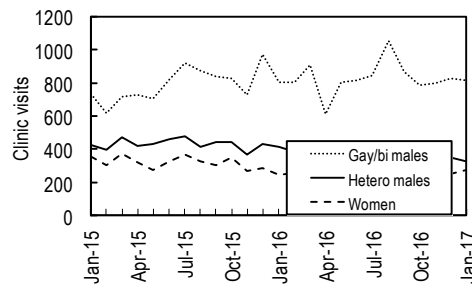


Figure 2. City Clinic visits by gender and orientation.

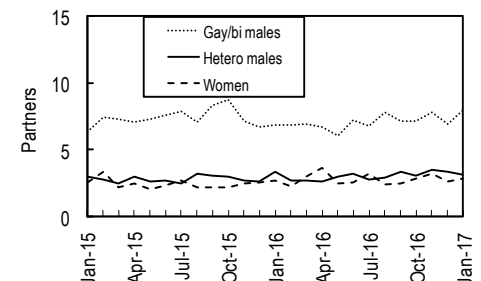


Figure 3. Average number of recent* sex partners for City Clinic visits by gender and sexual orientation. *Recall period is 3 months.

Online Guides and Smartphone Apps to Support Sexual Health Services

This month we are highlighting some sexual health clinical resources available to providers:

1. *The National STD Curriculum* is a new, excellent site featuring **self-study modules** about the epidemiology, pathogenesis, clinical manifestations, diagnosis, management, and prevention of STDs. Prepared by the University of Washington STD Prevention and Training Center and the University of Washington, the website provides **offers free continuing education credit**. <http://www.std.uw.edu/>
2. *Sexual Health and Your Patients: A Provider's Guide* was developed by the National Coalition for Sexual Health, intended to help primary care providers better **integrate sexual health conversations and recommended preventive sexual health services into routine patient visits**. <http://nationalcoalitionforsexualhealth.org/tools/for-healthcare-providers/sexual-health-and-your-patients-a-providers-guide>
3. *The STD Clinical Toolbox* Apple app is free from The National Network of STD Prevention Training Centers (PTC), featuring a complete **listing of all PTC trainings, conferences**, and other activities. It provides an easy overview of the most salient details of the current STD Treatment Guidelines. <http://nnpct.org/wp-content/uploads/Designs iPad Portrait 02 17 16.pdf>

We highlight again that the *2015 CDC STD Treatment Guide app* for both Apple and Android devices are available in online stores and through this link: <http://www.cdc.gov/std/tg2015/default.htm> where the guidelines (online and to print), a Pocket Guide, and Wall Chart are also available. TQN/SSP