



San Francisco Monthly STD Report

Data for January, 2018
Report prepared March 12, 2018

Table 1. STDs among residents, January, 2018.

	2018		2017	
	month	YTD	month	YTD
Gonorrhea	525	525	452	452
Male rectal gonorrhea	146	146	152	152
Chlamydia	856	856	759	759
Male rectal chlamydia	220	220	215	215
Syphilis (adult total)	139	139	124	124
Primary & secondary	48	48	54	54
Early latent	80	80	54	54
Unknown latent	2	2	0	0
Late latent	9	9	16	16
Neurosyphilis	1	1	0	0
Congenital syphilis	0	0	0	0
PID	0	0	4	4

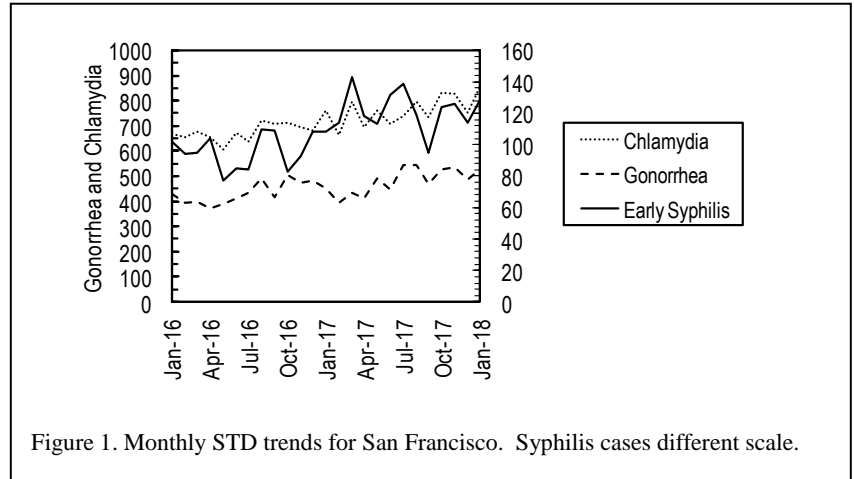


Figure 1. Monthly STD trends for San Francisco. Syphilis cases different scale.

Table 2. Selected STD cases and rates for San Francisco by age and race/ethnicity, 2018 through January only. Rates equal cases per 100,000 residents per year based on 2010 US Census Data.

	(All races)		Asian/PI		African American		Hispanic		White	
	cases	rate	cases	rate	cases	rate	cases	rate	cases	rate
<i>All ages</i>										
Chlamydia	856	1,275.7	111	501.3	88	2,257.3	142	1,399.3	276	981.5
Gonorrhea	525	782.4	53	239.4	58	1,487.8	96	946.0	220	782.3
Early syphilis	128	190.8	16	72.3	17	436.1	23	226.7	59	209.8
<i>Under 20 yrs</i>										
Chlamydia	69	1,489.4	5	271.0	22	5,613.4	23	2,181.5	5	489.3
Gonorrhea	10	215.9	0	0.0	2	510.3	3	284.5	2	195.7
Early syphilis	2	43.2	0	0.0	1	255.2	1	94.9	0	0.0

Table 3. HIV testing among City Clinic patients, January, 2018.

	2018		2017	
	month	YTD	month	YTD
Tests	574	574	535	535
Antibody positive	7	7	5	5
Acute HIV infection	2	2	0	0

Note: All statistics are provisional until the annual report is released for the year. Morbidity is based on date of diagnosis. Totals for past months may change due to delays in reporting from labs and providers.

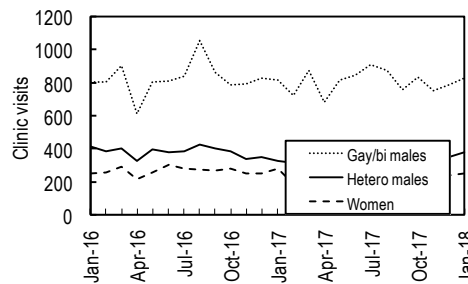


Figure 2. City Clinic visits by gender and orientation.

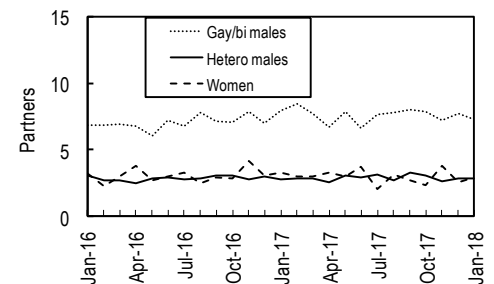


Figure 3. Average number of recent* sex partners for City Clinic visits by gender and sexual orientation. *Recall period is 3 months.

San Francisco STD Clinical Update – Recordings and Slides Available Online

On February 8, 2018, San Francisco City Clinic, in partnership with the California STD/HIV Prevention and Training Center, conducted a free STD Clinical Update on STD-related clinical practices and local epidemiology. Free CME was made available to participants, which included over 90 clinical providers, health educators, and public health workers.

A video recording of the 3.5-hour Update and the presentation slides are available online:

Full Video Recording

https://courses.nnpct.org/resource.php?id=446&ret=my_resources

- Start times for each of the presentations are noted below.

Presentation Slides

- **SF STD Epidemiology**, presented by Susan Philip, MD, MPH; SF STD Controller: https://courses.nnpct.org/resource.php?id=441&ret=my_resources; start at beginning
- **Syphilis Update**, presented by Oliver Bacon, MD, MPH; SF City Clinic Physician: https://courses.nnpct.org/resource.php?id=442&ret=my_resources; start at 26:05
- **Gonorrhea and Chlamydia: Update on Testing and Treatment**, presented by Stephanie Cohen, MD, MPH; SF City Clinic Medical Director https://courses.nnpct.org/resource.php?id=443&ret=my_resources; start at 1:28:33
- **STDs in the era of PrEP and Undetectable = Untransmittable**, presented by Darpun Sachdev, MD; LINCS Medical Director https://courses.nnpct.org/resource.php?id=444&ret=my_resources; start at 2:28:45 --TQN/SSP