



San Francisco Monthly STD Report

Data for January, 2019
Report prepared February 8, 2019

Table 1. STDs among residents, January, 2019. Female syphilis cases include patients assigned as female at birth.

	2019		2018	
	month	YTD	month	YTD
Gonorrhea	527	527	526	526
Male rectal gonorrhea	160	160	147	147
Chlamydia	850	850	866	866
Male rectal chlamydia	211	211	223	223
Syphilis (adult total)	125	125	149	149
Primary & secondary	42	42	51	51
Early latent	68	68	83	83
Unknown latent	5	5	1	1
Late latent	10	10	14	14
Neurosyphilis	2	2	3	3
Congenital syphilis	0	0	0	0
Female syphilis	10	10	15	15

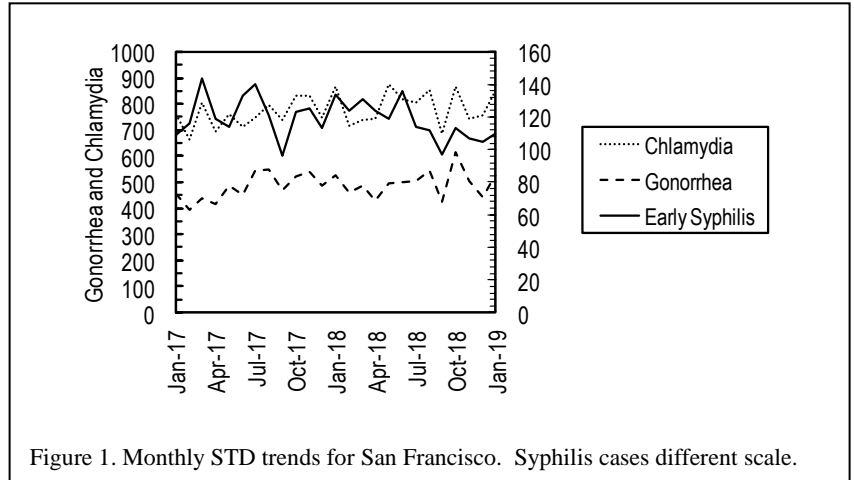


Figure 1. Monthly STD trends for San Francisco. Syphilis cases different scale.

Table 2. Selected STD cases and rates for San Francisco by age and race/ethnicity, 2019 through January only. Rates equal cases per 100,000 residents per year based on 2010 US Census Data.

	(All races)		Asian/PI		African American		Hispanic		White	
	cases	rate	cases	rate	cases	rate	cases	rate	cases	rate
<i>All ages</i>										
Chlamydia	850	1,266.7	105	474.2	84	2,154.7	164	1,616.1	290	1,031.3
Gonorrhea	527	785.4	56	252.9	49	1,256.9	105	1,034.7	212	753.9
Early syphilis	110	163.9	10	45.2	13	333.5	24	236.5	50	177.8
<i>Under 20 yrs</i>										
Chlamydia	78	1,683.6	10	541.9	20	5,103.1	20	1,896.9	6	587.2
Gonorrhea	9	194.3	0	0.0	1	255.2	3	284.5	2	195.7
Early syphilis	0	0.0	0	0.0	0	0.0	0	0.0	0	0.0

Table 3. HIV testing among City Clinic patients, January, 2019.

	2019		2018	
	month	YTD	month	YTD
Tests	542	542	574	574
Antibody positive	3	3	7	7
Acute HIV infection	0	0	2	2

Note: All statistics are provisional until the annual report is released for the year. Morbidity is based on date of diagnosis. Totals for past months may change due to delays in reporting from labs and providers.

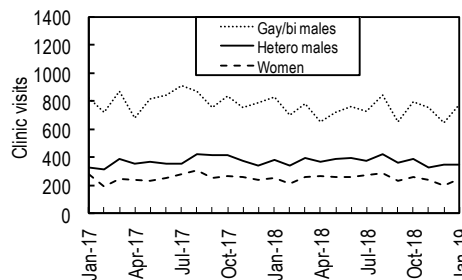


Figure 2. City Clinic visits by gender and orientation.

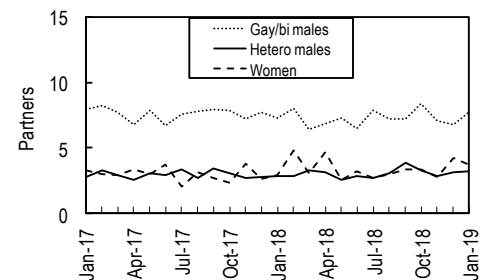


Figure 3. Average number of recent* sex partners for City Clinic visits by gender and sexual orientation. *Recall period is 3 months.

San Francisco City Clinic hours will temporarily change during renovations: February 15 - February 27, 2019

From Friday February 15th - Wednesday February 27th, San Francisco City Clinic (SFCC) will be undergoing an exam room renovation that requires the following temporary changes to services:

- SFCC will be completely closed on Friday 2/15 and from Monday 2/18 through Thursday 2/21. A list of clinics where services will be available is here: http://sfccityclinic.org/moresources/PublicHealthClinics_Table_v3.pdf
- From Friday 2/22 through Wednesday 2/27, SFCC will be open but offering extremely limited services.
 - We will NOT be able to perform physical exams during this timeframe.
 - We will be able to see a limited number of patients each day and will only be able to see patients with urgent health needs, and those we have called and asked to come in.

Please note the following:

- Patients enrolled in SFCC's PrEP program who will run out of medications before Thursday 2/27 should come in BEFORE Friday 2/15. Those who cannot should call: 415-487-5537.
- Patients who have symptoms of an STD; want an STD check-up; need PEP or emergency contraception (Plan B); or have other sexual health concerns, can visit one of these clinics: http://sfccityclinic.org/moresources/PublicHealthClinics_Table_v3.pdf
- During the period of limited services (2/22-2/27), patients can call 415-487-5500 to talk to a staff person about their concerns, who will inform them if they can come to SFCC or go to another clinic.
- Patients who choose to drop-in will experience longer than usual wait times and might have to be referred elsewhere. SFCC will likely have to close before 4 pm due to limited capacity.

Additional updates will be posted to the SFCC website: <http://sfccityclinic.org/>

Thank you in advance to the providers and organizations who additionally support the sexual health needs of our community during this time. --SECTQN

Provider STD Reporting: 415-487-5555, 415-431-4628 (fax)

www.sfccityclinic.org