



San Francisco Monthly STD Report

Data for February, 2016
Report prepared April 12, 2016

Table 1. STDs among residents, February, 2016.

	2016		2015	
	month	YTD	month	YTD
Gonorrhea	388	811	315	684
Male rectal gonorrhea	106	221	87	177
Chlamydia	645	1,307	492	1,053
Male rectal chlamydia	163	339	101	216
Syphilis (adult total)	105	225	101	251
Primary & secondary	50	99	35	84
Early latent	39	95	47	130
Unknown latent	4	8	3	3
Late latent	12	23	16	34
Neurosyphilis	3	4	3	6
Congenital syphilis	0	0	0	0
PID	3	10	8	16

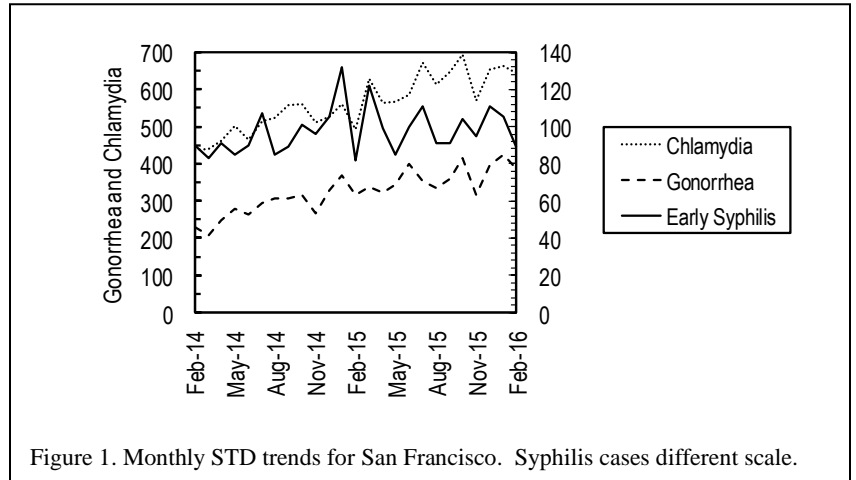


Figure 1. Monthly STD trends for San Francisco. Syphilis cases different scale.

Table 2. Selected STD cases and rates for San Francisco by age and race/ethnicity, 2016 through February only. Rates equal cases per 100,000 residents per year based on 2000 US Census data.

	(All races)		Asian/PI		African American		Hispanic		White	
	cases	rate	cases	rate	cases	rate	cases	rate	cases	rate
All ages										
Chlamydia	1,307	1,009.6	157	373.3	121	1,133.1	186	1,019.1	490	867.5
Gonorrhea	811	626.5	64	152.2	92	861.6	123	674.0	400	708.2
Early syphilis	194	149.9	25	59.4	26	243.5	33	180.8	101	178.8
Under 20 yrs										
Chlamydia	95	1,109.6	9	247.8	28	2,551.5	18	974.8	11	594.9
Gonorrhea	24	280.3	2	55.1	10	911.3	4	216.6	5	270.4
Early syphilis	0	0.0	0	0.0	0	0.0	0	0.0	0	0.0

Table 3. HIV testing among City Clinic patients, February, 2016.

	2016		2015	
	month	YTD	month	YTD
Tests	530	1,091	400	908
Antibody positive	0	8	3	10
Acute HIV infection	0	1	0	0

Note: All statistics are provisional until the annual report is released for the year. Morbidity is based on date of diagnosis. Totals for past months may change due to delays in reporting from labs and providers.

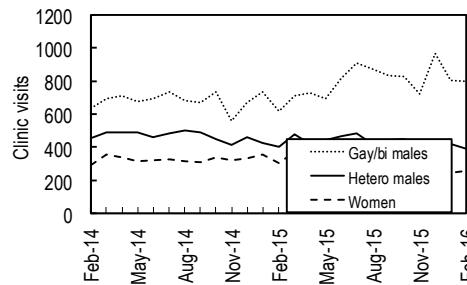


Figure 2. City Clinic visits by gender and orientation.

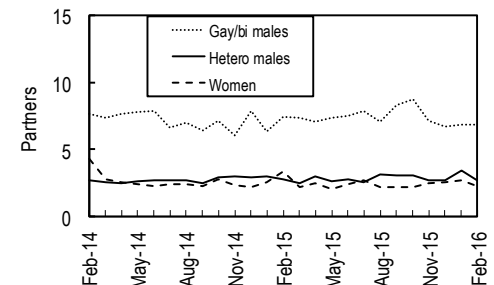


Figure 3. Average number of recent* sex partners for City Clinic visits by gender and sexual orientation. *Recall period is 3 months.

April is STD Awareness Month

The CDC theme for STD Awareness Month, the core messages of which the San Francisco Department of Public Health (SFDPH) have long promoted, is *Talk. Test. Treat.*

Talk. Providers are encouraged to talk regularly with their patients about their sexual health, in part to identify patients who require STD/HIV screening and prevention interventions such as HIV Post-Exposure Prophylaxis (PEP) and Pre-Exposure Prophylaxis (PrEP). A concise guide to taking a sexual history can be found in the CDC Treatment Guidelines: <http://www.cdc.gov/std/tg2015/clinical.htm>

Test. Annual Chlamydia and Gonorrhea screening is recommended for sexually active women <25 years. More frequent screening every 3 months is recommended for men who sex with men and transgender persons. Full SF STD screening guidelines are available here: http://www.sfcityclinic.org/providers/SFDPH_STDScreeningRecs2009v2.pdf

Treat. In addition to the full CDC STD Treatment Guidelines <http://www.cdc.gov/std/tg2015/default.htm>, there is also a helpful free CDC STD app for Android or iOS. SFDPH provides assistance in ensuring that patients receive appropriate, timely treatment; providers who need any assistance in treating their patients for gonorrhea or chlamydia can call 415-487-5530; for assistance with treating syphilis patients, please call 415-487-5531.

In support of STD Awareness Month, SFDPH is collaborating with the SF AIDS Foundation to hold a community forum on sexual health strategies, including condoms and PrEP, tentatively scheduled for April 25th, 6:30-8:30pm. *TQN*

Provider STD Reporting: 415-487-5555, 415-431-4628 (fax)

www.sfcityclinic.org