



San Francisco Monthly STD Report

Data for February, 2018
Report prepared April 9, 2018

Table 1. STDs among residents, February, 2018.

	2018		2017	
	month	YTD	month	YTD
Gonorrhea	454	977	393	845
Male rectal gonorrhea	134	279	122	274
Chlamydia	718	1,576	663	1,422
Male rectal chlamydia	193	413	169	384
Syphilis (adult total)	146	297	128	252
Primary & secondary	45	95	55	109
Early latent	80	165	60	114
Unknown latent	4	6	0	0
Late latent	17	31	13	29
Neurosyphilis	1	3	0	0
Congenital syphilis	0	0	0	0
PID	3	3	4	8

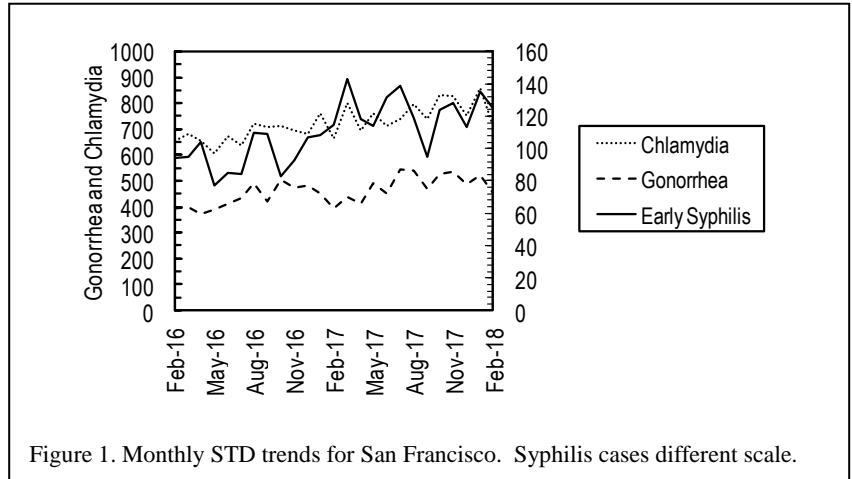


Figure 1. Monthly STD trends for San Francisco. Syphilis cases different scale.

Table 2. Selected STD cases and rates for San Francisco by age and race/ethnicity, 2018 through February only. Rates equal cases per 100,000 residents per year based on 2010 US Census Data.

	(All races)		Asian/PI		African American		Hispanic		White	
	cases	rate	cases	rate	cases	rate	cases	rate	cases	rate
<i>All ages</i>										
Chlamydia	1,576	1,174.3	221	499.1	160	2,052.1	280	1,379.6	499	887.2
Gonorrhea	977	728.0	91	205.5	118	1,513.4	196	965.7	396	704.1
Early syphilis	260	193.7	27	61.0	35	448.9	53	261.1	119	211.6
<i>Under 20 yrs</i>										
Chlamydia	123	1,327.5	11	298.1	32	4,082.5	34	1,612.4	13	636.1
Gonorrhea	21	226.6	1	27.1	6	765.5	5	237.1	3	146.8
Early syphilis	4	43.2	0	0.0	2	255.2	1	47.4	0	0.0

Table 3. HIV testing among City Clinic patients, February, 2018.

	2018		2017	
	month	YTD	month	YTD
Tests	454	1,028	478	1,013
Antibody positive	2	9	5	10
Acute HIV infection	2	4	2	2

Note: All statistics are provisional until the annual report is released for the year. Morbidity is based on date of diagnosis. Totals for past months may change due to delays in reporting from labs and providers.

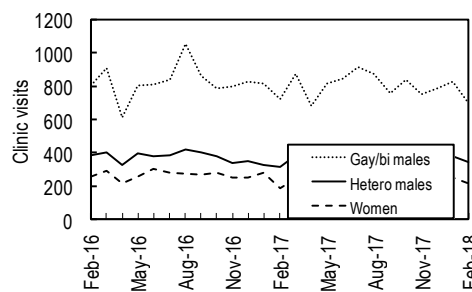


Figure 2. City Clinic visits by gender and orientation.

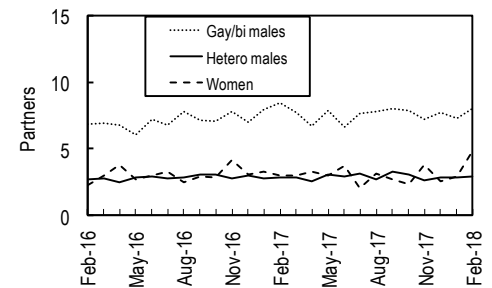


Figure 3. Average number of recent* sex partners for City Clinic visits by gender and sexual orientation.

*Recall period is 3 months.

April is STD Awareness Month – “Treat Me Right”

CDC’s focus for STD Awareness Month in April is the relationship between healthcare providers and their patients. The theme of *Treat Me Right* highlights the opportunity for both providers and patients to ensure that they have the right tools in order for patients to stay sexually healthy.

Recent work of the San Francisco Department of Public Health aligns perfectly with this theme, as we have been working on several efforts to ensure that providers have all the necessary tools, skills, and other resources to provide comprehensive sexual health services to their patients.

- Updated tools for San Francisco providers have been posted online:
 - **STD Protocols:** <http://sfcityclinic.org/providers/STDProtocols2017.pdf>
 - **STD Screening Guidelines:** http://sfcityclinic.org/providers/ScreeningandSurveillance_CitywideSTDscreeningguidance.pdf
- **STD Academic Detailing** is available to any clinician/clinical group that provides or seeks to provide sexual health services, including STD screening. A trained educator provides training and technical assistance to support the promotion of sexual health in clinical settings, with an emphasis on how to implement extra-genital screening and self-testing workflows.
 - Contact Darpun.Sachdev@sfdph.org for more information
- SFDPH has been working with staff from youth clinics, primary care, and HIV care clinics to identify best practices to integrate routine STD screening into current workflows. Resources will be shared as they are finalized.

As always, providers who need any assistance in treating their patients for syphilis, please call 415-487-5531; for assistance with treating gonorrhea or chlamydia call 415-487-5530. From all of us at City Clinic, thank you for all you do to ‘Treat Patients Right’ for sexual health! --TQN/SSP