



San Francisco Monthly STD Report

Data for March, 2013
Report prepared April 29, 2013

Table 1. STDs among residents, March, 2013.

	2013		2012	
	month	YTD	month	YTD
Gonorrhea	168	546	211	629
Male rectal gonorrhea	42	162	59	205
Chlamydia	398	1,266	415	1,233
Male rectal chlamydia	86	292	90	285
Syphilis (adult total)	103	332	100	234
Primary & secondary	43	129	52	112
Early latent	45	153	37	83
Unknown latent	0	0	0	1
Late latent	15	50	11	38
Neurosyphilis	1	2	0	1
Congenital syphilis	0	0	0	0
PID	4	16	11	30

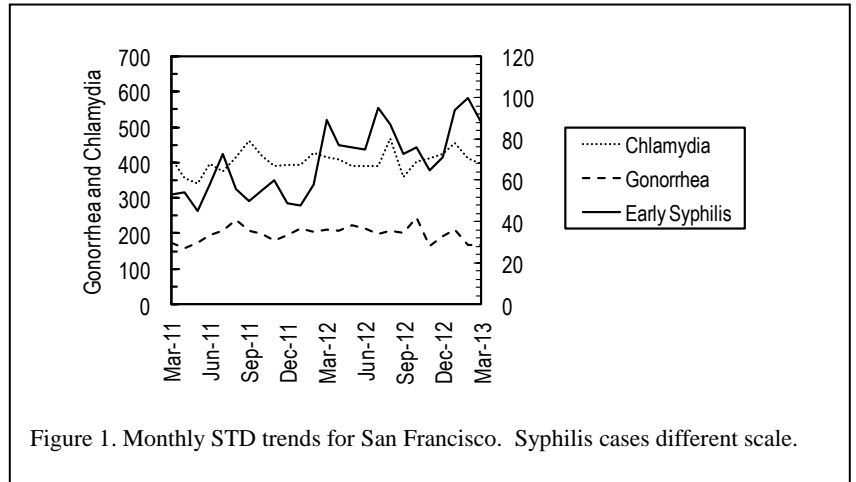


Figure 1. Monthly STD trends for San Francisco. Syphilis cases different scale.

Table 2. Selected STD cases and rates for San Francisco by age and race/ethnicity, 2013 through March only. Rates equal cases per 100,000 residents per year based on 2000 US Census data.

	(All races)		Asian/PI		African American		Hispanic		White	
	cases	rate	cases	rate	cases	rate	cases	rate	cases	rate
<i>All ages</i>										
Chlamydia	1,266	652.0	172	272.6	184	1,148.7	181	661.2	425	501.6
Gonorrhea	546	281.2	43	68.2	55	343.4	96	350.7	280	330.5
Early syphilis	282	145.2	18	28.5	27	168.6	58	211.9	167	197.1
<i>Under 20 yrs</i>										
Chlamydia	123	957.7	15	275.3	48	2,916.0	19	686.0	9	324.5
Gonorrhea	21	163.5	1	18.4	10	607.5	2	72.2	4	144.2
Early syphilis	0	0.0	0	0.0	0	0.0	0	0.0	0	0.0

Table 3. HIV testing among City Clinic patients, March, 2013.

	2013		2012	
	month	YTD	month	YTD
Tests	531	1,549	423	1,219
Antibody positive	4	20	7	22
Acute HIV infection	1	5	1	5

Note: All statistics are provisional until the annual report is released for the year. Morbidity is based on date of diagnosis. Totals for past months may change due to delays in reporting from labs and providers.

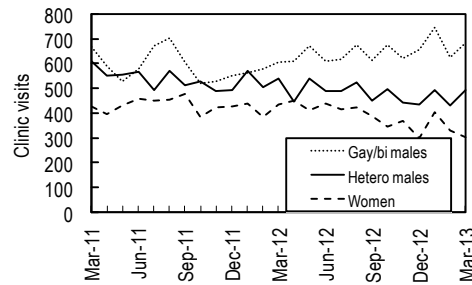


Figure 2. City Clinic visits by gender and orientation.

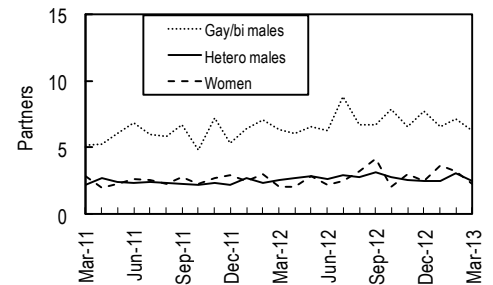


Figure 3. Average number of recent* sex partners for City Clinic visits by gender and sexual orientation. *Recall period is 3 months.

STD Screening of high risk populations during STD Awareness Month

The STD Prevention and Control Section celebrates STD Awareness Month annually in April. This year we concentrated on screening for STDs (syphilis, gonorrhea, and chlamydia) at six single room occupancy (SRO) hotels as well as various other venues in the Castro and South of Market neighborhoods to reach gay and bisexual men. Our big event for the month was the Female Condom 2 (FC2) Bar Blitz, which took place on April 29, 2013. For this event, staff visited four locations: Club 440, Diva's and Powerhouse Bar, to reach gay men and other men who have sex with men; and City Nights nightclub, to reach young, heterosexual young men and women. As part of the promotion, we distributed glow sticks, chewing gum, condoms, and lube and also conducted demonstrations of the FC2's use on health education model displays. If you would like to receive a free supply of FC2s and materials for distribution to your clientele, visit www.FC2SF.org for more details. JM