



San Francisco Monthly STD Report

Data for March, 2016
Report prepared May 11, 2016

Table 1. STDs among residents, March, 2016.

	2016		2015	
	month	YTD	month	YTD
Gonorrhea	398	1,217	339	1,023
Male rectal gonorrhea	129	354	86	263
Chlamydia	679	1,992	628	1,680
Male rectal chlamydia	203	547	134	350
Syphilis (adult total)	114	351	133	382
Primary & secondary	44	142	45	128
Early latent	51	153	74	203
Unknown latent	5	13	3	6
Late latent	14	43	11	45
Neurosyphilis	1	7	1	7
Congenital syphilis	0	0	0	0
PID	7	17	11	27

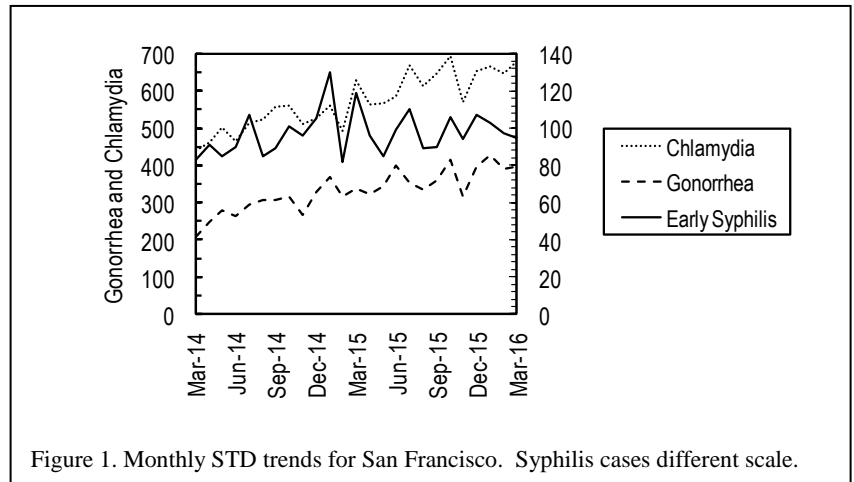


Figure 1. Monthly STD trends for San Francisco. Syphilis cases different scale.

Table 2. Selected STD cases and rates for San Francisco by age and race/ethnicity, 2016 through March only. Rates equal cases per 100,000 residents per year based on 2000 US Census data.

	(All races)		Asian/PI		African American		Hispanic		White	
	cases	rate	cases	rate	cases	rate	cases	rate	cases	rate
All ages										
Chlamydia	1,992	1,025.8	238	377.2	174	1,086.3	297	1,084.9	735	867.5
Gonorrhea	1,217	626.7	101	160.1	130	811.6	187	683.1	597	704.6
Early syphilis	295	151.9	35	55.5	34	212.3	54	197.3	150	177.0
Under 20 yrs										
Chlamydia	140	1,090.1	15	275.3	40	2,430.0	35	1,263.7	15	540.8
Gonorrhea	32	249.2	3	55.1	12	729.0	6	216.6	5	180.3
Early syphilis	0	0.0	0	0.0	0	0.0	0	0.0	0	0.0

Table 3. HIV testing among City Clinic patients, March, 2016.

	2016		2015	
	month	YTD	month	YTD
Tests	597	1,688	505	1,413
Antibody positive	7	15	3	13
Acute HIV infection	0	1	0	0

Note: All statistics are provisional until the annual report is released for the year. Morbidity is based on date of diagnosis. Totals for past months may change due to delays in reporting from labs and providers.

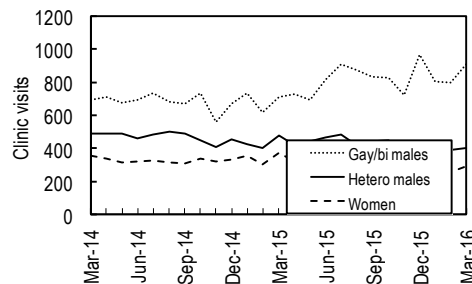


Figure 2. City Clinic visits by gender and orientation.

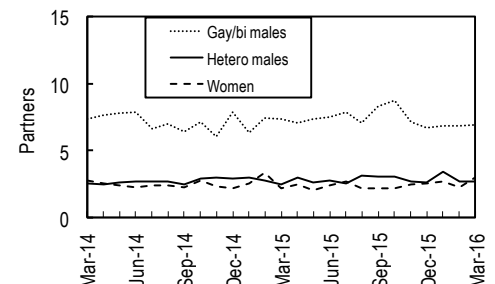


Figure 3. Average number of recent* sex partners for City Clinic visits by gender and sexual orientation. *Recall period is 3 months.

Updated Website and Requisition Form for San Francisco Public Health Laboratory

The Public Health Laboratory (PHL) in the Population Health Division of the San Francisco Department of Public Health provides state-of-the-art testing for communicable diseases of public health significance such as STDs, including HIV. The PHL recently created a webpage on the SFDPH Communicable Diseases Control Program website to provide more information and guidance about specimen collection and submission requirements, including information on specific laboratory tests and links to fillable PDF requisition forms.

PHL conducts infectious disease laboratory testing for approximately 50 publicly-funded submitters in San Francisco and serves as a reference laboratory across California.

Website for San Francisco Public Health Laboratory: <http://sfcdcp.org/phl.html>

Updated PHL General Requisition Form (Fillable PDF): <http://sfcdcp.org/document.html?id=1035>

We hope this online information is helpful to providers who work with the PHL, and aim to include additional features in the coming months. TQN/SSP