



San Francisco Monthly STD Report

Data for April, 2011
Report prepared May 27, 2011

Table 1. STDs among residents, April, 2011.

	2011		2010	
	month	YTD	month	YTD
Gonorrhea	159	648	159	656
Male rectal gonorrhea	51	170	35	180
Chlamydia	355	1,551	327	1,507
Male rectal chlamydia	72	315	71	281
Syphilis (adult total)	60	277	39	181
Primary & secondary	35	135	11	82
Early latent	20	100	25	75
Unknown latent	0	0	0	0
Late latent	5	42	3	24
Neurosyphilis	1	4	0	1
Congenital syphilis	0	0	0	0
PID	10	26	4	26

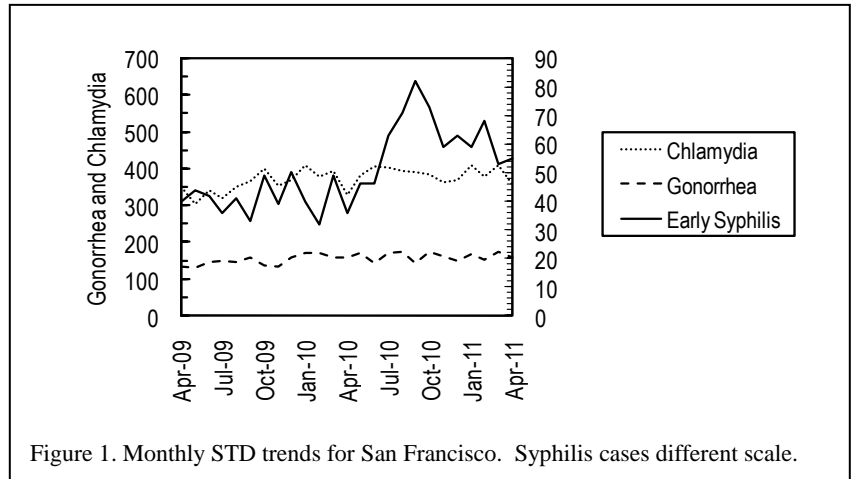


Figure 1. Monthly STD trends for San Francisco. Syphilis cases different scale.

Table 2. Selected STD cases and rates for San Francisco by age and race/ethnicity, 2011 through April only. Rates equal cases per 100,000 residents per year based on 2000 US Census data.

	(All races)		Asian/PI		African American		Hispanic		White	
	cases	rate	cases	rate	cases	rate	cases	rate	cases	rate
<i>All ages</i>										
Chlamydia	1,551	599.1	200	237.7	289	1,353.2	245	671.2	441	390.4
Gonorrhea	648	250.3	45	53.5	123	575.9	117	320.5	269	238.1
Early syphilis	235	90.8	14	16.6	14	65.6	50	137.0	143	126.6
<i>Under 20 yrs</i>										
Chlamydia	198	1,156.3	21	289.1	78	3,553.9	39	1,056.1	18	486.8
Gonorrhea	36	210.2	3	41.3	21	956.8	7	189.6	2	54.1
Early syphilis	0	0.0	0	0.0	0	0.0	0	0.0	0	0.0

Table 3. HIV testing among City Clinic patients, April, 2011.

	2011		2010	
	month	YTD	month	YTD
Tests	422	1,725	346	1,351
Antibody positive	5	22	2	30
Acute HIV infection	2	3	0	1

Note: All statistics are provisional until the annual report is released for the year. Morbidity is based on date of diagnosis. Totals for past months may change due to delays in reporting from labs and providers.

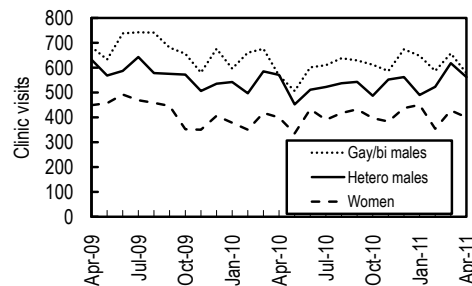


Figure 2. City Clinic visits by gender and orientation.

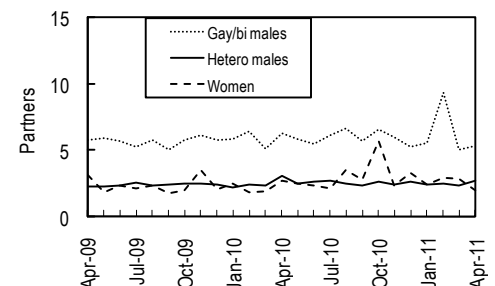


Figure 3. Average number of recent* sex partners for City Clinic visits by gender and sexual orientation.

*Recall period is 3 months.

FC2 : Get Turned On To It

San Francisco residents and healthcare providers are celebrating expanded access to a critical STD/HIV prevention tool: the new female condom (FC2). The FC2 was re-designed utilizing thinner material made from synthetic nitrile (used for surgical gloves) and improved features, subsequently increasing sensation. The FC2 is currently being promoted and distributed free of charge throughout San Francisco by the SFDPH-STD Prevention & Control and HIV Prevention Sections. The "Get Turned On To It" FC2 campaign is designed for young women, MSM and the transgender communities, reflecting local STD/HIV morbidity. To date, almost 7,000 FC2s have been distributed with newly designed instruction sheets for vaginal and anal sex.

San Francisco, Chicago, Houston, New York City, New York State, and Washington D.C. have implemented programs equipping service providers with the necessary skills, language, and materials to effectively promote FC2 within their communities. Since the campaign launched on Valentine's Day, 2011, over 25 San Francisco venues have been trained on the use, benefits and features of the FC2. These venues (community-based organizations, clinics, coffee shops, barbershops, pharmacies and retail stores) are part of the FC2 Distribution Program, which makes them available free of charge to their clientele. A list can be found at www.FC2SF.org. The FC2 can be purchased at Walgreen's stores and Walgreens.com. The cost of three FC2s ranges from \$5.99 to \$7.99, about a third of the original cost. Increased commercial availability complements existing efforts by SFDPH to improve access and use. HH/JM