



# San Francisco Monthly STD Report

Data for April, 2016  
Report prepared June 8, 2016

Table 1. STDs among residents, April, 2016.

	2016		2015	
	month	YTD	month	YTD
Gonorrhea	372	1,589	323	1,346
Male rectal gonorrhea	112	466	72	335
Chlamydia	651	2,645	563	2,243
Male rectal chlamydia	171	719	128	478
Syphilis (adult total)	105	455	112	494
Primary & secondary	47	190	44	172
Early latent	37	192	52	255
Unknown latent	4	11	3	9
Late latent	17	62	13	58
Neurosyphilis	2	9	2	9
Congenital syphilis	0	0	0	0
PID	2	19	12	39

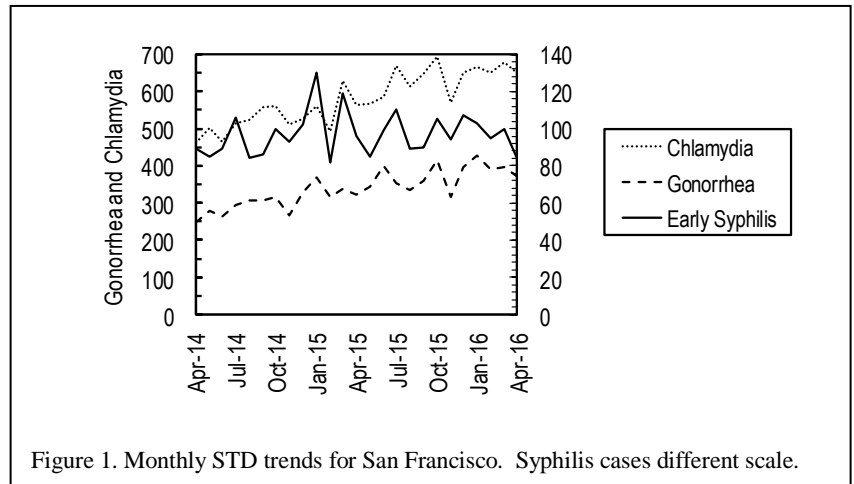


Figure 1. Monthly STD trends for San Francisco. Syphilis cases different scale.

Table 2. Selected STD cases and rates for San Francisco by age and race/ethnicity, 2016 through April only. Rates equal cases per 100,000 residents per year based on 2000 US Census data.

	(All races)		Asian/PI		African American		Hispanic		White	
	cases	rate	cases	rate	cases	rate	cases	rate	cases	rate
All ages										
Chlamydia	2,645	1,021.6	314	373.3	247	1,156.6	375	1,027.4	998	883.4
Gonorrhea	1,589	613.7	131	155.7	172	805.4	244	668.5	772	683.4
Early syphilis	382	147.5	44	52.3	40	187.3	72	197.3	200	177.0
Under 20 yrs										
Chlamydia	179	1,045.3	17	234.0	53	2,414.8	42	1,137.3	21	567.9
Gonorrhea	38	221.9	3	41.3	13	592.3	8	216.6	7	189.3
Early syphilis	0	0.0	0	0.0	0	0.0	0	0.0	0	0.0

Table 3. HIV testing among City Clinic patients, April, 2016.

	2016		2015	
	month	YTD	month	YTD
Tests	440	2,128	452	1,865
Antibody positive	7	22	5	18
Acute HIV infection	0	1	1	1

Note: All statistics are provisional until the annual report is released for the year. Morbidity is based on date of diagnosis. Totals for past months may change due to delays in reporting from labs and providers.

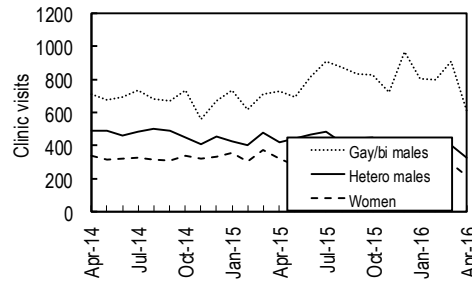


Figure 2. City Clinic visits by gender and orientation.

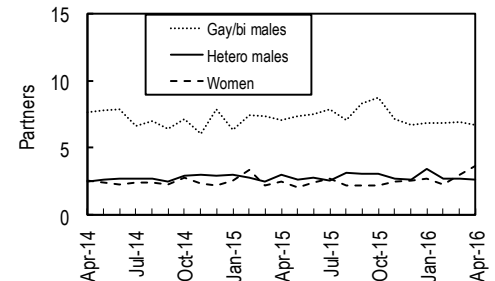


Figure 3. Average number of recent\* sex partners for City Clinic visits by gender and sexual orientation. \*Recall period is 3 months.

## SFDPH Supports San Francisco's LGBT Pride Events

The San Francisco Department of Public Health (SFDPH) will continue its long tradition of participating in the annual San Francisco LGBT Pride Parade on June 26, 2016 with its largest ever contingent, on four floats. Several branches of the Population Health Division will be represented in the parade, including Community Health Equity & Promotion, Disease Prevention and Control, Environmental Health, and Bridge HIV. Representatives from the San Francisco Health Network will include staff and patients from Laguna Honda Hospitals and Rehabilitation Center, Zuckerberg San Francisco General Hospital, and HIV Health Services.

The floats will be decorated with banners highlighting Laguna Honda Hospital's 150 years of service in San Francisco, the opening of the new Zuckerberg San Francisco General, and a number of SFDPH health campaigns, including Project PrIDE, which focuses on supporting PrEP use and engagement in HIV Care among men who have sex with men (MSM) of color and transgender persons in order to reduce HIV disparities in San Francisco. SFDPH will be distributing condom packets with sexual health information throughout the parade route. We hope to see many of you there. Happy Pride! *TT/TQN*