



# San Francisco Monthly STD Report

Data for April, 2017  
Report prepared June 5, 2017

Table 1. STDs among residents, April, 2017.

	2017		2016	
	month	YTD	month	YTD
Gonorrhea	413	1,698	377	1,604
Male rectal gonorrhea	129	523	112	460
Chlamydia	695	2,917	660	2,668
Male rectal chlamydia	161	745	170	712
Syphilis (adult total)	130	541	131	477
Primary & secondary	51	224	52	193
Early latent	61	252	53	205
Unknown latent	3	3	2	9
Late latent	15	62	24	70
Neurosyphilis	2	5	4	12
Congenital syphilis	0	0	0	1
PID	4	17	2	19

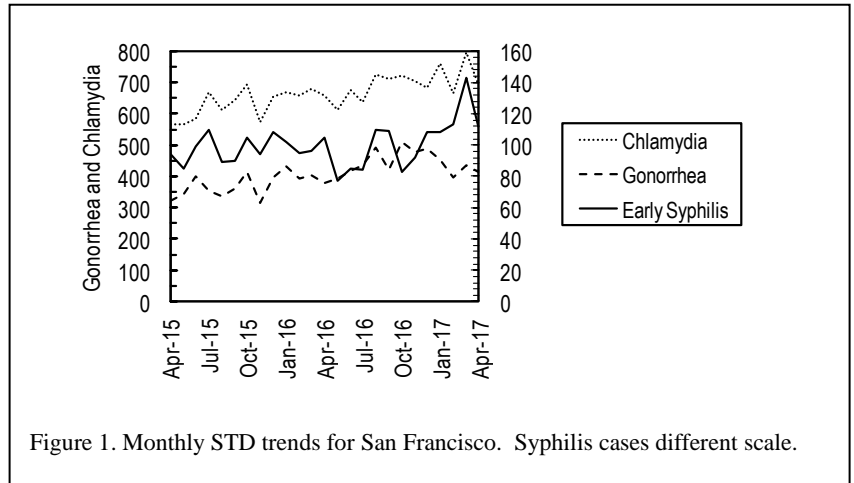


Figure 1. Monthly STD trends for San Francisco. Syphilis cases different scale.

Table 2. Selected STD cases and rates for San Francisco by age and race/ethnicity, 2017 through April only. Rates equal cases per 100,000 residents per year based on 2000 US Census data.

	(All races)		Asian/PI		African American		Hispanic		White	
	cases	rate	cases	rate	cases	rate	cases	rate	cases	rate
<i>All ages</i>										
Chlamydia	2,917	1,126.6	416	494.5	291	1,362.6	448	1,227.4	1,033	914.4
Gonorrhea	1,698	655.8	157	186.6	210	983.3	297	813.7	791	700.2
Early syphilis	476	183.9	54	64.2	39	182.6	105	287.7	228	201.8
<i>Under 20 yrs</i>										
Chlamydia	214	1,249.7	27	371.7	65	2,961.6	43	1,164.4	32	865.3
Gonorrhea	46	268.6	2	27.5	14	637.9	5	135.4	16	432.7
Early syphilis	2	11.7	1	13.8	1	45.6	0	0.0	0	0.0

Table 3. HIV testing among City Clinic patients, April, 2017.

	2017		2016	
	month	YTD	month	YTD
Tests	458	2,046	440	2,128
Antibody positive	5	19	7	22
Acute HIV infection	2	5	0	1

Note: All statistics are provisional until the annual report is released for the year. Morbidity is based on date of diagnosis. Totals for past months may change due to delays in reporting from labs and providers.

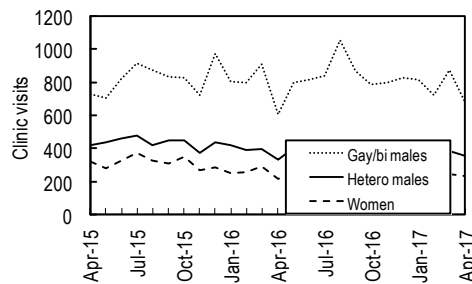


Figure 2. City Clinic visits by gender and orientation.

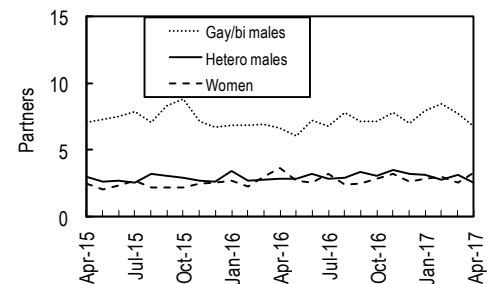


Figure 3. Average number of recent\* sex partners for City Clinic visits by gender and sexual orientation. \*Recall period is 3 months.

## June is Lesbian, Gay, Bisexual and Transgender Pride Month

The theme for this year's San Francisco LGBT Pride is "A Celebration of Diversity." The annual parade will take place on Sunday, June 25, 2017.

The San Francisco Department of Public Health (SFPDH) has participated in the SF LGBT Pride Parade for many years. In 2016, we marched with our largest contingent yet, made up of people from multiple teams throughout both the Population Health Division and SF Health Network of SFPDH.

The 2017 SFPDH parade participant list currently includes staff from the Community Health Equity & Promotion Branch (CHE&P), which is coordinating the SFPDH Pride activities, as well as Environmental Health, Communications, Laguna Honda Hospital, San Francisco/Marin Medical Services, HIV Health Services, Zuckerberg San Francisco General Hospital, and Bridge HIV. We will be distributing condoms; lube; information about sexual health, STD prevention and care, and HIV pre-exposure prophylaxis (PrEP); and additional public health resource information along the parade route.

All SFPDH staff are invited to participate in the Pride parade. Interested persons/teams or anyone with questions should contact Brandon Ivory, CHE&P ([Brandon.Ivory@sfdph.org](mailto:Brandon.Ivory@sfdph.org)).

Other information about the SF LGBT Pride Celebration can be found on their website: <http://www.sfpdph.org/> BI/TQN

Provider STD Reporting: 415-487-5555, 415-431-4628 (fax)

[www.sfcityclinic.org](http://www.sfcityclinic.org)