



San Francisco Monthly STD Report

Data for May, 2017
Report prepared June 30, 2017

Table 1. STDs among residents, May, 2017.

	2017		2016	
	month	YTD	month	YTD
Gonorrhea	493	2,192	394	1,997
Male rectal gonorrhea	141	665	117	577
Chlamydia	769	3,690	611	3,279
Male rectal chlamydia	215	959	162	874
Syphilis (adult total)	123	681	88	565
Primary & secondary	50	274	32	225
Early latent	56	316	45	250
Unknown latent	0	1	1	10
Late latent	17	90	10	80
Neurosyphilis	1	6	2	14
Congenital syphilis	0	0	0	1
PID	3	20	4	23

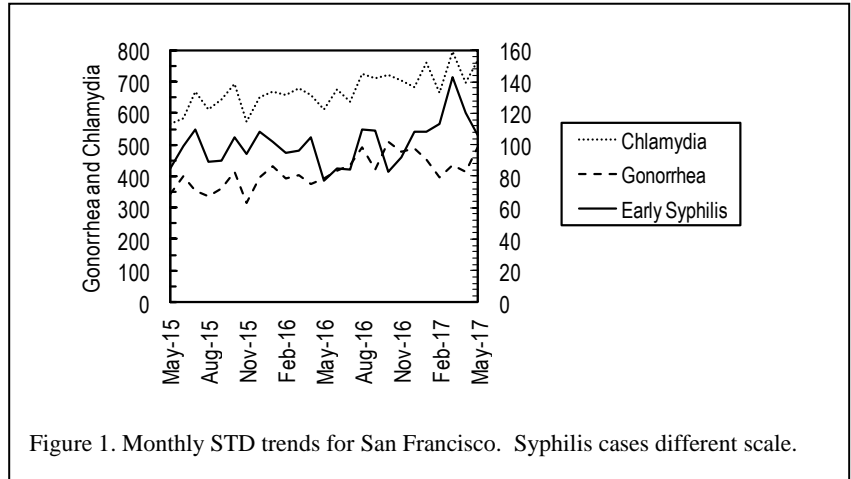


Figure 1. Monthly STD trends for San Francisco. Syphilis cases different scale.

Table 2. Selected STD cases and rates for San Francisco by age and race/ethnicity, 2017 through May only. Rates equal cases per 100,000 residents per year based on 2000 US Census data.

	(All races)		Asian/PI		African American		Hispanic		White	
	cases	rate	cases	rate	cases	rate	cases	rate	cases	rate
<i>All ages</i>										
Chlamydia	3,690	1,140.2	507	482.1	385	1,442.2	594	1,301.9	1,290	913.5
Gonorrhea	2,192	677.3	205	195.0	272	1,018.9	389	852.6	1,005	711.7
Early syphilis	590	182.3	62	59.0	55	206.0	128	280.5	289	204.7
<i>Under 20 yrs</i>										
Chlamydia	277	1,294.1	33	363.4	84	3,061.8	60	1,299.8	38	822.1
Gonorrhea	60	280.3	2	22.0	22	801.9	11	238.3	18	389.4
Early syphilis	3	14.0	1	11.0	2	72.9	0	0.0	0	0.0

Table 3. HIV testing among City Clinic patients, May, 2017.

	2017		2016	
	month	YTD	month	YTD
Tests	540	2,586	531	2,658
Antibody positive	1	20	5	27
Acute HIV infection	1	6	2	3

Note: All statistics are provisional until the annual report is released for the year. Morbidity is based on date of diagnosis. Totals for past months may change due to delays in reporting from labs and providers.

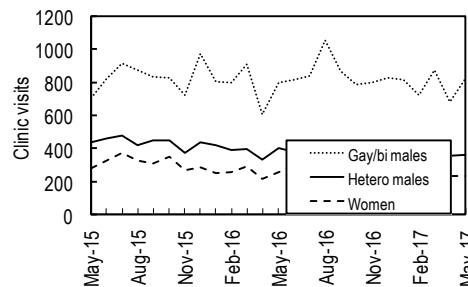


Figure 2. City Clinic visits by gender and orientation.

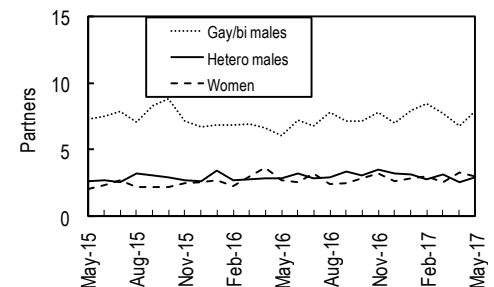


Figure 3. Average number of recent* sex partners for City Clinic visits by gender and sexual orientation. *Recall period is 3 months.

Release of 2015 STD Annual Summary and Updated Confidential Morbidity Report Form

The 2015 San Francisco STD Annual Summary is now available online: <https://www.sfdph.org/dph/files/reports/StudiesData/STD/SFSTDAnnlSum2015.pdf>. This report provides detailed information about the epidemiology of STDs in San Francisco, highlighting differences in disease trends by demographics such as age, race/ethnicity, and sexual orientation. The ability to understand the sexual health trends and needs in San Francisco relies on information submitted by diagnosing providers on the Confidential Morbidity Report (CMR) form, which is required under California law.

Complete case reporting by providers is integral to our ability to identify key populations at high risk of STD infection. These surveillance data are analyzed to inform prevention and testing programs and policies. For the first time, the STD Annual Summary includes a section on transgender health, based on patient visits to SF City Clinic because it was the only consistent source of information on gender identities other than male and female. To improve our understanding of the epidemiology of STDs and other communicable diseases in San Francisco, the CMR has been revised to collect additional categories of gender identity: trans male, trans female, and genderqueer/gender non-binary.

The updated CMR can be found on the SF City Clinic website: http://sfcityclinic.org/providers/ReportableDiseasesListCMR_eff5.24.16_%20rev%2005.22.17_final.pdf

Keeping in mind that ensuring a comprehensive sexual health exam requires knowing a patient's assigned sex at birth and current gender identity, we have updated the CMR to reflect appropriate patient care for all and the importance of being able to know and better describe trends and health needs of everyone regardless of their gender identity. As an early adopter of CDC's recommendation to collect this information, SF DPH has for over 10 years distinguished STD trends among men who have sex with men (MSM) and men who have sex with women. We want and should be better informed about the sexual health needs of all persons, no matter their gender, race/ethnicity, age, or sexual orientation.

We appreciate your time and partnership as we address increasing STDs in our city.

For additional information including contact details, please visit the San Francisco City Clinic website: <http://sfcityclinic.org/> TQN/SSP

Provider STD Reporting: 415-487-5555, 415-431-4628 (fax)

www.sfcityclinic.org