



San Francisco Monthly STD Report

Data for June, 2018
Report prepared August 9, 2018

Table 1. STDs among residents, June, 2018. Female syphilis cases include patients assigned as female at birth.

	2018		2017	
	month	YTD	month	YTD
Gonorrhea	499	2,892	452	2,648
Male rectal gonorrhea	19	125	19	140
Chlamydia	814	4,757	714	4,407
Male rectal chlamydia	256	1,341	196	1,156
Syphilis (adult total)	153	902	152	850
Primary & secondary	46	266	40	317
Early latent	81	498	93	419
Unknown latent	2	15	0	1
Late latent	24	123	19	113
Neurosyphilis	1	8	1	7
Congenital syphilis	0	0	0	0
Female syphilis	12	60	5	33

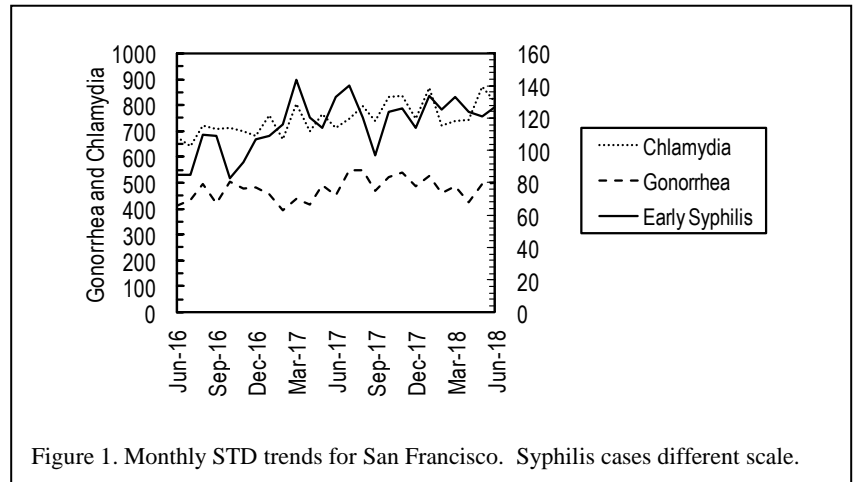


Figure 1. Monthly STD trends for San Francisco. Syphilis cases different scale.

Table 2. Selected STD cases and rates for San Francisco by age and race/ethnicity, 2018 through June only. Rates equal cases per 100,000 residents per year based on 2010 US Census Data.

	(All races)		Asian/PI		African American		Hispanic		White	
	cases	rate	cases	rate	cases	rate	cases	rate	cases	rate
<i>All ages</i>										
Chlamydia	4,757	1,181.5	616	463.7	493	2,107.7	821	1,348.4	1,483	878.9
Gonorrhea	2,892	718.3	245	184.4	356	1,522.0	569	934.5	1,126	667.4
Early syphilis	764	189.8	86	64.7	91	389.1	170	279.2	355	210.4
<i>Under 20 yrs</i>										
Chlamydia	368	1,323.9	42	379.3	101	4,295.1	103	1,628.2	31	505.6
Gonorrhea	77	277.0	5	45.2	31	1,318.3	14	221.3	9	146.8
Early syphilis	5	18.0	0	0.0	3	127.6	1	15.8	0	0.0

Table 3. HIV testing among City Clinic patients, June, 2018.

	2018		2017	
	month	YTD	month	YTD
Tests	546	3,128	551	3,138
Antibody positive	4	23	5	25
Acute HIV infection	1	6	0	6

Note: All statistics are provisional until the annual report is released for the year. Morbidity is based on date of diagnosis. Totals for past months may change due to delays in reporting from labs and providers.

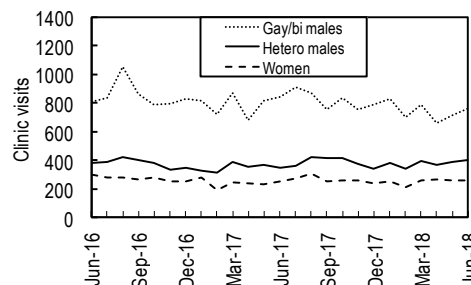


Figure 2. City Clinic visits by gender and orientation.

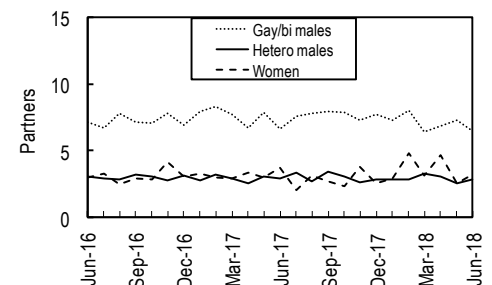


Figure 3. Average number of recent* sex partners for City Clinic visits by gender and sexual orientation.

*Recall period is 3 months.

2018 National STD Prevention Conference in Washington, DC – August 27-30, 2018

The theme this year for the biennial STD conference hosted by CDC and other partner public health agencies is “Intersecting Epidemics, Integrated Solutions”. The conference seeks to explore the intersection of STDs with each other as well as with HIV, reproductive health, maternal-child health, and substance use. Locally and nationally, the epidemiology of STDs reflect the need to better understand the interplay of these health issues and needs in order to maximize opportunities to address sexual health needs.

The STD and related sexual health work of the San Francisco Department of Public Health (SFDPH) Population Health Division will be represented at the conference through 5 oral presentations and 2 poster presentations. SFDPH speakers will be sharing findings from analyses of:

- Use and non-use of pre-exposure prophylaxis (PrEP) for HIV at SF City Clinic;
- Trends in syphilis case counts throughout the history of reported syphilis in SF;
- STD screening practices and missed opportunities with sexually active people living with HIV who are re-engaging in care;
- STD screening and PrEP-prescribing practices in SF healthcare settings; and
- Perspectives on syphilis partner services from patients and disease intervention specialists.

Conference information is available here: <https://www.cdc.gov/stdconference/default.htm>

We will provide links to our presenters’ presentations and posters after the conference on the SF City Clinic website, www.sfcityclinic.org.

--TQN/SSP

Provider STD Reporting: 415-487-5555, 415-431-4628 (fax)

www.sfcityclinic.org