



# San Francisco Monthly STD Report

Data for July, 2019  
Report prepared August 28, 2019

Table 1. STDs among residents, July, 2019. Female syphilis cases include patients assigned as female at birth.

	2019		2018	
	month	YTD	month	YTD
Gonorrhea	466	2,995	503	3,397
Male rectal gonorrhea	124	808	140	989
Chlamydia	820	5,591	803	5,570
Male rectal chlamydia	211	1,407	199	1,537
Syphilis (adult total)	160	1096	134	1040
Primary & secondary	58	323	54	323
Early latent	73	557	60	559
Unknown latent	9	55	7	21
Late latent	20	161	13	137
Neurosyphilis	0	13	4	15
Congenital syphilis	0	2	0	0
Female syphilis	15	90	6	65

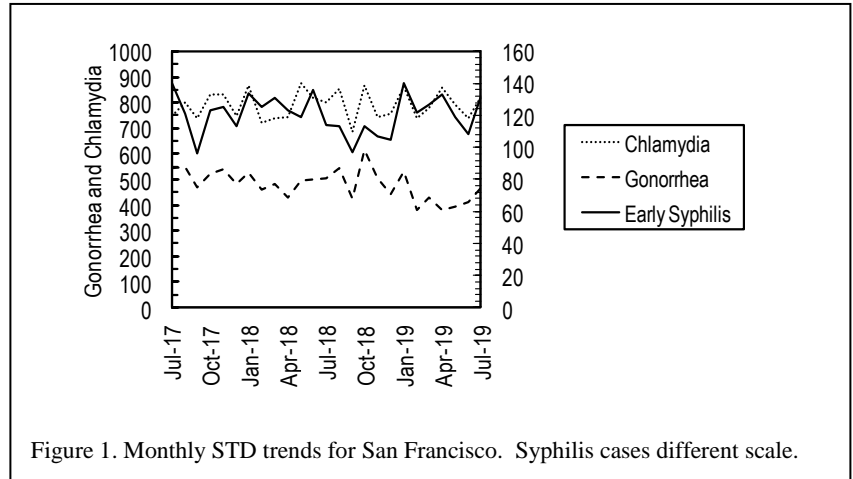


Figure 1. Monthly STD trends for San Francisco. Syphilis cases different scale.

Table 2. Selected STD cases and rates for San Francisco by age and race/ethnicity, 2019 through July only. Rates equal cases per 100,000 residents per year based on 2010 US Census Data.

	(All races)		Asian/PI		African American		Hispanic		White	
	cases	rate	cases	rate	cases	rate	cases	rate	cases	rate
<i>All ages</i>										
Chlamydia	5,591	1,190.3	733	472.9	558	2,044.8	1,028	1,447.2	1,780	904.3
Gonorrhea	2,995	637.6	318	205.2	334	1,223.9	604	850.3	1,188	603.5
Early syphilis	880	187.4	86	55.5	105	384.8	202	284.4	382	194.1
<i>Under 20 yrs</i>										
Chlamydia	431	1,329.0	49	379.3	116	4,228.3	114	1,544.7	50	699.0
Gonorrhea	65	200.4	6	46.5	21	765.5	19	257.4	6	83.9
Early syphilis	7	21.6	2	15.5	1	36.5	2	27.1	1	14.0

Table 3. HIV testing among City Clinic patients, July, 2019.

	2019		2018	
	month	YTD	month	YTD
Tests	585	3,460	529	3,657
Antibody positive	2	20	2	25
Acute HIV infection	0	3	1	7

Note: All statistics are provisional until the annual report is released for the year. Morbidity is based on date of diagnosis. Totals for past months may change due to delays in reporting from labs and providers.

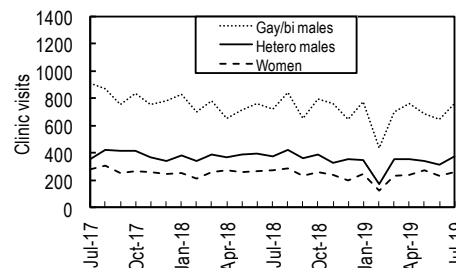


Figure 2. City Clinic visits by gender and orientation.

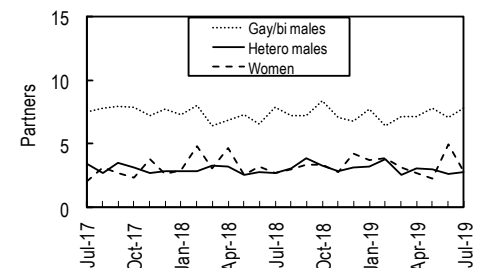


Figure 3. Average number of recent\* sex partners for City Clinic visits by gender and sexual orientation. \*Recall period is 3 months.

### \*\*\* New San Francisco City Clinic Website \*\*\*

The newly revamped San Francisco City Clinic website – [sfcityclinic.org](http://sfcityclinic.org) – is now live, having undergone a major redesign to provide many more sexual health resources to providers and all interested persons on a site that is easier to navigate and rich in information.

The new website features a new system for patient text message reminders (including reminders for STD/HIV testing, medication, or an upcoming appointment), a secure portal for patient test results, and a wealth of information and resources about STD and HIV testing, treatment, and prevention for both patients and health care providers. The site is equally accessible on mobile, tablets, and desktop.

We are proud to highlight the diverse community of San Francisco by featuring local Bay Area community members in photos throughout the site. We hope you will find our refreshed site helpful, easy to navigate, and informative for you and the clients you serve. Please check us out at [sfcityclinic.org](http://sfcityclinic.org)!

EB/SEC/TQN