



San Francisco Monthly STD Report

Data for July, 2021
Report prepared September 21, 2021

Table 1. STDs among residents, July, 2021. Female syphilis cases include patients assigned as female at birth.

	2021		2020	
	month	YTD	month	YTD
Gonorrhea	524	2,636	313	2,383
Male rectal gonorrhea	188	864	84	681
Chlamydia	550	3,343	452	3,522
Male rectal chlamydia	176	984	113	980
Syphilis (adult total)	159	1136	121	953
Primary & secondary	38	240	33	318
Early latent	65	462	58	432
Unknown latent	22	177	14	92
Late latent	34	257	16	111
Neurosyphilis	1	15	0	10
Congenital syphilis	0	1	0	1
Female syphilis	17	109	15	96

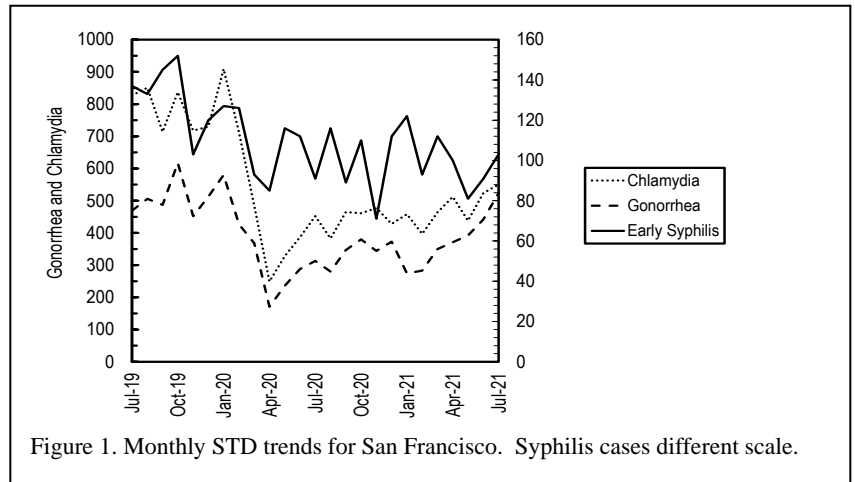


Figure 1. Monthly STD trends for San Francisco. Syphilis cases different scale.

Table 2. Selected STD cases and rates for San Francisco by age and race/ethnicity, 2021 through July only. Rates equal cases per 100,000 residents per year based on 2010 US Census Data.

	(All races)		Asian/PI		African American		Hispanic		White	
	cases	rate	cases	rate	cases	rate	cases	rate	cases	rate
<i>All ages</i>										
Chlamydia	3,343	711.7	385	248.4	419	1,535.4	582	819.3	854	433.8
Gonorrhea	2,636	561.2	243	156.8	410	1,502.4	513	722.2	940	477.5
Early syphilis	702	149.5	92	59.4	77	282.2	176	247.8	276	140.2
<i>Under 20 yrs</i>										
Chlamydia	251	774.0	21	162.6	66	2,405.8	47	636.8	18	251.7
Gonorrhea	71	218.9	6	46.5	24	874.8	11	149.0	9	125.8
Early syphilis	3	9.3	0	0.0	0	0.0	2	27.1	0	0.0

Table 3. HIV testing among City Clinic patients, July, 2021.

	2021		2020	
	month	YTD	month	YTD
Tests	324	1,744	188	1,636
Antibody positive	4	20	5	27
Acute HIV infection	1	3	0	0

Note: All statistics are provisional until the annual report is released for the year. Morbidity is based on date of diagnosis. Totals for past months may change due to delays in reporting from labs and providers.

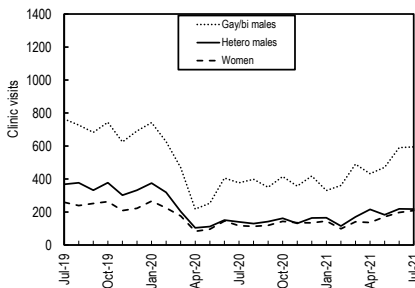


Figure 2. City Clinic visits by gender and orientation.

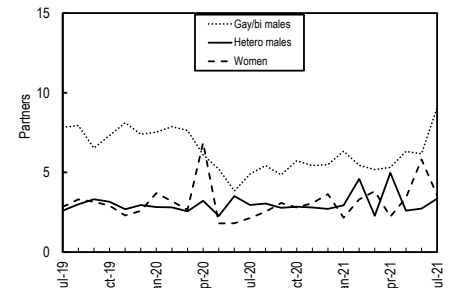


Figure 3. Average number of recent* sex partners for City Clinic visits by gender and sexual orientation. *Recall period is 3 months.

Stay up to date on important STD and HIV guidelines and recommendations

Save the date for the annual San Francisco STI Update on November 4th, 2021!

This web-based, half-day morning event will include presentations from STI experts in San Francisco and cover topics such as STI epidemiology, addressing rising syphilis rates, and highlights from the new [2021 CDC STI Treatment Guidelines](#). Learn from the experts as our clinician panel addresses challenging cases on the fly. Lookout for more details and registration information coming soon. While all providers and program staff are welcome to register, we will be focusing on San Francisco based data and recommendations.

Have you visited the [San Francisco City Clinic website](#) recently?

You will find a plethora of resources for both [patients](#) and [providers](#). Direct patients to the website for information about our [services](#), [STD basics fact sheets](#), and [text reminder](#) feature - a free tool to receive an SMS reminder when it's time to get tested or take medication. Providers can find updated screening and treatment [guidelines](#), [handouts for patients](#), and helpful materials to guide your practice like our [congenital syphilis toolkit](#). The SF City Clinic website also features a new provider [blog](#) section with helpful monthly posts to inform your practice.

SF City Clinic also offers [education and technical assistance](#) tailored to your unique clinical needs. Contact alyson.decker@sfdph.org to learn more or schedule a talk with your staff.