



San Francisco Monthly STD Report

Data for August, 2019
Report prepared October 8, 2019

Table 1. STDs among residents, August, 2019. Female syphilis cases include patients assigned as female at birth.

	2019		2018	
	month	YTD	month	YTD
Gonorrhea	503	3,500	543	3,940
Male rectal gonorrhea	151	960	155	1,145
Chlamydia	844	6,441	854	6,424
Male rectal chlamydia	213	1,619	237	1,774
Syphilis (adult total)	161	1,249	131	1,166
Primary & secondary	49	369	47	370
Early latent	84	647	66	623
Unknown latent	13	68	1	23
Late latent	15	165	17	150
Neurosyphilis	0	13	0	15
Congenital syphilis	1	3	0	0
Female syphilis	17	106	8	74

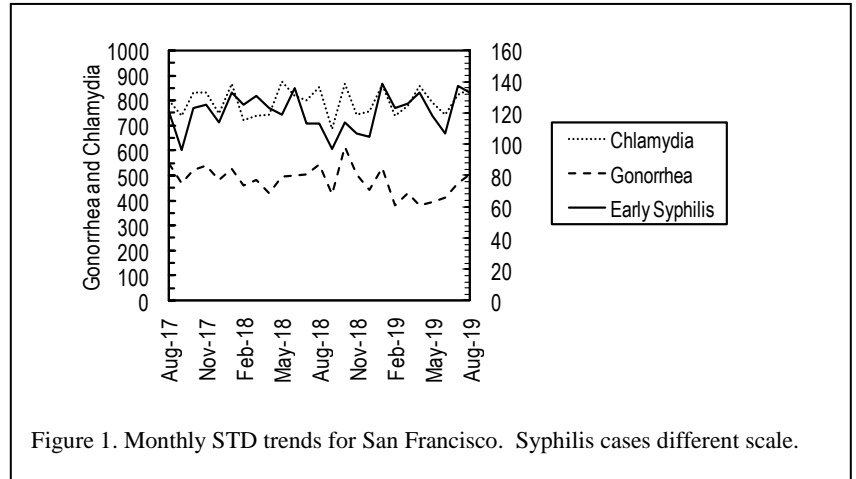


Figure 1. Monthly STD trends for San Francisco. Syphilis cases different scale.

Table 2. Selected STD cases and rates for San Francisco by age and race/ethnicity, 2019 through August only. Rates equal cases per 100,000 residents per year based on 2010 US Census Data.

	(All races)		Asian/PI		African American		Hispanic		White	
	cases	rate	cases	rate	cases	rate	cases	rate	cases	rate
<i>All ages</i>										
Chlamydia	6,441	1,199.8	842	475.4	653	2,093.8	1,204	1,483.1	2,030	902.4
Gonorrhea	3,500	652.0	373	210.6	393	1,260.1	726	894.3	1,387	616.5
Early syphilis	1,016	189.3	102	57.6	114	365.5	243	299.3	443	196.9
<i>Under 20 yrs</i>										
Chlamydia	497	1,341.0	58	392.9	137	4,369.6	131	1,553.1	55	672.8
Gonorrhea	83	224.0	8	54.2	27	861.2	25	296.4	8	97.9
Early syphilis	8	21.6	3	20.3	1	31.9	2	23.7	1	12.2

Table 3. HIV testing among City Clinic patients, August, 2019.

	2019		2018	
	month	YTD	month	YTD
Tests	521	3,981	563	4,220
Antibody positive	2	22	2	27
Acute HIV infection	0	3	1	8

Note: All statistics are provisional until the annual report is released for the year. Morbidity is based on date of diagnosis. Totals for past months may change due to delays in reporting from labs and providers.

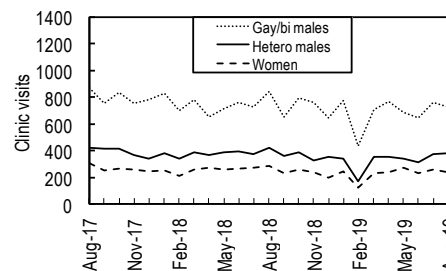


Figure 2. City Clinic visits by gender and orientation.

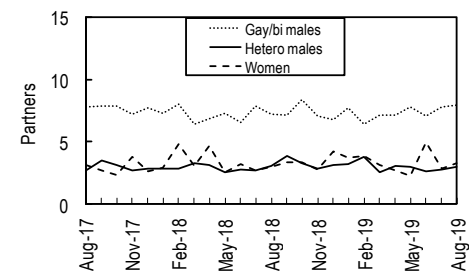


Figure 3. Average number of recent* sex partners for City Clinic visits by gender and sexual orientation. *Recall period is 3 months.

Syphilis continues to increase among women, men, and newborns – please screen and ensure treatment of your patients and their partners.

As syphilis rates continue to rise in San Francisco, at a higher rate for women than seen previously, we encourage all providers to screen their patients according to citywide STD screening guidelines.

http://sfcityclinic.org/providers/ScreeningandSurveillance_CitywideSTDscreeningguidance_0619.pdf

The San Francisco Department of Public Health (SFPDH) **LINCS** team (comprised of disease intervention specialists) ensures patients with syphilis are treated and confidentially provides prevention treatment and tests to their sex partners.

- ❖ **LINCS** partner services are voluntary and offered by skilled and client-centered SFPDH staff.
- ❖ Please encourage patients to work with us at SFPDH to prevent syphilis and help them stay healthy.
- ❖ To contact **LINCS**, call 415-487-5531 and fax to 415-431-4628 a confidential morbidity report (<https://www.sfcityclinic.org/providers/reporting>).
- ❖ For clinical STD related questions during business hours, call 415-487-5595
- ❖ For urgent after hours consultation, please call (415) 554-2830 and follow the instructions to reach the on-call physician
- ❖ Visit our website for more information: <https://www.sfcityclinic.org/providers>

DS/SC

Provider STD Reporting: 415-487-5555, 415-431-4628 (fax)

www.sfcityclinic.org