



# San Francisco Monthly STD Report

Data for August, 2021  
Report prepared October 14, 2021

Table 1. STDs among residents, August, 2021. Female syphilis cases include patients assigned as female at birth.

	2021		2020	
	month	YTD	month	YTD
Gonorrhea	517	3,153	280	2,663
Male rectal gonorrhea	168	1,031	82	763
Chlamydia	559	3,902	383	3,905
Male rectal chlamydia	147	1,130	99	1,079
Syphilis (adult total)	178	1,314	149	1,102
Primary & secondary	47	287	48	366
Early latent	68	530	68	500
Unknown latent	17	194	15	107
Late latent	46	303	18	129
Neurosyphilis	1	16	1	11
Congenital syphilis	0	1	3	4
Female syphilis	18	127	18	114

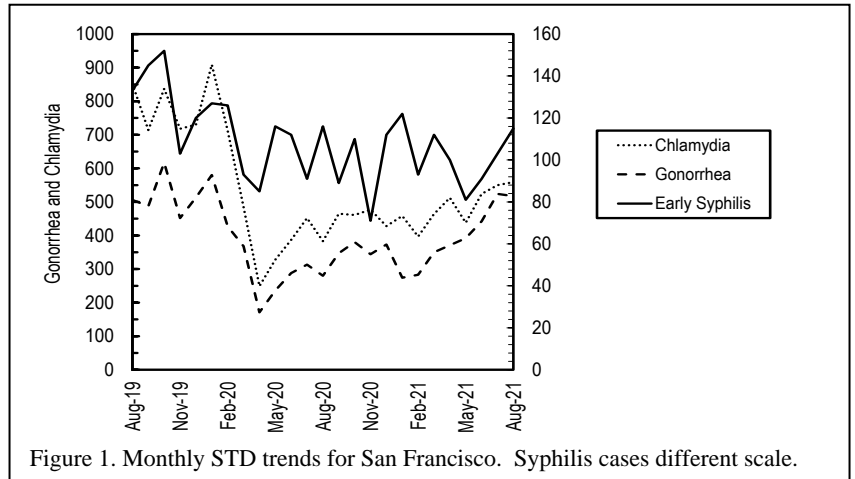


Figure 1. Monthly STD trends for San Francisco. Syphilis cases different scale.

Table 2. Selected STD cases and rates for San Francisco by age and race/ethnicity, 2021 through August only. Rates equal cases per 100,000 residents per year based on 2010 US Census Data.

	(All races)		Asian/PI		African American		Hispanic		White	
	cases	rate	cases	rate	cases	rate	cases	rate	cases	rate
<i>All ages</i>										
Chlamydia	3,902	726.9	440	248.4	473	1,516.6	674	830.2	1,006	447.2
Gonorrhea	3,153	587.3	291	164.3	454	1,455.7	588	724.3	1,143	508.1
Early syphilis	817	152.2	105	59.3	96	307.8	204	251.3	314	139.6
<i>Under 20 yrs</i>										
Chlamydia	287	774.4	24	162.6	71	2,264.5	49	580.9	25	305.8
Gonorrhea	76	205.1	7	47.4	25	797.4	11	130.4	9	110.1
Early syphilis	4	10.8	0	0.0	0	0.0	3	35.6	0	0.0

Table 3. HIV testing among City Clinic patients, August, 2021.

	2021		2020	
	month	YTD	month	YTD
Tests	341	2,084	202	1,838
Antibody positive	4	24	3	29
Acute HIV infection	0	3	0	0

Note: All statistics are provisional until the annual report is released for the year. Morbidity is based on date of diagnosis. Totals for past months may change due to delays in reporting from labs and providers.

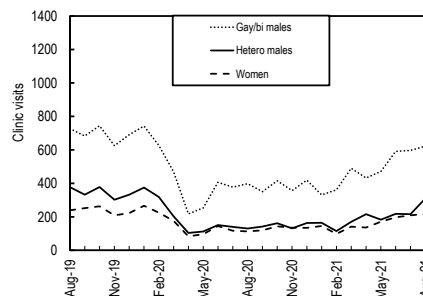


Figure 2. City Clinic visits by gender and orientation.

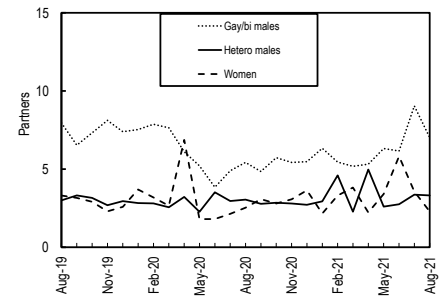


Figure 3. Average number of recent\* sex partners for City Clinic visits by gender and sexual orientation. \*Recall period is 3 months.

## Stay up to date on important STI and HIV guidelines and recommendations

**Register** for the annual San Francisco STI Update on November 4<sup>th</sup>, 2021 from 9 am – 1 pm!

This virtual, half-day morning event will include presentations from STI experts in San Francisco and cover topics such as STI epidemiology, important recommendations to prevent congenital syphilis, and highlights from the new [2021 CDC STI Treatment Guidelines](#). Learn from the experts as our clinician panel addresses challenging cases on the fly. Earn 3.75 CME units at no cost. While all providers and program staff are welcome to register, we will be focusing on San Francisco based data and recommendations. [Register today!](#)

**Have you visited the [San Francisco City Clinic website](#) recently?**

You will find a plethora of resources for both [patients](#) and [providers](#). Direct patients to the website for information about our [services](#), [STD basics fact sheets](#), and [text reminder](#) feature - a free tool to receive an SMS reminder when it's time to get tested or take medication. Providers can find updated screening and treatment [guidelines](#), [handouts for patients](#), and helpful materials to guide your practice like our [congenital syphilis toolkit](#). The SF City Clinic website also features a new provider [blog](#) section with helpful monthly posts to inform your practice.

SF City Clinic also offers [education and technical assistance](#) tailored to your unique clinical needs. Contact [alyson.decker@sfdph.org](mailto:alyson.decker@sfdph.org) to learn more or schedule a talk with your staff.