



# San Francisco Monthly STD Report

Data for September, 2012  
 Report prepared October 23, 2012  
 Report revised October 29, 2012

Table 1. STDs among residents, September, 2012.

	2012		2011	
	month	YTD	month	YTD
Gonorrhea	197	1,882	208	1,667
Male rectal gonorrhea	75	594	66	449
Chlamydia	351	3,633	462	3,540
Male rectal chlamydia	87	827	78	708
Syphilis (adult total)	80	795	68	613
Primary & secondary	37	377	29	293
Early latent	31	303	21	222
Unknown latent	0	2	0	0
Late latent	12	113	18	98
Neurosyphilis	0	1	1	11
Congenital syphilis	0	0	0	0
PID	10	89	8	71

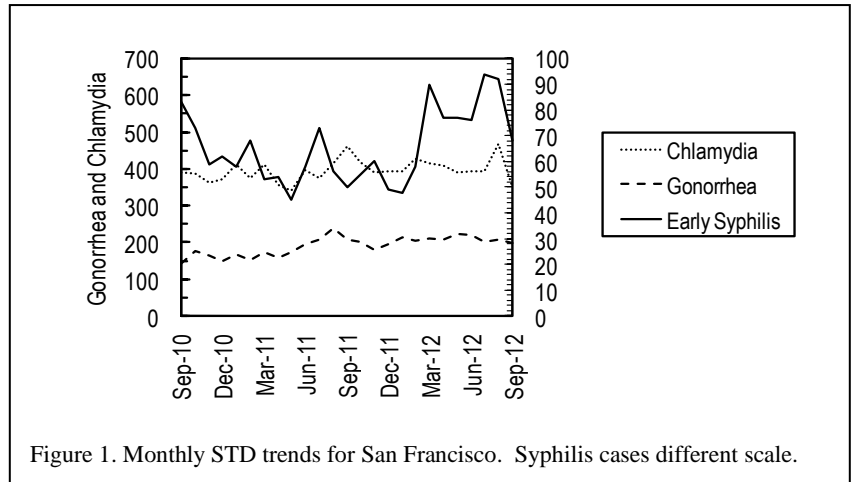


Figure 1. Monthly STD trends for San Francisco. Syphilis cases different scale.

Table 2. Selected STD cases and rates for San Francisco by age and race/ethnicity, 2012 through September only. Rates equal cases per 100,000 residents per year based on 2000 US Census data.

	(All races)		Asian/PI		African American		Hispanic		White	
	cases	rate	cases	rate	cases	rate	cases	rate	cases	rate
<i>All ages</i>										
Chlamydia	3,633	623.6	475	251.0	576	1,198.7	551	670.9	1,217	478.8
Gonorrhea	1,882	323.1	135	71.3	214	445.4	291	354.3	1,060	417.0
Early syphilis	680	116.7	39	20.6	79	164.4	143	174.1	382	150.3
<i>Under 20 yrs</i>										
Chlamydia	455	1,180.9	49	299.8	169	3,422.3	72	866.5	39	468.7
Gonorrhea	64	166.1	5	30.6	24	486.0	12	144.4	13	156.2
Early syphilis	4	10.4	0	0.0	0	0.0	2	24.1	2	24.0

Table 3. HIV testing among City Clinic patients, September, 2012.

	2012		2011	
	month	YTD	month	YTD
Tests	480	3,875	360	3,618
Antibody positive	2	59	4	50
Acute HIV infection	2	18	0	7

Note: All statistics are provisional until the annual report is released for the year. Morbidity is based on date of diagnosis. Totals for past months may change due to delays in reporting from labs and providers.

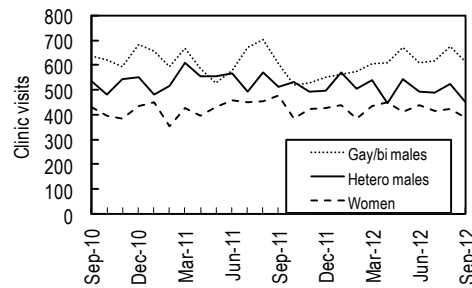


Figure 2. City Clinic visits by gender and orientation.

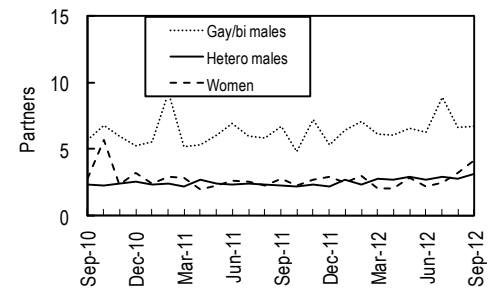


Figure 3. Average number of recent\* sex partners for City Clinic visits by gender and sexual orientation. \*Recall period is 3 months.

## National DIS Recognition Day: Highlighting the Unsung Heroes of Public Health

October 5, 2012 marked the first annual National Disease Intervention Specialist (DIS) Recognition Day. Whether called DIS, Disease Control Investigators (DCIs), or Health Workers, these SFDPH staff are working with and for residents throughout San Francisco. They confirm diagnoses and treatment, interview cases, elicit partners, convince those partners to come in for testing and/or treatment, deliver treatment in the field and ensure overall that people are properly diagnosed and treated for their STDs, HIV and other communicable diseases. This is hugely important work for public health - it protects the well being of individuals, but also very importantly, the health of partners and communities since DIS work interrupts the chain of disease transmission.

Health systems are preparing for possible changes as health care reform is fully implemented in the coming years, but reform will not replace the need for trained DIS staff. Their work can only be done within public health, and will continue to be crucial to the health of San Francisco, and the rest of the US.

We know many of you and your staff have worked closely with members of our DIS team: Sharon, Rebecca, Gloria, Luis, Tony, Desmond, Jason, Mac, Sam, Matt, Monica and Tochia. All of us in SFDPH STD thank you for this help and for being supportive of this work when talking with your patients. SP