



San Francisco Monthly STD Report

Data for September, 2020
Report prepared October 26, 2020

Table 1. STDs among residents, September, 2020. Female syphilis cases include patients assigned as female at birth.

	2020		2019	
	month	YTD	month	YTD
Gonorrhea	337	2,995	487	3,987
Male rectal gonorrhea	97	859	134	1,095
Chlamydia	447	4,345	713	7,164
Male rectal chlamydia	124	1,203	192	1,811
Syphilis (adult total)	125	1252	170	1406
Primary & secondary	35	405	49	419
Early latent	44	555	96	737
Unknown latent	27	140	12	75
Late latent	19	152	13	175
Neurosyphilis	1	12	0	18
Congenital syphilis	0	4	0	3
Female syphilis	14	133	12	115

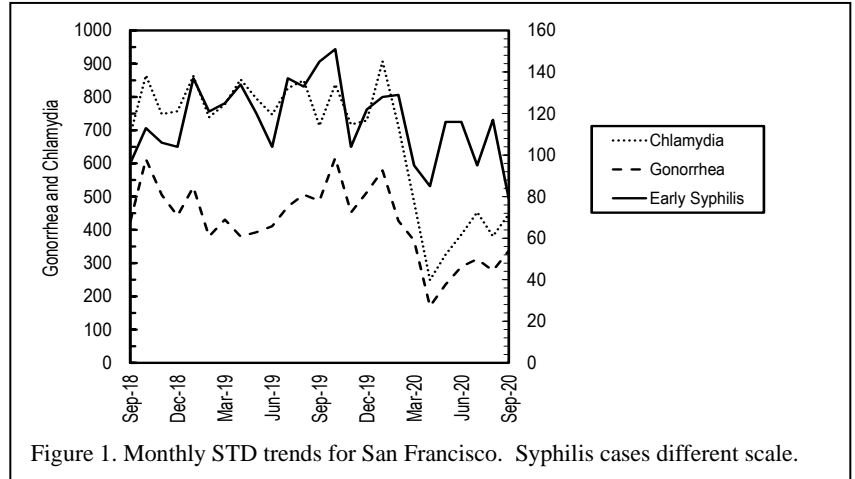


Figure 1. Monthly STD trends for San Francisco. Syphilis cases different scale.

Table 2. Selected STD cases and rates for San Francisco by age and race/ethnicity, 2020 through September only. Rates equal cases per 100,000 residents per year based on 2010 US Census Data.

	(All races)		Asian/PI		African American		Hispanic		White	
	cases	rate	cases	rate	cases	rate	cases	rate	cases	rate
<i>All ages</i>										
Chlamydia	4,345	719.5	530	266.0	485	1,382.3	682	746.7	1,238	489.2
Gonorrhea	2,995	495.9	299	150.0	431	1,228.4	559	612.1	1,052	415.7
Early syphilis	960	159.0	112	56.2	128	364.8	238	260.6	367	145.0
<i>Under 20 yrs</i>										
Chlamydia	357	856.2	38	228.8	82	2,324.8	71	748.2	36	391.5
Gonorrhea	92	220.7	10	60.2	30	850.5	16	168.6	10	108.7
Early syphilis	1	2.4	0	0.0	0	0.0	0	0.0	0	0.0

Table 3. HIV testing among City Clinic patients, September, 2020.

	2020		2019	
	month	YTD	month	YTD
Tests	204	2,042	514	4,495
Antibody positive	2	32	2	24
Acute HIV infection	1	1	0	3

Note: All statistics are provisional until the annual report is released for the year. Morbidity is based on date of diagnosis. Totals for past months may change due to delays in reporting from labs and providers.

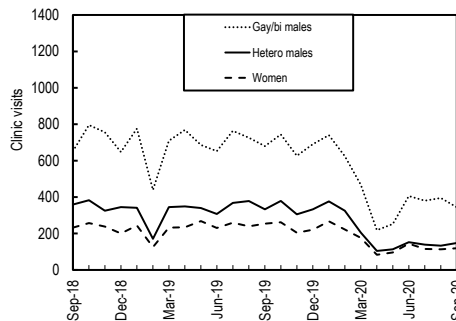


Figure 2. City Clinic visits by gender and orientation.

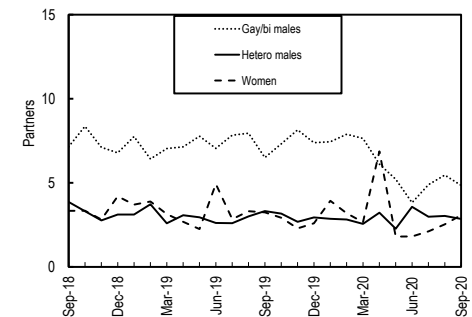


Figure 3. Average number of recent* sex partners for City Clinic visits by gender and sexual orientation. *Recall period is 3 months.

Four congenital syphilis cases have been reported this year and syphilis continues to increase among women – please screen and ensure treatment of your patients and their partners.

We encourage all providers to screen their patients according to citywide STD screening guidelines. http://sfcityclinic.org/providers/ScreeningandSurveillance_CitywideSTDscreeningguidance_0619.pdf
The San Francisco Department of Public Health (SFPDH) **LINCS** team (comprised of disease intervention specialists) ensures patients with syphilis are treated and confidentially provides prevention treatment and tests to their sex partners.

- ❖ **LINCS** partner services are voluntary and offered by skilled and client-centered SFPDH staff.
- ❖ Please encourage patients to work with us at SFPDH to prevent syphilis and help them stay healthy.
- ❖ To contact **LINCS**, call 415-487-5531 and fax to 415-431-4628 a confidential morbidity report (<https://www.sfcityclinic.org/providers/reporting>).
- ❖ Visit our website for more information: <https://www.sfcityclinic.org/providers>

UPDATED Tip Sheet for Safer Sex During the COVID-19 Pandemic

On September 5, SFPDH updated its sexual health guidance to provide information about what is known about COVID-19 risk in relation to sexual activity and offers more detailed suggestions to have safer sex and reduce the risk of COVID-19.

> https://www.sfdcp.org/wp-content/uploads/2020/09/COVID-19_Tips-for-Safer-Sex_FINAL_COVID-19-Sexual-Health-Tips_09.05.2020.pdf

Exposure to COVID-19 can occur during sexual activities through direct contact and potential exchange of saliva, semen, mucus and feces; COVID-19 has not been identified in vaginal fluids. **All San Franciscans are required to wear a face covering when outside their residence and within six feet of other people who are not members of their household.** To minimize exposure to COVID-19 if you do have sex with others, keep your partners to a small, stable group and avoid group sex. If you usually meet your sex partners online or make a living by having sex, consider taking a break from in-person dates. Video dates, sexting or chat rooms may be options for you.

> SFPDH COVID-19 information for providers and patients are available online: <https://www.sfdph.org/dph/alerts/coronavirus.asp>

- For SF Health Care Providers <https://www.sfdcp.org/infectious-diseases-a-to-z/coronavirus-2019-novel-coronavirus/coronavirus-2019-information-for-healthcare-providers/>
- For the SF Public
<https://www.sfdcp.org/infectious-diseases-a-to-z/coronavirus-2019-novel-coronavirus/>
<http://www.sfcityclinic.org/covid-19-faq>

Provider STD Reporting: 415-487-5555, 415-431-4628 (fax)

www.sfcityclinic.org