



# San Francisco Monthly STD Report

Data for October, 2012  
Report prepared November 16, 2012

Table 1. STDs among residents, October, 2012.

|                        | 2012  |       | 2011  |       |
|------------------------|-------|-------|-------|-------|
|                        | month | YTD   | month | YTD   |
| Gonorrhea              | 243   | 2,127 | 201   | 1,868 |
| Male rectal gonorrhea  | 68    | 662   | 56    | 505   |
| Chlamydia              | 396   | 4,034 | 419   | 3,961 |
| Male rectal chlamydia  | 70    | 897   | 83    | 792   |
| Syphilis (adult total) | 83    | 885   | 65    | 678   |
| Primary & secondary    | 43    | 424   | 29    | 323   |
| Early latent           | 29    | 333   | 26    | 248   |
| Unknown latent         | 0     | 2     | 0     | 0     |
| Late latent            | 11    | 126   | 10    | 107   |
| Neurosyphilis          | 0     | 1     | 1     | 12    |
| Congenital syphilis    | 0     | 0     | 0     | 0     |
| PID                    | 6     | 95    | 5     | 76    |

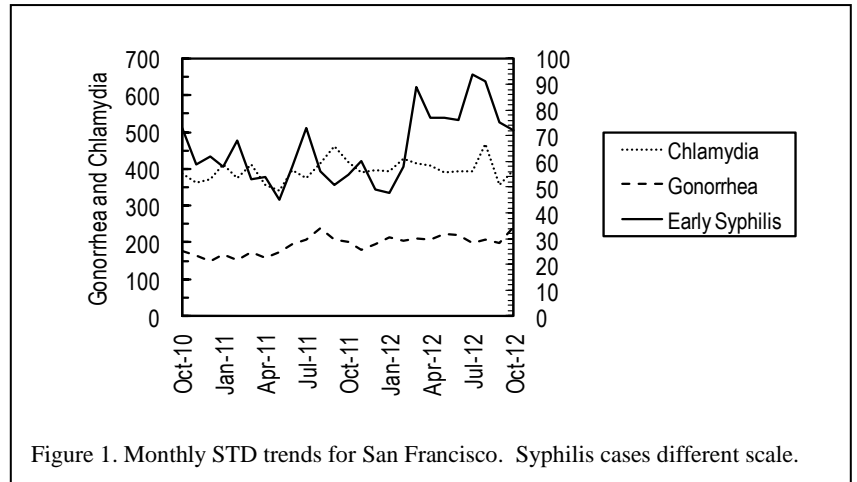


Figure 1. Monthly STD trends for San Francisco. Syphilis cases different scale.

Table 2. Selected STD cases and rates for San Francisco by age and race/ethnicity, 2012 through October only. Rates equal cases per 100,000 residents per year based on 2000 US Census data.

|                     | (All races) |         | Asian/PI |       | African American |         | Hispanic |       | White |       |
|---------------------|-------------|---------|----------|-------|------------------|---------|----------|-------|-------|-------|
|                     | cases       | rate    | cases    | rate  | cases            | rate    | cases    | rate  | cases | rate  |
| <i>All ages</i>     |             |         |          |       |                  |         |          |       |       |       |
| Chlamydia           | 4,034       | 623.2   | 528      | 251.1 | 637              | 1,193.1 | 620      | 679.4 | 1,335 | 472.7 |
| Gonorrhea           | 2,127       | 328.6   | 155      | 73.7  | 241              | 451.4   | 337      | 369.3 | 1,183 | 418.9 |
| Early syphilis      | 757         | 117.0   | 44       | 20.9  | 87               | 163.0   | 157      | 172.1 | 427   | 151.2 |
| <i>Under 20 yrs</i> |             |         |          |       |                  |         |          |       |       |       |
| Chlamydia           | 502         | 1,172.6 | 51       | 280.8 | 188              | 3,426.3 | 77       | 834.0 | 45    | 486.8 |
| Gonorrhea           | 72          | 168.2   | 7        | 38.6  | 29               | 528.5   | 12       | 130.0 | 14    | 151.4 |
| Early syphilis      | 4           | 9.3     | 0        | 0.0   | 0                | 0.0     | 2        | 21.7  | 2     | 21.6  |

Table 3. HIV testing among City Clinic patients, October, 2012.

|                     | 2012  |       | 2011  |       |
|---------------------|-------|-------|-------|-------|
|                     | month | YTD   | month | YTD   |
| Tests               | 490   | 4,365 | 333   | 3,951 |
| Antibody positive   | 4     | 63    | 12    | 62    |
| Acute HIV infection | 1     | 19    | 3     | 10    |

Note: All statistics are provisional until the annual report is released for the year. Morbidity is based on date of diagnosis. Totals for past months may change due to delays in reporting from labs and providers.

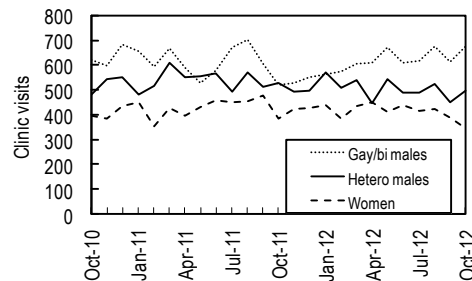


Figure 2. City Clinic visits by gender and orientation.

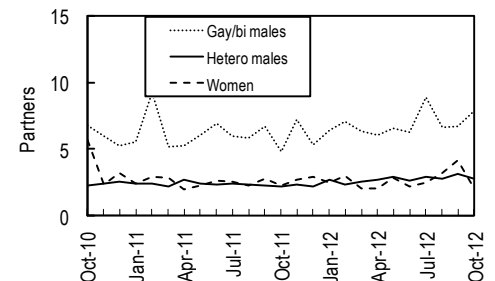


Figure 3. Average number of recent\* sex partners for City Clinic visits by gender and sexual orientation. \*Recall period is 3 months.

## Now Available: STD Annual Summary, San Francisco 2011

STD Prevention and Control Services has released its 2011 annual summary showing increases in all three reportable, bacterial STDs. Compared to 2010, the rate of chlamydia in San Francisco increased by 3.0% in 2011. During the same period, reported gonorrhea increased by 15.5% and early syphilis increased 2.7%. In 2011, 4,742 cases of chlamydia were reported to the San Francisco Department of Public Health for a rate of 588.9 per 100,000. Two-thousand two-hundred forty-four cases of gonorrhea were reported for a rate of 287.7 per 100,000. In 2011, 679 early syphilis cases were reported (84.3 per 100,000). The STD Section continues to prioritize activities directed toward STD prevention in the highest risk populations in San Francisco, adolescents and men who have sex with men. The entire 2011 annual summary is available at <http://www.sfdph.org/dph/files/reports/default.asp#annISTD>. KB