



San Francisco Monthly STD Report

Data for October, 2015
Report prepared November 19, 2015

Table 1. STDs among residents, October, 2015.

	2015		2014	
	month	YTD	month	YTD
Gonorrhea	415	3,551	315	2,684
Male rectal gonorrhea	114	927	81	725
Chlamydia	692	6,019	562	4,933
Male rectal chlamydia	204	1470	142	1168
Syphilis (adult total)	106	1162	114	1066
Primary & secondary	38	417	39	382
Early latent	57	590	62	531
Unknown latent	4	30	2	8
Late latent	7	125	11	145
Neurosyphilis	1	15	0	10
Congenital syphilis	0	1	0	0
PID	6	72	8	91

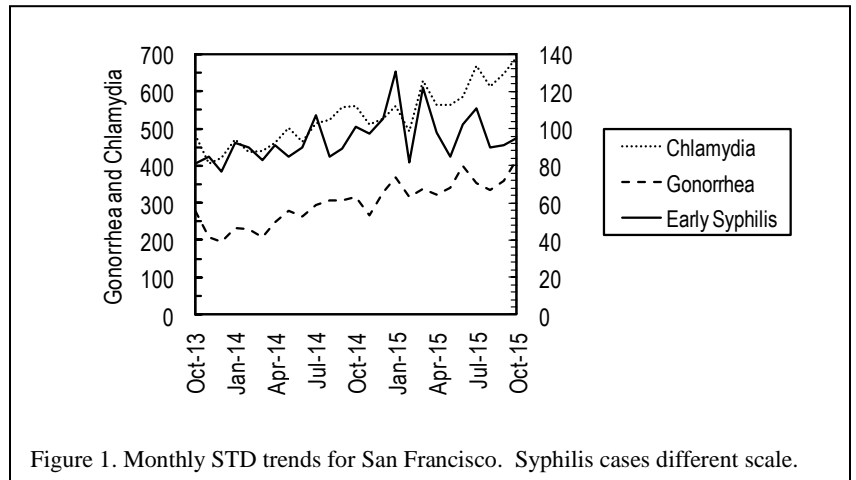


Table 2. Selected STD cases and rates for San Francisco by age and race/ethnicity, 2015 through October only. Rates equal cases per 100,000 residents per year based on 2000 US Census data.

	(All races)		Asian/PI		African American		Hispanic		White	
	cases	rate	cases	rate	cases	rate	cases	rate	cases	rate
All ages										
Chlamydia	6,019	929.9	747	355.2	633	1,185.6	853	934.8	2,215	784.3
Gonorrhea	3,551	548.6	317	150.7	419	784.8	589	645.5	1,655	586.0
Early syphilis	1,007	155.6	82	39.0	107	200.4	225	246.6	514	182.0
Under 20 yrs										
Chlamydia	405	946.0	38	209.3	116	2,114.1	103	1,115.6	56	605.7
Gonorrhea	75	175.2	13	71.6	24	437.4	11	119.1	14	151.4
Early syphilis	9	21.0	1	5.5	4	72.9	3	32.5	0	0.0

Table 3. HIV testing among City Clinic patients, October, 2015.

	2015		2014	
	month	YTD	month	YTD
Tests	550	5,228	522	5,123
Antibody positive	6	44	3	47
Acute HIV infection	0	7	0	2

Note: All statistics are provisional until the annual report is released for the year. Morbidity is based on date of diagnosis. Totals for past months may change due to delays in reporting from labs and providers.

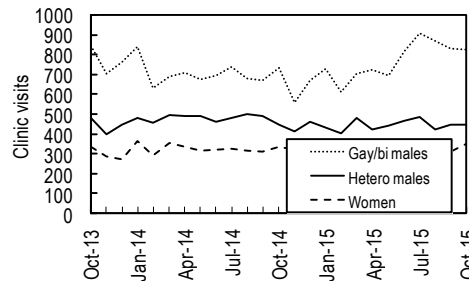


Figure 2. City Clinic visits by gender and orientation.

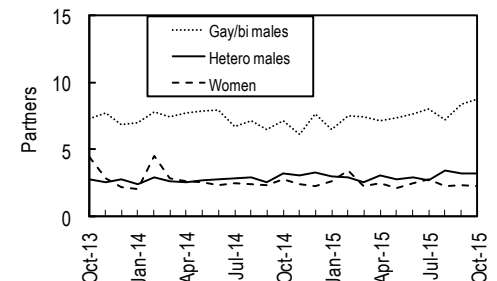


Figure 3. Average number of recent* sex partners for City Clinic visits by gender and sexual orientation. *Recall period is 3 months.

Importance of Provider-Reporting of All Patient Information on Case Morbidity Report Forms

The 2014 San Francisco STD Annual Summary will be released in December. This report provides detailed information about the epidemiology of STDs in San Francisco, highlighting differences in disease trends by demographics such as age, race/ethnicity, and sexual orientation. These characteristics, based on information submitted on the Case Morbidity Report (CMR) form, are integral to our ability to identify key populations at high risk of STD infection. **Providers are reminded that complete and timely submission of CMRs is mandated in the health code.**

We rely on complete case reporting by providers. These surveillance data are analyzed to inform prevention and testing programs and policies. While laboratories are also mandated to report positive results to the health department, they often lack the demographic details that are critical to monitoring the epidemiology of STDs. For example, only providers have the ability to report gender of sex partners in the past 12 months, which SF DPH began collecting in September 2004. As an early adopter of CDC's recommendation to collect this information, SF DPH has for over 10 years distinguished STD trends among men who have sex with men (MSM) and men who have sex with women.

We need providers to submit complete CMRs, including date of birth, race/ethnicity, gender of sex partners, and pregnancy status (of female patients). Without these data, we cannot appropriately describe STD trends in key populations, including MSM, adolescents, and Black/African-American females, in order to best target resources for STD outreach, education, and testing. We appreciate your time and partnership as we address increasing STDs in our city.

SF DPH Case Morbidity Reporting Form: <http://www.sfcityclinic.org/providers/CMRandReportableDiseaseList.pdf> TQN