



San Francisco Monthly STD Report

Data for November, 2020
Report prepared January 13, 2021

Table 1. STDs among residents, November, 2020. Female syphilis cases include patients assigned as female at birth.

	2020		2019	
	month	YTD	month	YTD
Gonorrhea	345	3,737	452	5,055
Male rectal gonorrhea	91	1,060	121	1,403
Chlamydia	477	5,307	717	8,719
Male rectal chlamydia	118	1,447	185	2,219
Syphilis (adult total)	125	1,567	126	1,719
Primary & secondary	22	480	40	538
Early latent	49	677	64	874
Unknown latent	27	198	4	90
Late latent	27	212	18	217
Neurosyphilis	1	16	3	23
Congenital syphilis	1	5	0	3
Female syphilis	17	164	13	146

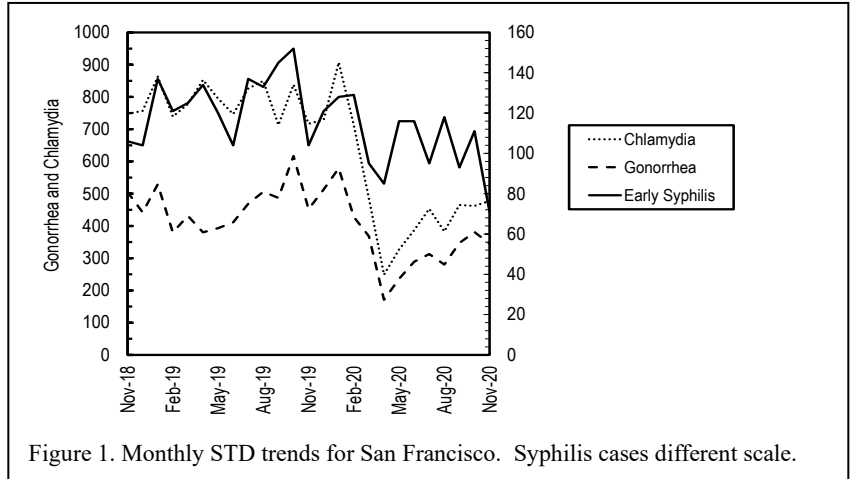


Figure 1. Monthly STD trends for San Francisco. Syphilis cases different scale.

Table 2. Selected STD cases and rates for San Francisco by age and race/ethnicity, 2020 through November only. Rates equal cases per 100,000 residents per year based on 2010 US Census Data.

	(All races)		Asian/PI		African American		Hispanic		White	
	cases	rate	cases	rate	cases	rate	cases	rate	cases	rate
<i>All ages</i>										
Chlamydia	5,307	719.0	640	262.8	621	1,448.1	835	748.0	1,475	476.8
Gonorrhea	3,737	506.3	363	149.0	554	1,291.9	724	648.6	1,327	429.0
Early syphilis	1,157	156.8	141	57.9	158	368.5	293	262.5	435	140.6
<i>Under 20 yrs</i>										
Chlamydia	436	855.6	45	221.7	106	2,458.8	80	689.8	45	400.4
Gonorrhea	107	210.0	11	54.2	38	881.5	19	163.8	10	89.0
Early syphilis	2	3.9	0	0.0	0	0.0	1	8.6	0	0.0

Table 3. HIV testing among City Clinic patients, November, 2020.

	2020		2019	
	month	YTD	month	YTD
Tests	187	2,456	395	5,370
Antibody positive	3	35	3	27
Acute HIV infection	1	2	1	4

Note: All statistics are provisional until the annual report is released for the year. Morbidity is based on date of diagnosis. Totals for past months may change due to delays in reporting from labs and providers.

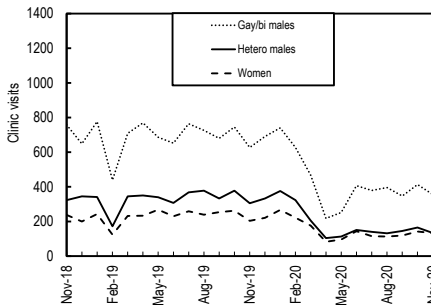


Figure 2. City Clinic visits by gender and orientation.

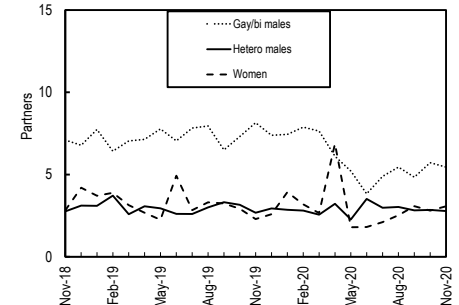


Figure 3. Average number of recent* sex partners for City Clinic visits by gender and sexual orientation. *Recall period is 3 months.

NEW Guidelines for Treatment of Gonococcal Infection

San Francisco is experiencing epidemic rates of sexually transmitted infections, including gonorrhea, chlamydia and syphilis. Between 2014 and 2019, the number of gonorrhea infections in San Francisco increased by 70%. Untreated gonorrhea can cause significant morbidity.

On December 18, 2020, the CDC released [updated recommendations for the treatment of gonorrhea](#). The Dec 30th SFDPH Health Advisory can be found on the [SFCC website](#).

- A single 500 mg IM dose of ceftriaxone is now the recommended treatment for gonorrhea infection in the United States. Dual therapy for gonorrhea infection with ceftriaxone and azithromycin is no longer recommended.
- Patients with gonorrhea in whom chlamydial infection has not been ruled out should receive doxycycline as empiric co-treatment for chlamydia, unless tetracyclines are contraindicated.

Providers can call the SF City Clinical for clinical consultation at 415-487-5595.

UPDATED Tip Sheet for Safer Sex During the COVID-19 Pandemic

REMINDER: Effective Dec 17, 2020, the Bay Area Region, including San Francisco, is under the [Regional Stay-at-Home order](#).

Updated SFDPH sexual health guidance provides what is known about COVID-19 risk in relation to sexual activity and offers suggestions to have safer sex and reduce the risk of COVID-19.

- https://www.sfdph.org/wp-content/uploads/2020/09/COVID-19_Tips-for-Safer-Sex_FINAL_COVID-19-Sexual-Health-Tips_09.05.2020.pdf

Exposure to COVID-19 can occur during sexual activities through direct contact and potential exchange of saliva, semen, mucus and feces; COVID-19 has not been identified in vaginal fluids. **All San Franciscans are required to wear a face covering when outside their residence and within six feet of other people who are not members of their household.** To minimize exposure to COVID-19 if you do have sex with others, keep your partners to a small, stable group and avoid group sex. If you usually meet your sex partners online or make a living by having sex, consider taking a break from in-person dates. Video dates, sexting or chat rooms may be options for you.

- SFDPH COVID-19 information for providers and patients are available online: <https://www.sfdph.org/dph/alerts/coronavirus.asp>

For SF Health Care Providers <https://www.sfdph.org/infectious-diseases-a-to-z/coronavirus-2019-novel-coronavirus/coronavirus-2019-information-for-healthcare-providers/>

For the SF Public <https://www.sfdph.org/infectious-diseases-a-to-z/coronavirus-2019-novel-coronavirus/>, <http://www.sfcityclinic.org/covid-19-faq>