



San Francisco Monthly STD Report

Data for December, 2011
Report prepared January 30, 2012

Table 1. STDs among residents, December, 2011.

	2011		2010	
	month	YTD	month	YTD
Gonorrhea	196	2,243	150	1,943
Male rectal gonorrhea	65	622	32	479
Chlamydia	395	4,741	370	4,603
Male rectal chlamydia	99	959	75	914
Syphilis (adult total)	61	811	73	765
Primary & secondary	33	386	44	373
Early latent	17	296	18	286
Unknown latent	0	0	0	2
Late latent	11	129	11	104
Neurosyphilis	0	13	2	8
Congenital syphilis	0	0	0	0
PID	8	91	6	86

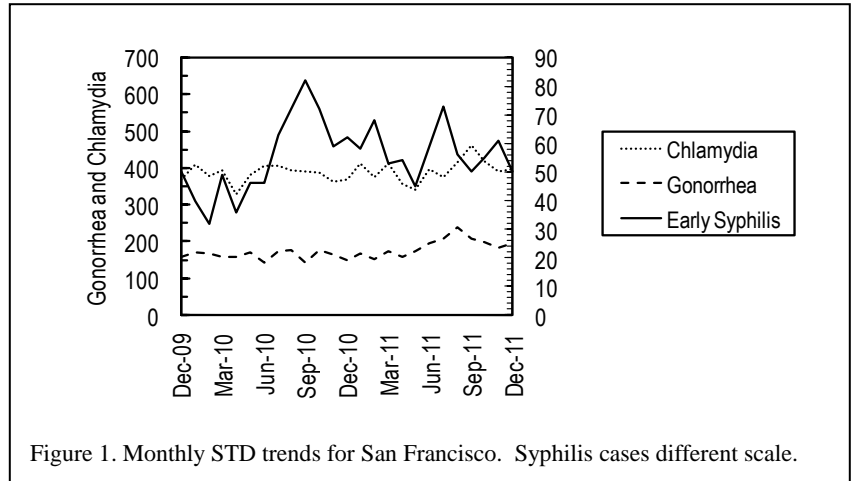


Figure 1. Monthly STD trends for San Francisco. Syphilis cases different scale.

Table 2. Selected STD cases and rates for San Francisco by age and race/ethnicity, 2011 through December. Rates equal cases per 100,000 residents per year based on 2000 US Census data.

	(All races)		Asian/PI		African American		Hispanic		White	
	cases	rate	cases	rate	cases	rate	cases	rate	cases	rate
<i>All ages</i>										
Chlamydia	4,741	610.4	573	227.0	893	1,393.8	754	688.6	1,433	422.8
Gonorrhea	2,243	288.8	178	70.5	346	540.0	345	315.1	1,112	328.1
Early syphilis	682	87.8	55	21.8	67	104.6	144	131.5	388	114.5
<i>Under 20 yrs</i>										
Chlamydia	648	1,261.4	57	261.6	293	4,450.0	116	1,047.0	47	423.7
Gonorrhea	99	192.7	8	36.7	55	835.3	15	135.4	11	99.2
Early syphilis	2	3.9	1	4.6	1	15.2	0	0.0	0	0.0

Table 3. HIV testing among City Clinic patients, December, 2011.

	2011		2010	
	month	YTD	month	YTD
Tests	345	4,644	441	4,518
Antibody positive	1	67	5	83
Acute HIV infection	0	11	0	5

Note: All statistics are provisional until the annual report is released for the year. Morbidity is based on date of diagnosis. Totals for past months may change due to delays in reporting from labs and providers.

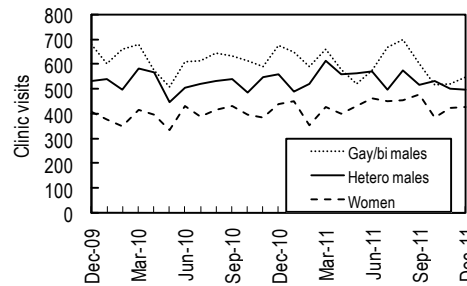


Figure 2. City Clinic visits by gender and orientation.

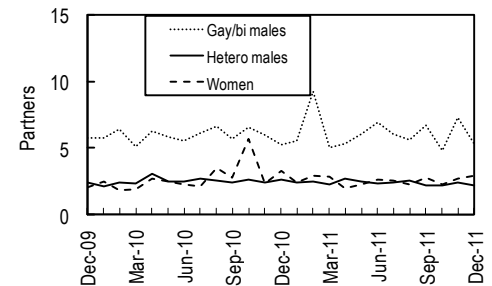


Figure 3. Average number of recent* sex partners for City Clinic visits by gender and sexual orientation. *Recall period is 3 months.

Preliminary 2011 San Francisco Data Shows Increases in Reported Chlamydia, Gonorrhea, and Early Syphilis

Preliminary data on reported STDs shows increases for chlamydia, gonorrhea and early syphilis in 2011. Overall, reported chlamydia increased from 4,603 to 4,741 cases (3.0%) while male rectal chlamydia increased in 2011 from 914 to 959 cases for a 4.9% annual increase. Reported gonorrhea cases increased 15.4% from 1,943 in 2010 to 2,243 in 2011. Additionally, rectal gonorrhea among men also increased from 479 cases to 622 cases—a 38.2% increase. After declines in early syphilis seen in 2008, early syphilis continues to increase. In 2011, reported early syphilis increased by 3.5% from 659 cases to 682.

The STD Prevention and Control Section of the San Francisco Department of Public Health recommends that all sexually active men who have sex with men be screened every 3 to 6 months for syphilis, chlamydia, and gonorrhea. Additionally, all women 25 years old and younger should be screened for chlamydia at least annually. All patients with an STD should be treated promptly and encouraged to return for a re-screening in 3 months. STD screening is available at San Francisco City Clinic, through community clinics, and private providers. More comprehensive data will be available with the publication of the 2011 Annual Summary. The 2010 Annual Summary can be found at <http://www.sfdph.org/dph/files/reports/default.asp#annlSTD>. KB