



San Francisco Monthly STI Report

Data for August, 2022
Report prepared October 25, 2022

Table 1. STIs among residents, August, 2022. Female syphilis cases include patients assigned as female at birth.

	2022		2021	
	month	YTD	month	YTD
Gonorrhea	391	3,573	514	3,145
Male rectal gonorrhea	144	1,350	168	1,032
Chlamydia	551	4,346	586	3,925
Male rectal chlamydia	172	1,403	150	1,126
Syphilis (adult total)	176	1230	180	1313
Primary & secondary	28	251	46	286
Early latent	87	578	68	534
Unknown latent	17	139	18	192
Late latent	44	262	48	301
Neurosyphilis	0	11	1	17
Congenital syphilis	0	2	0	2
Female syphilis	20	144	17	124

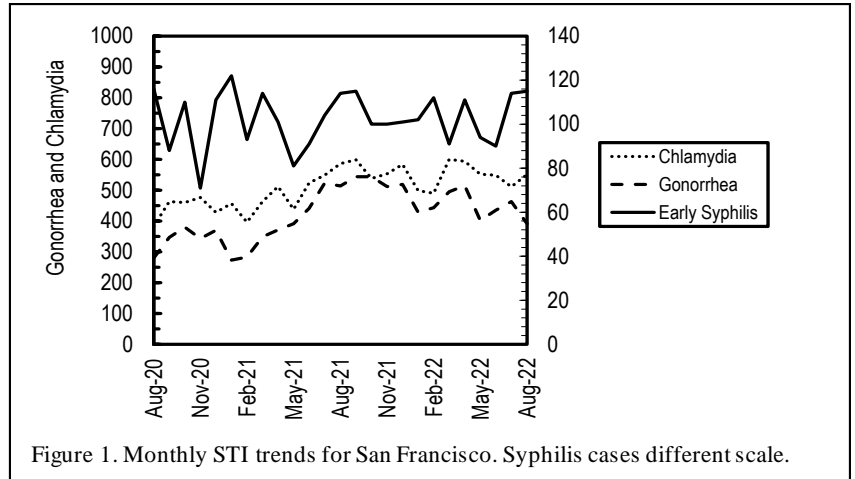


Figure 1. Monthly STI trends for San Francisco. Syphilis cases different scale.

Table 2. Selected STI cases and rates for San Francisco by age and race/ethnicity, 2022 through August only. Rates equal cases per 100,000 residents per year based on 2010 US Census Data.

	(All races)		Asian/PI		African American		Hispanic		White	
	cases	rate	cases	rate	cases	rate	cases	rate	cases	rate
<i>All ages</i>										
Chlamydia	4,346	809.6	447	252.4	414	1,327.5	654	805.6	1,120	497.9
Gonorrhea	3,573	665.6	349	197.0	318	1,019.6	620	763.7	1,314	584.1
Early syphilis	829	154.4	96	54.2	88	282.2	217	267.3	291	129.4
<i>Under 20 yrs</i>										
Chlamydia	338	912.0	23	155.8	77	2,455.9	41	486.1	29	354.8
Gonorrhea	79	213.2	4	27.1	21	669.8	12	142.3	8	97.9
Early syphilis	5	13.5	0	0.0	2	63.8	1	11.9	1	12.2

Table 3. HIV testing among City Clinic patients, August, 2022.

	2022		2021	
	month	YTD	month	YTD
Tests	343	2,569	341	2,085
Antibody positive	2	31	4	26
Acute HIV infection	0	3	0	3

Note: All statistics are provisional until the annual report is released for the year. Morbidity is based on date of diagnosis. Totals for past months may change due to delays in reporting from labs and providers.

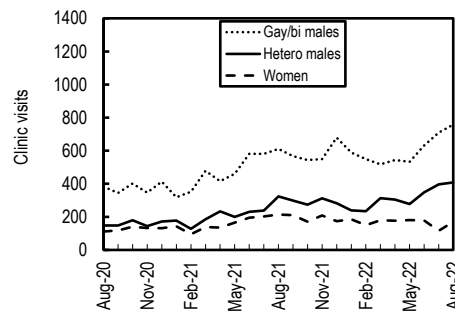


Figure 2. City Clinic visits by gender and orientation.

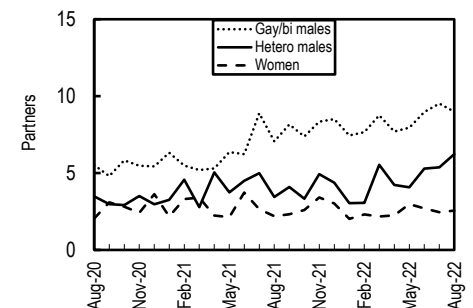


Figure 3. Average number of recent* sex partners for City Clinic visits by gender and sexual orientation. *Recall period is 3 months.

MPX Cases Declining in San Francisco and Worldwide

In early June, the first case of monkeypox (now known as MPX) was identified in San Francisco, and as of October 12, 2022, a total of [824 cases](#) have been identified in SF. There has been a notable decline in MPX case counts over the past month, mirroring state and national trends. Declines in cases are likely attributed to SF's efforts to prioritize equitable vaccine distribution and make vaccine available to anyone at risk for MPX, with [>27,000 doses administered](#). Check out the new SF MPX [dashboard](#), which shows new and cumulative cases, case demographics, and vaccine data.

On October 12, 2022, SFDPH expanded [vaccine eligibility criteria](#) in alignment with [CDPH's recent eligibility expansion](#). Updates are italicized below:

- Gay or bisexual men, or any man, trans, *or nonbinary* person who has sex with men, trans, or *nonbinary* people
- Sex workers of any sexual orientation or gender identity
- Persons of any age and any gender who have had close contact within the *past 6 months* with someone with suspected or confirmed MPX
- Persons who had *sex or* close contact with others at a venue or event or within a social group within the *past 6 months* where a suspected or confirmed MPX case was identified. This includes persons who received notice from a venue or event of a potential exposure.
- *Persons living with HIV*
- *Persons who are taking or are eligible to take HIV PrEP*
- *Sexual contacts of any of the persons above*
- *Persons who anticipate experiencing any of the above*
- Laboratory workers who routinely perform MPX virus testing
- *Clinicians who are likely to collect laboratory specimens from persons with MPX*
- Clinicians who have had a high-risk occupational exposure (e.g., examined MPX lesions or collected MPX specimens without using recommended personal protective equipment).

In addition, SFDPH and other Bay Area counties are now offering 2nd doses to those who are ≥ 28 days from their first dose. For additional information, visit [MPX Vaccine | San Francisco \(sf.gov\)](#).

You can continue to find updated MPX guidance for SF providers at www.sfdcp.org/monkeypoxHCP, including information on testing, treatment, and patient education.