



# District 11

## Supervisory District Health Profile

The mission of the San Francisco Department of Public Health (SFPDH) is to protect and promote the health of all San Franciscans. SFPDH has two primary roles with two major divisions to fulfill its mission.

### San Francisco Health Network (SFHN)



SFHN comprises the direct health services that SFPDH provides to thousands of insured and uninsured San Franciscans. SFHN is the city's only complete care system and includes:

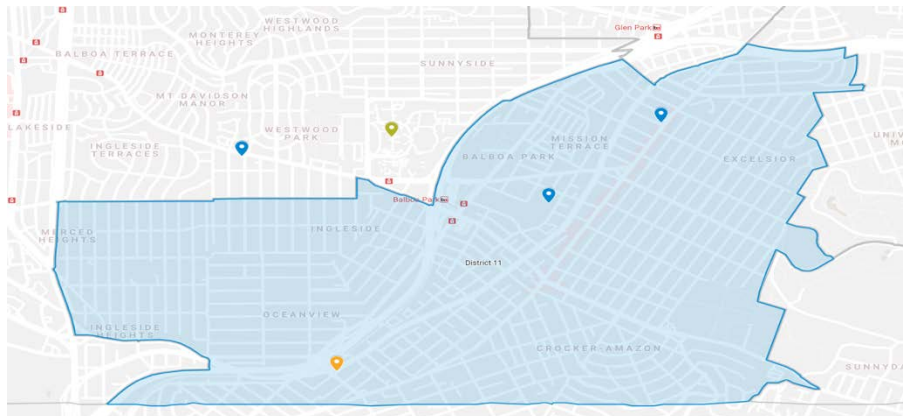
- Zuckerberg San Francisco Hospital and Trauma Center (ZSFG)
- Laguna Honda Hospital and Rehabilitation Center (LHH)
- Behavioral Health Services: Mental Health & Substance Abuse
- Primary Care clinics

### Population Health Division (PHD)



PHD addresses public health concerns, including customer safety, health promotion and prevention. PHD implements public health interventions, inspects restaurants, completes data analyses and research, and more.

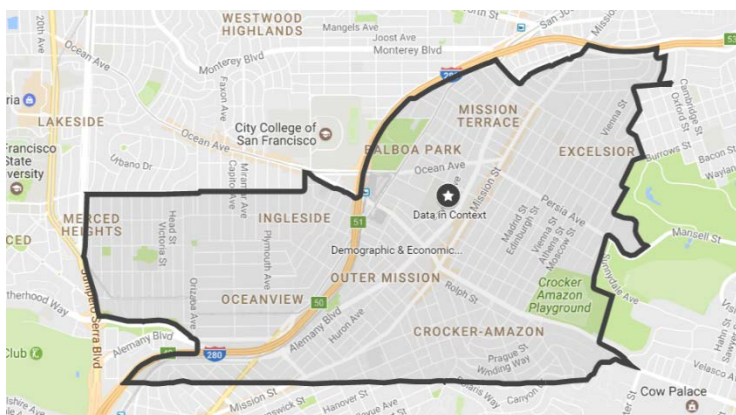
### SFPDH Health Services



SERVICE TYPE	ORGANIZATION	ADDRESS	WEBSITE
Healthcare Services	Balboa Teen Health Center	1000 Cayuga Ave.	<a href="https://www.sfdph.org">https://www.sfdph.org</a>
	Mission Neighborhood Health Center-Excelsior	4434 Mission St.	<a href="http://www.mnhc.org/eng">www.mnhc.org/eng</a>
Social Services	Unity Care	2198 Cayuga Ave.	<a href="http://www.unitycare.org">www.unitycare.org</a>



# District Data



District with the **largest** proportion of residents aged 45 to 64 years.

District with the **2<sup>nd</sup>** highest proportion of residents identifying as Hispanic or Latino or some other race.

District with the **2<sup>nd</sup>** highest proportion of uninsured residents.

District with the **smallest** proportion of residents with a Bachelor's degree or higher.

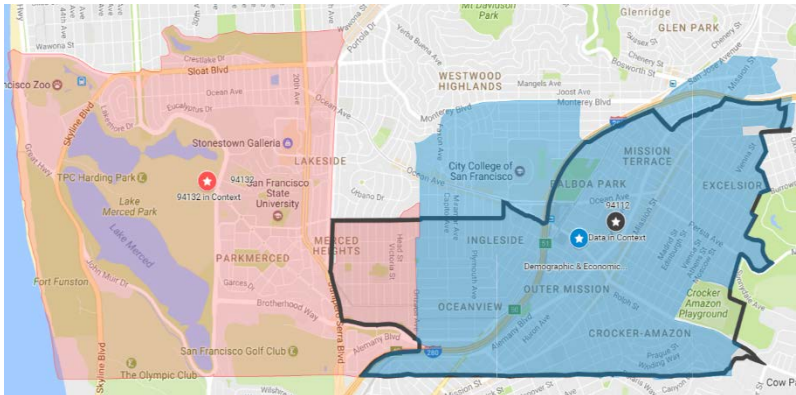
**Largest** proportion of residents that speak Tagalog, and 3x larger than SF overall.

CATEGORY	INDICATOR	DISTRICT	SF TOTAL
Population	Total	88,368	870,044
Sex & Gender	Male	50.4%	51.0%
	Female	49.6%	49.0%
Age	Under 5	4.1%	4.5%
	Under 15	13.2%	11.5%
	Under 18	16.3%	13.4%
	18 to 24	8.3%	7.6%
	25 to 44	17.6%	23.3%
	45 to 64	29.8%	25.0%
	65 and over	15.7%	15.1%
Race & Ethnicity	Hispanic or Latino	25.9%	15.2%
	American Indian or Alaskan Native	0.2%	0.2%
	Asian	52.4%	33.9%
	Black or African American	4.7%	5.0%
	Native Hawaiian or Pacific Islander	0.2%	0.3%
	White	13.5%	40.6%
	Other	0.4%	0.5%
	Multi-racial	2.6%	4.3%
Poverty	Below Federal Poverty Level	9.2%	10.7%
Insurance	Uninsured	5.7%	3.7%
Highest Education	High School Graduate or Equivalent	42.6%	23.8%
	Bachelor's Degree	23.1%	34.3%
	Graduate or Professional Degree	8.6%	24.3%
Language	Primary Language Other Than English	35.8%	20.1%
Homeless	Youth	23	1,145
	Total	99	8,035

Note: Shaded values indicate where a district may have a higher proportion than SF overall.



# ZIP Code Data



94112 has the **6<sup>th</sup> highest** rate of pre-term births, and the **highest** rate of births to mothers with gestational diabetes.

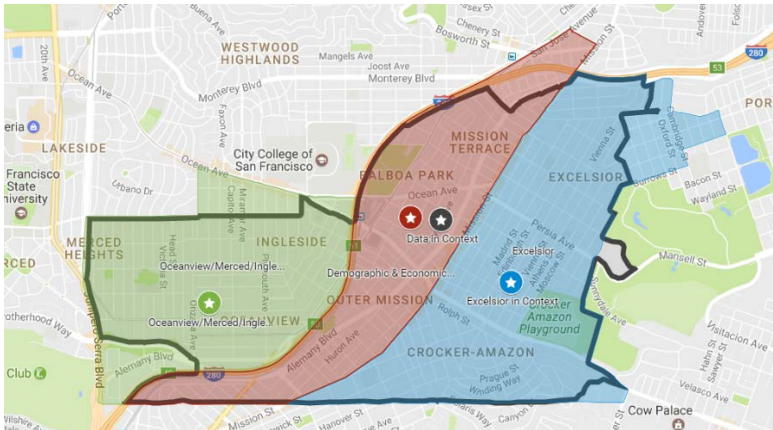
Chronic diseases such as **asthma, diabetes, and hypertension** are the main causes for hospitalizations and ER visits in 94112.

Indicator	94112	94132	SF
<b>WOMEN'S HEALTH</b>			
Pre-Term Births (Before 37wks)	8.81	7.98	8.2%
Live Births To Women With Gestational Diabetes	10.9	7.6	5.6
<b>HOSPITALIZATIONS BY CAUSE (PER 10,000 POPULATION)</b>			
Alcohol Abuse	9.81	5.88	11.0
All drugs	2.68	2.98	4.4
Opioids	0.94	1.52	1.5
Depression	11.16	8.89	12.1
Self-injury	3.10	2.27	3.4
Asthma	9.81	5.88	7.1
COPD	6.07	2.85	8.7
Diabetes	13.32	8.11	11.4
Heart Failure	23.82	17.10	23.1
Hypertension	7.97	8.90	7.8
<b>ER VISITS BY CAUSE (PER 10,000 POPULATION)</b>			
Preventable ER Visits	295.49	206.62	275.6
Alcohol Abuse	39.68	29.90	31.3
All drugs	13.57	14.66	29.9
Opioids	2.22	1.33	5.6
Depression	14.46	10.96	19.9
Self-injury	4.86	4.01	5.7
Assault	41.41	24.46	47.90
Asthma	39.68	29.90	35.40
COPD	12.93	10.13	17.80
Diabetes	13.48	10.42	12.70
Influenza or Pneumonia	10.82	6.84	9.00
Heart failure	4.61	3.40	5.50
Hypertension	12.74	11.21	12.40

Note: Within the tables, there is shading to show indicators that perform better than the SF average. No shading indicates that the indicators are either not comparable or are performing at/lower than the SF average.



# Neighborhood Data



9.5% lower mortality rate in Outer Mission than SF overall.

8.5% higher mortality rate in Excelsior than SF overall.

Crime rates are among the lowest for the highlighted neighborhoods.

Severe and fatal transportation injuries are 24% to 44% lower in the highlighted neighborhoods.

Indicator	Excelsior	Oceanview / Merced / Ingleside	Outer Mission	SF
Life Expectancy	81.5	82.9	83.6	83.1
Mortality Rate	599.2	524.6	500.0	552.4

## CRIME & SAFETY

Drug Crime Rate (Per 1,000 Population)	0.6	0.3	0.9	2.3
Property Crime Rate (Per 1,000 Population)	12.7	15.7	19.9	67.7
Violent Crime Rate (Per 1,000 Population)	9.0	7.4	10.7	17.4
Severe & Fatal Transportation Injuries (Per 100 Road Miles)	56.6	55.2	74.7	99.25

Note: Within the tables, there is shading to show indicators that perform better than the SF average. No shading indicates that the indicators are either not comparable or are performing at/lower than the SF average.






# Additional Information

## The San Francisco Health Commission

The Health Commission is SFPDH's governing and policy-making body. Appointed by the Mayor, the Health Commission controls the City and County hospitals, monitors & regulates emergency medical services, and all matters relating to promoting and protecting the health of San Francisco residents. The Health Commission meets every 1<sup>st</sup> & 3<sup>rd</sup> Tuesday of each month at 4 pm. For more information, please contact Mark Morewitz, Health Commission Secretary at Mark.morewitz@sfdph.org or (415) 554-2666.



**Dan Bernal**  
President



**Laurie Green, MD**  
Vice President




**Edward A. Chow,**  
MD




**Susan Belinda**  
Christian, J.D.



**Cecilia Chung**



**Suzanne Giraud,**  
Ph.D.



**Tessie M. Guillermo**

## SFPDH Hospitals – Part of the SF Health Network



### Laguna Honda Hospital & Rehabilitation Center

Located on a 62-acre campus in the heart of the city, Laguna Honda is one of the largest skilled nursing facilities in the United States and represents one of the most extensive commitments by any city or county to therapeutic care for seniors and adults with disabilities.

- The only dedicated skilled nursing facility for HIV/AIDS in the San Francisco Bay Area.
- A nationally-recognized program for people with Alzheimer's and other dementias.
- Complex care for people with multiple diagnoses.



### Priscilla Chan & Mark Zuckerberg San Francisco General Hospital & Trauma Center

Zuckerberg San Francisco General Hospital and Trauma Center (ZSFG) is the only Level One trauma center in San Francisco and Northern San Mateo County and provides life-saving medical care to the 1.5 million adults and children of San Francisco and Northern San Mateo County.

- Recognized for excellence in care
- International Leader in HIV/AIDS care
- Patient Care in 20+ languages
- Expert doctors connected to UCSF

## Resources

San Francisco Department of Public Health (SFPDH): <https://www.sfdph.org>

Population Health Division: <http://www.sfpd.org>

San Francisco Health Network: <http://sfhealthnetwork.org>

Laguna Honda Hospital and Rehabilitation Center: <http://lagunahonda.org>

ZSFG Hospital and Trauma Center: <http://zuckerbergsanfranciscogeneral.org/>

SFPDH Annual Report: <https://www.sfdph.org/dph/comupg/aboutdph/insideDept/OPP/docsreports.asp>

SF Health Commission: <https://www.sfdph.org/dph/comupg/aboutdph/hc/default.asp>